LTE Band 26_1.4M			
1RB#0		1RB#5	
Channel	26697	Channel	26783
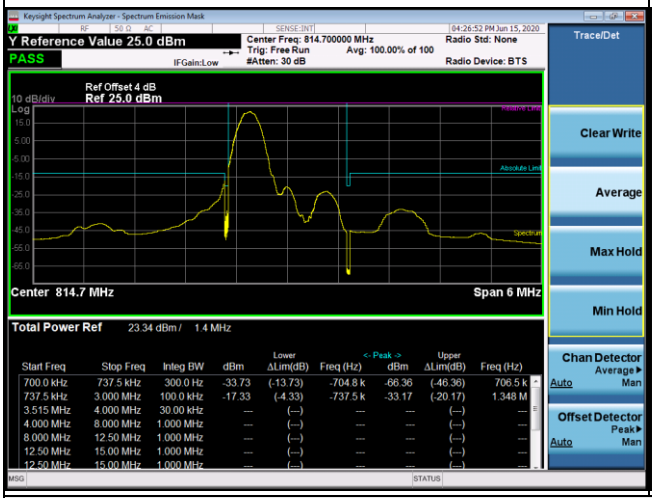		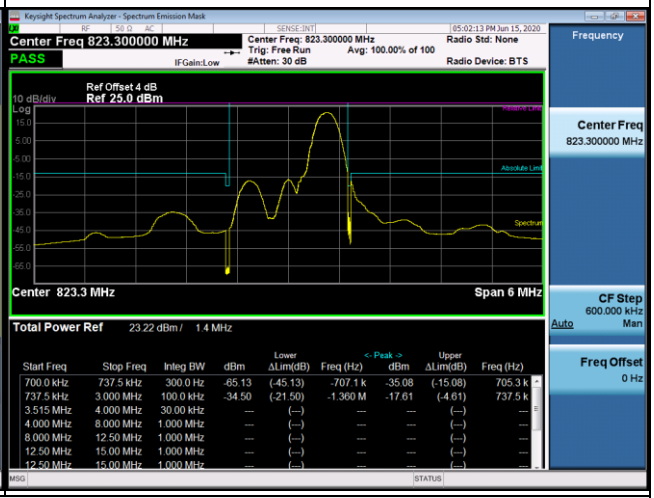	
6RB#0			
Channel	26697	Channel	26783
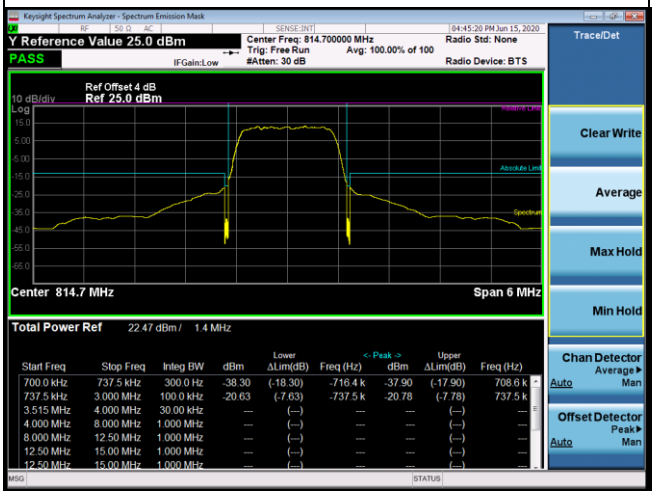			

LTE Band 26_3M			
1RB#0		1RB#14	
Channel	26705	Channel	26775
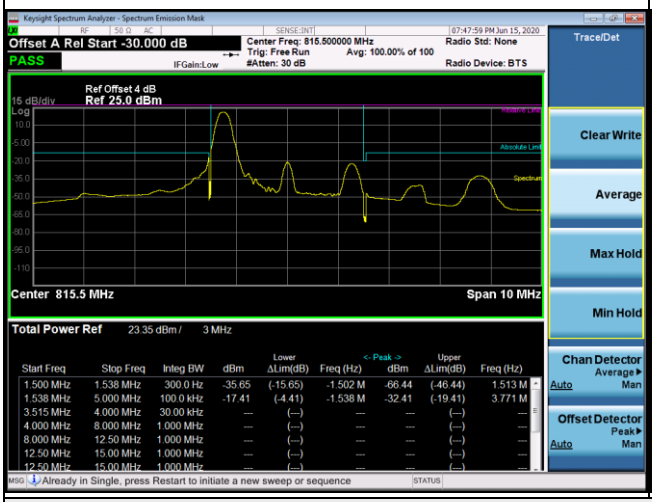		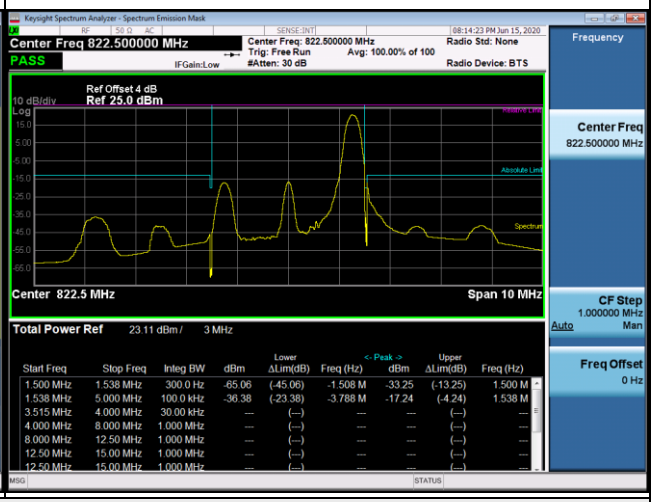	
15RB#0			
Channel	26705	Channel	26775
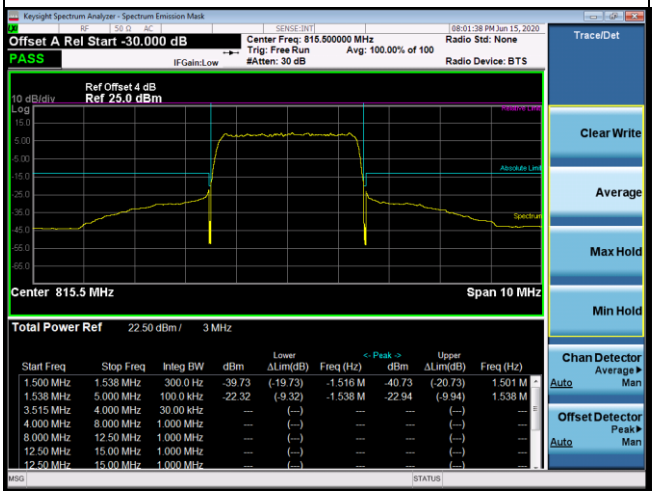			

LTE Band 26_5M			
1RB#0		1RB#24	
Channel	26715	Channel	26765
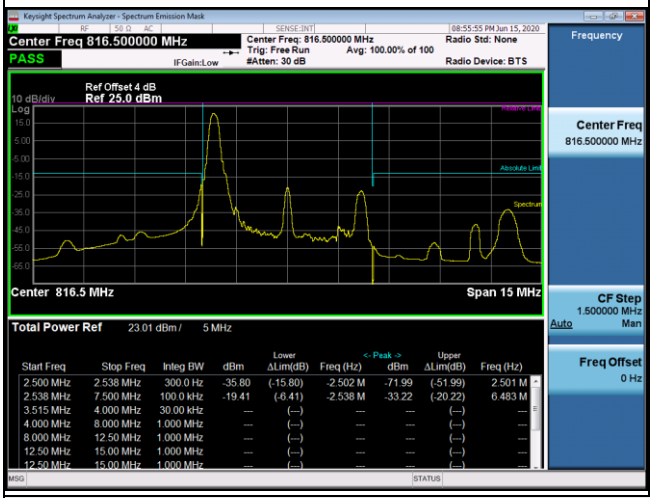		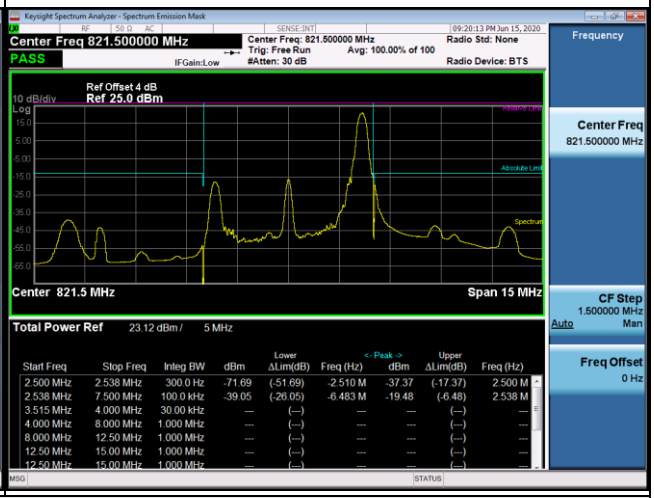	
25RB#0			
Channel	26715	Channel	26765

LTE Band 26_10M			
1RB#0		1RB#49	
Channel	26740	Channel	26740
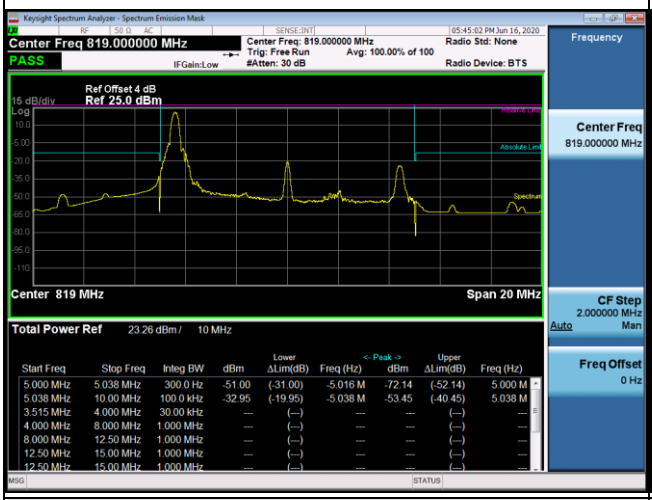		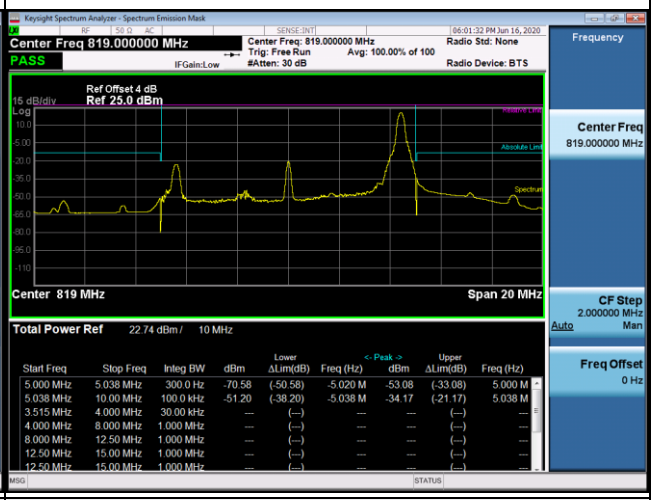	
25RB#0		-	
Channel	26740	-	
		-	

APPENDIX H - PEAK TO AVERAGE RATIO

LTE Band 26_1.4M Spectrum Plot

QPSK-26697

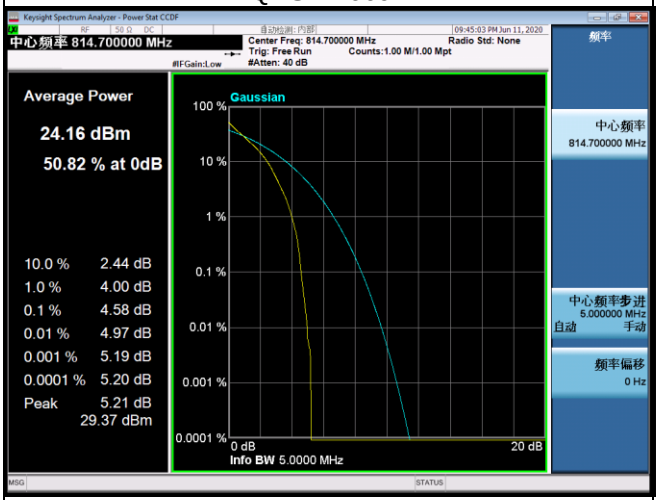

QPSK-26740

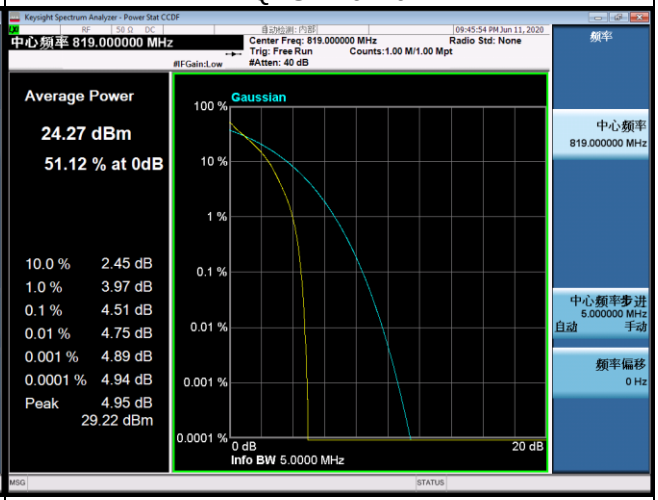

QPSK-26783

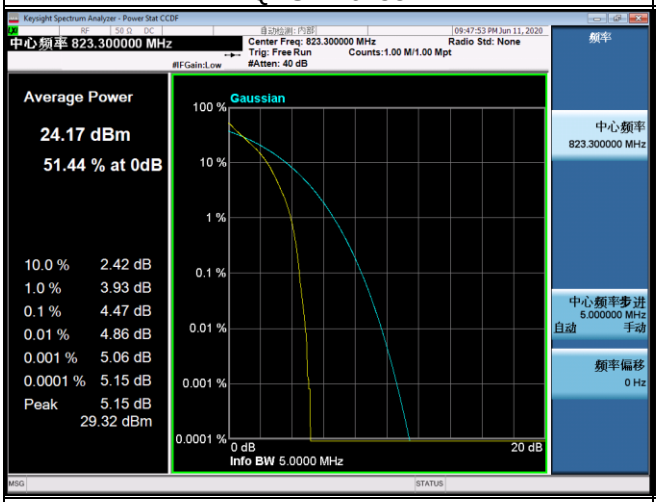

16QAM-26697

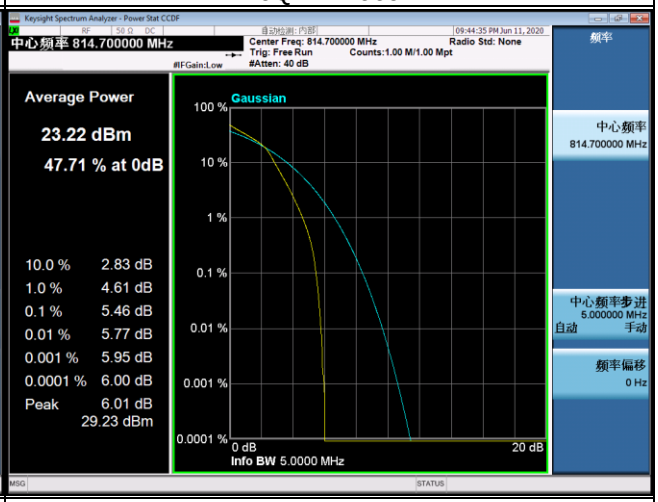

16QAM-26740

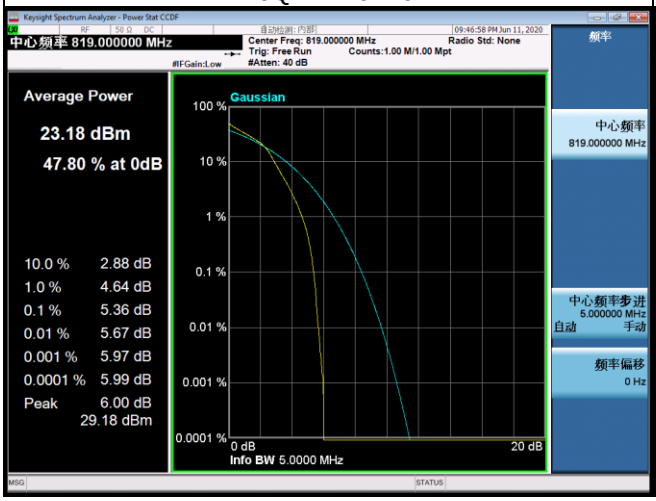

16QAM-26783

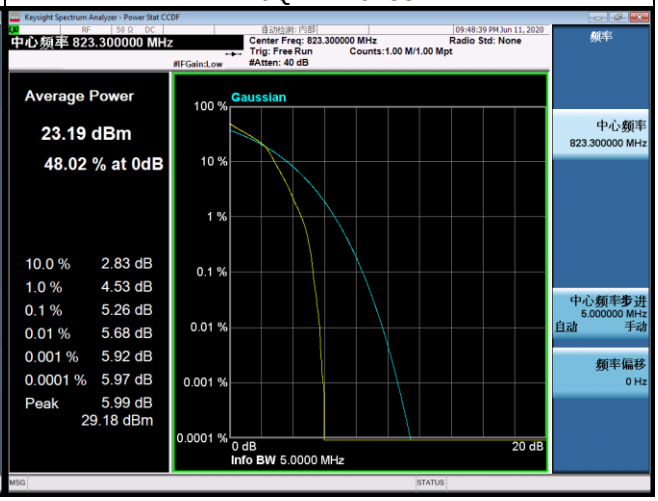

LTE Band 26_3M Spectrum Plot

QPSK-26705

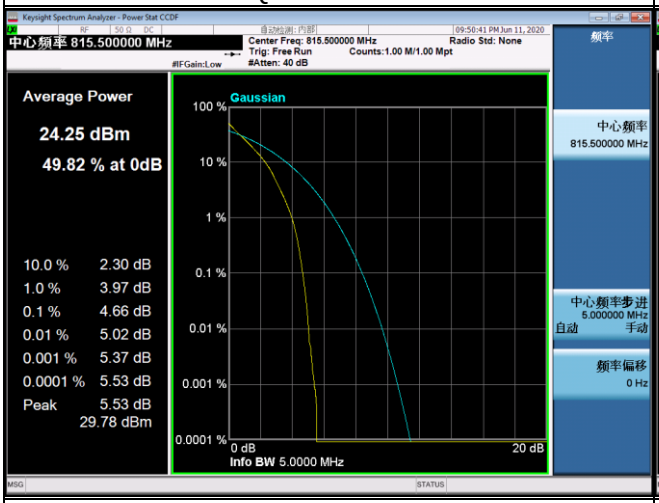

QPSK-26740

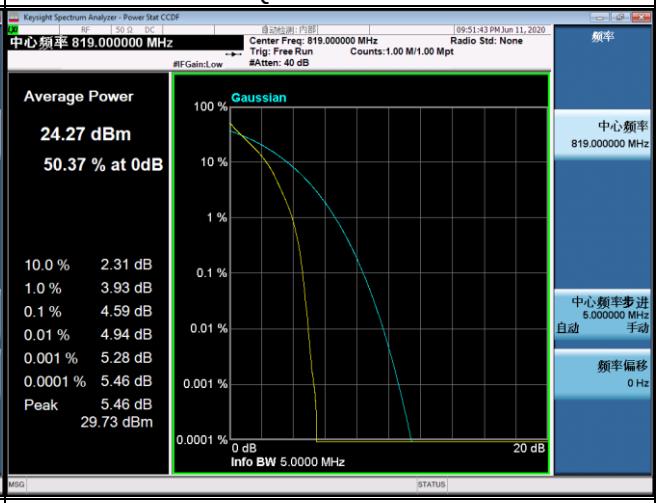

QPSK-26775

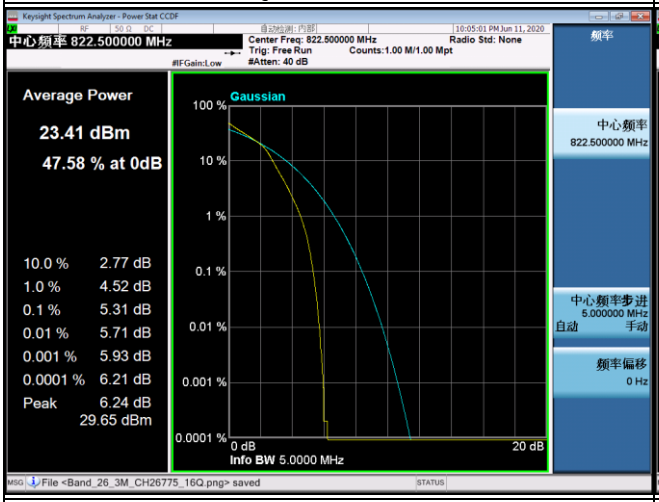

16QAM-26705

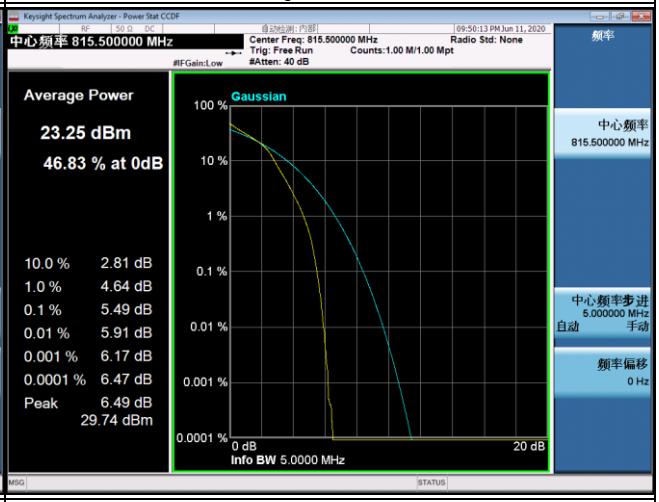

16QAM-26740

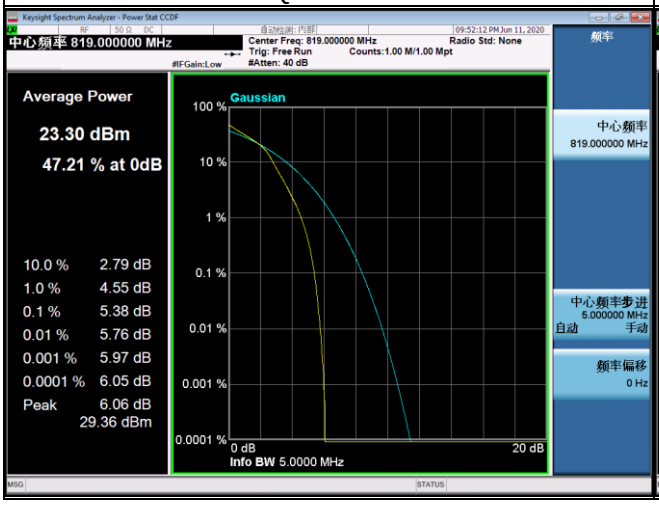

16QAM-26775

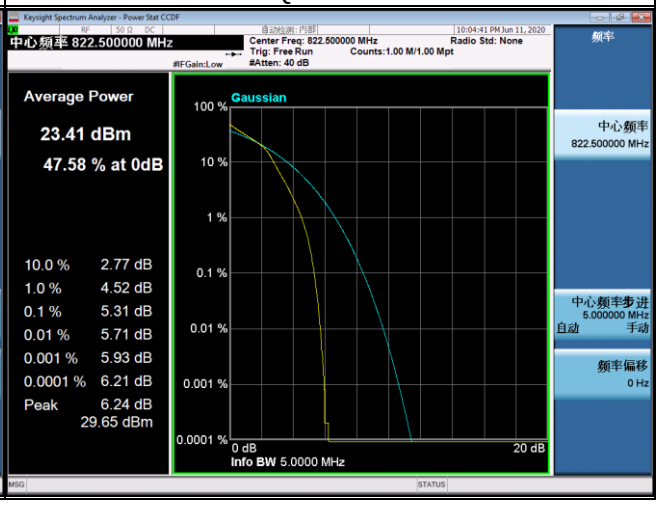

LTE Band 26_5M Spectrum Plot

QPSK-26715

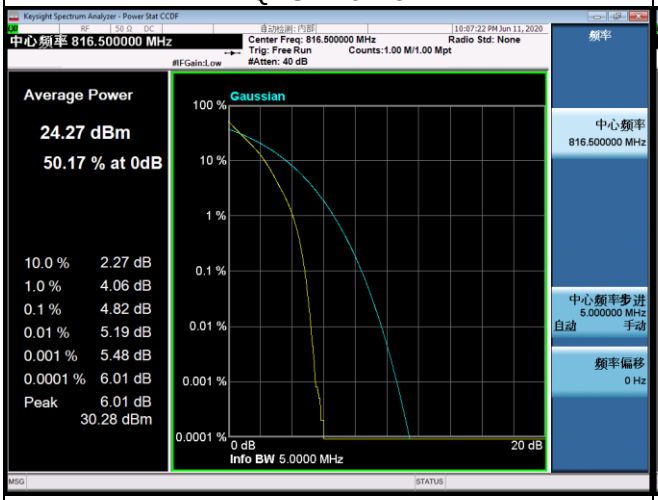

QPSK-26740

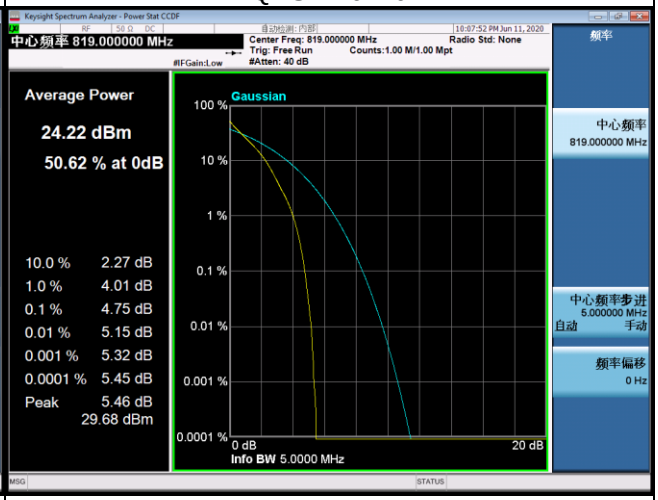

QPSK-26765

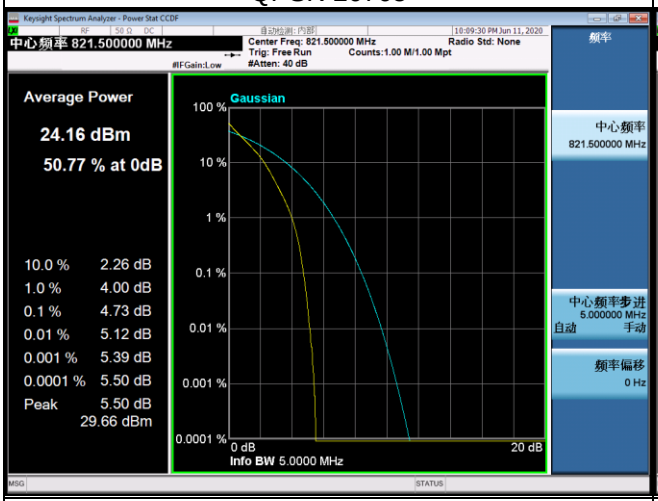

16QAM-26715

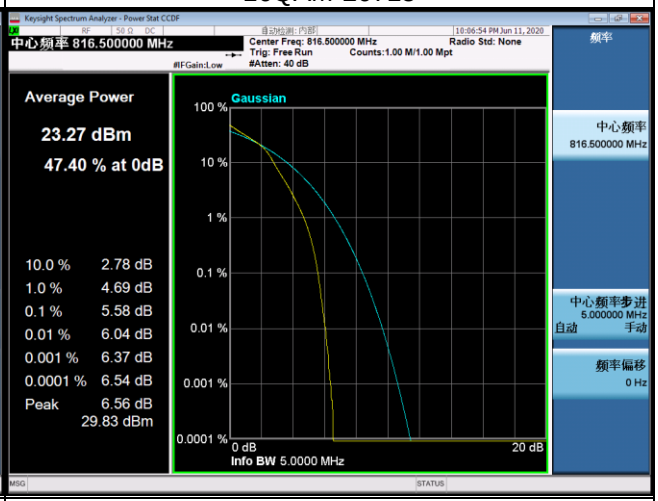

16QAM-26740

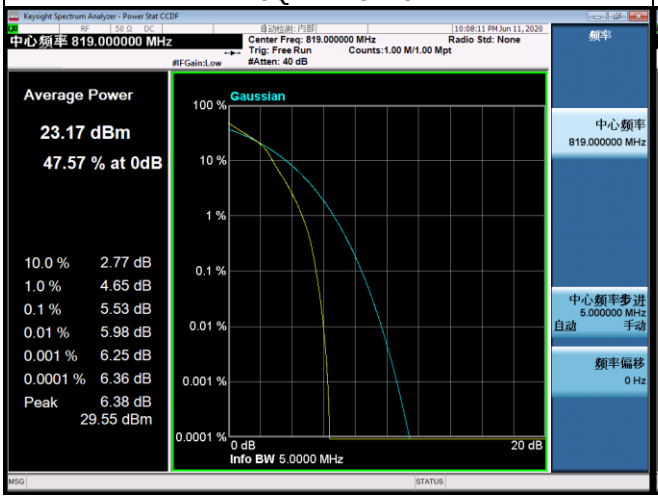

16QAM-26765

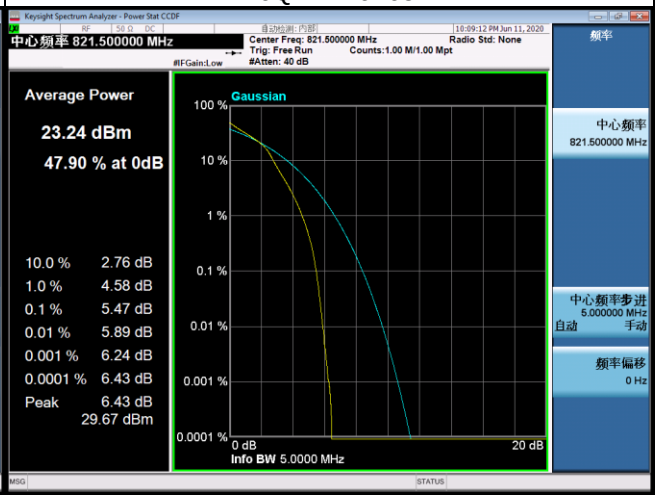

LTE Band 26_10M Spectrum Plot	
QPSK-26740	16QAM-26740
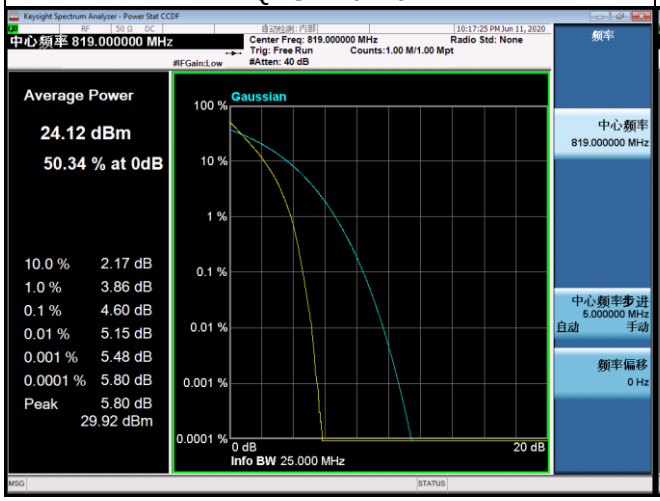	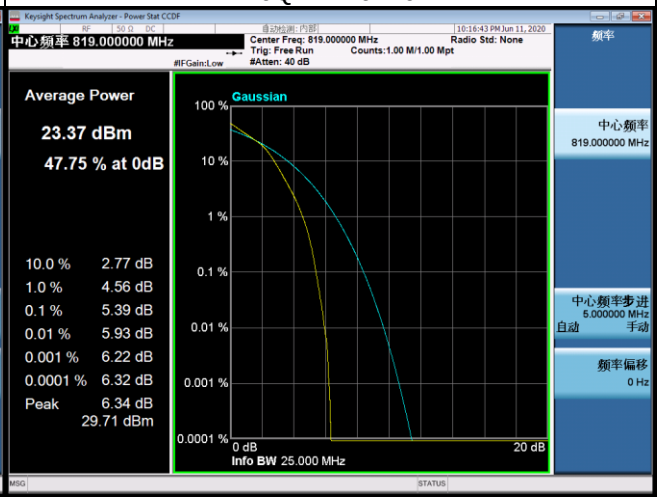

APPENDIX I - FREQUENCY STABILITY

Test Mode	LTE Band 26_CH26740_1.4M

Temperature vs. Frequency Stabiility

Temperature(℃)	Frequency Error (Hz)	Frequency Error (ppm)	Limit(ppm)
-20	-5.92	-0.007228327	±2.5
-10	1.32	0.001611722	
0	2.67	0.003260073	
10	1.44	0.001758242	
20	5.92	0.007228327	
30	-4.11	-0.005018315	
40	-3.82	-0.004664225	
50	2.54	0.003101343	
Max. Deviation (ppm)	-5.92	-0.007228327	

Voltage vs. Frequency Stability

Voltage(Volts)	Frequency Error (Hz)	Frequency Error (ppm)	Limit(ppm)
3.55	-4.88	-0.005958486	±2.5
3.80	-4.21	-0.005140415	
4.20	-3.36	-0.004102564	
Max. Deviation (ppm)	-4.88	-0.005958486	

Test Mode	LTE Band 26_CH26740_3M

Temperature vs. Frequency Stabiility

Temperature(℃)	Frequency Error (Hz)	Frequency Error (ppm)	Limit(ppm)
-20	-2.15	-0.00262515	±2.5
-10	1.76	0.002148962	
0	5.88	0.007179487	
10	4.27	0.005213675	
20	-3.91	-0.00477411	
30	-4.11	-0.00501832	
40	4.33	0.005286935	
50	-3.01	-0.00367521	
Max. Deviation (ppm)	-3.36	-0.00410256	

Voltage vs. Frequency Stability

Voltage(Volts)	Frequency Error (Hz)	Frequency Error (ppm)	Limit(ppm)
3.55	1.30	0.001587302	±2.5
3.80	2.58	0.003150183	
4.20	3.40	0.004151404	
Max. Deviation (ppm)	3.4	0.004151404	

Test Mode	LTE Band 26_CH26740_5M

Temperature vs. Frequency Stabiility

Temperature(℃)	Frequency Error (Hz)	Frequency Error (ppm)	Limit(ppm)
-20	-1.03	-0.001257631	±2.5
-10	-3.07	-0.003748474	
0	-2.57	-0.003137973	
10	-4.49	-0.005482295	
20	-2.74	-0.003345543	
30	-2.57	-0.003137973	
40	-2.66	-0.003247863	
50	-5.72	-0.006984127	
Max. Deviation (ppm)	5.92	0.007228327	

Voltage vs. Frequency Stability

Voltage(Volts)	Frequency Error (Hz)	Frequency Error (ppm)	Limit(ppm)
3.55	-5.84	-0.007130647	±2.5
3.80	-4.69	-0.005726496	
4.20	-2.47	-0.003015873	
Max. Deviation (ppm)	-5.84	-0.007130647	

Test Mode	LTE Band 26_CH26740_10M

Temperature vs. Frequency Stabiility

Temperature(℃)	Frequency Error (Hz)	Frequency Error (ppm)	Limit(ppm)
-20	1.96	0.002393162	±2.5
-10	-1.84	-0.002246642	
0	-2.41	-0.002942613	
10	-2.29	-0.002796093	
20	4.33	0.005286935	
30	4.23	0.005164835	
40	-4.38	-0.005347985	
50	3.90	0.004761905	
Max. Deviation (ppm)	-4.38	-0.005347985	

Voltage vs. Frequency Stability

Voltage(Volts)	Frequency Error (Hz)	Frequency Error (ppm)	Limit(ppm)
3.55	-2.93	-0.003577534	±2.5
3.80	-3.90	-0.004761905	
4.20	-1.24	-0.001514042	
Max. Deviation (ppm)	-3.9	-0.004761905	

End of Test Report