15MHz Channel Bandwidth

Channel 18675 (1857MHz)

Channel 18900 (1880MHz)

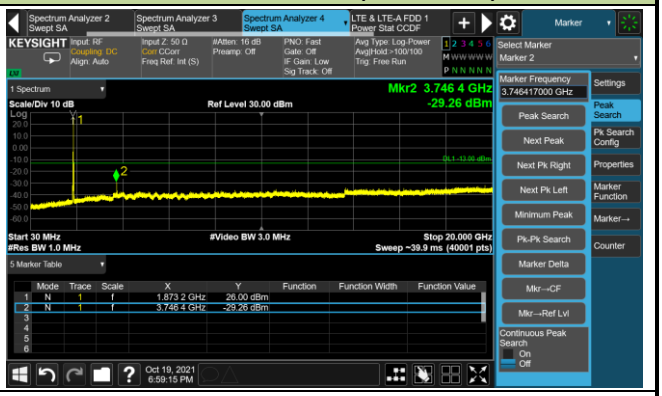

Channel 19125 (1902.5MHz)

20MHz Channel Bandwidth

Channel 18700 (1860MHz)

Channel 18900 (1880MHz)

Channel 19100 (1900MHz)

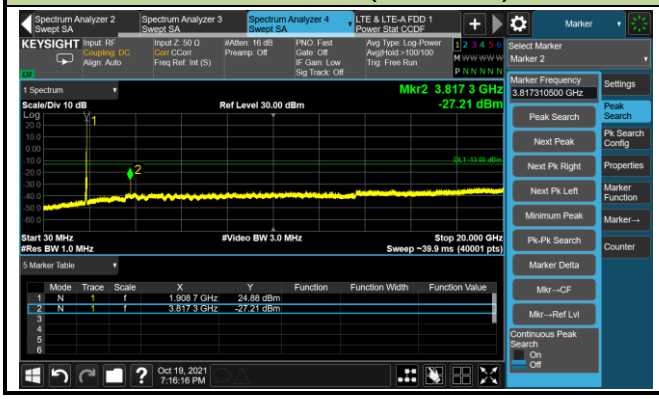

Product	LTE Module	Test Site	WZ-SR6
Test Engineer	Cloud Guo	Test Date	2021/10/19
Test Band	LTE Band 4/66, 1RB, QPSK		

Channel	Frequency (MHz)	Channel Bandwidth (MHz)	Frequency Range (MHz)	Max Spurious Emissions (dBm)	Limit (dBm)	Result
131979	1710.7	1.4	30 ~ 20000	-32.81	≤ -13.00	Pass
132322	1745.0	1.4	30 ~ 20000	-32.73	≤ -13.00	Pass
132665	1779.3	1.4	30 ~ 20000	-32.24	≤ -13.00	Pass
131987	1711.5	3	30 ~ 20000	-32.50	≤ -13.00	Pass
132322	1745.0	3	30 ~ 20000	-33.01	≤ -13.00	Pass
132657	1778.5	3	30 ~ 20000	-32.36	≤ -13.00	Pass
131997	1712.5	5	30 ~ 20000	-32.09	≤ -13.00	Pass
132322	1745.0	5	30 ~ 20000	-32.91	≤ -13.00	Pass
132647	1777.5	5	30 ~ 20000	-33.33	≤ -13.00	Pass
132022	1715.0	10	30 ~ 20000	-31.94	≤ -13.00	Pass
132322	1745.0	10	30 ~ 20000	-32.24	≤ -13.00	Pass
132622	1775.0	10	30 ~ 20000	-32.16	≤ -13.00	Pass
132047	1717.5	15	30 ~ 20000	-33.28	≤ -13.00	Pass
132322	1745.0	15	30 ~ 20000	-32.86	≤ -13.00	Pass
132597	1772.5	15	30 ~ 20000	-32.57	≤ -13.00	Pass
132072	1720.0	20	30 ~ 20000	-32.88	≤ -13.00	Pass
132322	1745.0	20	30 ~ 20000	-32.80	≤ -13.00	Pass
132572	1770.0	20	30 ~ 20000	-32.76	≤ -13.00	Pass

1.4MHz Channel Bandwidth

Channel 131979 (1710.7MHz)

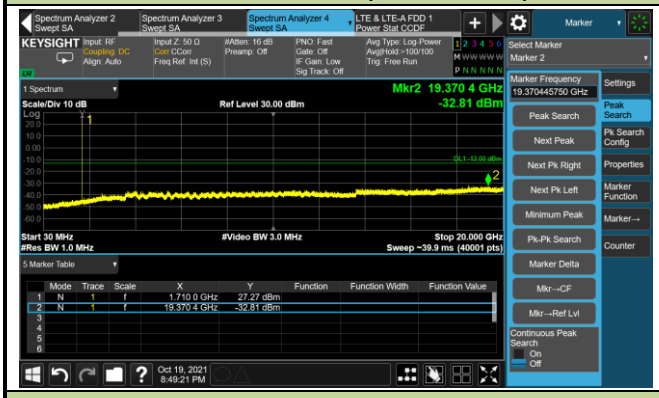

Channel 132322 (1745MHz)

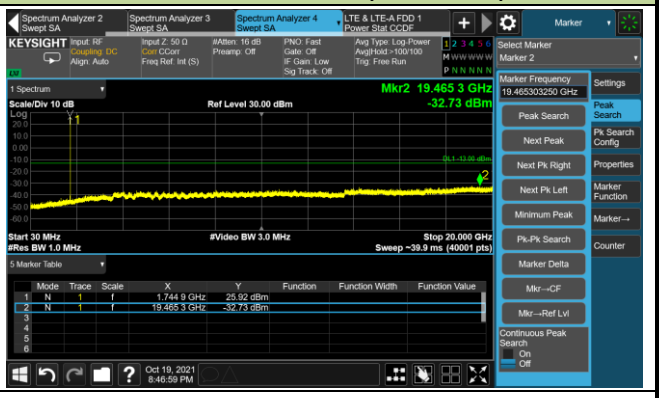

Channel 132665 (1779.3MHz)

3MHz Channel Bandwidth

Channel 131987 (1711.5MHz)

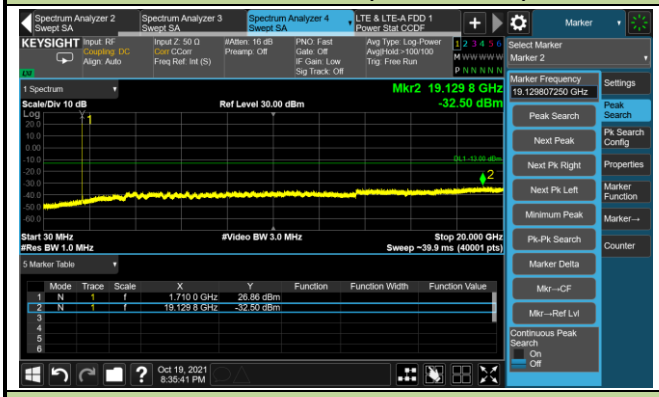

Channel 132322 (1745MHz)

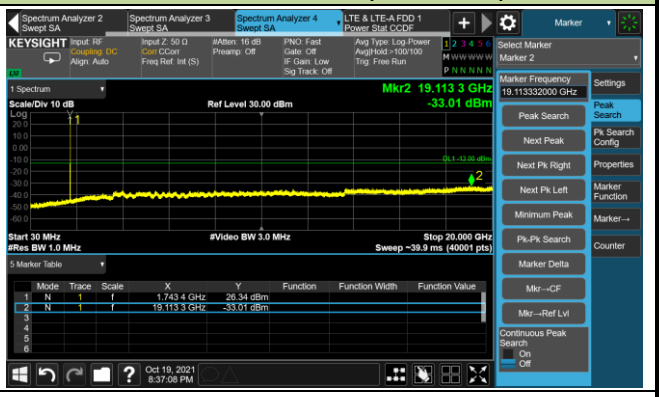

Channel 132657 (1778.5MHz)

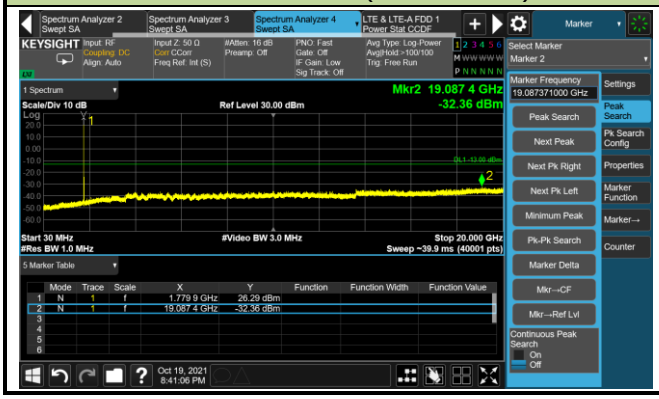

5MHz Channel Bandwidth

Channel 131997 (1712.5MHz)

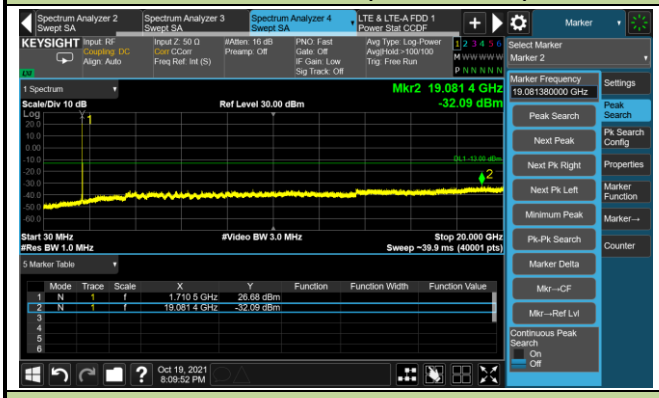

Channel 132322 (1745MHz)

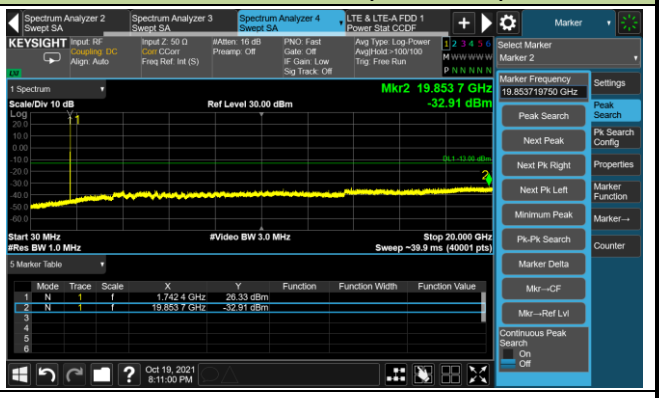

Channel 132647 (1777.5MHz)

10MHz Channel Bandwidth

Channel 132022 (1715MHz)

Channel 132322 (1745MHz)

Channel 132622 (1775MHz)

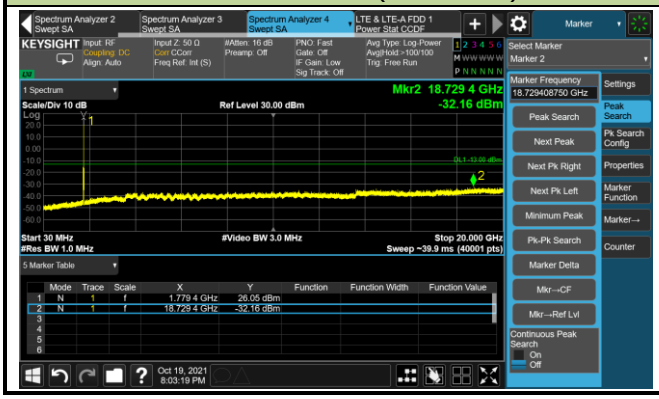

15MHz Channel Bandwidth

Channel 132047 (1717.5MHz)

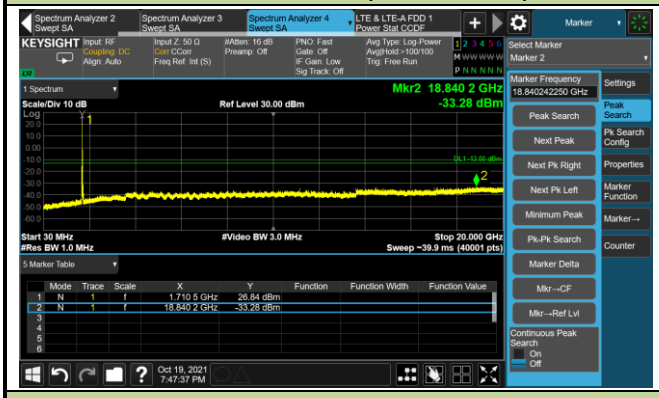

Channel 132322 (1745MHz)

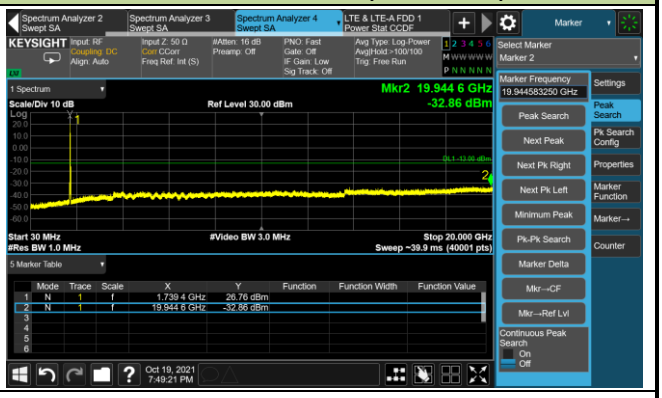

Channel 132597 (1772.5Hz)

20MHz Channel Bandwidth

Channel 132072 (1720MHz)

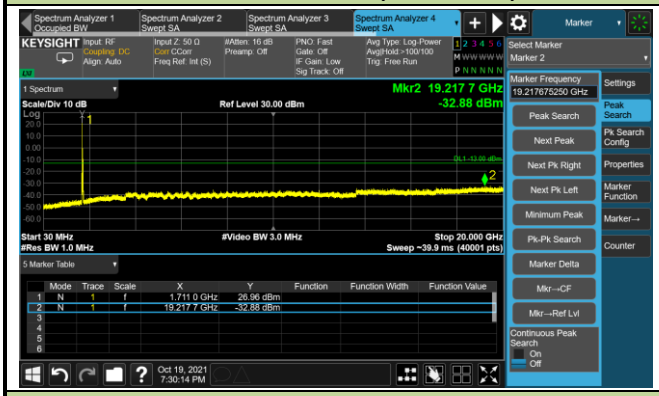

Channel 132322 (1745MHz)

Channel 132572 (1770Hz)

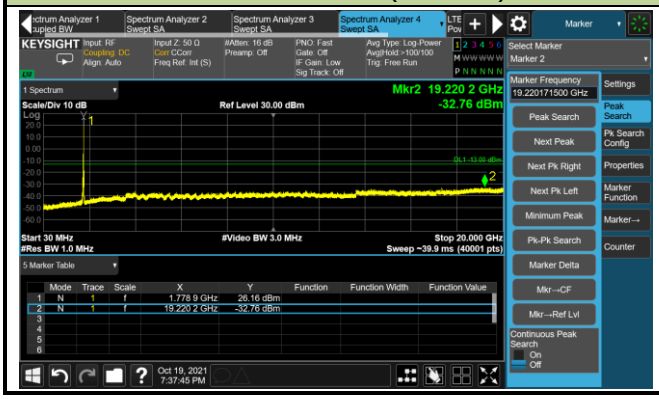

Product	LTE Module	Test Site	WZ-SR6
Test Engineer	Cloud Guo	Test Date	2021/10/20
Test Band	LTE Band 5, 1RB, QPSK		

Channel	Frequency (MHz)	Channel Bandwidth (MHz)	Frequency Range (MHz)	Max Spurious Emissions (dBm)	Limit (dBm)	Result
20407	824.7	1.4	30 ~ 10000	-36.38	≤ -13.00	Pass
20525	836.5	1.4	30 ~ 10000	-36.51	≤ -13.00	Pass
20643	848.3	1.4	30 ~ 10000	-36.40	≤ -13.00	Pass
20415	825.5	3	30 ~ 10000	-36.80	≤ -13.00	Pass
20525	836.5	3	30 ~ 10000	-36.57	≤ -13.00	Pass
20635	847.5	3	30 ~ 10000	-36.87	≤ -13.00	Pass
20425	826.5	5	30 ~ 10000	-36.60	≤ -13.00	Pass
20525	836.5	5	30 ~ 10000	-36.23	≤ -13.00	Pass
20635	846.5	5	30 ~ 10000	-36.40	≤ -13.00	Pass
20450	829.0	10	30 ~ 10000	-36.29	≤ -13.00	Pass
20525	836.5	10	30 ~ 10000	-35.48	≤ -13.00	Pass
20600	844.0	10	30 ~ 10000	-36.15	≤ -13.00	Pass

1.4MHz Channel Bandwidth

Channel 20407 (814.7MHz)

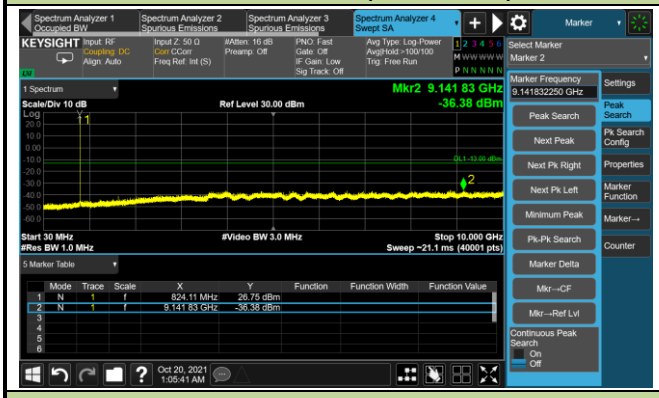

Channel 20525 (831.5MHz)

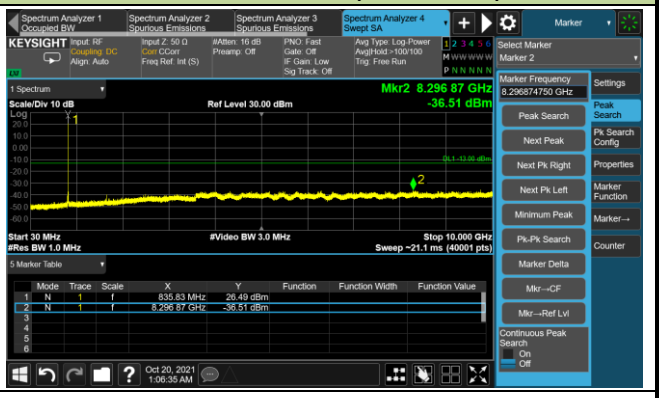

Channel 20643 (848.3MHz)

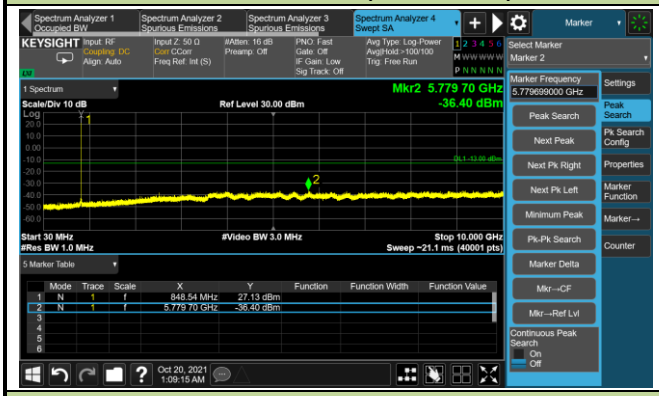

3MHz Channel Bandwidth

Channel 20415 (815.5MHz)

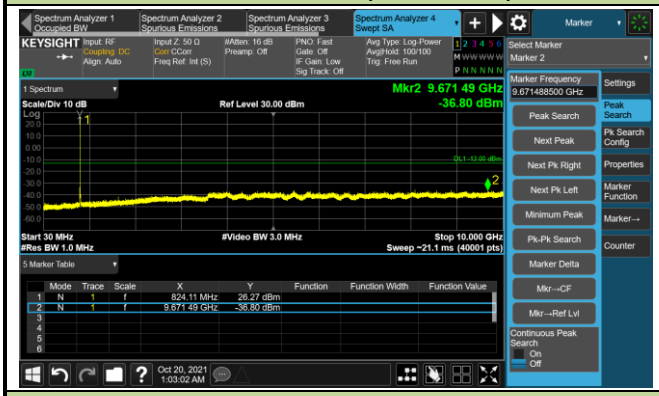

Channel 20525 (831.5MHz)

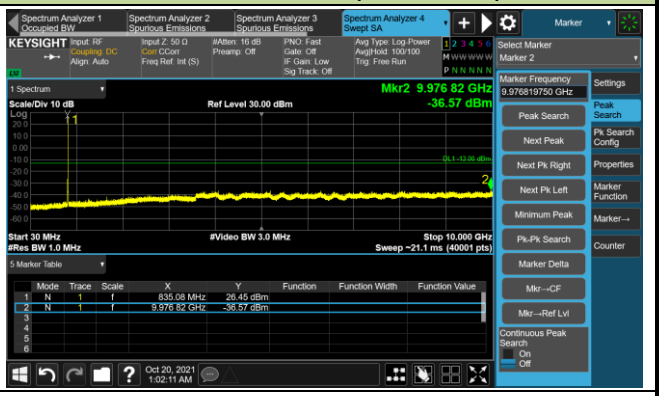

Channel 20635 (847.5MHz)

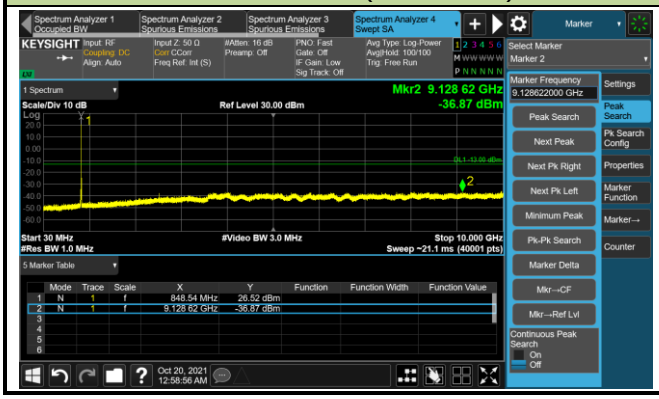

5MHz Channel Bandwidth

Channel 20425 (816.5MHz)

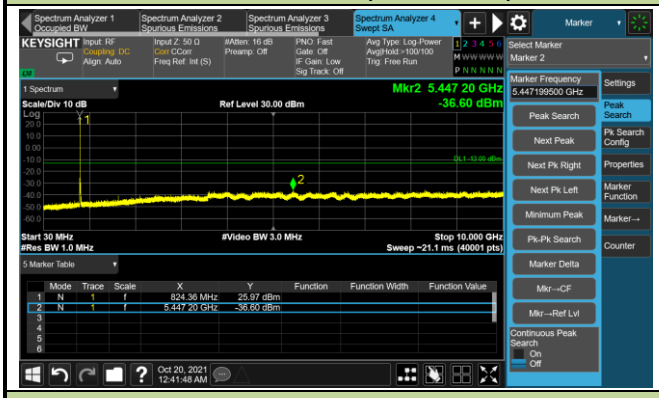

Channel 20525 (831.5MHz)

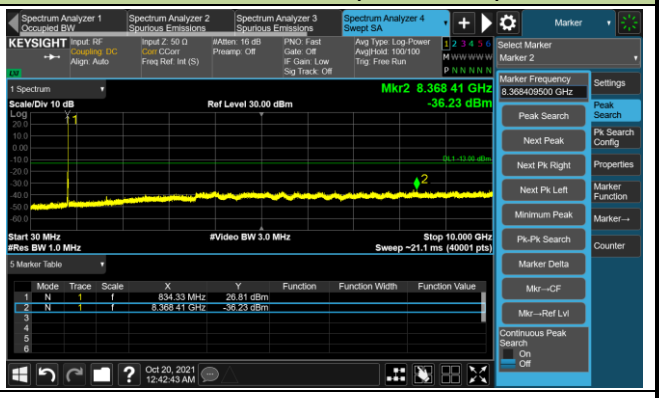

Channel 20625 (846.5MHz)

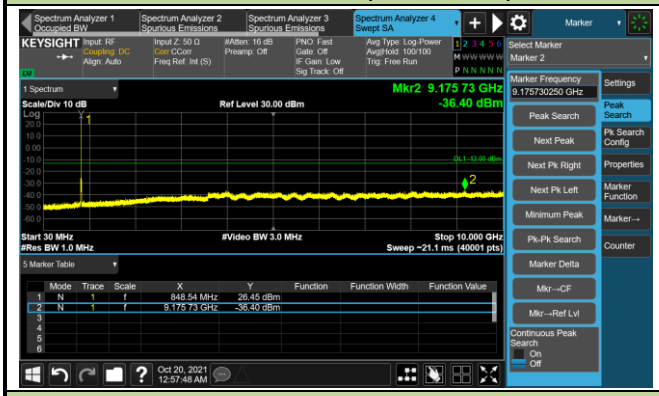

10MHz Channel Bandwidth

Channel 20450 (819MHz)

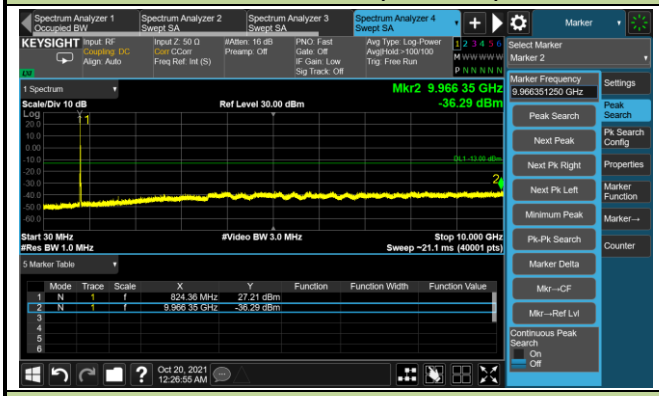

Channel 20525 (831.5MHz)

Channel 20600 (844MHz)

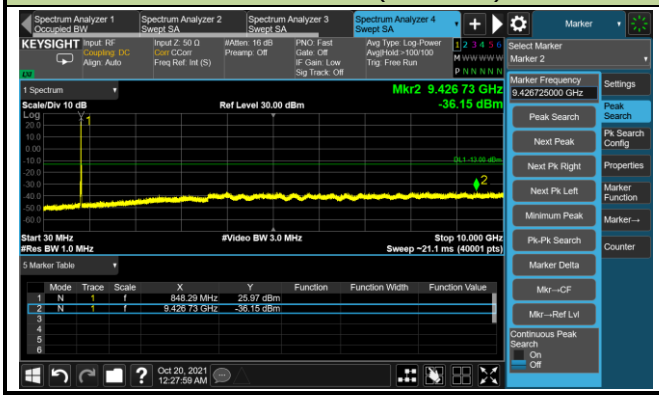

Product	LTE Module	Test Site	WZ-SR6
Test Engineer	Cloud Guo	Test Date	2021/10/19
Test Band	LTE Band 7, 1RB, QPSK		

Channel	Frequency (MHz)	Channel Bandwidth (MHz)	Frequency Range (MHz)	Max Spurious Emissions (dBm)	Limit (dBm)	Result
20775	2502.5	5	30 ~ 27000	-38.87	≤ -25.00	Pass
21100	2535.0	5	30 ~ 27000	-37.36	≤ -25.00	Pass
21425	2567.5	5	30 ~ 27000	-38.44	≤ -25.00	Pass
20800	2505.0	10	30 ~ 27000	-37.95	≤ -25.00	Pass
21100	2535.0	10	30 ~ 27000	-39.35	≤ -25.00	Pass
21400	2565.0	10	30 ~ 27000	-37.41	≤ -25.00	Pass
20825	2507.5	15	30 ~ 27000	-37.64	≤ -25.00	Pass
21100	2535.0	15	30 ~ 27000	-37.78	≤ -25.00	Pass
21375	2562.5	15	30 ~ 27000	-39.81	≤ -25.00	Pass
20850	2510.0	20	30 ~ 27000	-38.35	≤ -25.00	Pass
21100	2535.0	20	30 ~ 27000	-39.21	≤ -25.00	Pass
21350	2560.0	20	30 ~ 27000	-40.95	≤ -25.00	Pass

5MHz Channel Bandwidth

Channel 20775 (2502.5MHz)/

Channel 21100 (2535MHz)

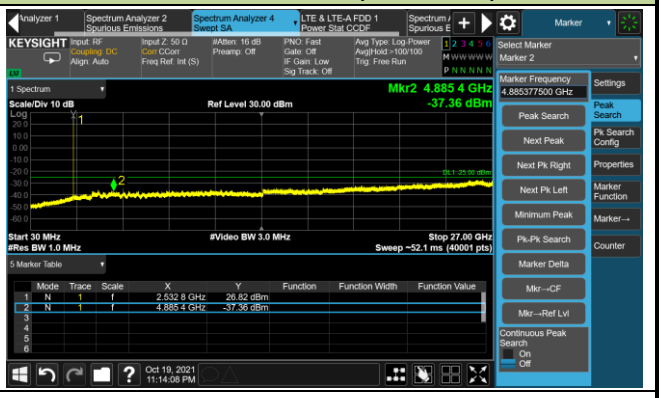

Channel 21425 (2567.5MHz)

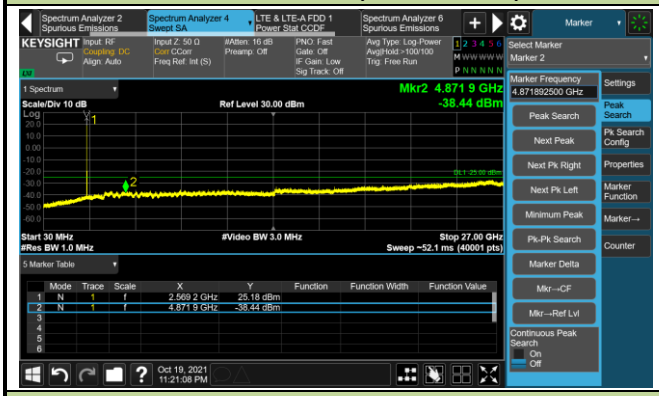

10MHz Channel Bandwidth

Channel 20800 (2505MHz)

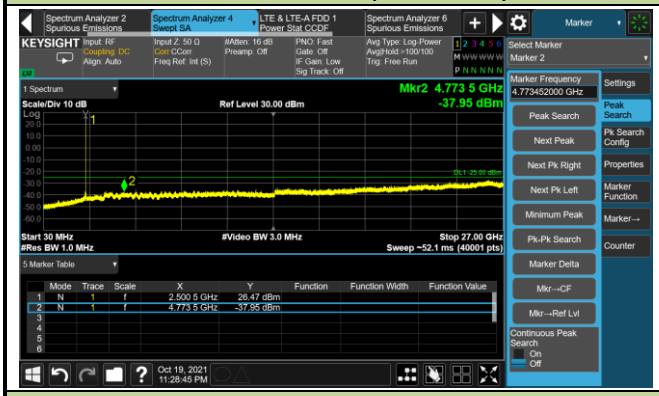

Channel 21100 (2535MHz)

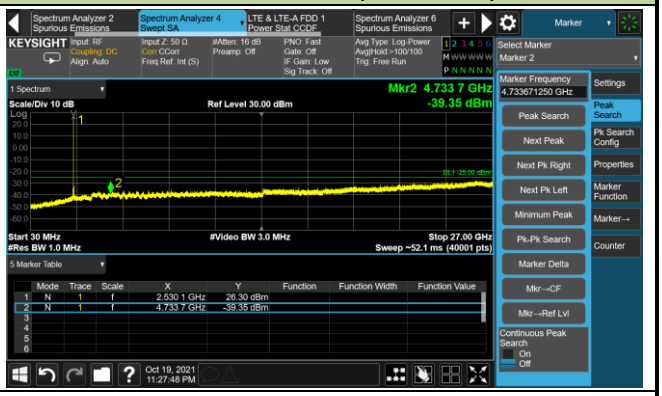

Channel 21400 (2565MHz)

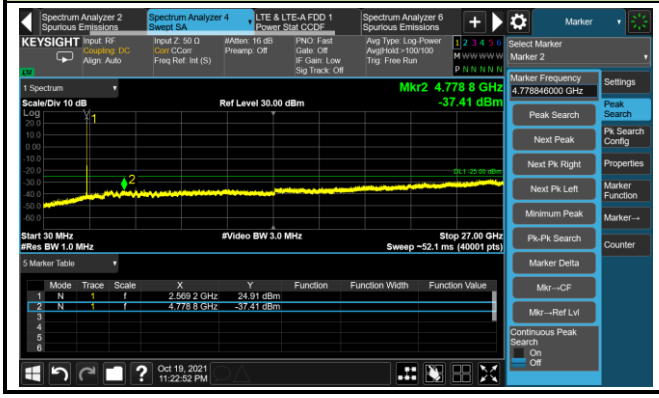

15MHz Channel Bandwidth

Channel 20825 (2507.5MHz)

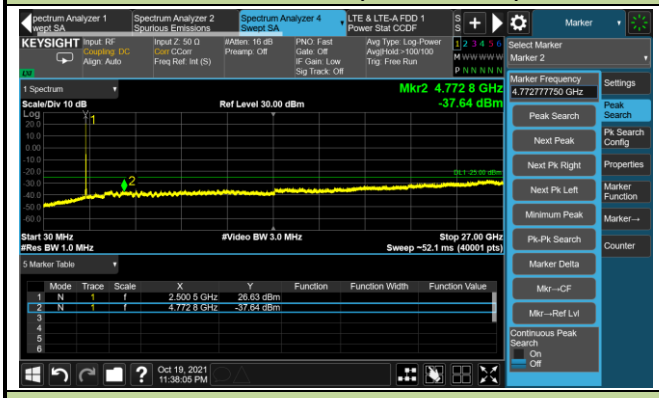

Channel 21100 (2535MHz)

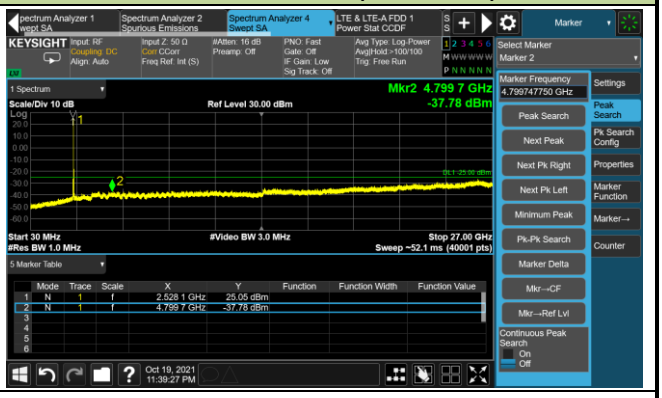

Channel 21375 (2562.5MHz)

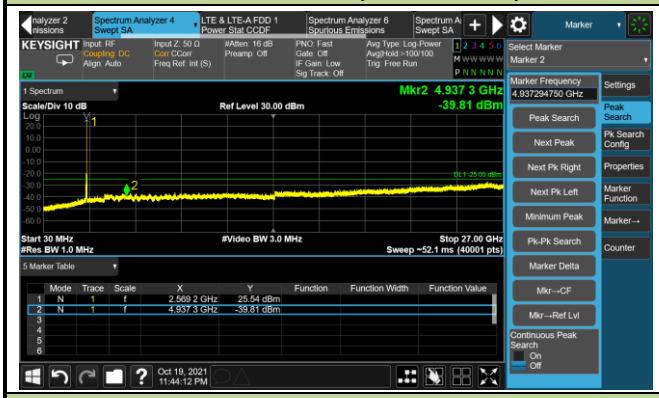

20MHz Channel Bandwidth

Channel 20850 (2510MHz)

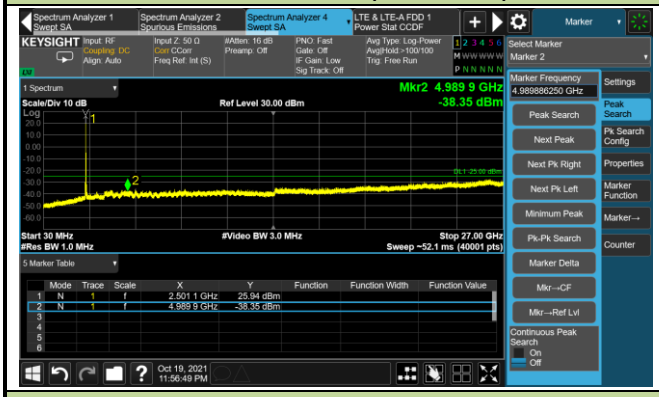

Channel 21100 (2535MHz)

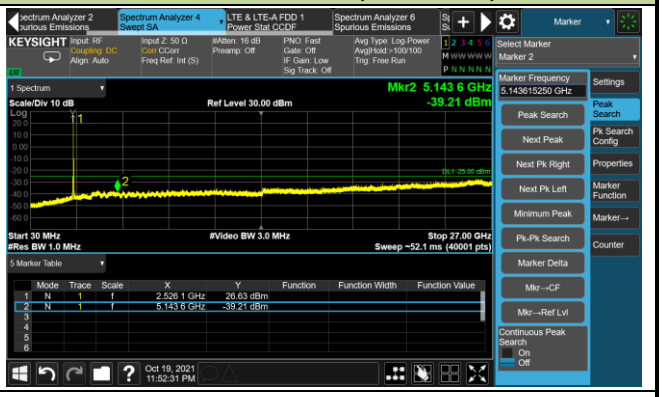

Channel 21350 (2560MHz)

4.8. Radiated Spurious Emissions Measurements

4.8.1.Test Limit

The power of any emission outside of theauthorized operating frequency ranges must be attenuated below the transmitting power (P) by a factorof at least 43 + 10 log(P) dB. The emission limit equal to -13dBm.

For Band 7, the powerof any emission outside of the authorized operating frequency ranges must be attenuated below the transmitting power (P) by a factor of at least 55 + 10 log(P) dB. The emission limit equal to -25dBm.

E (dBμV/m) = EIRP (dBm) - 20 log D + 104.8; where D is the measurement distance in meters. The emission limit equal to 82.3dBμV/m or 70.3dBμV/m.

4.8.2.Test Procedure Used

ANSI C63.26-2015 - Section 5.2.7 & 5.5

4.8.3.Test Setting

1. RBW = 1MHz
2. VBW ≥ 3*RBW
3. Sweep time ≥ 10 × (number of points in sweep) × (transmission symbol period)
4. Detector = Peak
5. Trace mode = max hold
6. The trace was allowed to stabilize

4.8.4.Test Setup

Below 1GHz Test Setup:

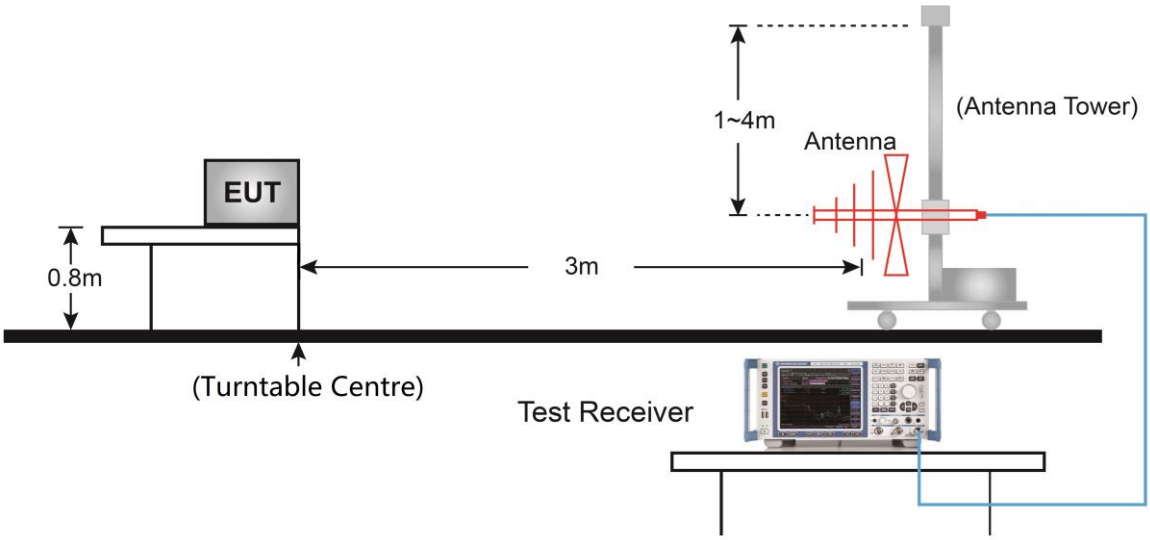

Above 1GHz Test Setup:

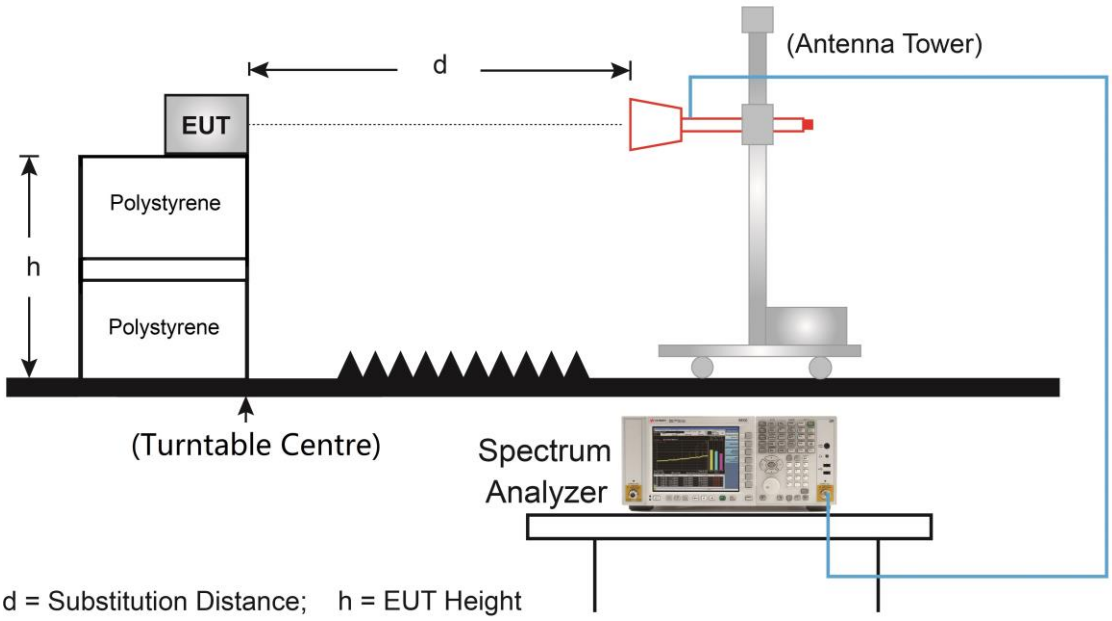

4.8.5.Test Result

Product	LTE Module	Test Site	WZ-AC2
Test Engineer	Cloud Guo	Test Date	2021/10/14 ~ 2021/11/01
Test Band	LTE Band 2, 1RB, QPSK		

Frequency (MHz)	Reading Level (dBμV)	Factor (dB/m)	Measure Level(dBμV/m)	Limit (dBμV/m)	Margin (dB)	Detector	Polarization
Low Channel							
48.92	15.01	18.69	33.70	82.30	-48.60	Peak	Horizontal
156.59	15.25	18.11	33.36	82.30	-48.94	Peak	Horizontal
40.67	16.97	17.81	34.77	82.30	-47.53	Peak	Vertical
165.32	15.65	17.87	33.52	82.30	-48.78	Peak	Vertical
3703.00	55.31	0.72	56.03	82.30	-26.28	Peak	Horizontal
8505.50	37.90	10.07	47.97	82.30	-34.33	Peak	Horizontal
3703.00	58.41	0.72	59.13	82.30	-23.17	Peak	Vertical
7400.50	39.50	9.09	48.60	82.30	-33.70	Peak	Vertical
Middle Channel							
48.43	9.32	18.74	28.05	82.30	-54.25	Peak	Horizontal
158.53	13.16	18.09	31.26	82.30	-51.04	Peak	Horizontal
44.07	13.77	18.58	32.35	82.30	-49.95	Peak	Vertical
159.50	9.41	18.08	27.49	82.30	-54.81	Peak	Vertical
3703.00	54.32	0.72	55.04	82.30	-27.26	Peak	Horizontal
9066.50	37.07	11.40	48.47	82.30	-33.83	Peak	Horizontal
3703.00	59.43	0.72	60.15	82.30	-22.16	Peak	Vertical
7400.50	38.51	9.09	47.60	82.30	-34.70	Peak	Vertical
High Channel							
34.85	9.70	17.02	26.72	82.30	-55.58	Peak	Horizontal
159.50	13.80	18.08	31.88	82.30	-50.42	Peak	Horizontal
44.55	13.36	18.66	32.01	82.30	-50.29	Peak	Vertical
155.62	9.39	18.11	27.49	82.30	-54.81	Peak	Vertical
3822.00	56.09	1.15	57.24	82.30	-25.06	Peak	Horizontal
7400.50	37.09	9.09	46.18	82.30	-36.12	Peak	Horizontal
3822.00	60.91	1.15	62.07	82.30	-20.23	Peak	Vertical
7638.50	38.79	8.65	47.45	82.30	-34.85	Peak	Vertical
Note: Measure Level (dBμV/m) = Reading Level (dBμV) + Factor (dB/m).							

Product	LTE Module	Test Site	WZ-AC2
Test Engineer	Cloud Guo	Test Date	2021/10/14 ~ 2021/11/01
Test Band	LTE Band 4/66, 1RB, QPSK		

Frequency (MHz)	Reading Level (dBμV)	Factor (dB/m)	Measure Level(dBμV/m)	Limit (dBμV/m)	Margin (dB)	Detector	Polarization
Low Channel							
44.07	6.22	18.58	24.80	82.30	-57.50	Peak	Horizontal
159.98	11.47	18.06	29.53	82.30	-52.77	Peak	Horizontal
44.07	12.75	18.58	31.33	82.30	-50.97	Peak	Vertical
159.01	5.91	18.09	24.00	82.30	-58.30	Peak	Vertical
5131.00	38.88	4.84	43.72	82.30	-38.58	Peak	Horizontal
7485.50	36.97	8.91	45.87	82.30	-36.43	Peak	Horizontal
6839.50	40.96	7.99	48.95	82.30	-33.35	Peak	Vertical
8548.00	38.73	10.32	49.05	82.30	-33.25	Peak	Vertical
Middle Channel							
43.58	6.31	18.51	24.81	82.30	-57.49	Peak	Horizontal
160.47	12.11	18.06	30.17	82.30	-52.13	Peak	Horizontal
44.55	12.93	18.66	31.59	82.30	-50.71	Peak	Vertical
165.32	6.60	17.87	24.48	82.30	-57.82	Peak	Vertical
5182.00	35.99	4.92	40.91	82.30	-41.39	Peak	Horizontal
9109.00	36.09	11.66	47.75	82.30	-34.55	Peak	Horizontal
5233.00	43.09	4.78	47.88	82.30	-34.42	Peak	Vertical
6975.50	38.88	8.28	47.16	82.30	-35.14	Peak	Vertical
High Channel							
120.70	10.80	15.39	26.18	82.30	-56.12	Peak	Horizontal
157.56	11.21	18.11	29.32	82.30	-52.98	Peak	Horizontal
44.55	12.72	18.66	31.38	82.30	-50.92	Peak	Vertical
159.50	6.31	18.08	24.39	82.30	-57.91	Peak	Vertical
5335.00	37.46	4.74	42.21	82.30	-40.10	Peak	Horizontal
7672.50	37.89	8.61	46.50	82.30	-35.80	Peak	Horizontal
5335.00	42.63	4.74	47.37	82.30	-34.93	Peak	Vertical
7519.50	37.06	8.76	45.82	82.30	-36.48	Peak	Vertical
Note: Measure Level (dBμV/m) = Reading Level (dBμV) + Factor (dB/m).							

Product	LTE Module	Test Site	WZ-AC2
Test Engineer	Cloud Guo	Test Date	2021/10/14 ~ 2021/11/01
Test Band	LTE Band 5, 1RB, QPSK		

Frequency (MHz)	Reading Level (dBμV)	Factor (dB/m)	Measure Level(dBμV/m)	Limit (dBμV/m)	Margin (dB)	Detector	Polarization
Low Channel							
46.98	14.61	18.79	33.40	82.30	-48.90	Peak	Horizontal
154.16	15.78	18.12	33.90	82.30	-48.40	Peak	Horizontal
44.07	15.80	18.58	34.38	82.30	-47.92	Peak	Vertical
159.98	14.87	18.06	32.93	82.30	-49.37	Peak	Vertical
1671.50	48.52	-6.21	42.31	82.30	-39.99	Peak	Horizontal
3346.00	44.01	-0.32	43.69	82.30	-38.61	Peak	Horizontal
1671.50	48.95	-6.21	42.73	82.30	-39.57	Peak	Vertical
2504.50	45.85	-2.61	43.23	82.30	-39.07	Peak	Vertical
Middle Channel							
41.64	9.72	18.01	27.73	82.30	-54.58	Peak	Horizontal
144.95	8.92	17.84	26.76	82.30	-55.54	Peak	Horizontal
47.95	9.16	18.76	27.92	82.30	-54.38	Peak	Vertical
145.92	9.21	17.91	27.12	82.30	-55.18	Peak	Vertical
1646.00	51.19	-6.26	44.93	82.30	-37.37	Peak	Horizontal
2470.50	42.54	-2.75	39.79	82.30	-42.51	Peak	Horizontal
1646.00	50.24	-6.26	43.98	82.30	-38.32	Peak	Vertical
2470.50	50.56	-2.75	47.81	82.30	-34.49	Peak	Vertical
High Channel							
46.01	15.82	18.77	34.59	82.30	-47.71	Peak	Horizontal
158.53	15.73	18.09	33.83	82.30	-48.48	Peak	Horizontal
40.19	16.72	17.75	34.47	82.30	-47.83	Peak	Vertical
151.25	14.68	18.11	32.79	82.30	-49.51	Peak	Vertical
1790.50	45.26	-6.05	39.21	82.30	-43.09	Peak	Horizontal
2547.00	41.38	-2.44	38.94	82.30	-43.36	Peak	Horizontal
1790.50	48.29	-6.05	42.24	82.30	-40.06	Peak	Vertical
2547.00	47.49	-2.44	45.05	82.30	-37.25	Peak	Vertical
Note: Measure Level (dBμV/m) = Reading Level (dBμV) + Factor (dB/m).							

Product	LTE Module	Test Site	WZ-AC2
Test Engineer	Cloud Guo	Test Date	2021/10/14 ~ 2021/11/01
Test Band	LTE Band 7, 1RB, QPSK		

Frequency (MHz)	Reading Level (dBμV)	Factor (dB/m)	Measure Level(dBμV/m)	Limit (dBμV/m)	Margin (dB)	Detector	Polarization
Low Channel							
54.25	5.99	18.24	24.23	70.30	-46.07	Peak	Horizontal
161.44	13.73	18.03	31.75	70.30	-38.55	Peak	Horizontal
44.07	13.32	18.58	31.90	70.30	-38.40	Peak	Vertical
164.35	7.47	17.92	25.39	70.30	-44.91	Peak	Vertical
5003.50	41.02	4.53	45.54	70.30	-24.76	Peak	Horizontal
12500.50	42.62	12.87	55.48	70.30	-14.82	Peak	Horizontal
10001.50	38.72	12.84	51.56	70.30	-18.74	Peak	Vertical
12500.50	45.15	12.87	58.02	70.30	-12.28	Peak	Vertical
Middle Channel							
52.80	5.91	18.31	24.22	70.30	-46.08	Peak	Horizontal
159.50	13.11	18.08	31.18	70.30	-39.12	Peak	Horizontal
44.55	12.81	18.66	31.47	70.30	-38.83	Peak	Vertical
165.32	7.75	17.87	25.63	70.30	-44.67	Peak	Vertical
5063.00	41.70	4.71	46.41	70.30	-23.89	Peak	Horizontal
12662.00	39.28	13.33	52.61	70.30	-17.69	Peak	Horizontal
5063.00	45.86	4.71	50.57	70.30	-19.73	Peak	Vertical
12662.00	43.49	13.33	56.82	70.30	-13.48	Peak	Vertical
High Channel							
44.55	7.94	18.66	26.59	70.30	-43.71	Peak	Horizontal
161.44	14.11	18.03	32.14	70.30	-38.16	Peak	Horizontal
45.04	12.79	18.71	31.49	70.30	-38.81	Peak	Vertical
164.35	6.82	17.92	24.74	70.30	-45.56	Peak	Vertical
5139.50	42.69	4.81	47.50	70.30	-22.80	Peak	Horizontal
12849.00	39.25	13.64	52.89	70.30	-17.41	Peak	Horizontal
5139.50	45.19	4.81	50.00	70.30	-20.30	Peak	Vertical
12849.00	46.51	13.64	60.16	70.30	-10.15	Peak	Vertical
Note: Measure Level (dBμV/m) = Reading Level (dBμV) + Factor (dB/m).							

5. CONCLUSION

The data collected relate only the item(s) tested and show that unit is compliance with FCC Rules.

The End

Appendix A - Test Setup Photograph

Refer to “2110RSU013-UT” file.

Appendix B - EUT Photograph

Refer to “2110RSU013-UE” file.