Number of Hops in Sweep Time	
3DH1	3DH3
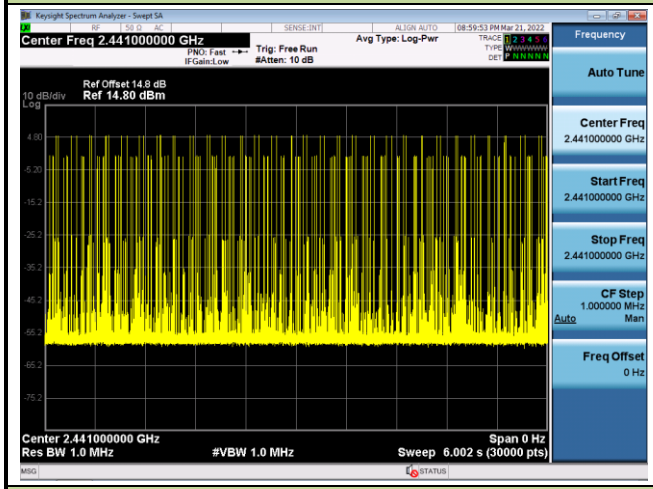	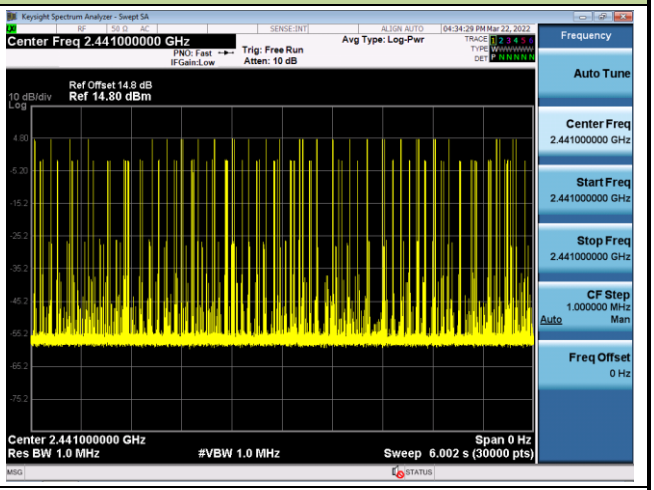
3DH5	
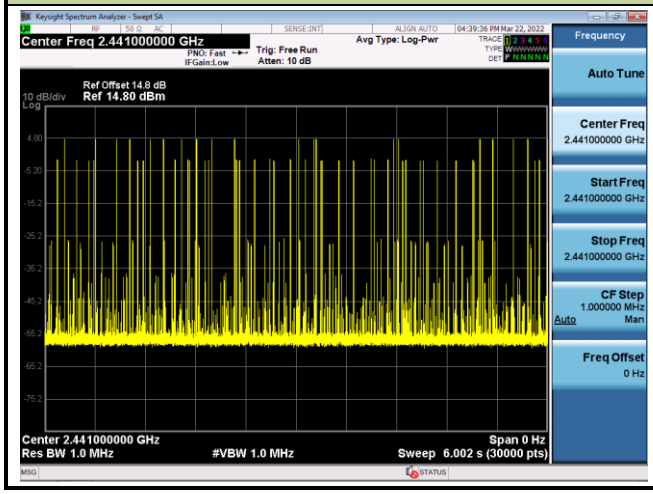	

Transmit Time Per Hop	
3DH1	3DH3
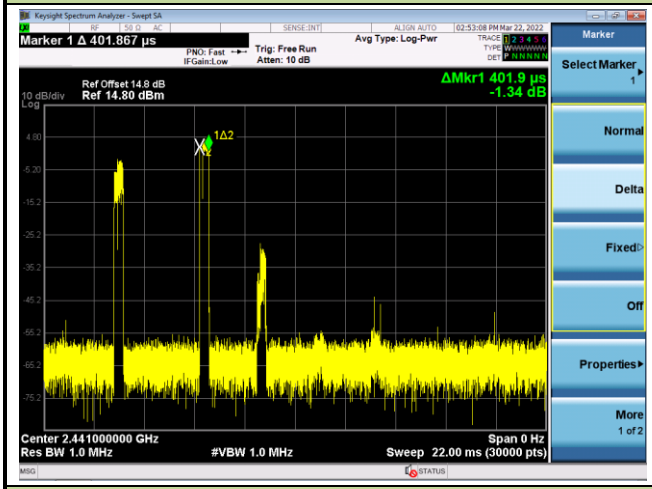	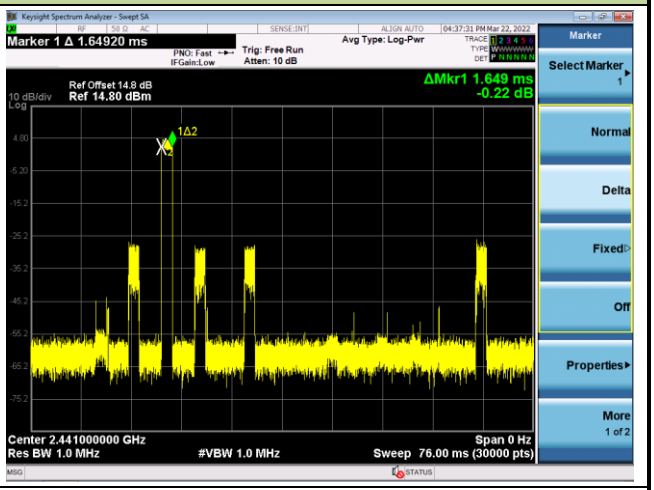
3DH5	
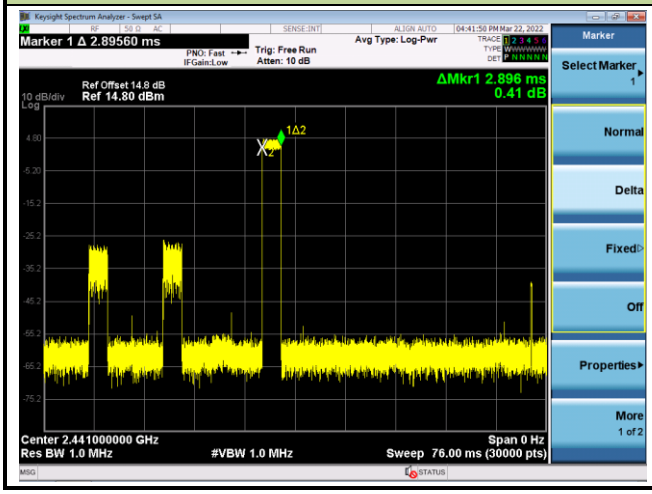	

A.7 Band-edge Compliance Test Result

Test Site	WZ-SR4	Test Engineer	Jake Lan
Test Date	2022/03/22		

Test Mode	Channel No.	Frequency (MHz)	Limit	Result
DH5	00	2402	20dBc	Pass
DH5	78	2480	20dBc	Pass
2DH5	00	2402	20dBc	Pass
2DH5	78	2480	20dBc	Pass
3DH5	00	2402	20dBc	Pass
3DH5	78	2480	20dBc	Pass

Band-edge Compliance

DH5 - Channel 00 (2402MHz)

DH5 - Channel 78 (2480MHz)

2DH5 - Channel 00 (2402MHz)

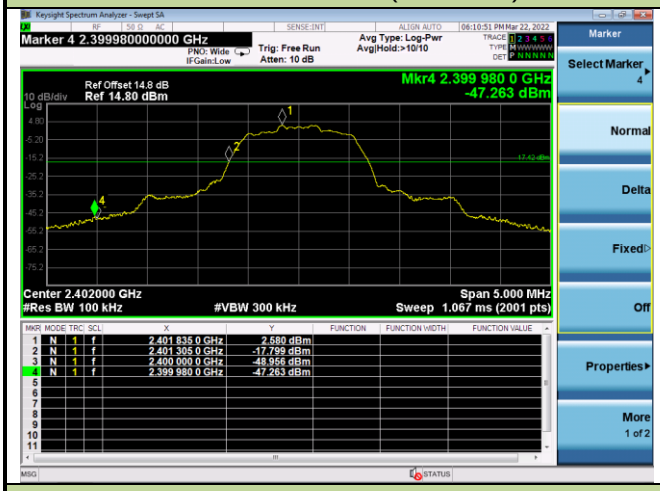

2DH5 - Channel 78 (2480MHz)

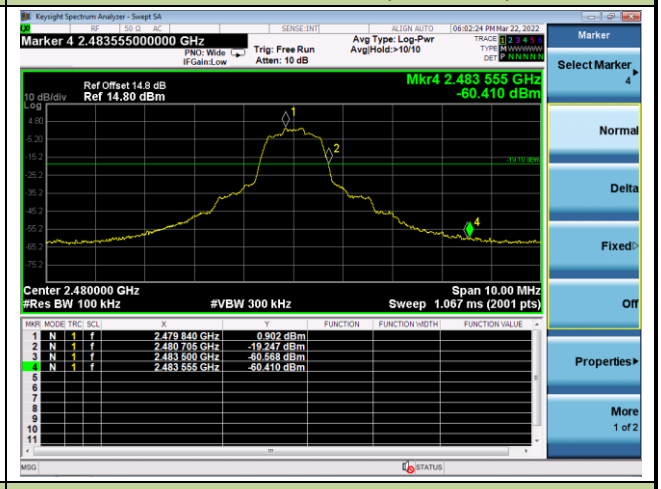

3DH5 - Channel 00 (2402MHz)

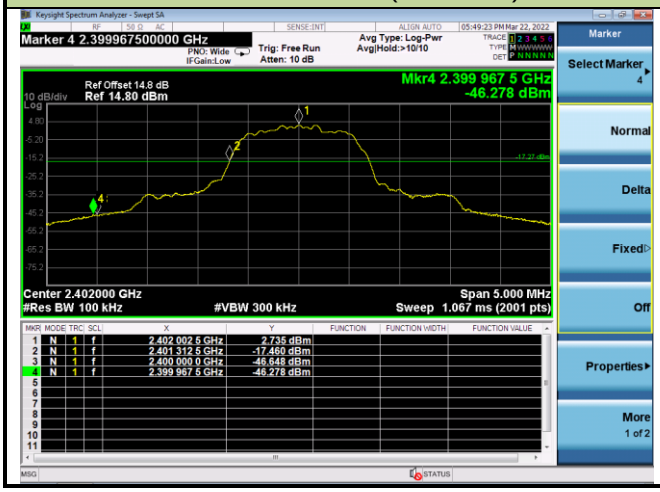

3DH5 - Channel 78 (2480MHz)

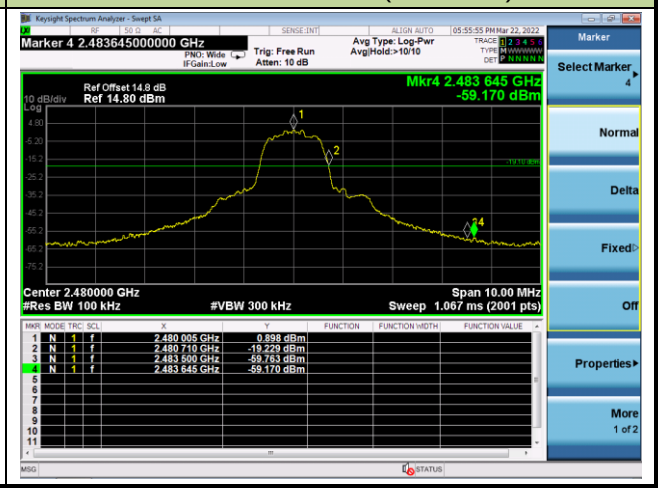

Operation Frequency Range of 20dB Bandwidth within Hopping Mode

DH5 - Channel 00 (2402MHz)

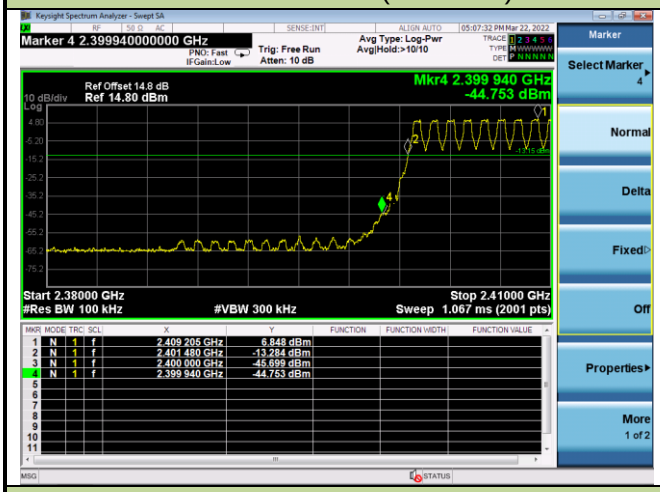

DH5 - Channel 78 (2480MHz)

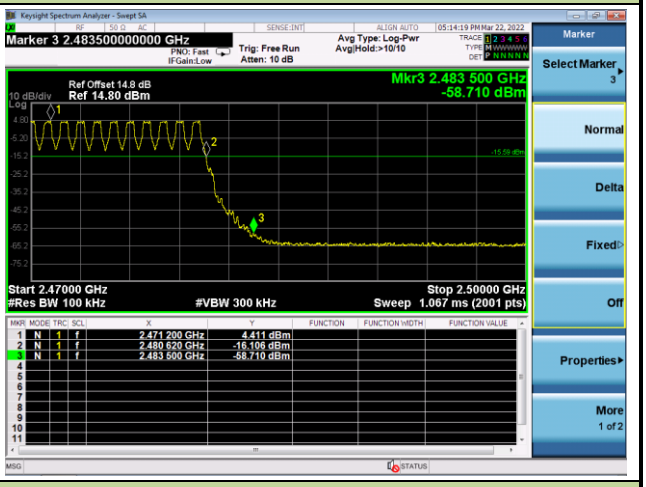

2DH5 - Channel 00 (2402MHz)

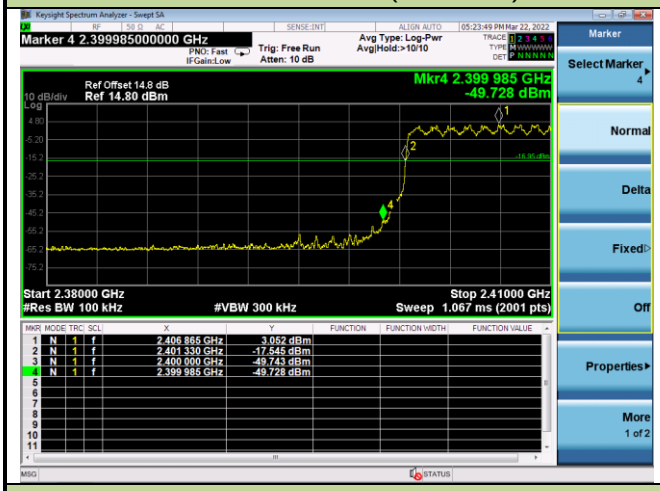

2DH5 - Channel 78 (2480MHz)

3DH5 - Channel 00 (2402MHz)

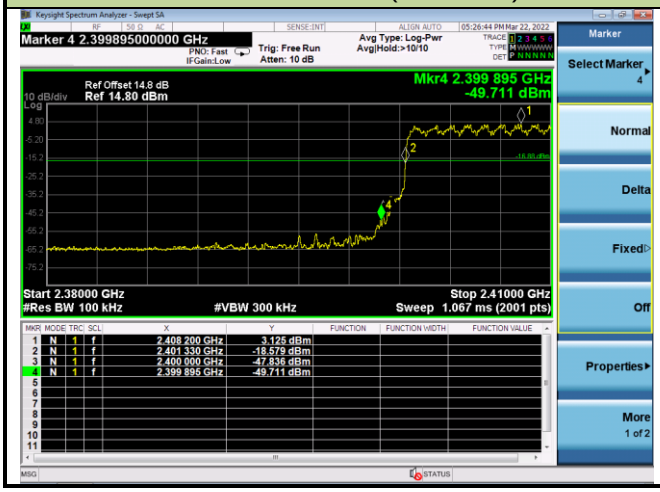

3DH5 - Channel 78 (2480MHz)

A.8 Conducted Spurious Emissions Test Result

Test Site	WZ-SR4	Test Engineer	Jake Lan
Test Date	2022/03/22		

Test Mode	Channel No.	Frequency (MHz)	Limit (MHz)	Result
DH5	00	2402	20dBc	Pass
DH5	39	2441	20dBc	Pass
DH5	78	2480	20dBc	Pass
2DH5	00	2402	20dBc	Pass
2DH5	39	2441	20dBc	Pass
2DH5	78	2480	20dBc	Pass
3DH5	00	2402	20dBc	Pass
3DH5	39	2441	20dBc	Pass
3DH5	78	2480	20dBc	Pass

DH5 Conducted Spurious Emissions	
Channel 00 (2402MHz)	Channel 39 (2441MHz)
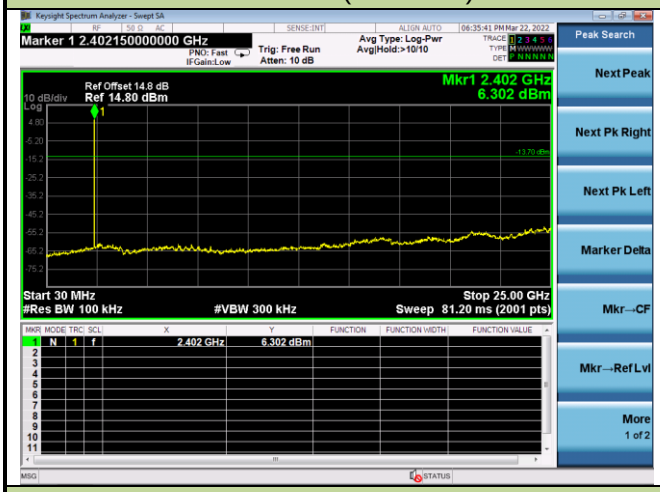	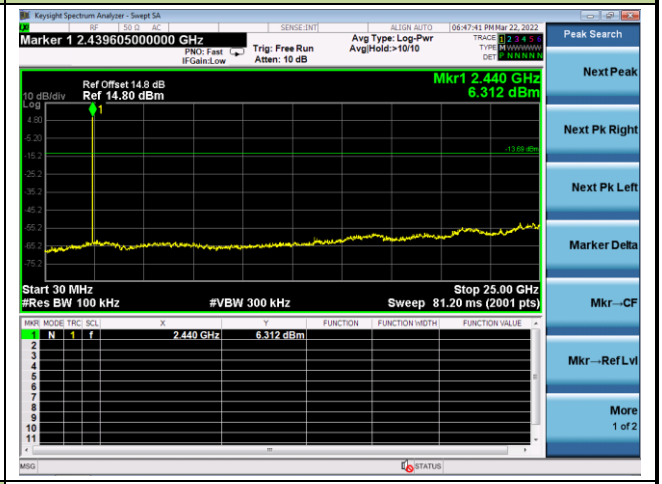
Channel 78 (2480MHz)	
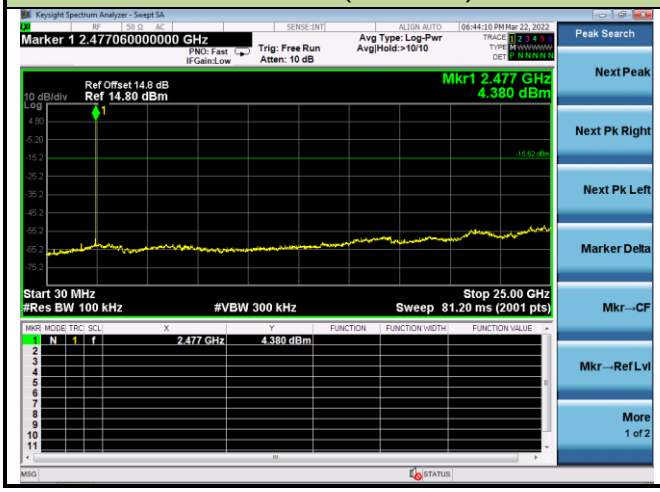	

2DH5 Conducted Spurious Emissions	
Channel 00 (2402MHz)	Channel 39 (2441MHz)
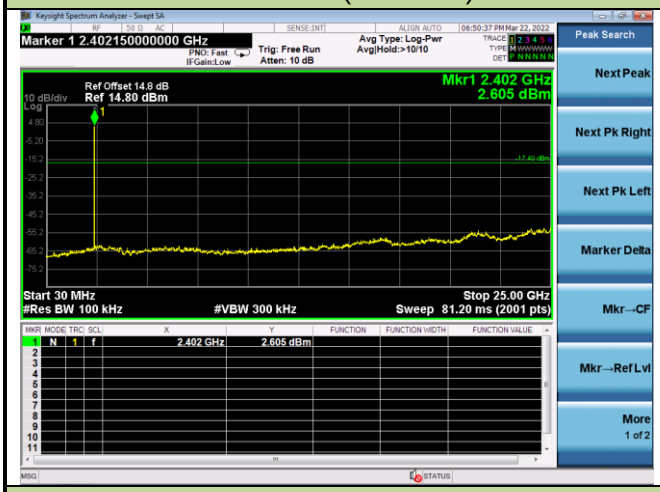	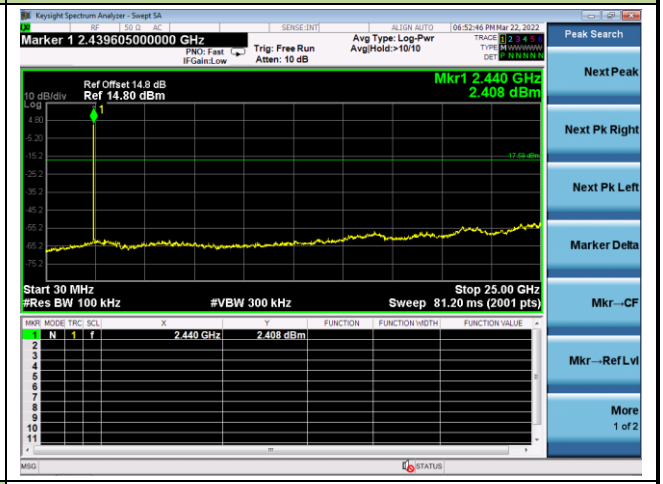
Channel 78 (2480MHz)	
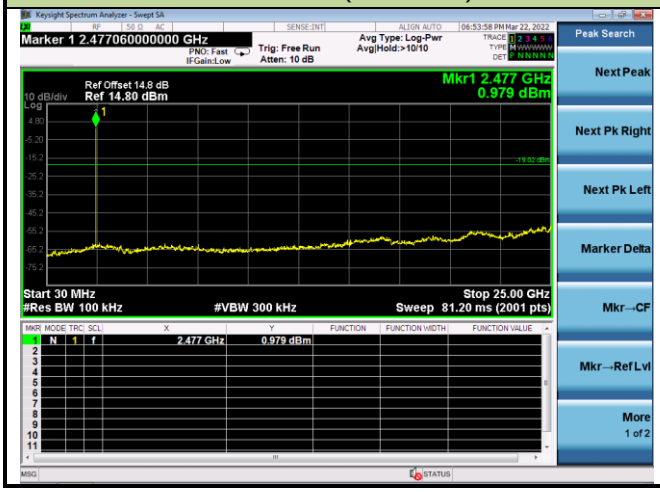	

3DH5 Conducted Spurious Emissions	
Channel 00 (2402MHz)	Channel 39 (2441MHz)
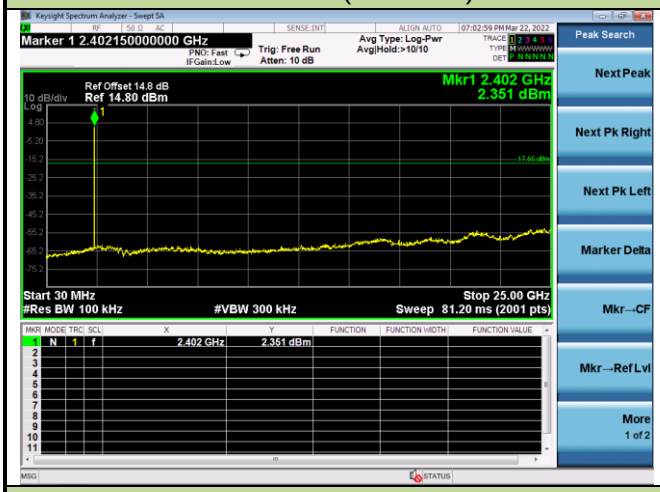	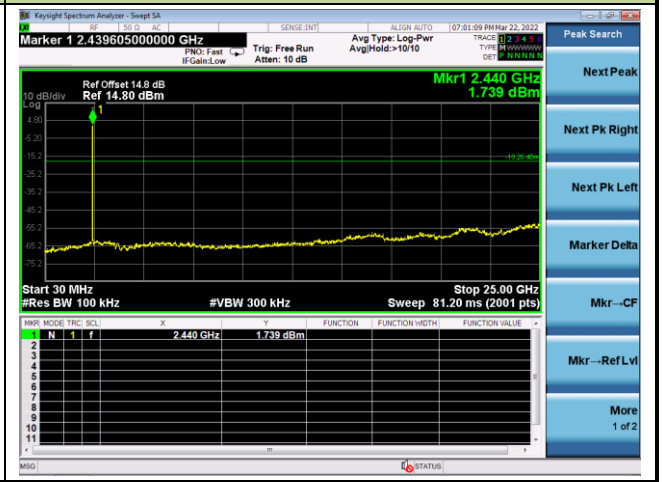
Channel 78 (2480MHz)	
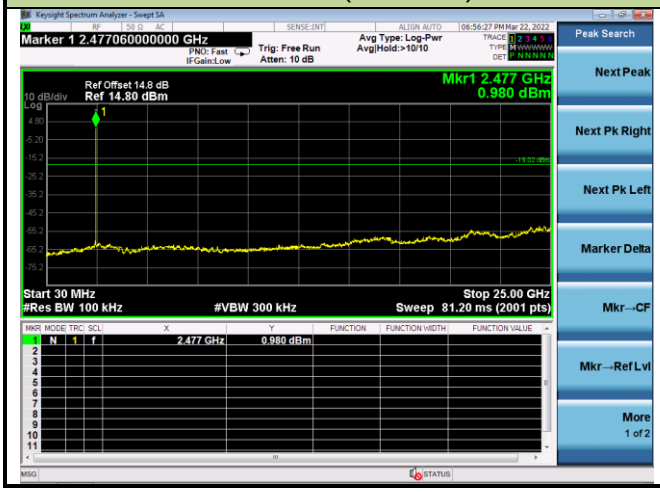	

A.9 Radiated Spurious Emission Test Result

Test Site	WZ-AC2	Test Engineer	Hyde Yu
Test Date	2022/03/25	Test Mode:	DH5
Remark:	1. Average measurement was not performed if peak level lower than average limit. 2. Other frequency was 20dB below limit line within 1-18GHz, there is not show in the report.		

Test Channel	Frequency (MHz)	Reading Level (dBμV)	Factor (dB/m)	Measure Level (dBμV/m)	Limit (dBμV/m)	Margin (dB)	Detector	Polarization
00	3975.0	35.1	0.4	35.5	74.0	-38.5	Peak	Horizontal
	4663.5	34.3	4.2	38.5	74.0	-35.5	Peak	Horizontal
	7485.5	32.0	11.5	43.5	74.0	-30.5	Peak	Horizontal
	4085.5	34.9	1.0	35.9	74.0	-38.1	Peak	Vertical
	4655.0	34.2	4.2	38.4	74.0	-35.6	Peak	Vertical
	7502.5	31.4	11.6	43.0	74.0	-31.0	Peak	Vertical
39	3992.0	35.8	0.4	36.2	74.0	-37.8	Peak	Horizontal
	4714.5	33.4	4.6	38.0	74.0	-36.0	Peak	Horizontal
	7562.0	31.7	11.5	43.2	74.0	-30.8	Peak	Horizontal
	4111.0	34.8	1.1	35.9	74.0	-38.1	Peak	Vertical
	4884.5	35.6	3.6	39.2	74.0	-34.8	Peak	Vertical
	7596.0	32.1	11.5	43.6	74.0	-30.4	Peak	Vertical
78	3975.0	34.9	0.4	35.3	74.0	-38.7	Peak	Horizontal
	4663.5	34.3	4.2	38.5	74.0	-35.5	Peak	Horizontal
	7511.0	32.0	11.7	43.7	74.0	-30.3	Peak	Horizontal
	4077.0	35.3	0.9	36.2	74.0	-37.8	Peak	Vertical
	4961.0	35.7	3.6	39.3	74.0	-34.7	Peak	Vertical
	7443.0	31.6	11.7	43.3	74.0	-30.7	Peak	Vertical

Note: Measure Level (dBμV/m) = Reading Level (dBμV) + Factor (dB/m)

Factor ((dB/m) = Cable Loss (dB) + Antenna Factor (dB/m) - Pre_Amplifier Gain (dB)

Test Site	WZ-AC2	Test Engineer	Hyde Yu
Test Date	2022/03/25	Test Mode:	2DH5
Remark:	1. Average measurement was not performed if peak level lower than average limit. 2. Other frequency was 20dB below limit line within 1-18GHz, there is not show in the report.		

Test Channel	Frequency (MHz)	Reading Level (dBμV)	Factor (dB/m)	Measure Level (dBμV/m)	Limit (dBμV/m)	Margin (dB)	Detector	Polarization
00	4034.5	35.6	0.6	36.2	74.0	-37.8	Peak	Horizontal
	5037.5	35.8	3.7	39.5	74.0	-34.5	Peak	Horizontal
	7426.0	31.5	11.8	43.3	74.0	-30.7	Peak	Horizontal
	4136.5	35.8	1.1	36.9	74.0	-37.1	Peak	Vertical
	4808.0	33.8	4.2	38.0	74.0	-36.0	Peak	Vertical
	7460.0	31.3	11.4	42.7	74.0	-31.3	Peak	Vertical
39	3983.5	35.9	0.4	36.3	74.0	-37.7	Peak	Horizontal
	4884.5	34.8	3.6	38.4	74.0	-35.6	Peak	Horizontal
	7655.5	32.1	11.4	43.5	74.0	-30.5	Peak	Horizontal
	4060.0	34.9	0.6	35.5	74.0	-38.5	Peak	Vertical
	4884.5	34.3	3.6	37.9	74.0	-36.1	Peak	Vertical
	7579.0	31.7	11.7	43.4	74.0	-30.6	Peak	Vertical
78	3822.0	35.5	0.0	35.5	74.0	-38.5	Peak	Horizontal
	4663.5	33.7	4.2	37.9	74.0	-36.1	Peak	Horizontal
	7468.5	31.6	11.4	43.0	74.0	-31.0	Peak	Horizontal
	3975.0	35.6	0.4	36.0	74.0	-38.0	Peak	Vertical
	4604.0	35.3	3.8	39.1	74.0	-34.9	Peak	Vertical
	7468.5	31.3	11.4	42.7	74.0	-31.3	Peak	Vertical

Note: Measure Level (dBμV/m) = Reading Level (dBμV) + Factor (dB/m)

Factor ((dB/m) = Cable Loss (dB) + Antenna Factor (dB/m) - Pre_Amplifier Gain (dB)

Test Site	WZ-AC2	Test Engineer	Hyde Yu
Test Date	2022/03/25	Test Mode:	3DH5
Remark:	1. Average measurement was not performed if peak level lower than average limit. 2. Other frequency was 20dB below limit line within 1-18GHz, there is not show in the report.		

Test Channel	Frequency (MHz)	Reading Level (dBμV)	Factor (dB/m)	Measure Level (dBμV/m)	Limit (dBμV/m)	Margin (dB)	Detector	Polarization
00	3890.0	35.8	0.1	35.9	74.0	-38.1	Peak	Horizontal
	4663.5	34.3	4.2	38.5	74.0	-35.5	Peak	Horizontal
	7502.5	30.7	11.6	42.3	74.0	-31.7	Peak	Horizontal
	3915.5	35.5	0.1	35.6	74.0	-38.4	Peak	Vertical
	4655.0	35.0	4.2	39.2	74.0	-34.8	Peak	Vertical
	7434.5	30.9	11.8	42.7	74.0	-31.3	Peak	Vertical
39	4128.0	35.3	1.1	36.4	74.0	-37.6	Peak	Horizontal
	4816.5	33.6	4.0	37.6	74.0	-36.4	Peak	Horizontal
	7655.5	32.2	11.4	43.6	74.0	-30.4	Peak	Horizontal
	4077.0	34.8	0.9	35.7	74.0	-38.3	Peak	Vertical
	4663.5	33.6	4.2	37.8	74.0	-36.2	Peak	Vertical
	7400.5	31.6	11.5	43.1	74.0	-30.9	Peak	Vertical
78	3830.5	35.8	0.0	35.8	74.0	-38.2	Peak	Horizontal
	4706.0	33.3	4.7	38.0	74.0	-36.0	Peak	Horizontal
	7664.0	32.6	11.3	43.9	74.0	-30.1	Peak	Horizontal
	4094.0	35.3	1.0	36.3	74.0	-37.7	Peak	Vertical
	4655.0	34.0	4.2	38.2	74.0	-35.8	Peak	Vertical
	7477.0	33.0	11.5	44.5	74.0	-29.5	Peak	Vertical

Note: Measure Level (dBμV/m) = Reading Level (dBμV) + Factor (dB/m)

Factor ((dB/m) = Cable Loss (dB) + Antenna Factor (dB/m) - Pre_Amplifier Gain (dB)

The Result of Radiated Emission below 1GHz:

Site: WZ-AC1	Time: 2022/03/25 - 22:16
Limit: FCC_Part15.209_RE(3m)	Engineer: Charles Zhang
Probe: WZ-AC1_VULB 9168 _30-1000MHz	Polarity: Horizontal
EUT: LTE Module	Power: AC 120V/60Hz
Test Mode: Transmit by DH5 at channel 2441MHz	

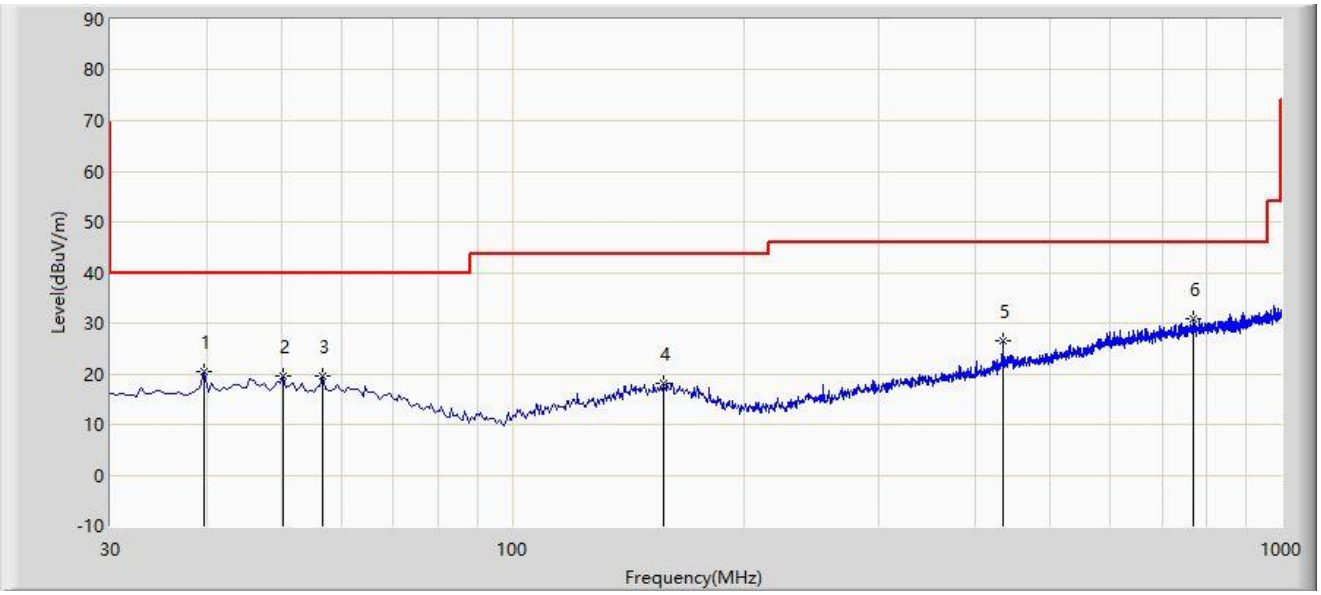

No	Flag	Mark	Frequency (MHz)	Measure Level (dBμV/m)	Reading Level (dBμV)	Margin (dB)	Limit (dBμV/m)	Factor (dB/m)	Type
1			39.700	20.509	2.818	-19.491	40.000	17.691	PK
2			50.370	19.642	1.120	-20.358	40.000	18.522	PK
3			56.675	19.463	1.403	-20.537	40.000	18.060	PK
4			157.070	18.213	0.099	-25.287	43.500	18.114	PK
5			434.005	26.607	4.724	-19.393	46.000	21.883	PK
6		*	769.140	30.877	2.591	-15.123	46.000	28.286	PK

Note 1: Measure Level (dBμV/m) = Reading Level (dBμV) + Factor (dB/m)

Factor (dB/m) = Cable Loss (dB) + Antenna Factor (dB/m)

Note 2: The amplitude of radiated emissions (frequency range from 9kHz to 30MHz and 18GHz to 25GHz) is that proximity to ambient noise, which also are attenuated more than 20 dB below the permissible value. Therefore, the data is not presented in the report.

Site: WZ-AC1	Time: 2022/03/25 - 22:18
Limit: FCC_Part15.209_RE(3m)	Engineer: Charles Zhang
Probe: WZ-AC1_VULB 9168 _30-1000MHz	Polarity: Vertical
EUT: LTE Module	Power: AC 120V/60Hz
Test Mode: Transmit by DH5 at channel 2441MHz	

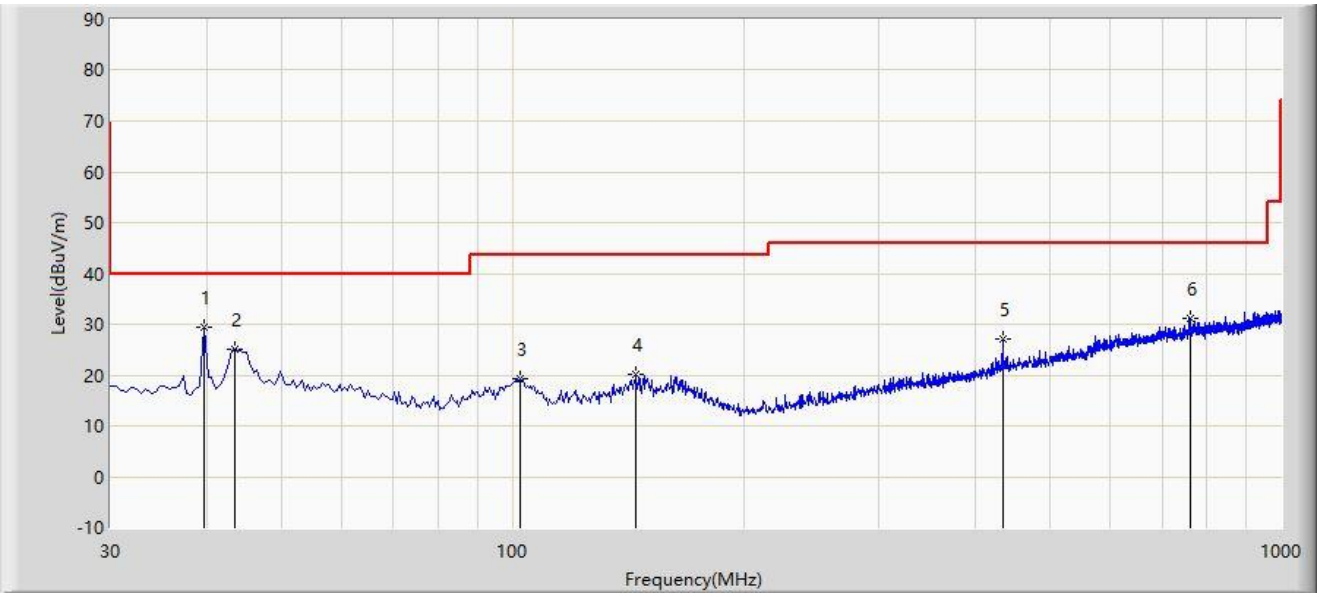

No	Flag	Mark	Frequency (MHz)	Measure Level (dBμV/m)	Reading Level (dBμV)	Margin (dB)	Limit (dBμV/m)	Factor (dB/m)	Type
1		*	39.700	29.332	11.641	-10.668	40.000	17.691	PK
2			43.580	24.948	6.443	-15.052	40.000	18.505	PK
3			102.265	19.408	6.048	-24.092	43.500	13.360	PK
4			144.945	20.156	2.317	-23.344	43.500	17.840	PK
5			434.005	27.190	5.307	-18.810	46.000	21.883	PK
6			760.410	31.289	3.157	-14.711	46.000	28.132	PK

Note 1: Measure Level (dBμV/m) = Reading Level (dBμV) + Factor (dB/m)

Factor (dB/m) = Cable Loss (dB) + Antenna Factor (dB/m)

Note 2: The amplitude of radiated emissions (frequency range from 9kHz to 30MHz and 18GHz to 25GHz) is that proximity to ambient noise, which also are attenuated more than 20 dB below the permissible value. Therefore, the data is not presented in the report.

A.10 Radiated Restricted Band Edge Test Result

Site: WZ-AC2	Time: 2022/03/24 - 00:16
Limit: FCC_Part15.209_RE(3m)	Engineer: Hyde Yu
Probe: WZ-AC2_BBHA9120D_1-18GHz	Polarity: Horizontal
EUT: LTE Module	Power: AC 120V/60Hz
Test Mode: Transmit by DH5 at Channel 2402MHz	

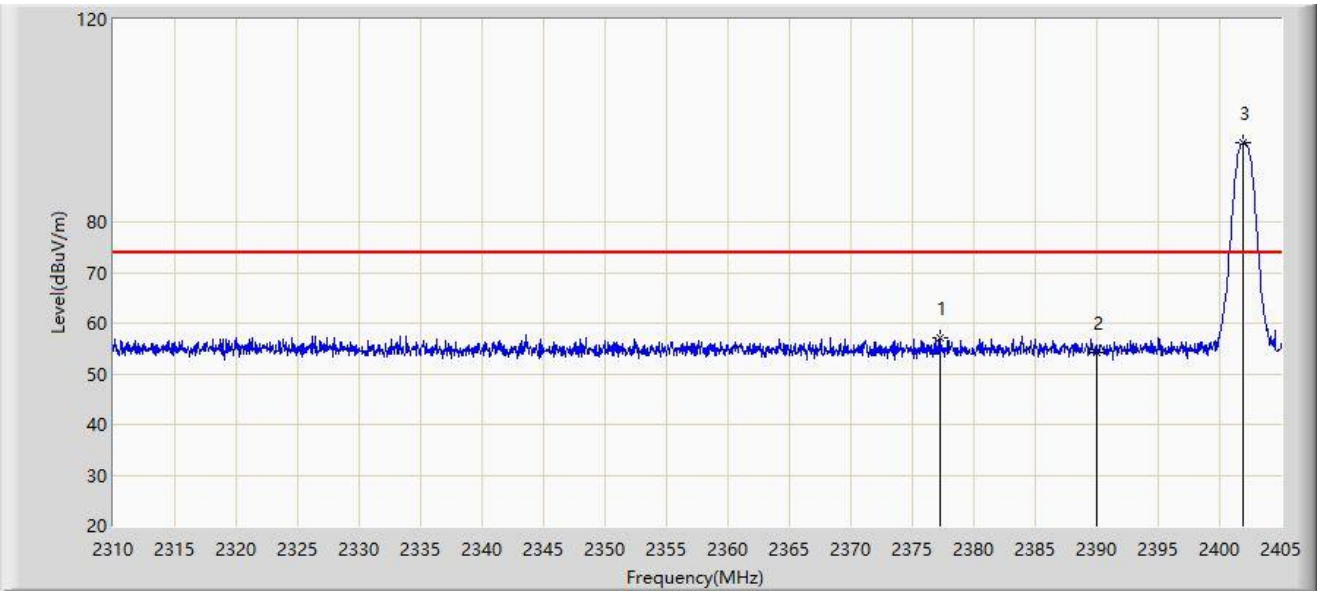

No	Flag	Mark	Frequency (MHz)	Measure Level (dBμV/m)	Reading Level (dBμV)	Margin (dB)	Limit (dBμV/m)	Factor (dB/m)	Type
1			2377.308	57.075	25.062	-16.925	74.000	32.013	PK
2			2390.000	54.177	22.174	-19.823	74.000	32.003	PK
3		*	2401.913	95.628	63.642	N/A	N/A	31.986	PK

Note: Measure Level (dBμV/m) = Reading Level (dBμV) + Factor (dB/m)

Factor (dB/m) = Cable Loss (dB) + Antenna Factor (dB/m).

Site: WZ-AC2	Time: 2022/03/24 - 00:25
Limit: FCC_Part15.209_RE(3m)	Engineer: Hyde Yu
Probe: WZ-AC2_BBHA9120D_1-18GHz	Polarity: Horizontal
EUT: LTE Module	Power: AC 120V/60Hz
Test Mode: Transmit by DH5 at Channel 2402MHz	

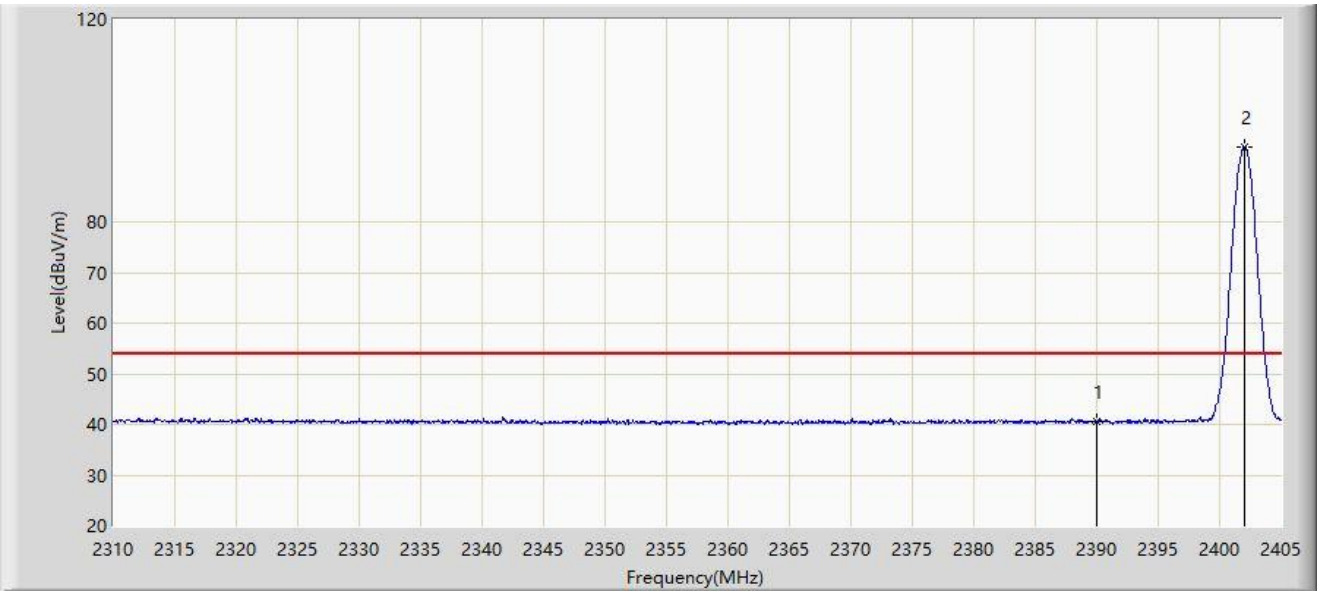

No	Flag	Mark	Frequency (MHz)	Measure Level (dBμV/m)	Reading Level (dBμV)	Margin (dB)	Limit (dBμV/m)	Factor (dB/m)	Type
1			2390.000	40.566	8.563	-13.434	54.000	32.003	AV
2		*	2402.008	94.747	62.761	N/A	N/A	31.986	AV

Note: Measure Level (dBμV/m) = Reading Level (dBμV) + Factor (dB/m)

Factor (dB/m) = Cable Loss (dB) + Antenna Factor (dB/m).

Site: WZ-AC2	Time: 2022/03/24 - 00:26
Limit: FCC_Part15.209_RE(3m)	Engineer: Hyde Yu
Probe: WZ-AC2_BBHA9120D_1-18GHz	Polarity: Vertical
EUT: LTE Module	Power: AC 120V/60Hz
Test Mode: Transmit by DH5 at Channel 2402MHz	

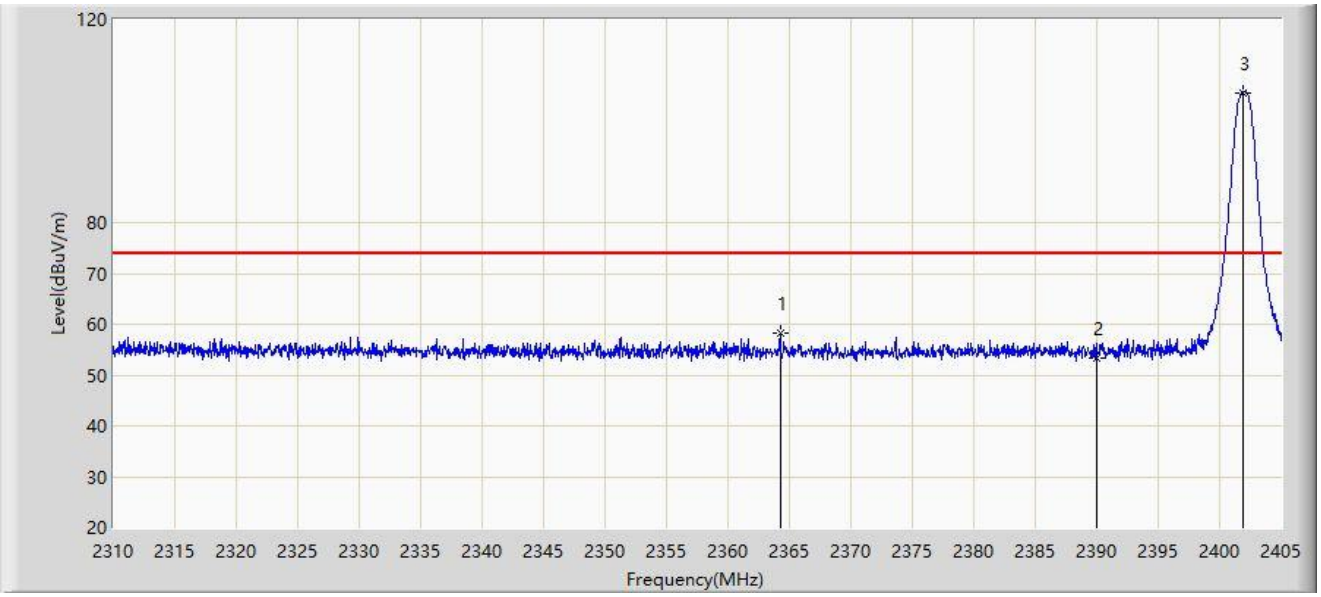

No	Flag	Mark	Frequency (MHz)	Measure Level (dBμV/m)	Reading Level (dBμV)	Margin (dB)	Limit (dBμV/m)	Factor (dB/m)	Type
1			2364.245	58.164	26.148	-15.836	74.000	32.017	PK
2			2390.000	53.342	21.339	-20.658	74.000	32.003	PK
3		*	2401.865	105.640	73.654	N/A	N/A	31.986	PK

Note: Measure Level (dBμV/m) = Reading Level (dBμV) + Factor (dB/m)

Factor (dB/m) = Cable Loss (dB) + Antenna Factor (dB/m).

Site: WZ-AC2	Time: 2022/03/24 - 00:28
Limit: FCC_Part15.209_RE(3m)	Engineer: Hyde Yu
Probe: WZ-AC2_BBHA9120D_1-18GHz	Polarity: Vertical
EUT: LTE Module	Power: AC 120V/60Hz
Test Mode: Transmit by DH5 at Channel 2402MHz	

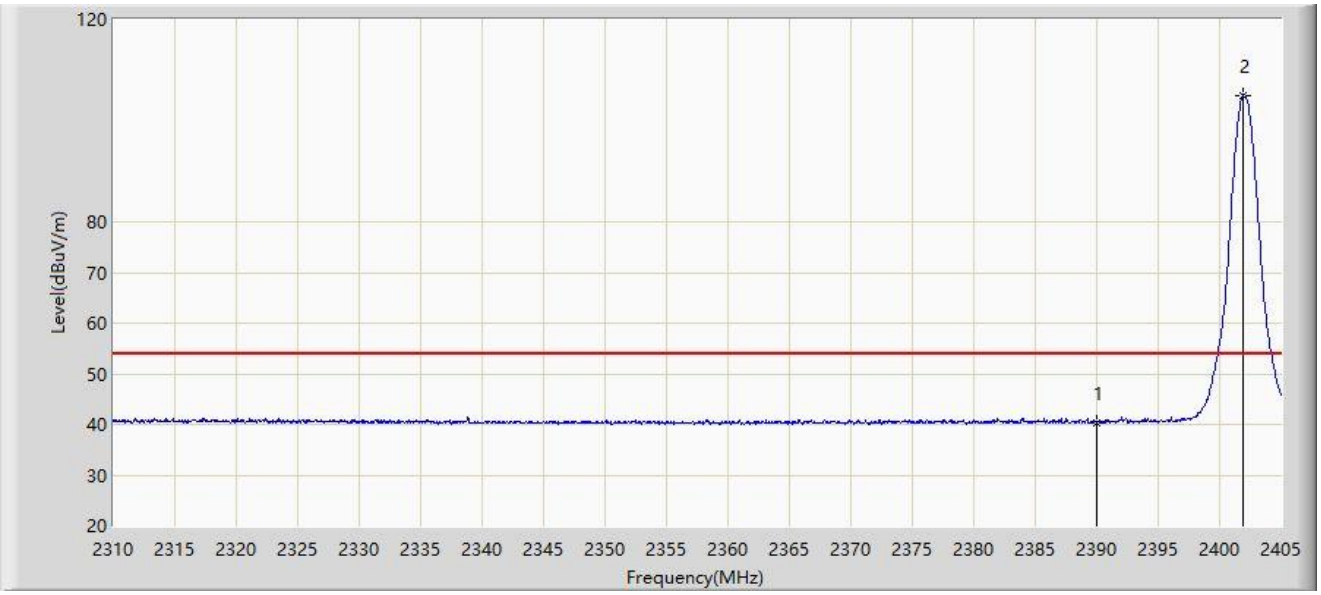

No	Flag	Mark	Frequency (MHz)	Measure Level (dBμV/m)	Reading Level (dBμV)	Margin (dB)	Limit (dBμV/m)	Factor (dB/m)	Type
1			2390.000	40.328	8.325	-13.672	54.000	32.003	AV
2		*	2401.913	104.967	72.981	N/A	N/A	31.986	AV

Note: Measure Level (dBμV/m) = Reading Level (dBμV) + Factor (dB/m)

Factor (dB/m) = Cable Loss (dB) + Antenna Factor (dB/m).

Site: WZ-AC2	Time: 2022/03/24 - 00:29
Limit: FCC_Part15.209_RE(3m)	Engineer: Hyde Yu
Probe: WZ-AC2_BBHA9120D_1-18GHz	Polarity: Horizontal
EUT: LTE Module	Power: AC 120V/60Hz
Test Mode: Transmit by DH5 at Channel 2480MHz	

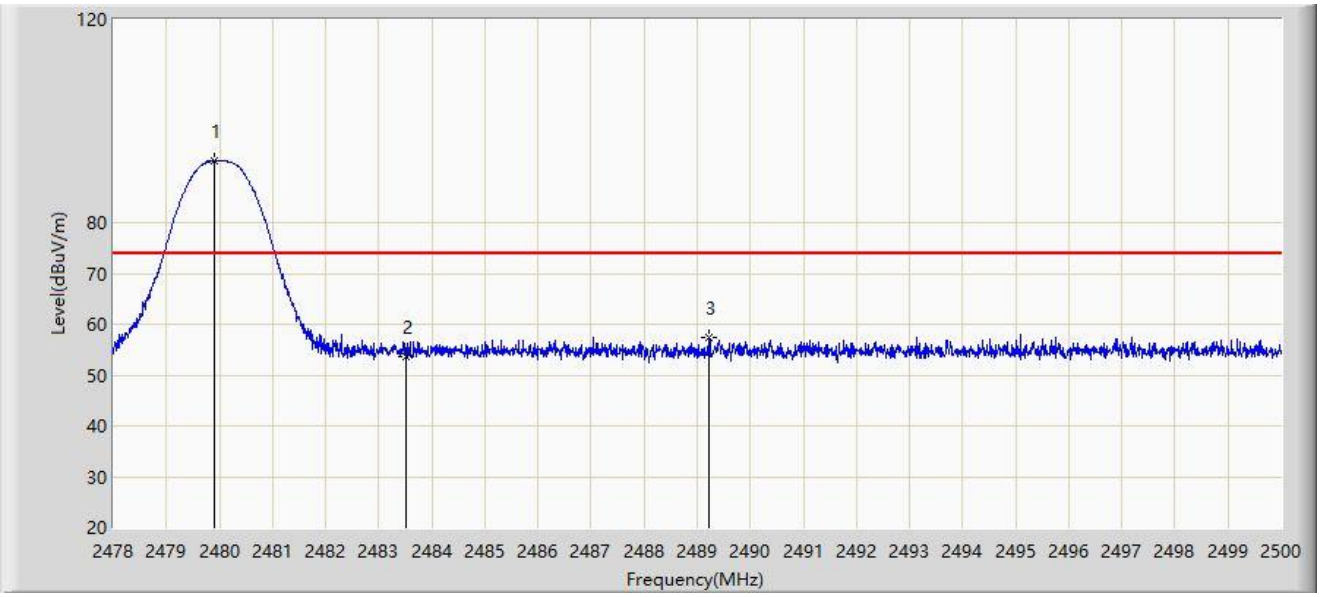

No	Flag	Mark	Frequency (MHz)	Measure Level (dBμV/m)	Reading Level (dBμV)	Margin (dB)	Limit (dBμV/m)	Factor (dB/m)	Type
1		*	2479.903	92.237	60.318	N/A	N/A	31.919	PK
2			2483.500	53.523	21.611	-20.477	74.000	31.912	PK
3			2489.209	57.369	25.469	-16.631	74.000	31.900	PK

Note: Measure Level (dBμV/m) = Reading Level (dBμV) + Factor (dB/m)

Factor (dB/m) = Cable Loss (dB) + Antenna Factor (dB/m).

Site: WZ-AC2	Time: 2022/03/24 - 00:35
Limit: FCC_Part15.209_RE(3m)	Engineer: Hyde Yu
Probe: WZ-AC2_BBHA9120D_1-18GHz	Polarity: Horizontal
EUT: LTE Module	Power: AC 120V/60Hz
Test Mode: Transmit by DH5 at Channel 2480MHz	

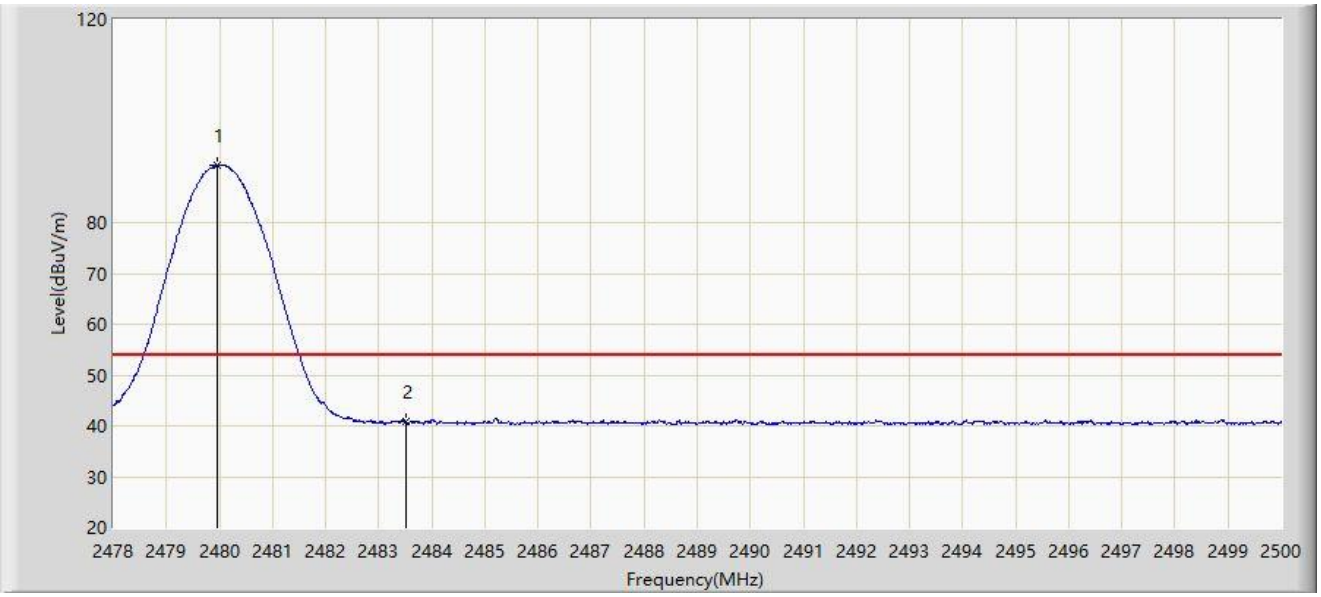

No	Flag	Mark	Frequency (MHz)	Measure Level (dBμV/m)	Reading Level (dBμV)	Margin (dB)	Limit (dBμV/m)	Factor (dB/m)	Type
1		*	2479.947	91.334	59.415	N/A	N/A	31.919	AV
2			2483.500	40.943	9.031	-13.057	54.000	31.912	AV

Note: Measure Level (dBμV/m) = Reading Level (dBμV) + Factor (dB/m)

Factor (dB/m) = Cable Loss (dB) + Antenna Factor (dB/m).

Site: WZ-AC2	Time: 2022/03/24 - 00:35
Limit: FCC_Part15.209_RE(3m)	Engineer: Hyde Yu
Probe: WZ-AC2_BBHA9120D_1-18GHz	Polarity: Vertical
EUT: LTE Module	Power: AC 120V/60Hz
Test Mode: Transmit by DH5 at Channel 2480MHz	

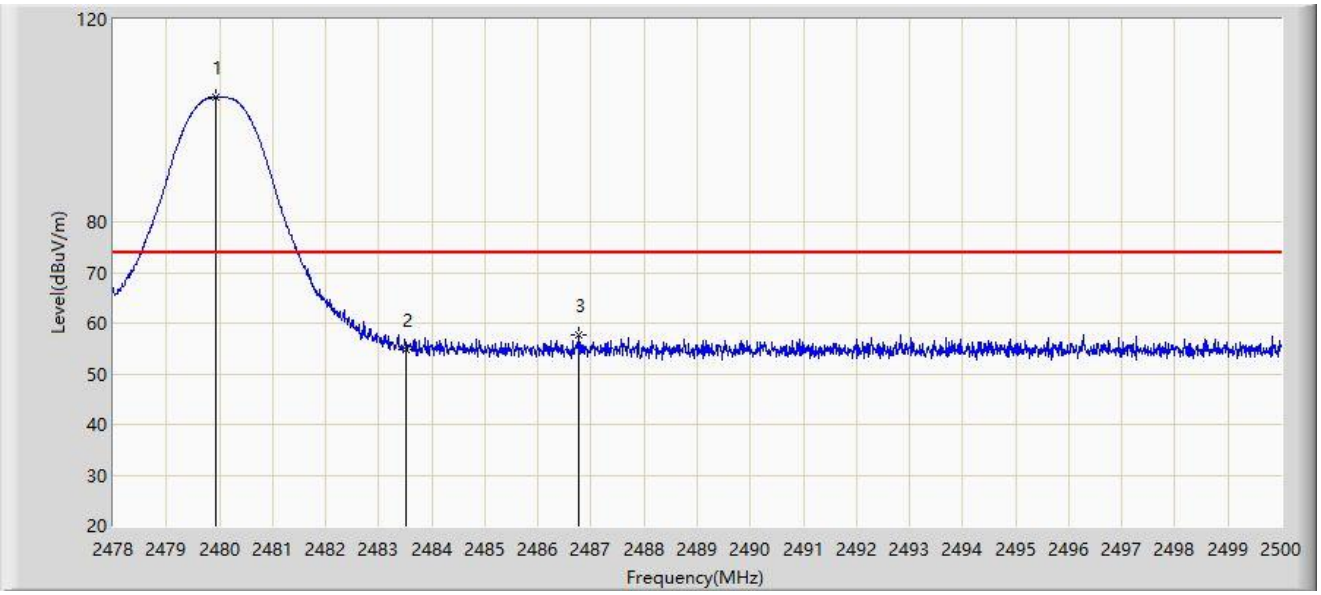

No	Flag	Mark	Frequency (MHz)	Measure Level (dBμV/m)	Reading Level (dBμV)	Margin (dB)	Limit (dBμV/m)	Factor (dB/m)	Type
1		*	2479.925	104.705	72.786	N/A	N/A	31.919	PK
2			2483.500	54.840	22.928	-19.160	74.000	31.912	PK
3			2486.756	57.583	25.678	-16.417	74.000	31.905	PK

Note: Measure Level (dBμV/m) = Reading Level (dBμV) + Factor (dB/m)

Factor (dB/m) = Cable Loss (dB) + Antenna Factor (dB/m).

Site: WZ-AC2	Time: 2022/03/24 - 00:37
Limit: FCC_Part15.209_RE(3m)	Engineer: Hyde Yu
Probe: WZ-AC2_BBHA9120D_1-18GHz	Polarity: Vertical
EUT: LTE Module	Power: AC 120V/60Hz
Test Mode: Transmit by DH5 at Channel 2480MHz	

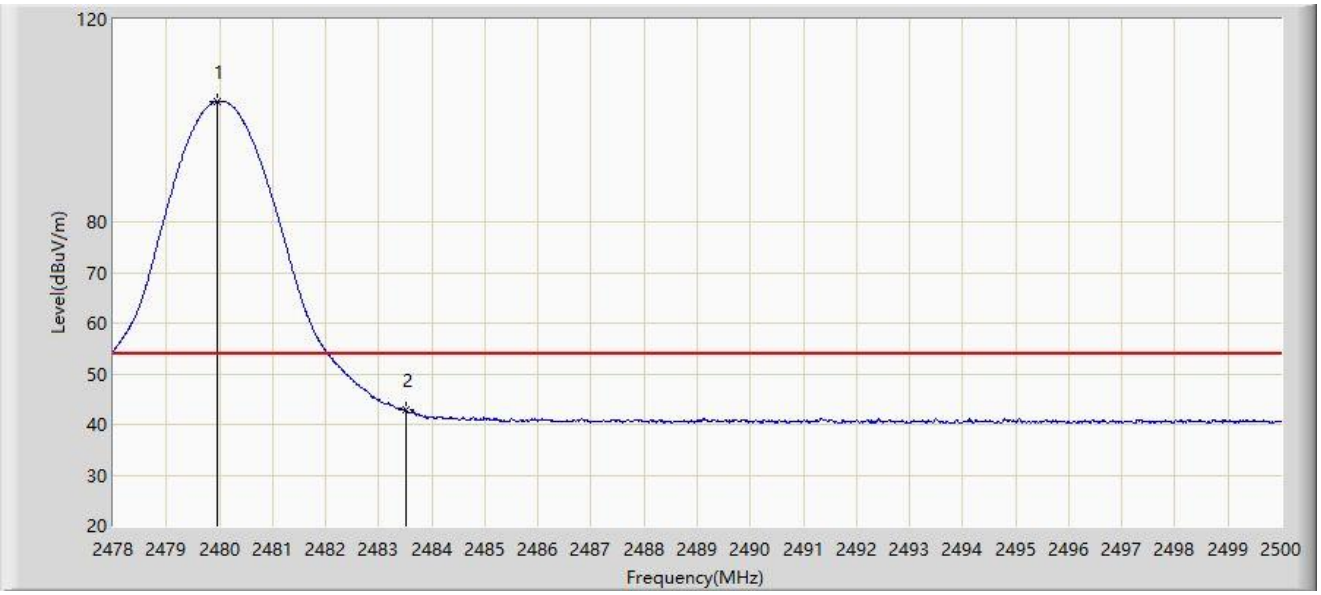

No	Flag	Mark	Frequency (MHz)	Measure Level (dBμV/m)	Reading Level (dBμV)	Margin (dB)	Limit (dBμV/m)	Factor (dB/m)	Type
1		*	2479.947	103.831	71.912	N/A	N/A	31.919	AV
2			2483.500	42.910	10.998	-11.090	54.000	31.912	AV

Note: Measure Level (dBμV/m) = Reading Level (dBμV) + Factor (dB/m)

Factor (dB/m) = Cable Loss (dB) + Antenna Factor (dB/m).

Site: WZ-AC2	Time: 2022/03/24 - 00:40
Limit: FCC_Part15.209_RE(3m)	Engineer: Hyde Yu
Probe: WZ-AC2_BBHA9120D_1-18GHz	Polarity: Horizontal
EUT: LTE Module	Power: AC 120V/60Hz
Test Mode: Transmit by 2DH5 at Channel 2402MHz	

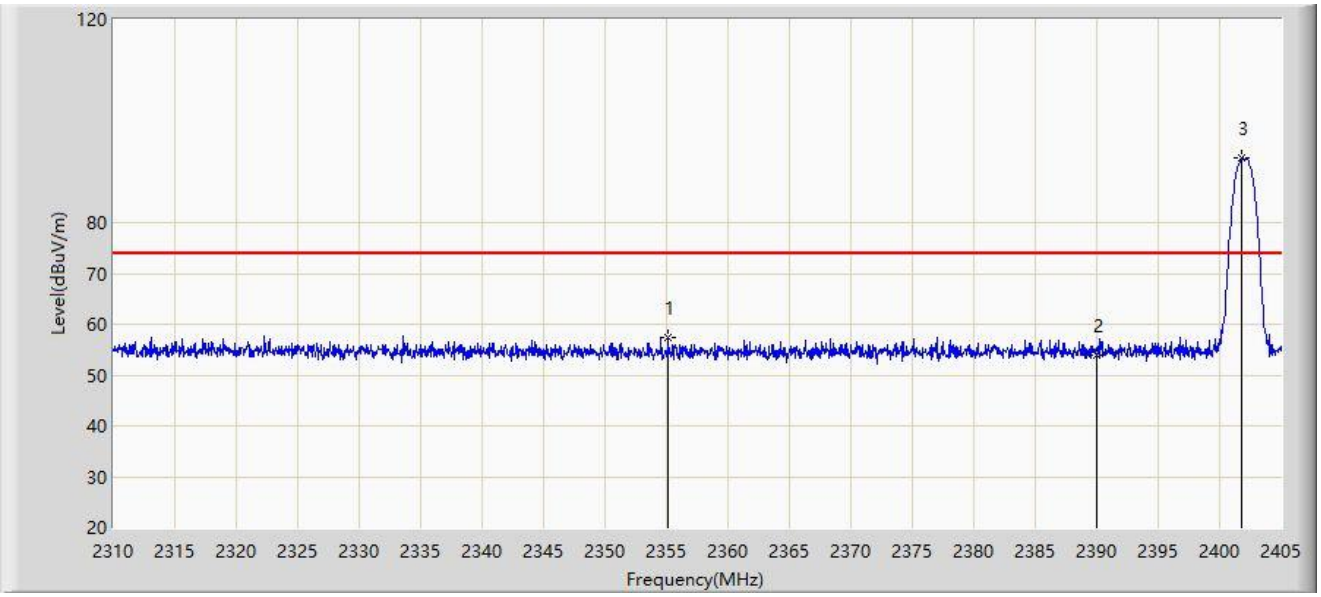

No	Flag	Mark	Frequency (MHz)	Measure Level (dBμV/m)	Reading Level (dBμV)	Margin (dB)	Limit (dBμV/m)	Factor (dB/m)	Type
1			2355.125	57.423	25.396	-16.577	74.000	32.027	PK
2			2390.000	53.927	21.924	-20.073	74.000	32.003	PK
3		*	2401.817	92.632	60.646	N/A	N/A	31.986	PK

Note: Measure Level (dBμV/m) = Reading Level (dBμV) + Factor (dB/m)

Factor (dB/m) = Cable Loss (dB) + Antenna Factor (dB/m).

Site: WZ-AC2	Time: 2022/03/24 - 00:42
Limit: FCC_Part15.209_RE(3m)	Engineer: Hyde Yu
Probe: WZ-AC2_BBHA9120D_1-18GHz	Polarity: Horizontal
EUT: LTE Module	Power: AC 120V/60Hz
Test Mode: Transmit by 2DH5 at Channel 2402MHz	

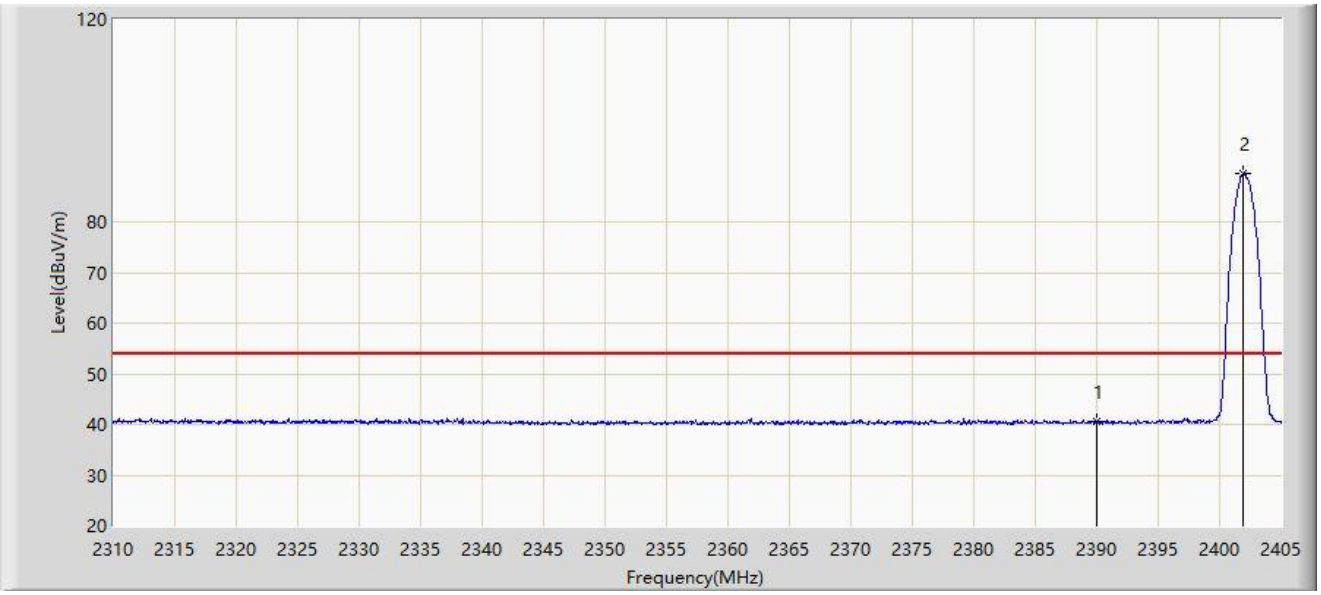

No	Flag	Mark	Frequency (MHz)	Measure Level (dBμV/m)	Reading Level (dBμV)	Margin (dB)	Limit (dBμV/m)	Factor (dB/m)	Type
1			2390.000	40.608	8.605	-13.392	54.000	32.003	AV
2		*	2401.865	89.486	57.500	N/A	N/A	31.986	AV

Note: Measure Level (dBμV/m) = Reading Level (dBμV) + Factor (dB/m)

Factor (dB/m) = Cable Loss (dB) + Antenna Factor (dB/m).

Site: WZ-AC2	Time: 2022/03/24 - 00:43
Limit: FCC_Part15.209_RE(3m)	Engineer: Hyde Yu
Probe: WZ-AC2_BBHA9120D_1-18GHz	Polarity: Vertical
EUT: LTE Module	Power: AC 120V/60Hz
Test Mode: Transmit by 2DH5 at Channel 2402MHz	

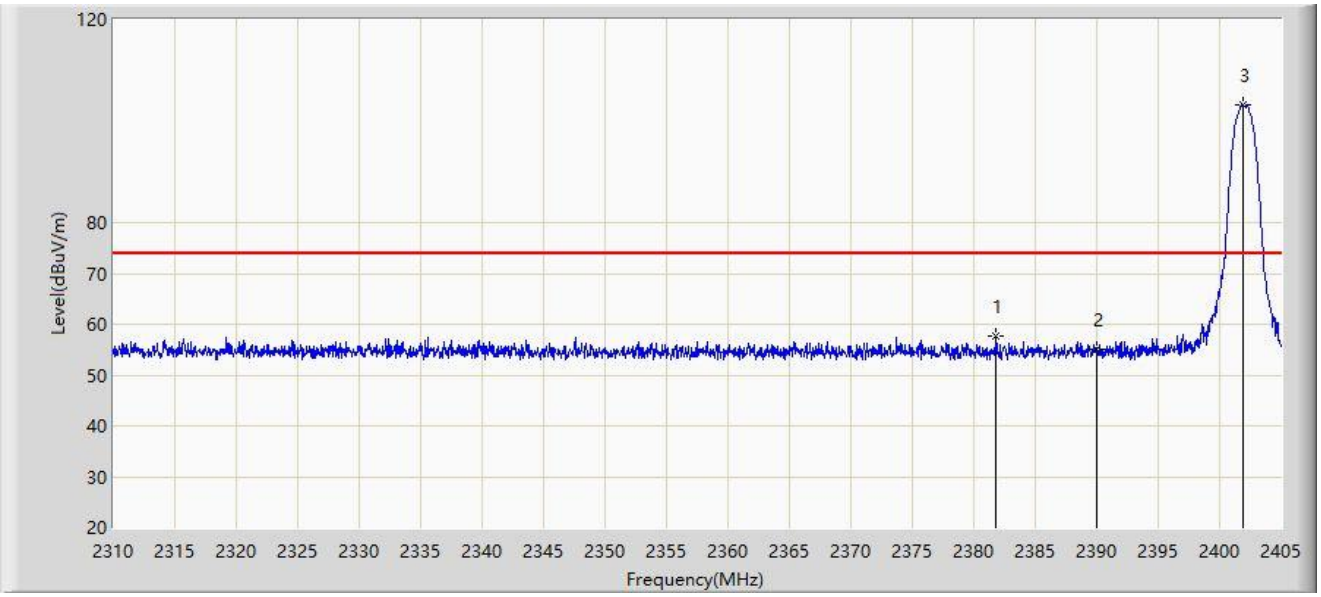

No	Flag	Mark	Frequency (MHz)	Measure Level (dBμV/m)	Reading Level (dBμV)	Margin (dB)	Limit (dBμV/m)	Factor (dB/m)	Type
1			2381.820	57.694	25.678	-16.306	74.000	32.017	PK
2			2390.000	55.127	23.124	-18.873	74.000	32.003	PK
3		*	2401.865	103.260	71.274	N/A	N/A	31.986	PK

Note: Measure Level (dBμV/m) = Reading Level (dBμV) + Factor (dB/m)

Factor (dB/m) = Cable Loss (dB) + Antenna Factor (dB/m).

Site: WZ-AC2	Time: 2022/03/24 - 00:45
Limit: FCC_Part15.209_RE(3m)	Engineer: Hyde Yu
Probe: WZ-AC2_BBHA9120D_1-18GHz	Polarity: Vertical
EUT: LTE Module	Power: AC 120V/60Hz
Test Mode: Transmit by 2DH5 at Channel 2402MHz	

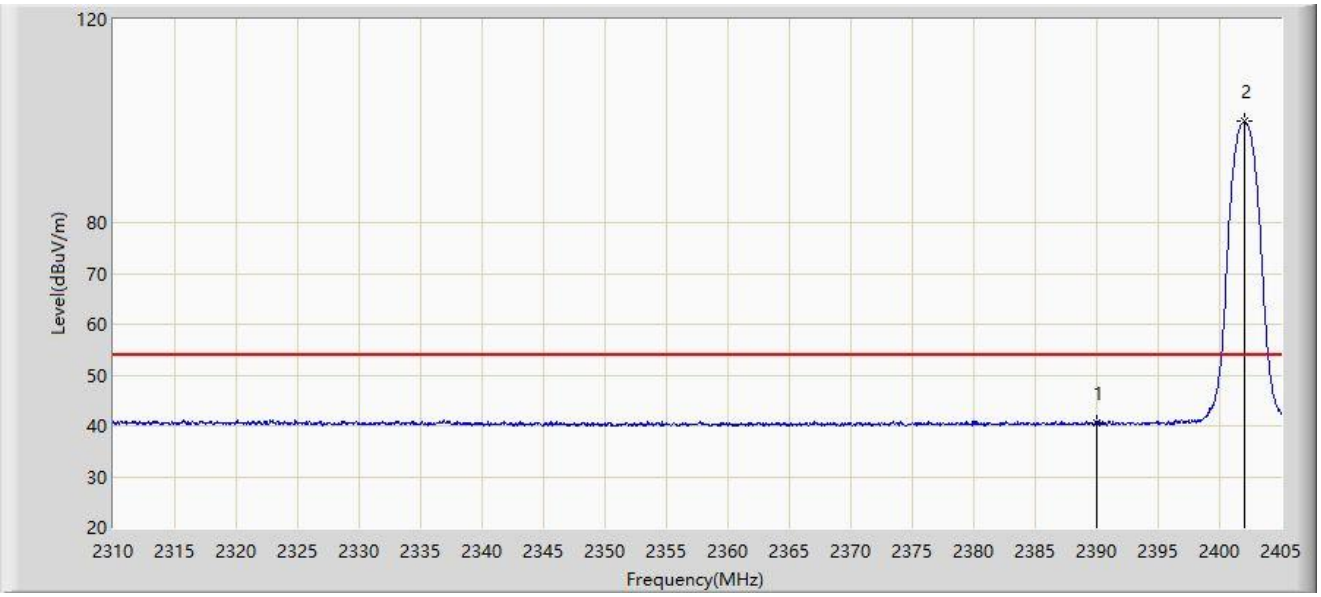

No	Flag	Mark	Frequency (MHz)	Measure Level (dBμV/m)	Reading Level (dBμV)	Margin (dB)	Limit (dBμV/m)	Factor (dB/m)	Type
1			2390.000	40.515	8.512	-13.485	54.000	32.003	AV
2		*	2402.008	99.995	68.009	N/A	N/A	31.986	AV

Note: Measure Level (dBμV/m) = Reading Level (dBμV) + Factor (dB/m)

Factor (dB/m) = Cable Loss (dB) + Antenna Factor (dB/m).

Site: WZ-AC2	Time: 2022/03/24 - 00:48
Limit: FCC_Part15.209_RE(3m)	Engineer: Hyde Yu
Probe: WZ-AC2_BBHA9120D_1-18GHz	Polarity: Horizontal
EUT: LTE Module	Power: AC 120V/60Hz
Test Mode: Transmit by 2DH5 at Channel 2480MHz	

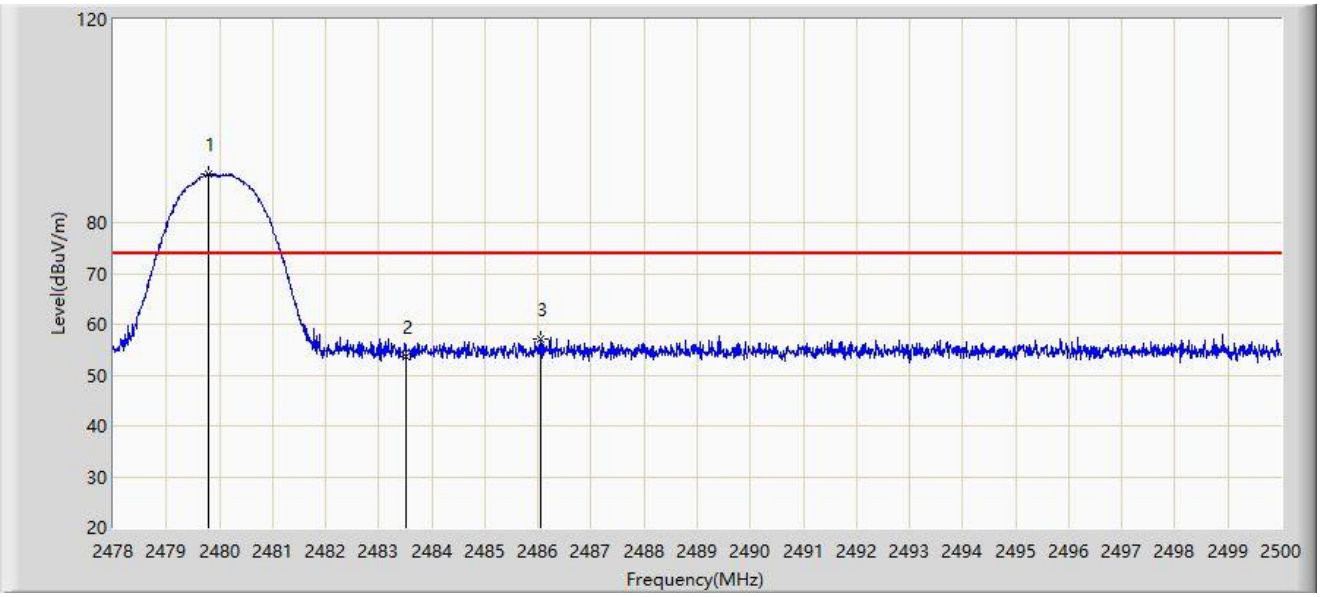

No	Flag	Mark	Frequency (MHz)	Measure Level (dBμV/m)	Reading Level (dBμV)	Margin (dB)	Limit (dBμV/m)	Factor (dB/m)	Type
1		*	2479.782	89.657	57.737	N/A	N/A	31.919	PK
2			2483.500	53.633	21.721	-20.367	74.000	31.912	PK
3			2486.063	57.192	25.286	-16.808	74.000	31.906	PK

Note: Measure Level (dBμV/m) = Reading Level (dBμV) + Factor (dB/m)

Factor (dB/m) = Cable Loss (dB) + Antenna Factor (dB/m).

Site: WZ-AC2	Time: 2022/03/24 - 00:49
Limit: FCC_Part15.209_RE(3m)	Engineer: Hyde Yu
Probe: WZ-AC2_BBHA9120D_1-18GHz	Polarity: Horizontal
EUT: LTE Module	Power: AC 120V/60Hz
Test Mode: Transmit by 2DH5 at Channel 2480MHz	

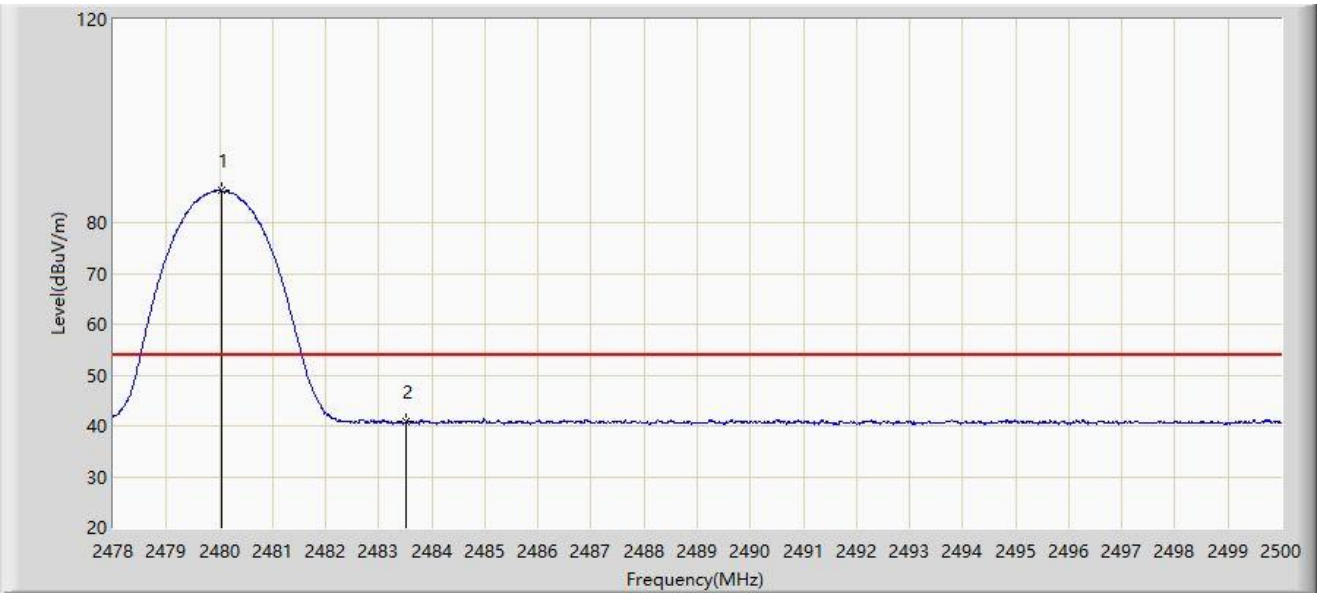

No	Flag	Mark	Frequency (MHz)	Measure Level (dBμV/m)	Reading Level (dBμV)	Margin (dB)	Limit (dBμV/m)	Factor (dB/m)	Type
1		*	2480.035	86.413	54.494	N/A	N/A	31.919	AV
2			2483.500	40.813	8.901	-13.187	54.000	31.912	AV

Note: Measure Level (dBμV/m) = Reading Level (dBμV) + Factor (dB/m)

Factor (dB/m) = Cable Loss (dB) + Antenna Factor (dB/m).

Site: WZ-AC2	Time: 2022/03/24 - 00:50
Limit: FCC_Part15.209_RE(3m)	Engineer: Hyde Yu
Probe: WZ-AC2_BBHA9120D_1-18GHz	Polarity: Vertical
EUT: LTE Module	Power: AC 120V/60Hz
Test Mode: Transmit by 2DH5 at Channel 2480MHz	

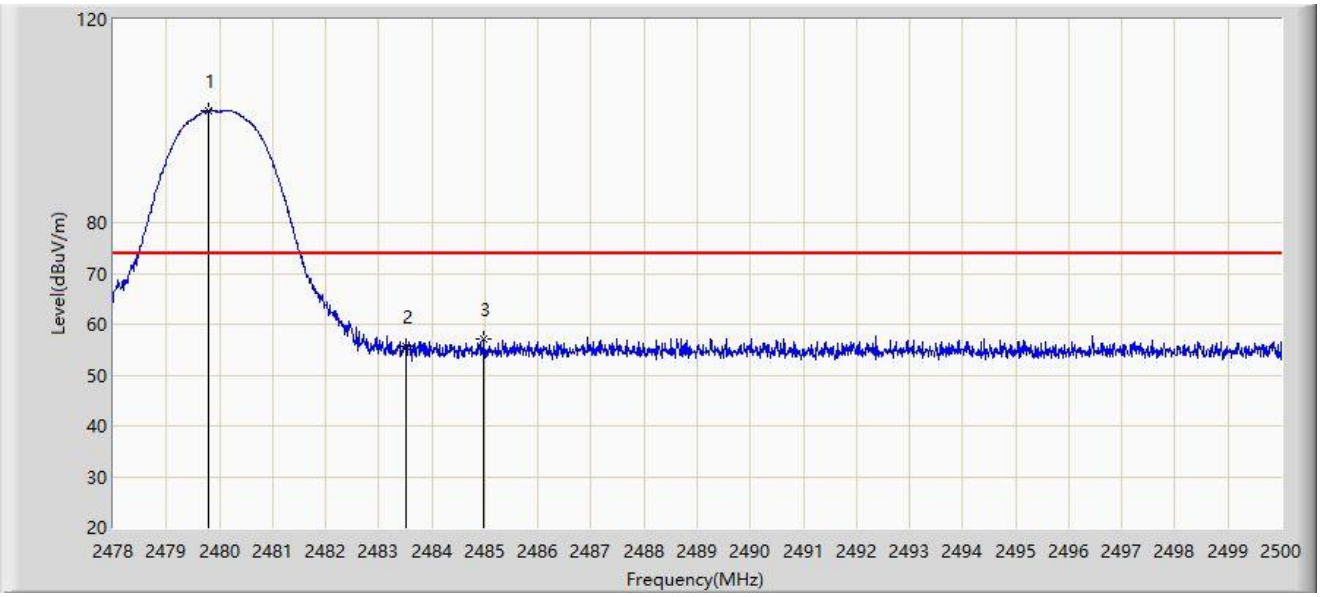

No	Flag	Mark	Frequency (MHz)	Measure Level (dBμV/m)	Reading Level (dBμV)	Margin (dB)	Limit (dBμV/m)	Factor (dB/m)	Type
1		*	2479.782	102.152	70.232	N/A	N/A	31.919	PK
2			2483.500	55.604	23.692	-18.396	74.000	31.912	PK
3			2484.974	57.149	25.240	-16.851	74.000	31.909	PK

Note: Measure Level (dBμV/m) = Reading Level (dBμV) + Factor (dB/m)

Factor (dB/m) = Cable Loss (dB) + Antenna Factor (dB/m).

Site: WZ-AC2	Time: 2022/03/24 - 00:52
Limit: FCC_Part15.209_RE(3m)	Engineer: Hyde Yu
Probe: WZ-AC2_BBHA9120D_1-18GHz	Polarity: Vertical
EUT: LTE Module	Power: AC 120V/60Hz
Test Mode: Transmit by 2DH5 at Channel 2480MHz	

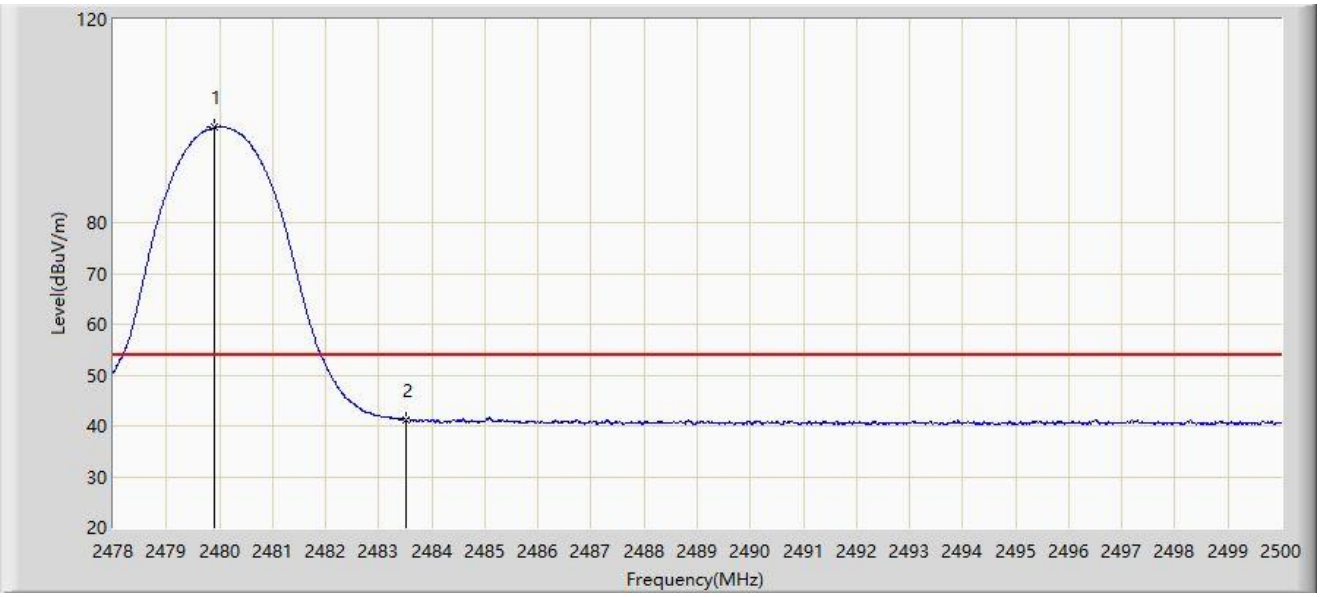

No	Flag	Mark	Frequency (MHz)	Measure Level (dBμV/m)	Reading Level (dBμV)	Margin (dB)	Limit (dBμV/m)	Factor (dB/m)	Type
1		*	2479.903	98.734	66.815	N/A	N/A	31.919	AV
2			2483.500	41.245	9.333	-12.755	54.000	31.912	AV

Note: Measure Level (dBμV/m) = Reading Level (dBμV) + Factor (dB/m)

Factor (dB/m) = Cable Loss (dB) + Antenna Factor (dB/m).

Site: WZ-AC2	Time: 2022/03/24 - 00:56
Limit: FCC_Part15.209_RE(3m)	Engineer: Hyde Yu
Probe: WZ-AC2_BBHA9120D_1-18GHz	Polarity: Horizontal
EUT: LTE Module	Power: AC 120V/60Hz
Test Mode: Transmit by 3DH5 at Channel 2402MHz	

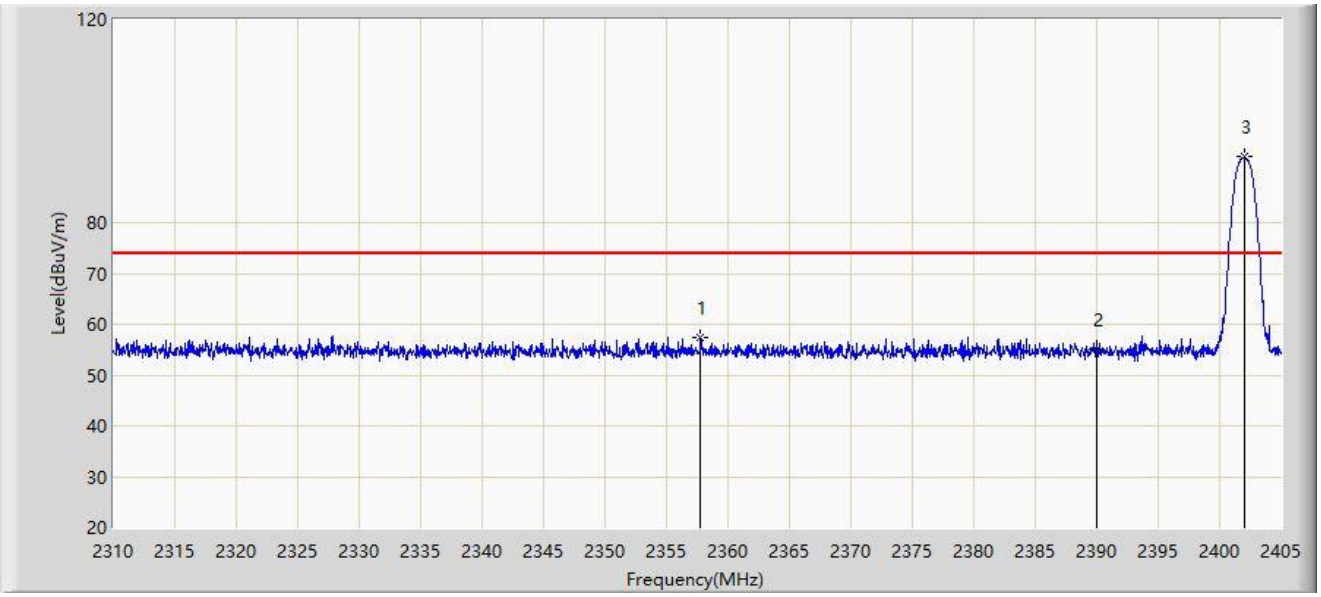

No	Flag	Mark	Frequency (MHz)	Measure Level (dBμV/m)	Reading Level (dBμV)	Margin (dB)	Limit (dBμV/m)	Factor (dB/m)	Type
1			2357.738	57.515	25.491	-16.485	74.000	32.024	PK
2			2390.000	54.939	22.936	-19.061	74.000	32.003	PK
3		*	2402.008	92.899	60.913	N/A	N/A	31.986	PK

Note: Measure Level (dBμV/m) = Reading Level (dBμV) + Factor (dB/m)

Factor (dB/m) = Cable Loss (dB) + Antenna Factor (dB/m).

Site: WZ-AC2	Time: 2022/03/24 - 00:58
Limit: FCC_Part15.209_RE(3m)	Engineer: Hyde Yu
Probe: WZ-AC2_BBHA9120D_1-18GHz	Polarity: Horizontal
EUT: LTE Module	Power: AC 120V/60Hz
Test Mode: Transmit by 3DH5 at Channel 2402MHz	

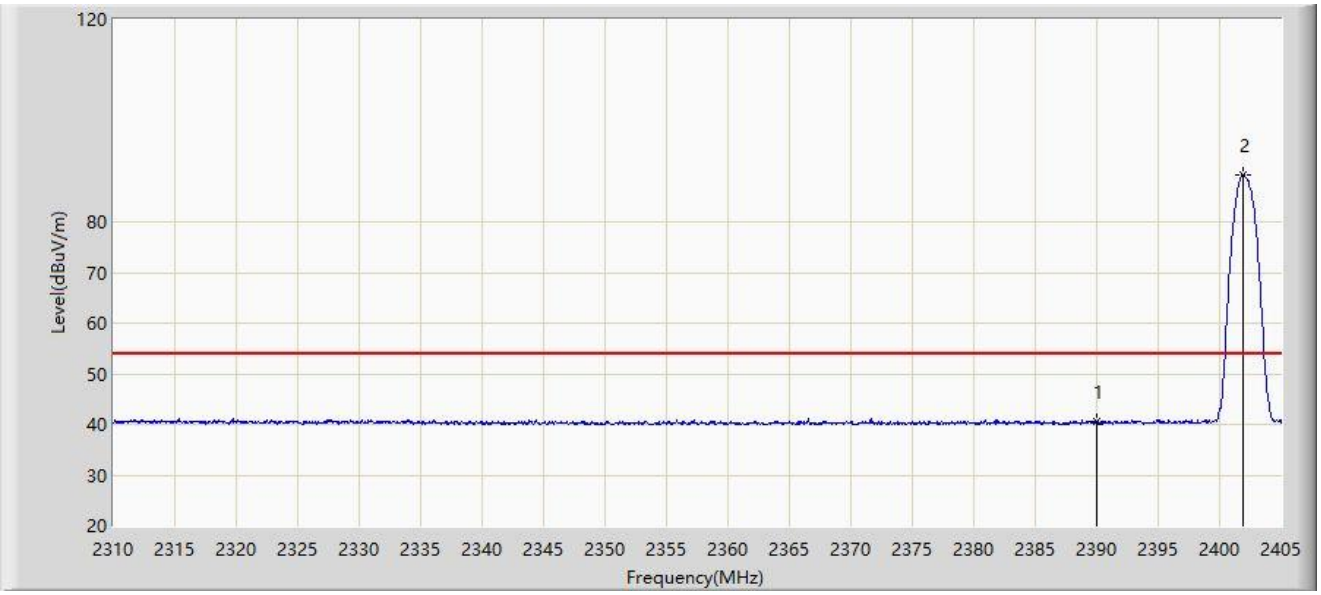

No	Flag	Mark	Frequency (MHz)	Measure Level (dBμV/m)	Reading Level (dBμV)	Margin (dB)	Limit (dBμV/m)	Factor (dB/m)	Type
1			2390.000	40.484	8.481	-13.516	54.000	32.003	AV
2		*	2401.865	89.400	57.414	N/A	N/A	31.986	AV

Note: Measure Level (dBμV/m) = Reading Level (dBμV) + Factor (dB/m)

Factor (dB/m) = Cable Loss (dB) + Antenna Factor (dB/m).

Site: WZ-AC2	Time: 2022/03/24 - 00:59
Limit: FCC_Part15.209_RE(3m)	Engineer: Hyde Yu
Probe: WZ-AC2_BBHA9120D_1-18GHz	Polarity: Vertical
EUT: LTE Module	Power: AC 120V/60Hz
Test Mode: Transmit by 3DH5 at Channel 2402MHz	

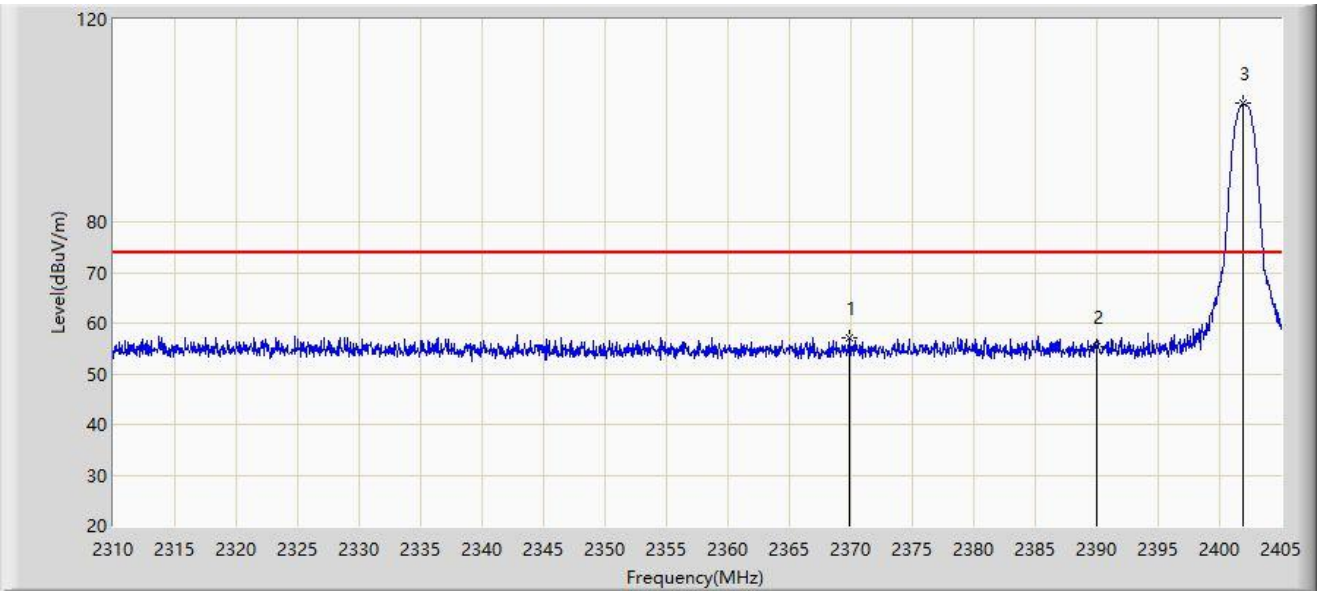

No	Flag	Mark	Frequency (MHz)	Measure Level (dBμV/m)	Reading Level (dBμV)	Margin (dB)	Limit (dBμV/m)	Factor (dB/m)	Type
1			2369.897	57.126	25.112	-16.874	74.000	32.013	PK
2			2390.000	55.388	23.385	-18.612	74.000	32.003	PK
3		*	2401.960	103.394	71.408	N/A	N/A	31.986	PK

Note: Measure Level (dBμV/m) = Reading Level (dBμV) + Factor (dB/m)

Factor (dB/m) = Cable Loss (dB) + Antenna Factor (dB/m).

Site: WZ-AC2	Time: 2022/03/24 - 01:00
Limit: FCC_Part15.209_RE(3m)	Engineer: Hyde Yu
Probe: WZ-AC2_BBHA9120D_1-18GHz	Polarity: Vertical
EUT: LTE Module	Power: AC 120V/60Hz
Test Mode: Transmit by 3DH5 at Channel 2402MHz	

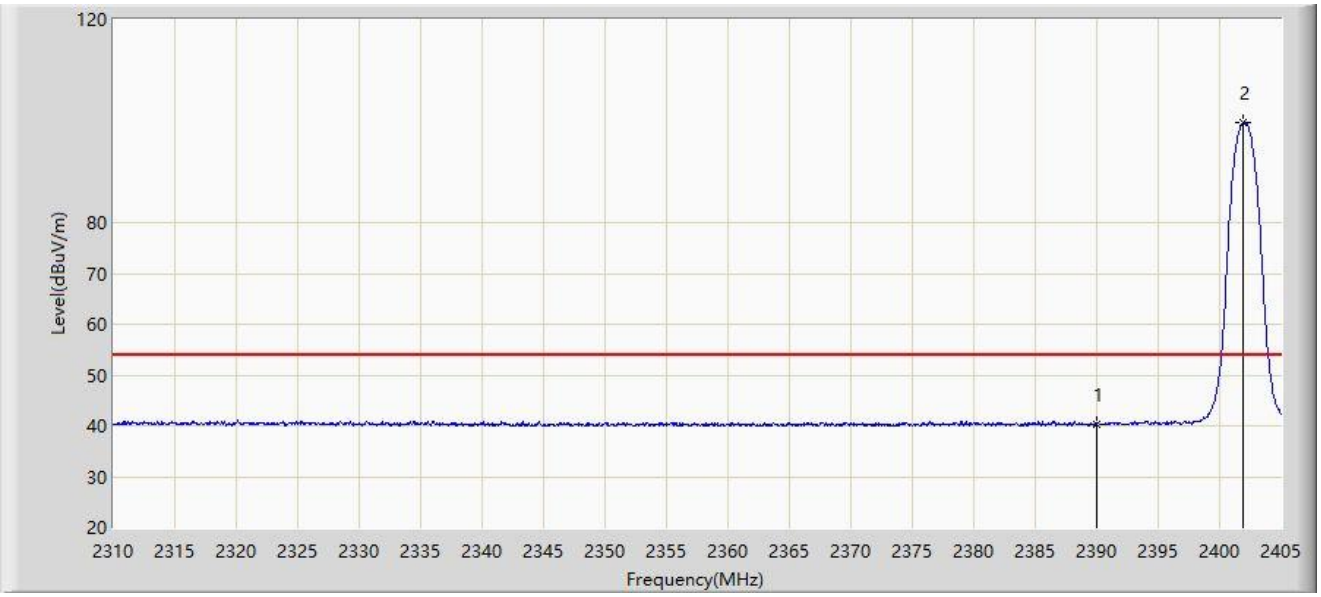

No	Flag	Mark	Frequency (MHz)	Measure Level (dBμV/m)	Reading Level (dBμV)	Margin (dB)	Limit (dBμV/m)	Factor (dB/m)	Type
1			2390.000	40.396	8.393	-13.604	54.000	32.003	AV
2		*	2401.913	99.770	67.784	N/A	N/A	31.986	AV

Note: Measure Level (dBμV/m) = Reading Level (dBμV) + Factor (dB/m)

Factor (dB/m) = Cable Loss (dB) + Antenna Factor (dB/m).

Site: WZ-AC2	Time: 2022/03/24 - 01:04
Limit: FCC_Part15.209_RE(3m)	Engineer: Hyde Yu
Probe: WZ-AC2_BBHA9120D_1-18GHz	Polarity: Horizontal
EUT: LTE Module	Power: AC 120V/60Hz
Test Mode: Transmit by 3DH5 at Channel 2480MHz	

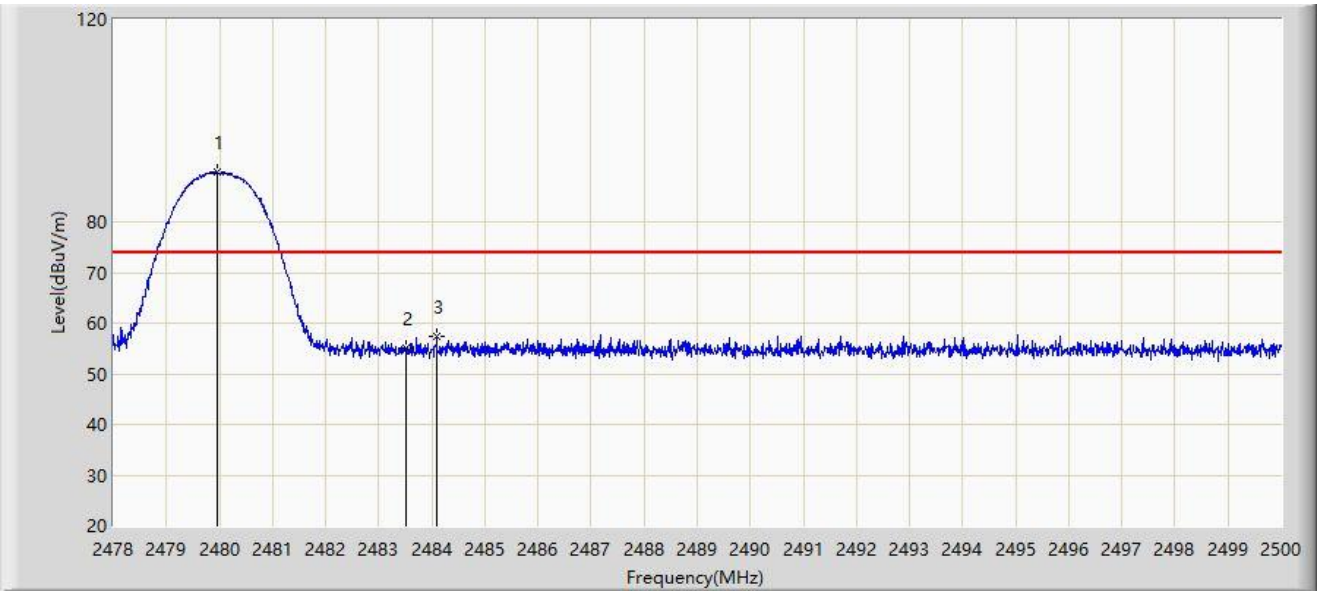

No	Flag	Mark	Frequency (MHz)	Measure Level (dBμV/m)	Reading Level (dBμV)	Margin (dB)	Limit (dBμV/m)	Factor (dB/m)	Type
1		*	2479.969	89.853	57.934	N/A	N/A	31.919	PK
2			2483.500	54.989	23.077	-19.011	74.000	31.912	PK
3			2484.094	57.438	25.527	-16.562	74.000	31.911	PK

Note: Measure Level (dBμV/m) = Reading Level (dBμV) + Factor (dB/m)

Factor (dB/m) = Cable Loss (dB) + Antenna Factor (dB/m).

Site: WZ-AC2	Time: 2022/03/24 - 01:10
Limit: FCC_Part15.209_RE(3m)	Engineer: Hyde Yu
Probe: WZ-AC2_BBHA9120D_1-18GHz	Polarity: Horizontal
EUT: LTE Module	Power: AC 120V/60Hz
Test Mode: Transmit by 3DH5 at Channel 2480MHz	

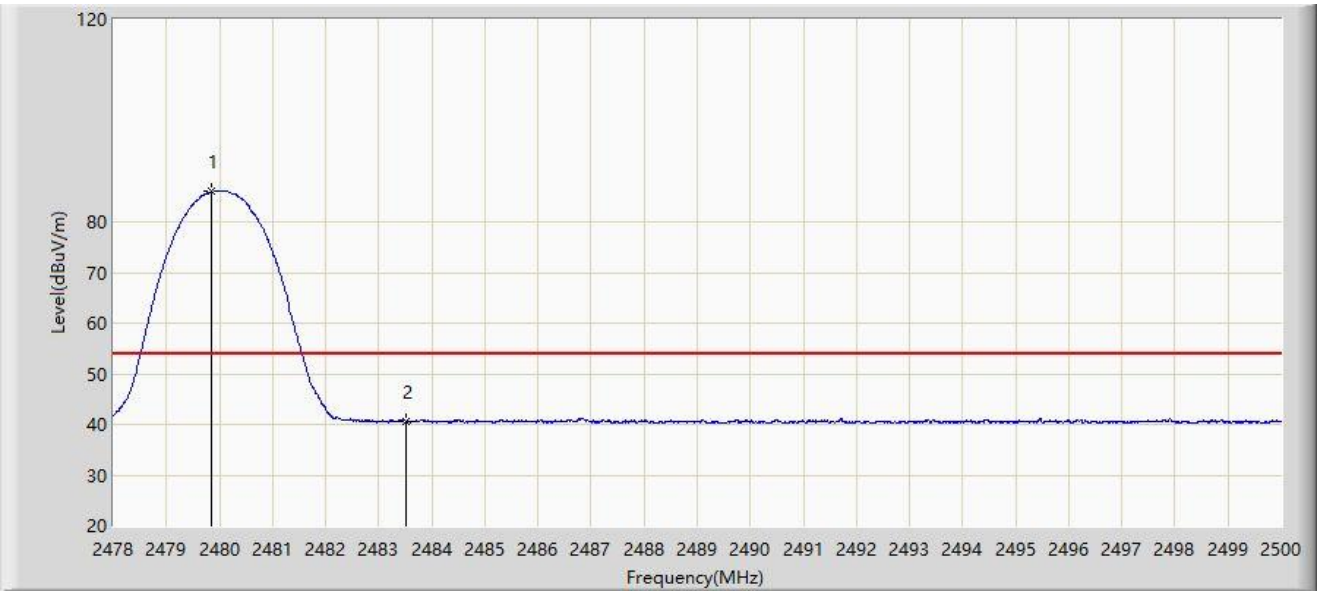

No	Flag	Mark	Frequency (MHz)	Measure Level (dBμV/m)	Reading Level (dBμV)	Margin (dB)	Limit (dBμV/m)	Factor (dB/m)	Type
1		*	2479.837	86.050	54.130	N/A	N/A	31.919	AV
2			2483.500	40.656	8.744	-13.344	54.000	31.912	AV

Note: Measure Level (dBμV/m) = Reading Level (dBμV) + Factor (dB/m)

Factor (dB/m) = Cable Loss (dB) + Antenna Factor (dB/m).

Site: WZ-AC2	Time: 2022/03/24 - 01:11
Limit: FCC_Part15.209_RE(3m)	Engineer: Hyde Yu
Probe: WZ-AC2_BBHA9120D_1-18GHz	Polarity: Vertical
EUT: LTE Module	Power: AC 120V/60Hz
Test Mode: Transmit by 3DH5 at Channel 2480MHz	

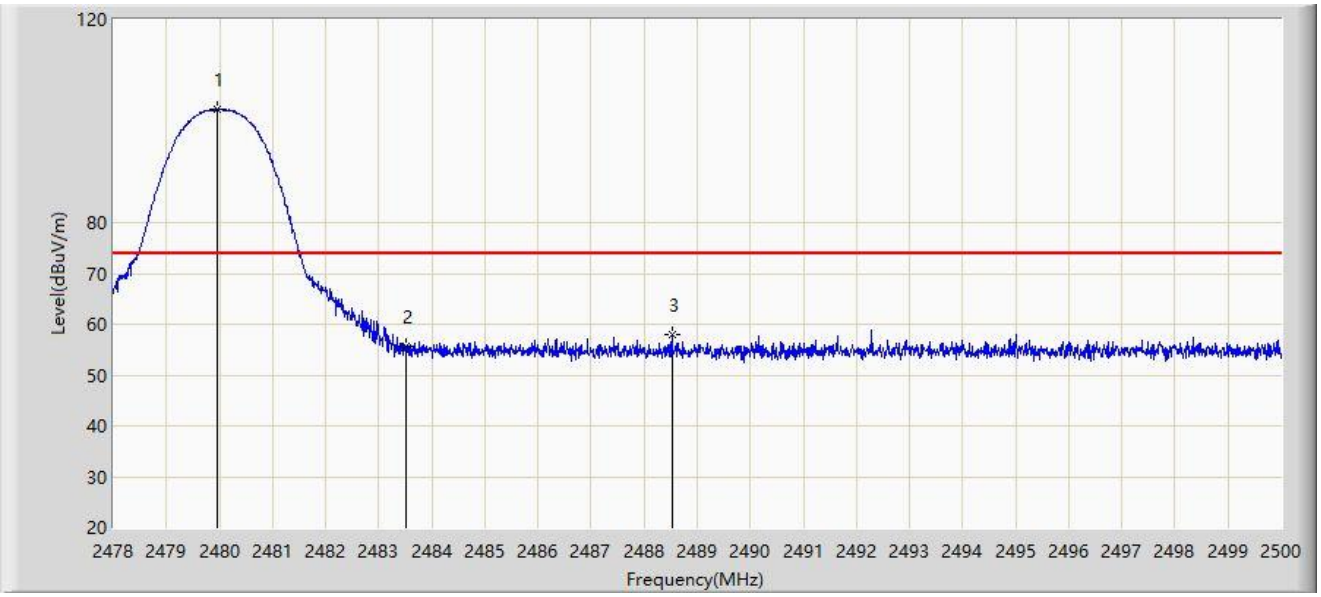

No	Flag	Mark	Frequency (MHz)	Measure Level (dBμV/m)	Reading Level (dBμV)	Margin (dB)	Limit (dBμV/m)	Factor (dB/m)	Type
1		*	2479.969	102.271	70.352	N/A	N/A	31.919	PK
2			2483.500	55.712	23.800	-18.288	74.000	31.912	PK
3			2488.527	58.077	26.176	-15.923	74.000	31.901	PK

Note: Measure Level (dBμV/m) = Reading Level (dBμV) + Factor (dB/m)

Factor (dB/m) = Cable Loss (dB) + Antenna Factor (dB/m).

Site: WZ-AC2	Time: 2022/03/24 - 01:13
Limit: FCC_Part15.209_RE(3m)	Engineer: Hyde Yu
Probe: WZ-AC2_BBHA9120D_1-18GHz	Polarity: Vertical
EUT: LTE Module	Power: AC 120V/60Hz
Test Mode: Transmit by 3DH5 at Channel 2480MHz	

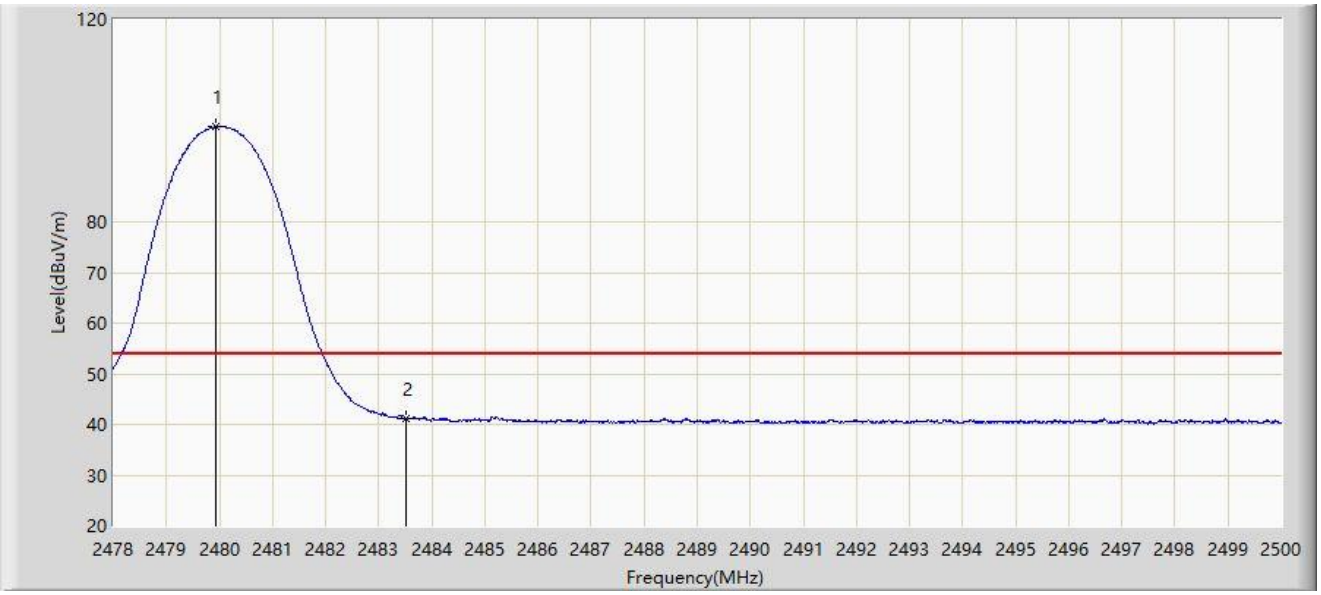

No	Flag	Mark	Frequency (MHz)	Measure Level (dBμV/m)	Reading Level (dBμV)	Margin (dB)	Limit (dBμV/m)	Factor (dB/m)	Type
1		*	2479.925	98.765	66.846	N/A	N/A	31.919	AV
2			2483.500	41.265	9.353	-12.735	54.000	31.912	AV

Note: Measure Level (dBμV/m) = Reading Level (dBμV) + Factor (dB/m)

Factor (dB/m) = Cable Loss (dB) + Antenna Factor (dB/m).

A.11 AC Conducted Emissions Test Result

Site: WZ-SR2	Time: 2022/03/23 - 09:25
Temperature: 19.7℃	Humidity: 45.0%
Limit: FCC_Part15.207_CE_AC Power	Engineer: Helen Han
Probe: ENV216_101683_Filter Off_E	Polarity: Line
EUT: LTE Module	Power: AC 120V/60Hz
Test Mode: Transmit by DH5 at Channel 2441MHz	

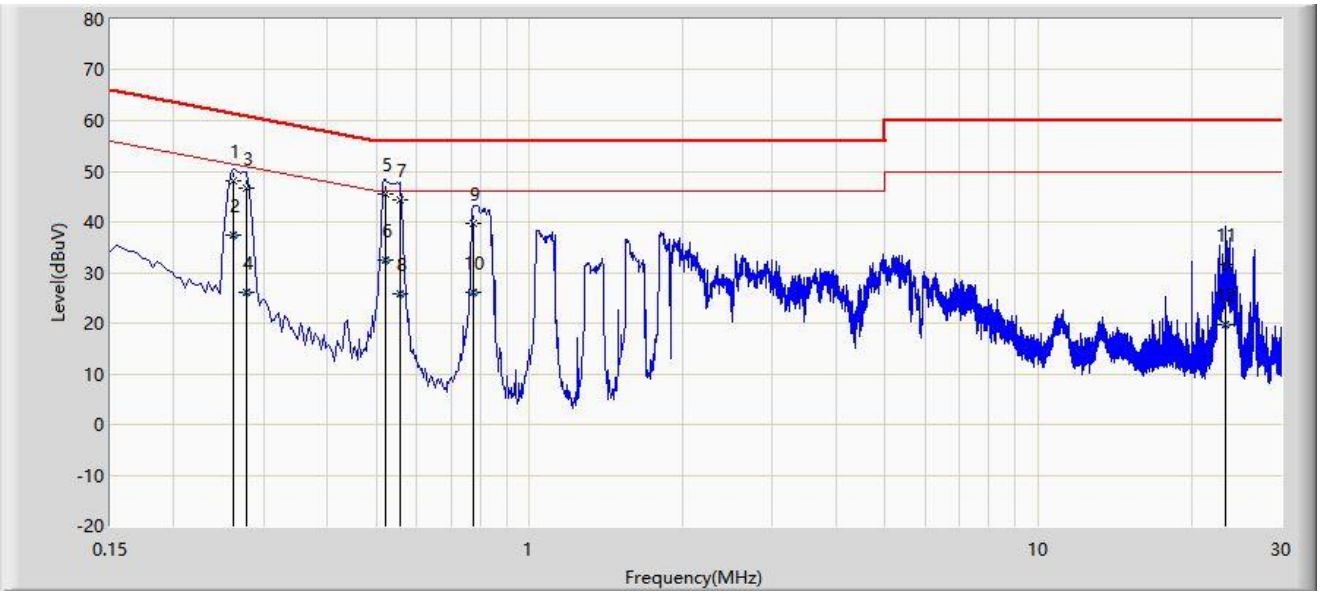

No	Flag	Mark	Frequency (MHz)	Measure Level (dBμV)	Reading Level (dBμV)	Margin (dB)	Limit (dBμV)	Factor (dB)	Type
1			0.262	48.077	38.173	-13.290	61.368	9.904	QP
2			0.262	37.275	27.371	-14.093	51.368	9.904	AV
3			0.278	46.661	36.756	-14.214	60.875	9.905	QP
4			0.278	25.986	16.081	-24.889	50.875	9.905	AV
5		*	0.522	45.482	35.561	-10.518	56.000	9.921	QP
6			0.522	32.340	22.419	-13.660	46.000	9.921	AV
7			0.558	44.423	34.500	-11.577	56.000	9.922	QP
8			0.558	25.697	15.774	-20.303	46.000	9.922	AV
9			0.774	39.605	29.671	-16.395	56.000	9.934	QP
10			0.774	26.181	16.248	-19.819	46.000	9.934	AV
11			23.278	31.684	19.984	-28.316	60.000	11.700	QP
12			23.278	19.622	7.922	-30.378	50.000	11.700	AV

Note: Measure Level (dBμV) = Reading Level (dBμV) + Factor (dB)

Factor (dB) = Cable Loss (dB) + LISN Factor (dB)

Site: WZ-SR2	Time: 2022/03/23 - 09:46
Temperature: 19.7℃	Humidity: 45.0%
Limit: FCC_Part15.207_CE_AC Power	Engineer: Helen Han
Probe: ENV216_101683_Filter Off_E	Polarity: Neutral
EUT: LTE Module	Power: AC 120V/60Hz
Test Mode: Transmit by DH5 at Channel 2441MHz	

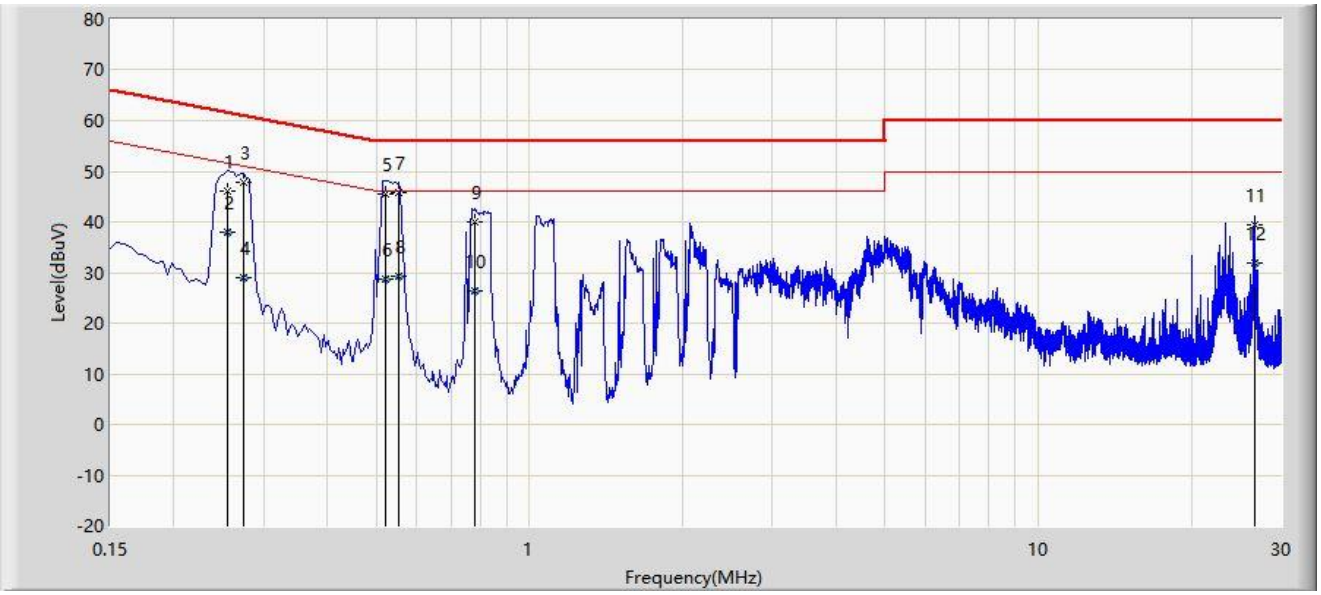

No	Flag	Mark	Frequency (MHz)	Measure Level (dBμV)	Reading Level (dBμV)	Margin (dB)	Limit (dBμV)	Factor (dB)	Type
1			0.254	46.123	36.209	-15.503	61.625	9.913	QP
2			0.254	37.858	27.945	-13.767	51.625	9.913	AV
3			0.274	47.750	37.835	-13.246	60.996	9.915	QP
4			0.274	29.069	19.154	-21.927	50.996	9.915	AV
5			0.522	45.517	35.584	-10.483	56.000	9.932	QP
6			0.522	28.590	18.657	-17.410	46.000	9.932	AV
7		*	0.554	45.906	35.971	-10.094	56.000	9.934	QP
8			0.554	29.238	19.303	-16.762	46.000	9.934	AV
9			0.778	40.123	30.171	-15.877	56.000	9.951	QP
10			0.778	26.303	16.352	-19.697	46.000	9.951	AV
11			26.666	39.532	27.525	-20.468	60.000	12.007	QP
12			26.666	31.907	19.900	-18.093	50.000	12.007	AV

Note: Measure Level (dBμV) = Reading Level (dBμV) + Factor (dB)

Factor (dB) = Cable Loss (dB) + LISN Factor (dB)

Appendix B - Test Setup Photograph

Refer to “2203RSU034-UT” file.

Appendix C - EUT Photograph

Refer to “ 2203RSU034-UE” file.

The End