OBW 802.11n(HT40) 5795MHz

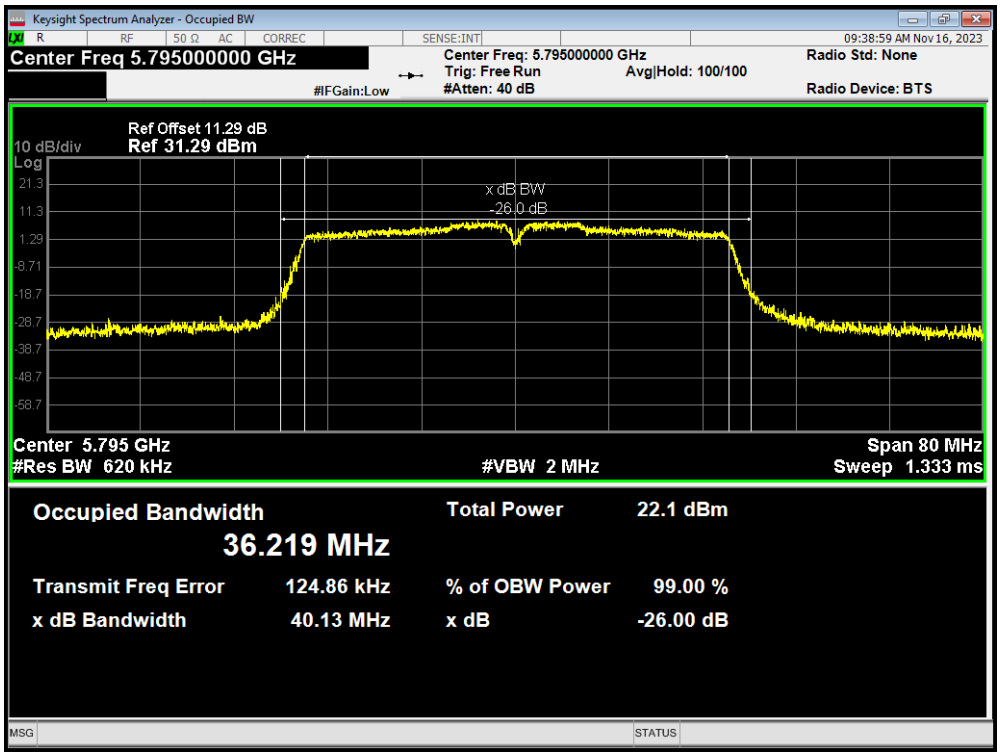

This report shall not be reproduced except in full, without the written approval of Eurofins TA Technology (Shanghai) Co., Ltd.

Minimum 6 dB bandwidth

U-NII-3

-6dB Bandwidth 802.11a 5720MHz

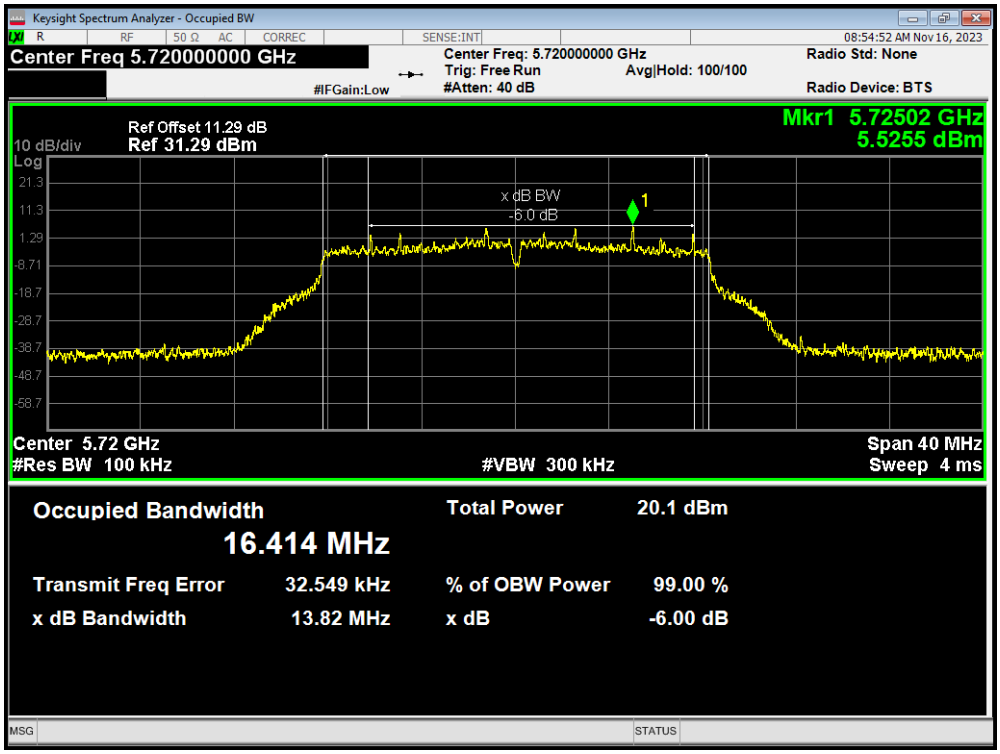

-6dB Bandwidth 802.11a 5745MHz

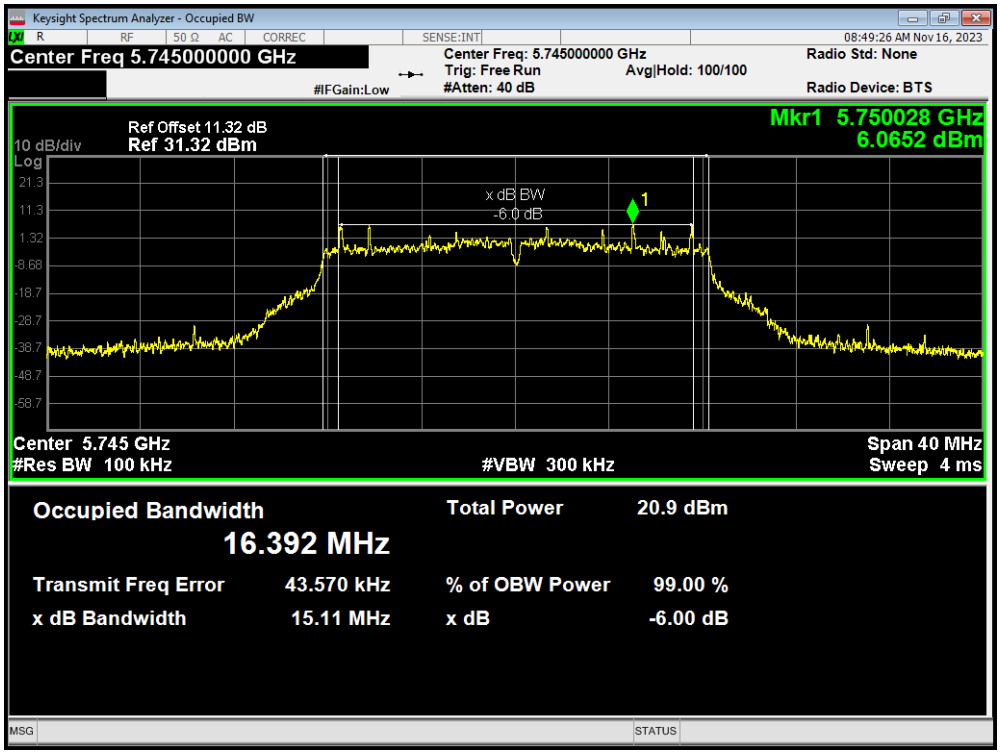

This report shall not be reproduced except in full, without the written approval of Eurofins TA Technology (Shanghai) Co., Ltd.

-6dB Bandwidth 802.11a 5785MHz

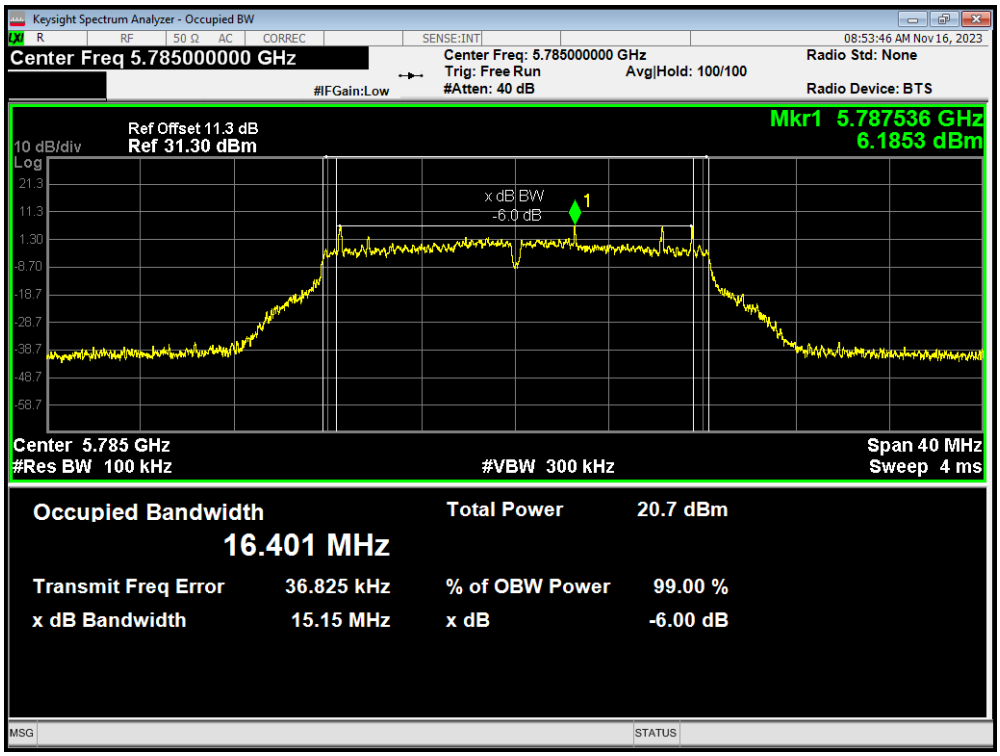

-6dB Bandwidth 802.11a 5825MHz

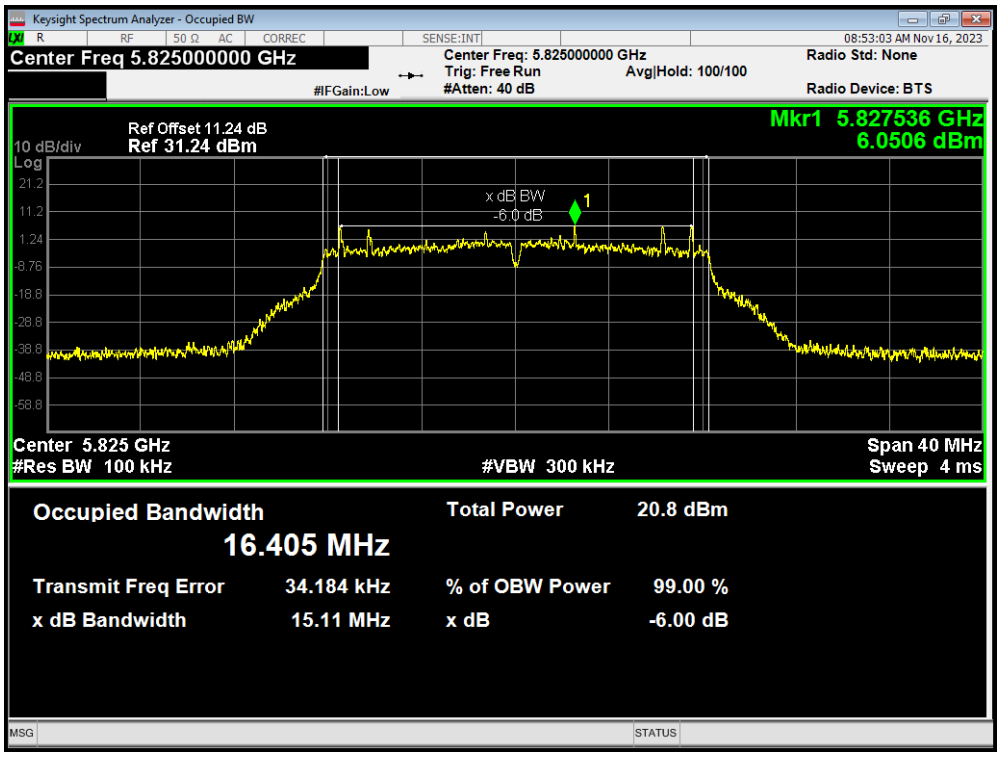

This report shall not be reproduced except in full, without the written approval of Eurofins TA Technology (Shanghai) Co., Ltd.

-6dB Bandwidth 802.11ac(VHT20) 5720MHz

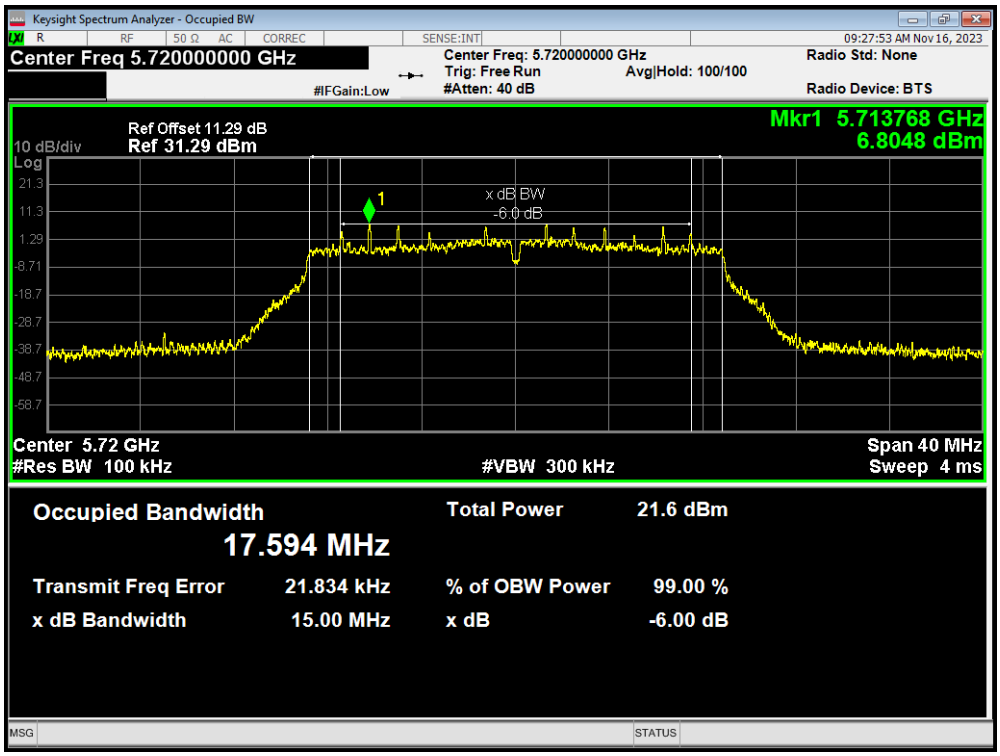

-6dB Bandwidth 802.11ac(VHT20) 5745MHz

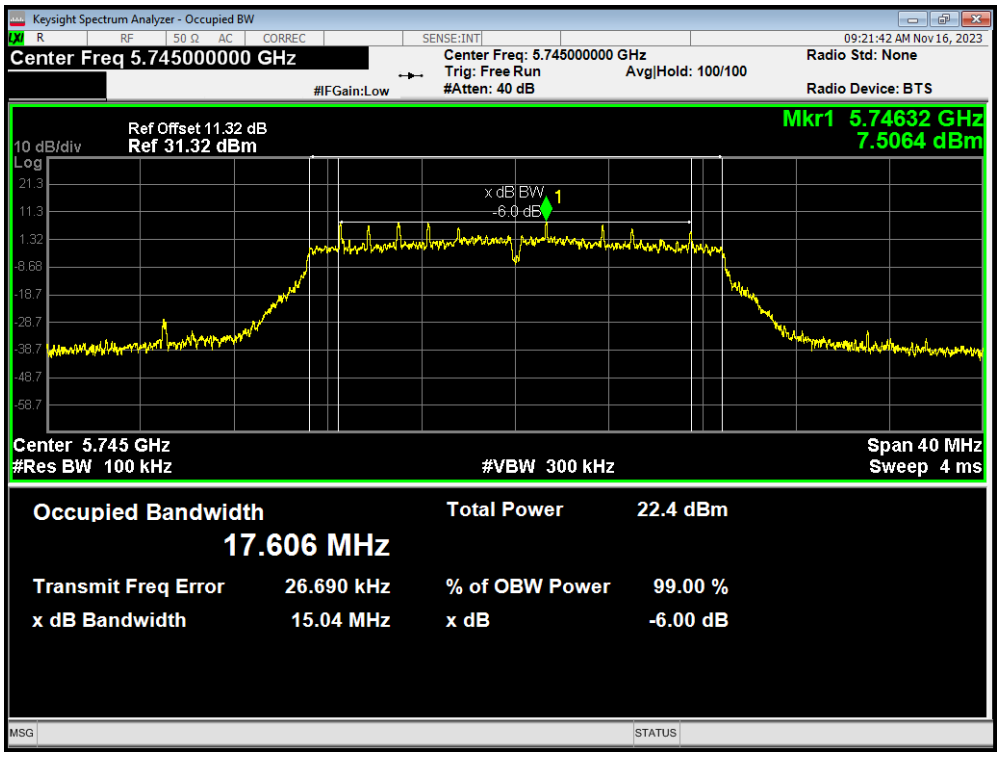

This report shall not be reproduced except in full, without the written approval of Eurofins TA Technology (Shanghai) Co., Ltd.

-6dB Bandwidth 802.11ac(VHT20) 5785MHz

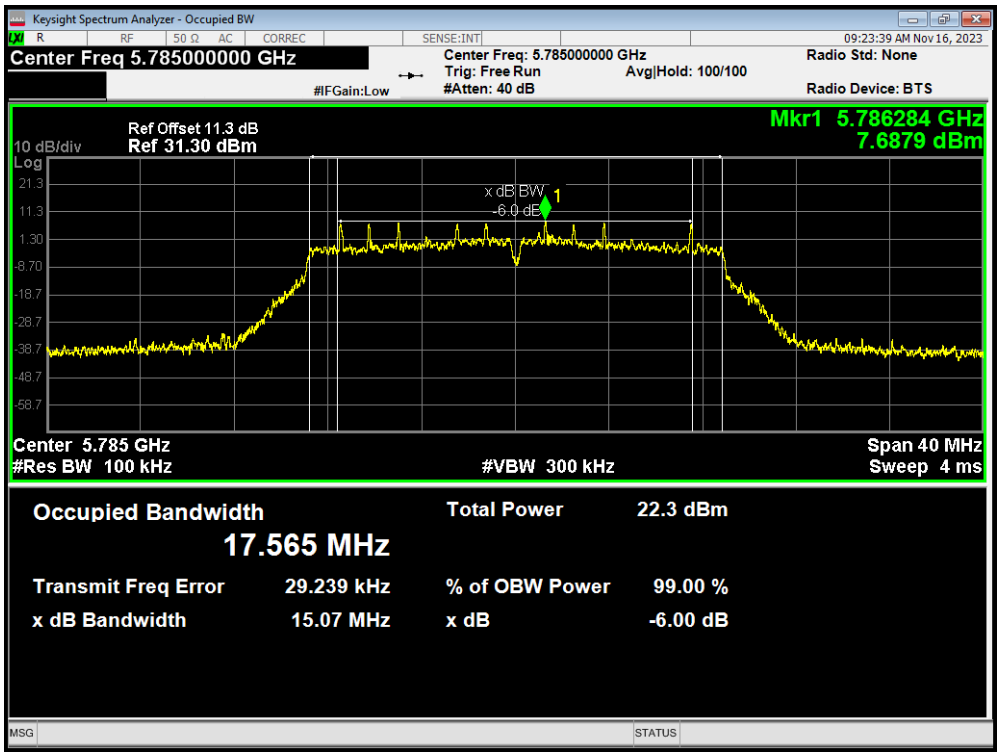

-6dB Bandwidth 802.11ac(VHT20) 5825MHz

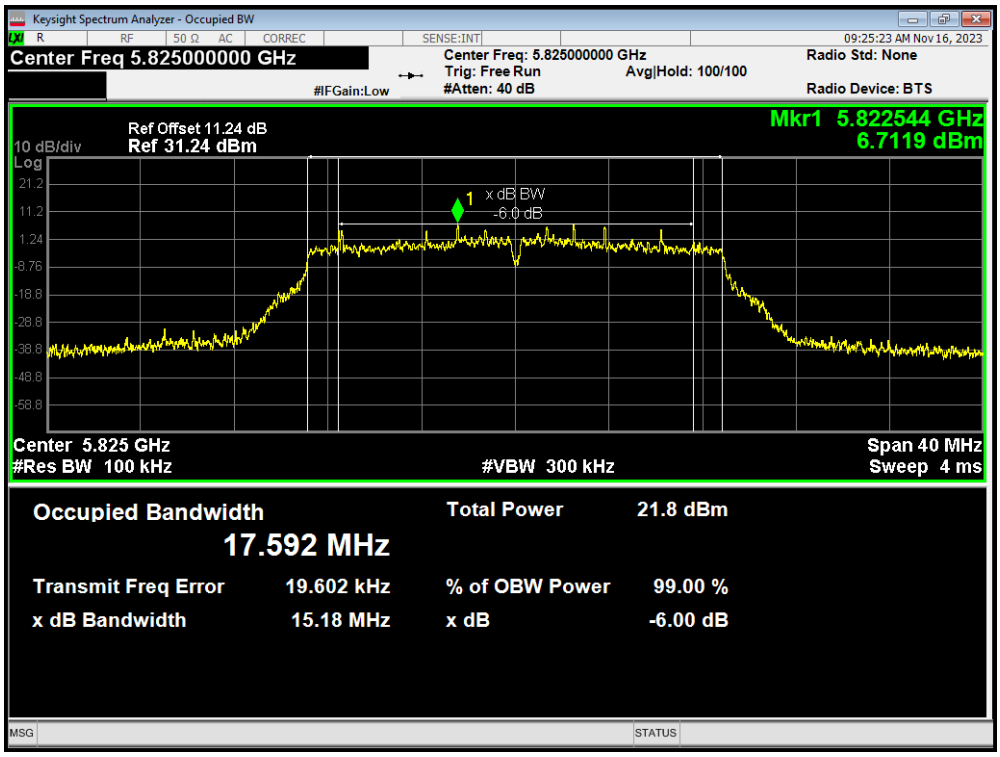

This report shall not be reproduced except in full, without the written approval of Eurofins TA Technology (Shanghai) Co., Ltd.

-6dB Bandwidth 802.11ac(VHT40) 5710MHz

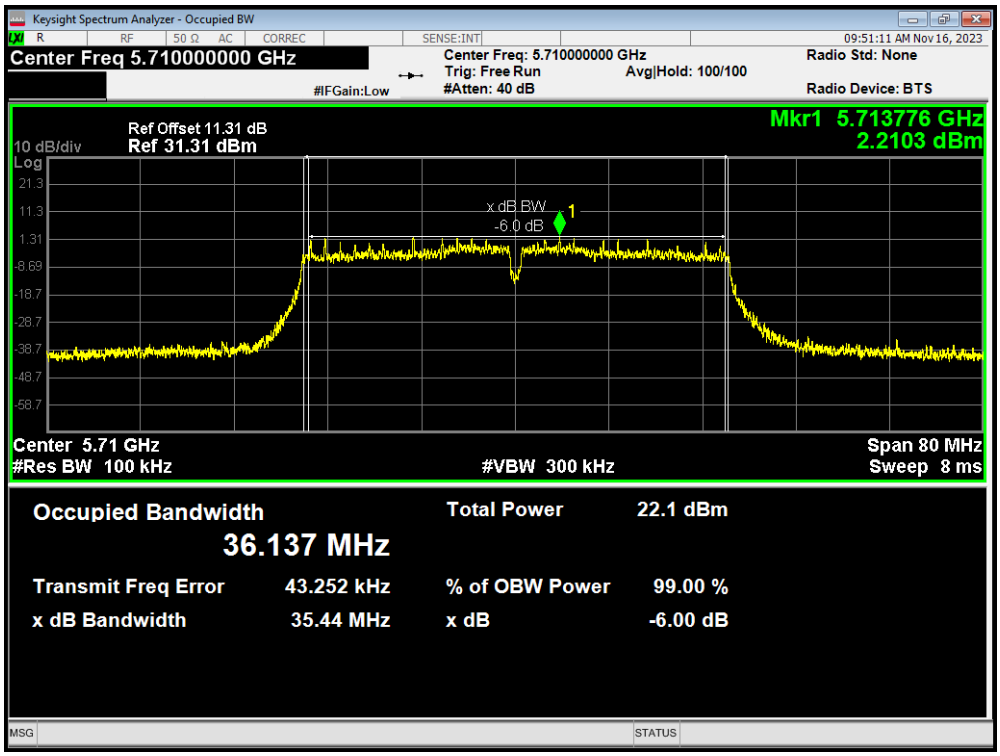

-6dB Bandwidth 802.11ac(VHT40) 5755MHz

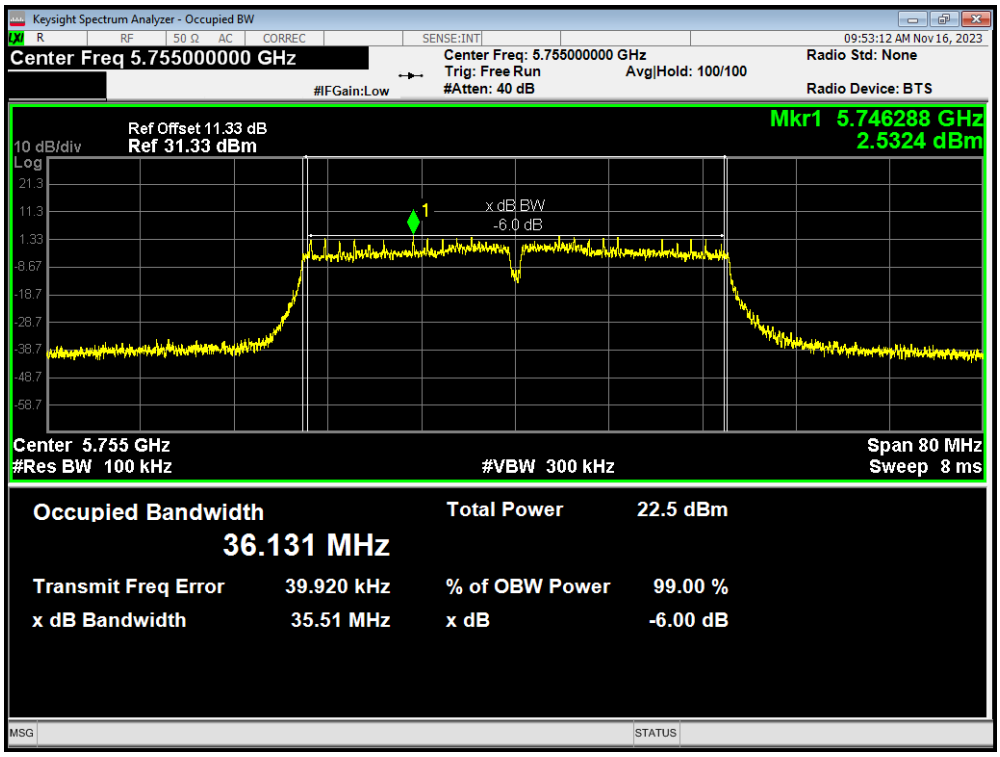

This report shall not be reproduced except in full, without the written approval of Eurofins TA Technology (Shanghai) Co., Ltd.

-6dB Bandwidth 802.11ac(VHT40) 5795MHz

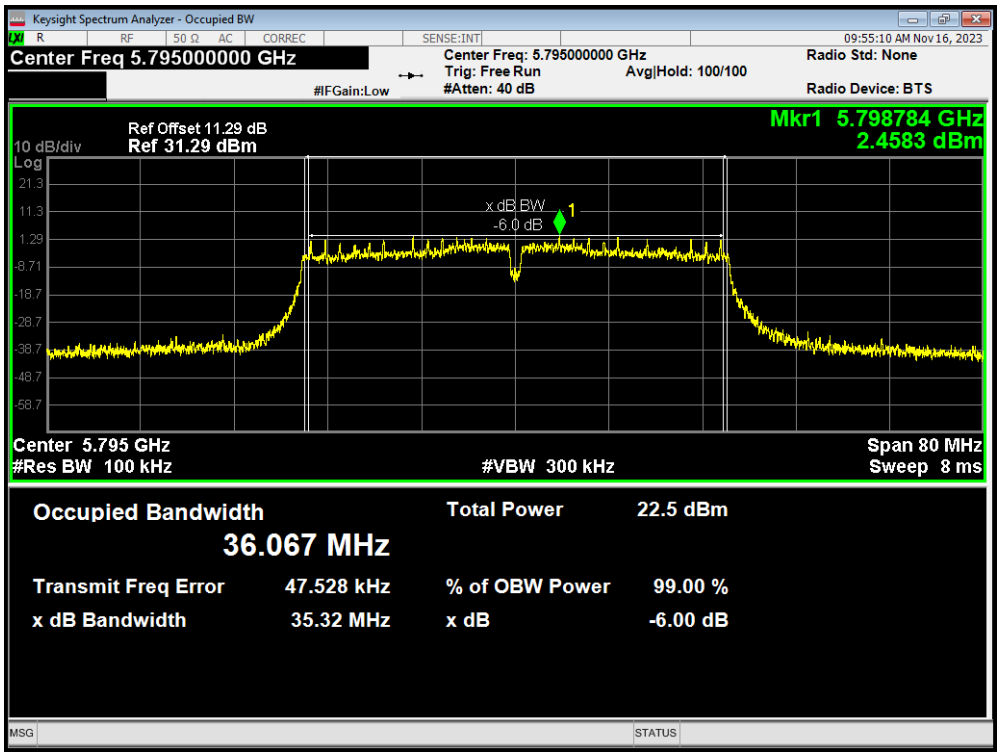

-6dB Bandwidth 802.11ac(VHT80) 5690MHz

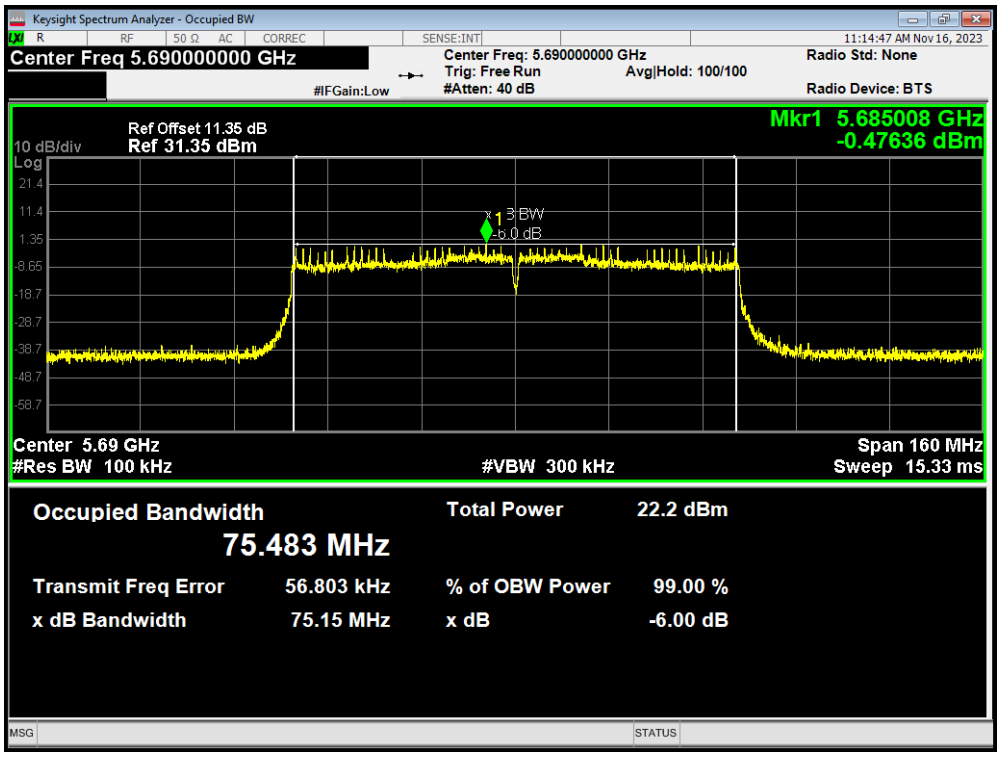

This report shall not be reproduced except in full, without the written approval of Eurofins TA Technology (Shanghai) Co., Ltd.

-6dB Bandwidth 802.11ac(VHT80) 5775MHz

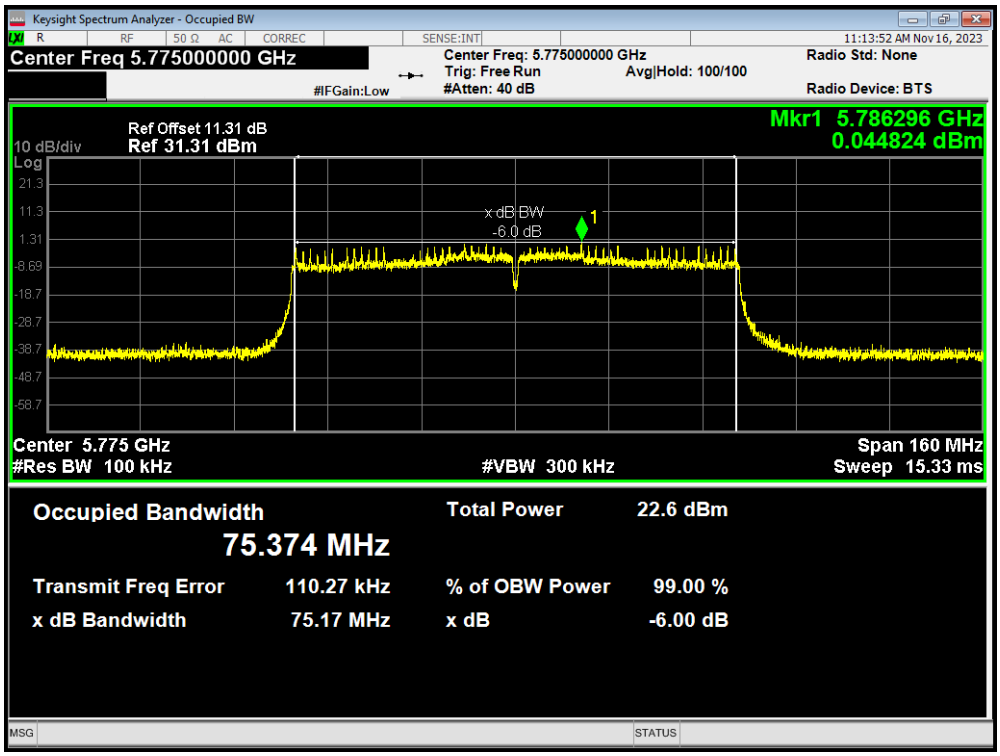

-6dB Bandwidth 802.11ax(HE20) 5720MHz

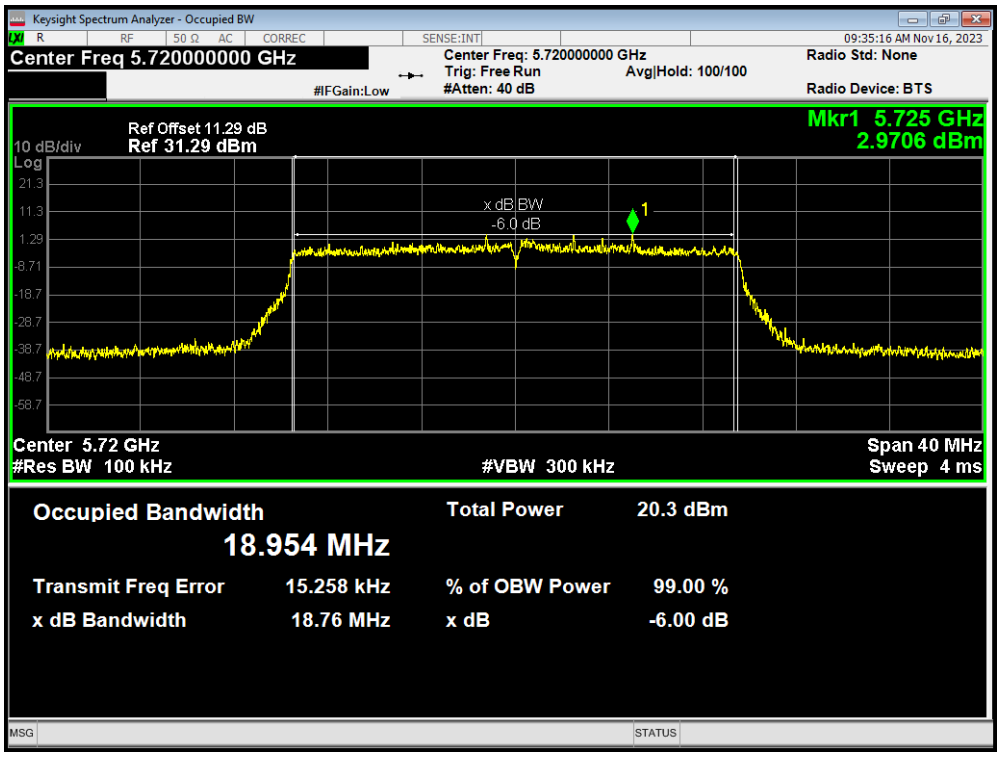

This report shall not be reproduced except in full, without the written approval of Eurofins TA Technology (Shanghai) Co., Ltd.

-6dB Bandwidth 802.11ax(HE20) 5745MHz

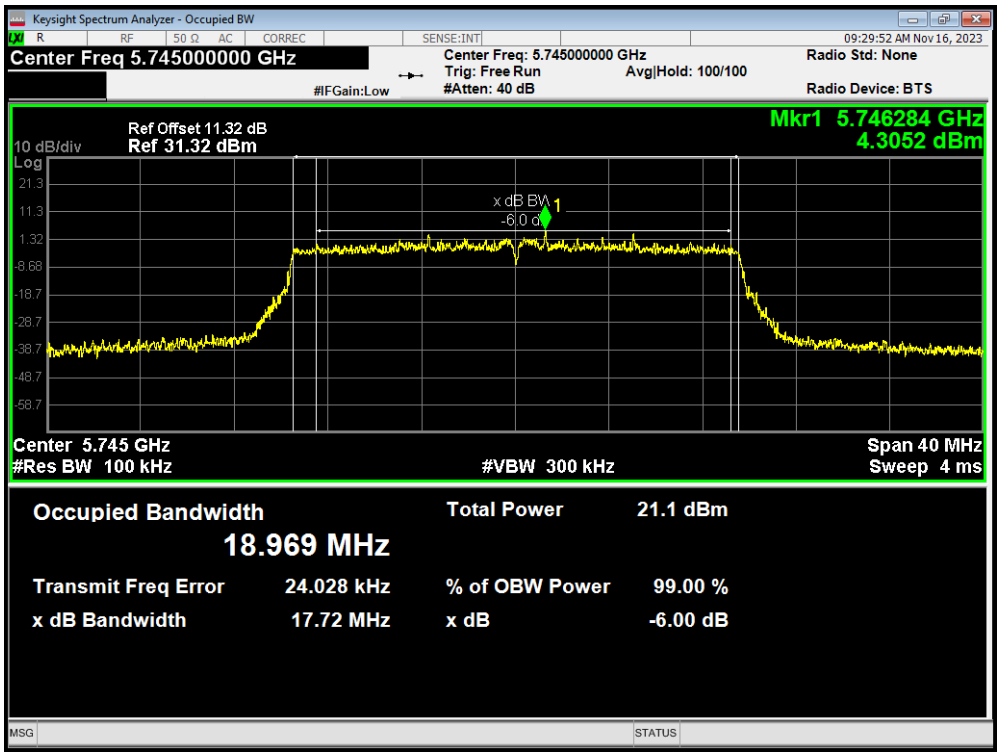

-6dB Bandwidth 802.11ax(HE20) 5785MHz

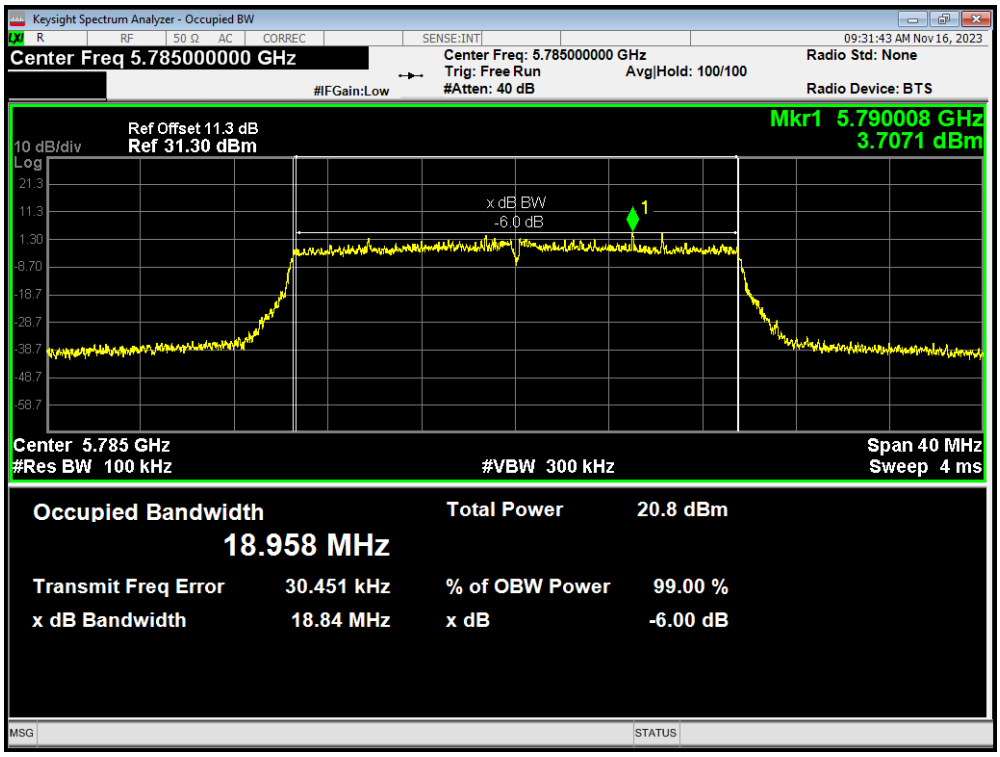

This report shall not be reproduced except in full, without the written approval of Eurofins TA Technology (Shanghai) Co., Ltd.

-6dB Bandwidth 802.11ax(HE20) 5825MHz

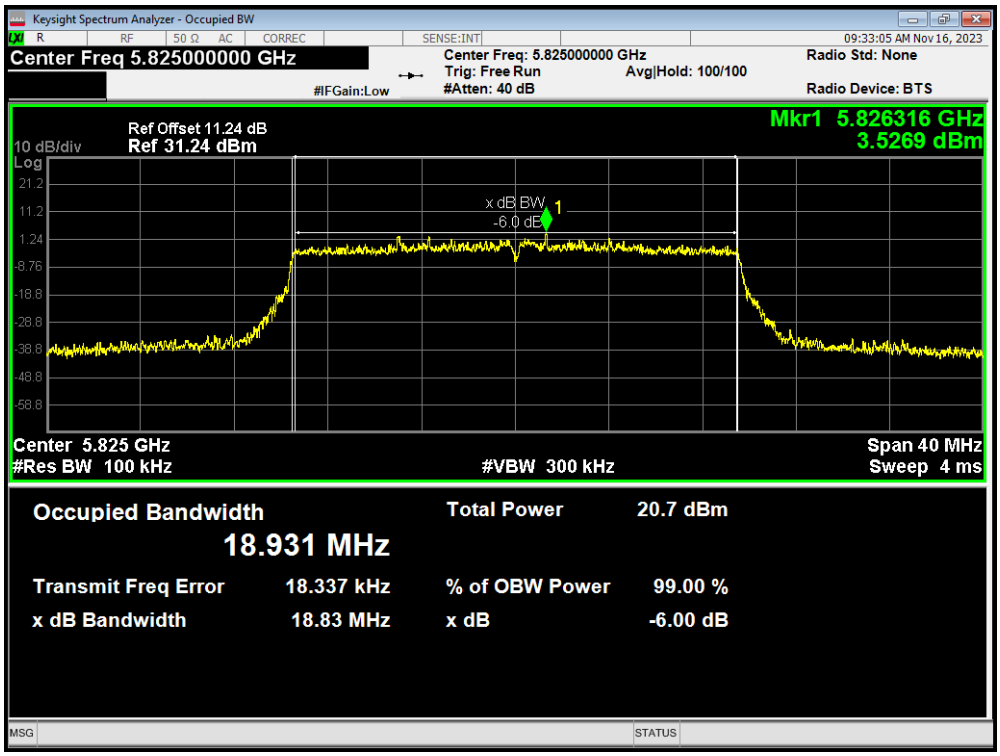

-6dB Bandwidth 802.11ax(HE40) 5710MHz

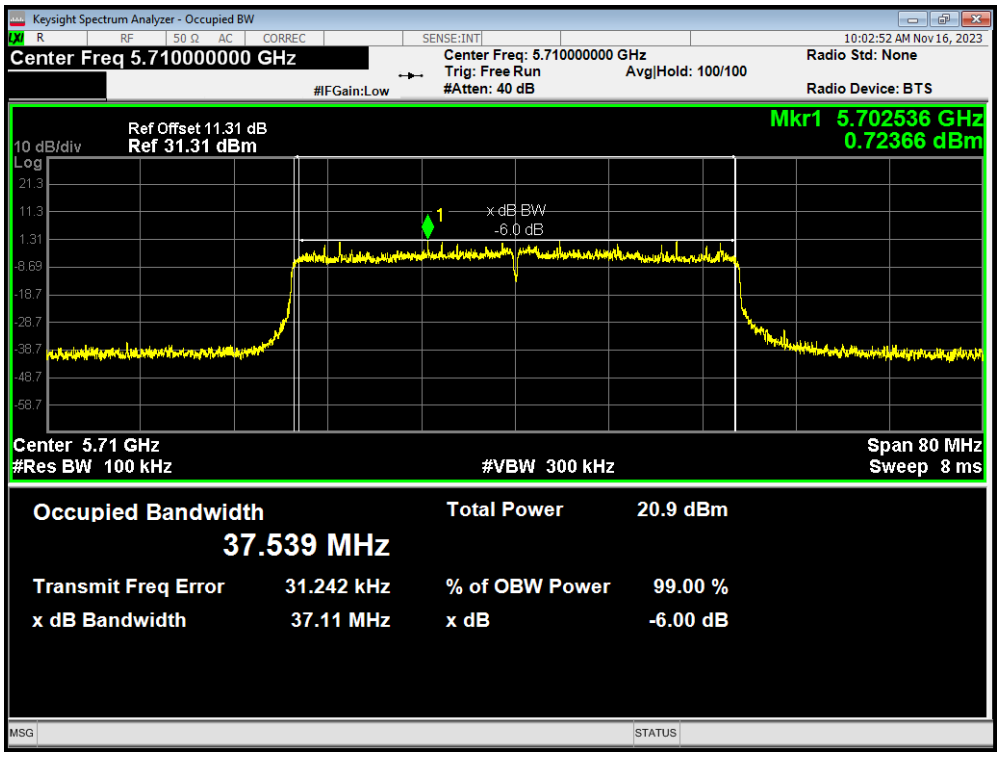

This report shall not be reproduced except in full, without the written approval of Eurofins TA Technology (Shanghai) Co., Ltd.

-6dB Bandwidth 802.11ax(HE40) 5755MHz

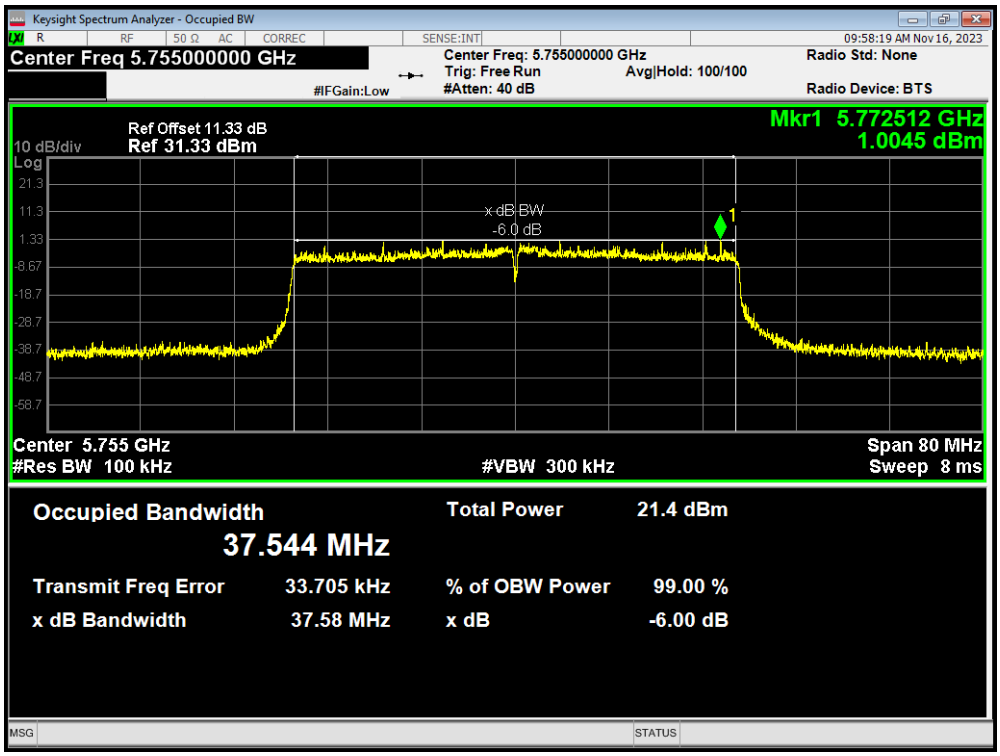

-6dB Bandwidth 802.11ax(HE40) 5795MHz

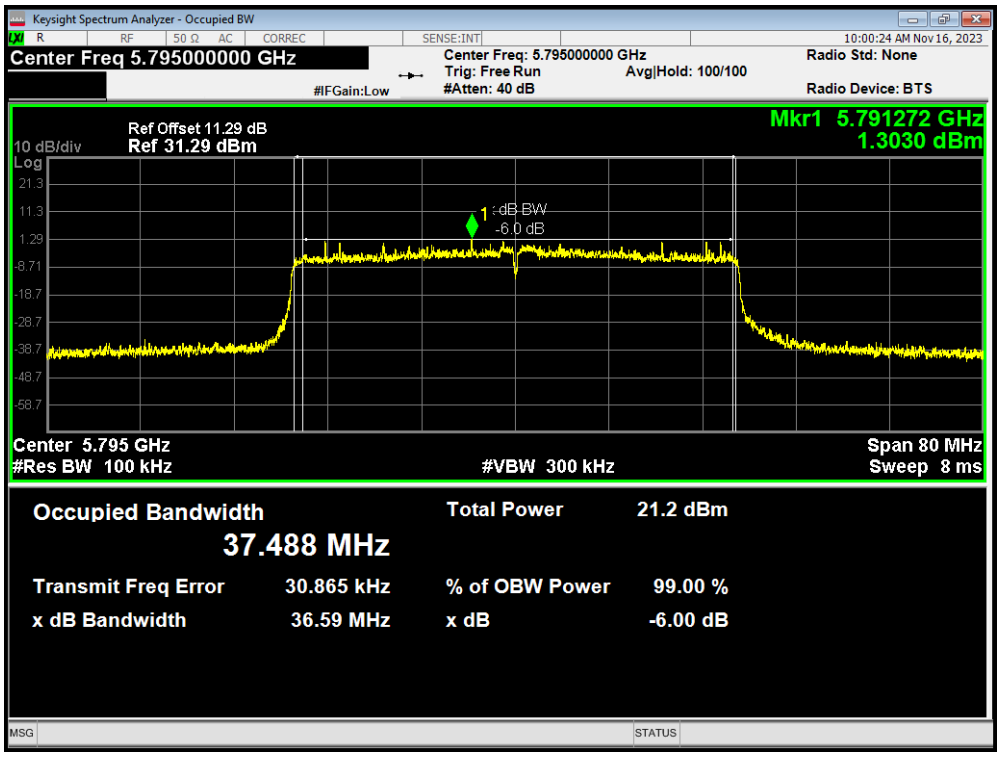

This report shall not be reproduced except in full, without the written approval of Eurofins TA Technology (Shanghai) Co., Ltd.

-6dB Bandwidth 802.11ax(HE80) 5690MHz

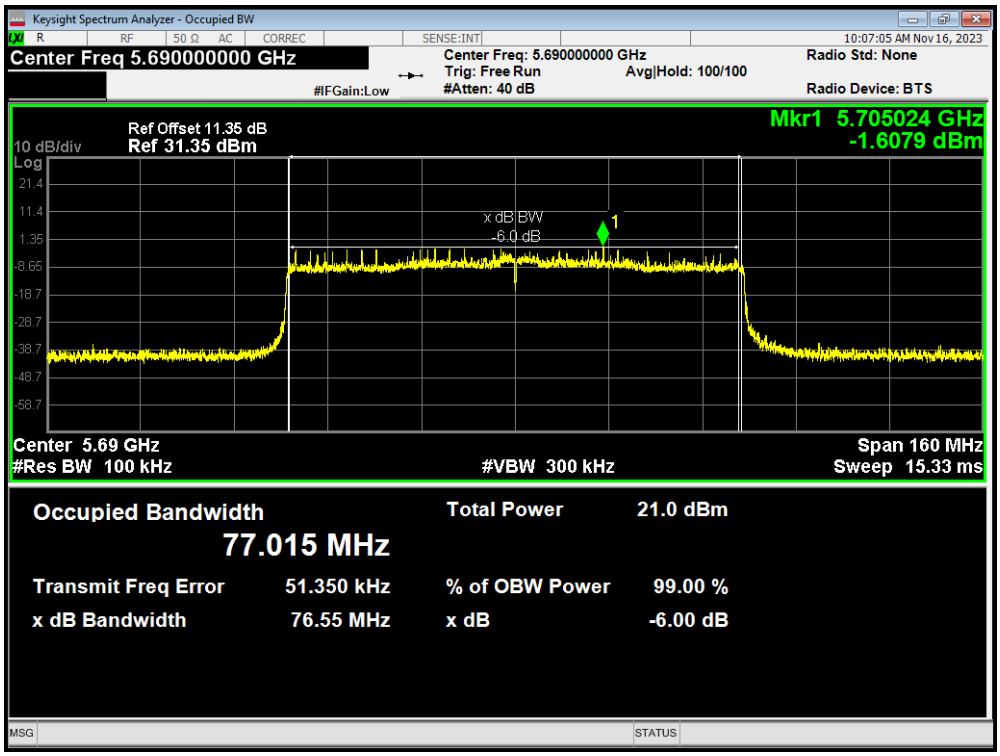

-6dB Bandwidth 802.11ax(HE80) 5775MHz

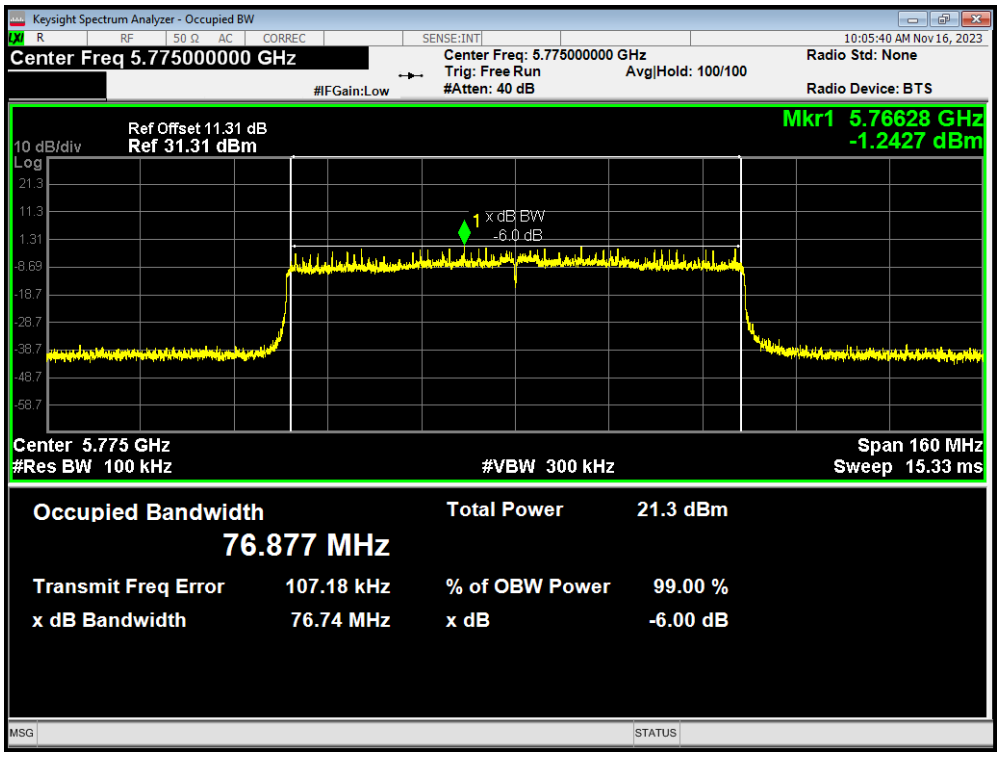

This report shall not be reproduced except in full, without the written approval of Eurofins TA Technology (Shanghai) Co., Ltd.

-6dB Bandwidth 802.11n(HT20) 5720MHz

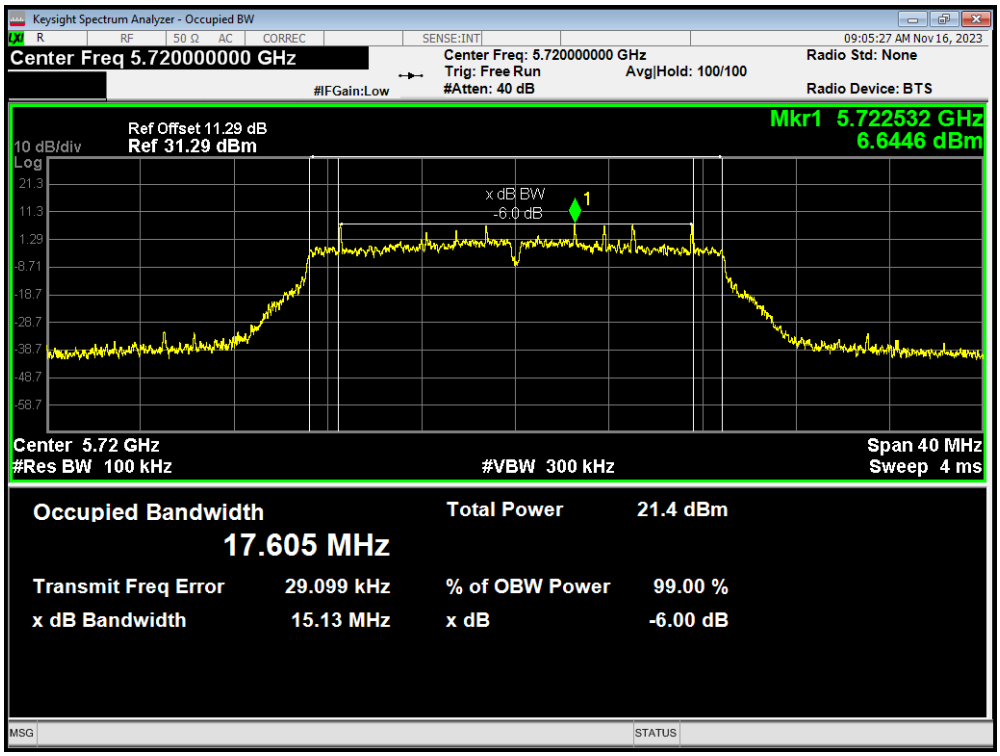

-6dB Bandwidth 802.11n(HT20) 5745MHz

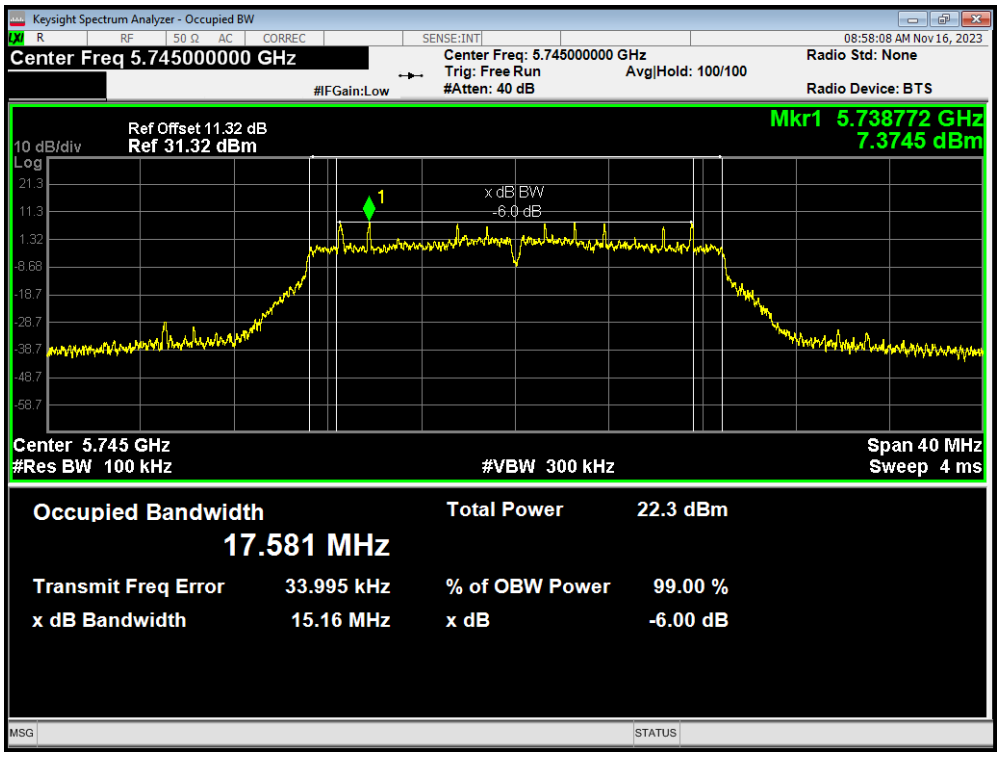

This report shall not be reproduced except in full, without the written approval of Eurofins TA Technology (Shanghai) Co., Ltd.

-6dB Bandwidth 802.11n(HT20) 5785MHz

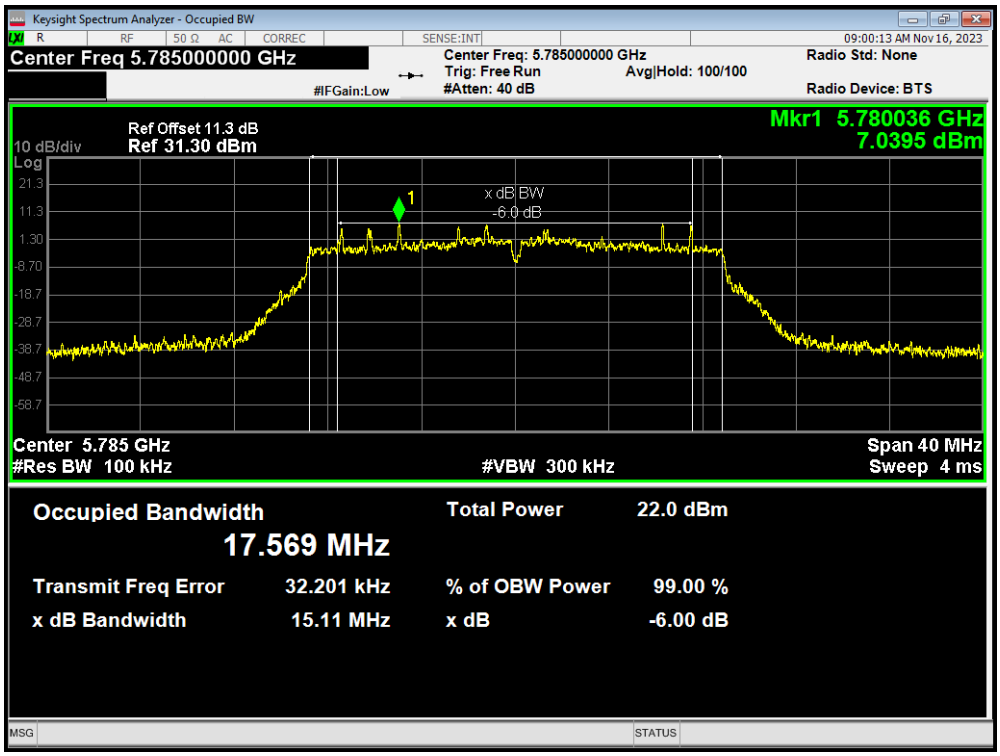

-6dB Bandwidth 802.11n(HT20) 5825MHz

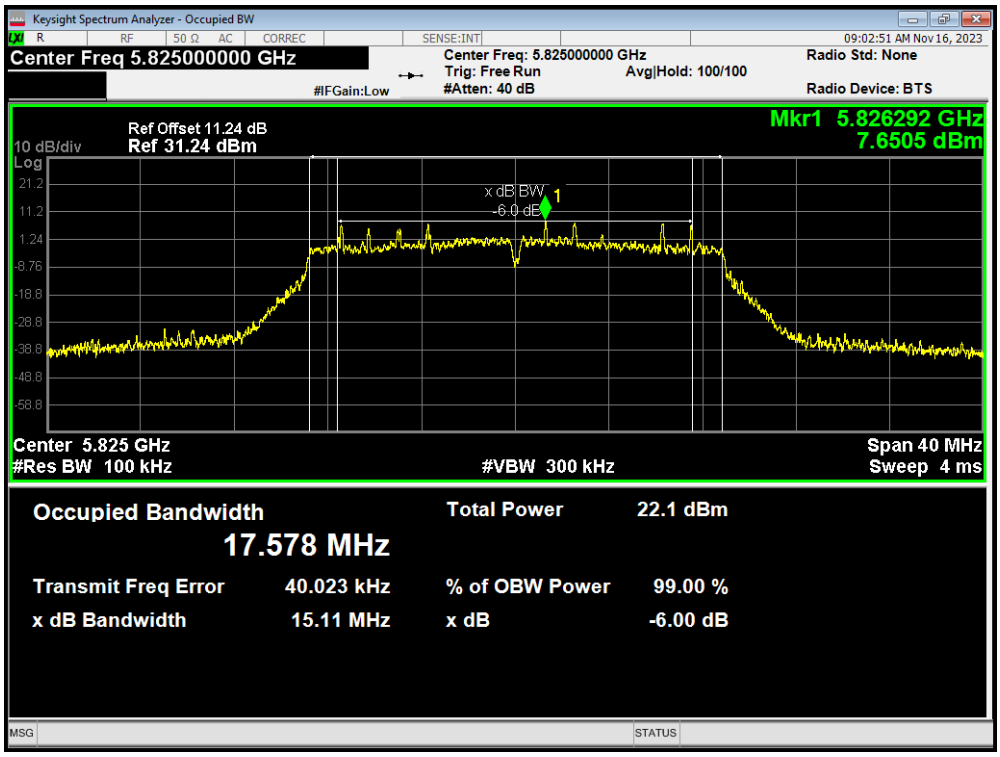

This report shall not be reproduced except in full, without the written approval of Eurofins TA Technology (Shanghai) Co., Ltd.

-6dB Bandwidth 802.11n(HT40) 5710MHz

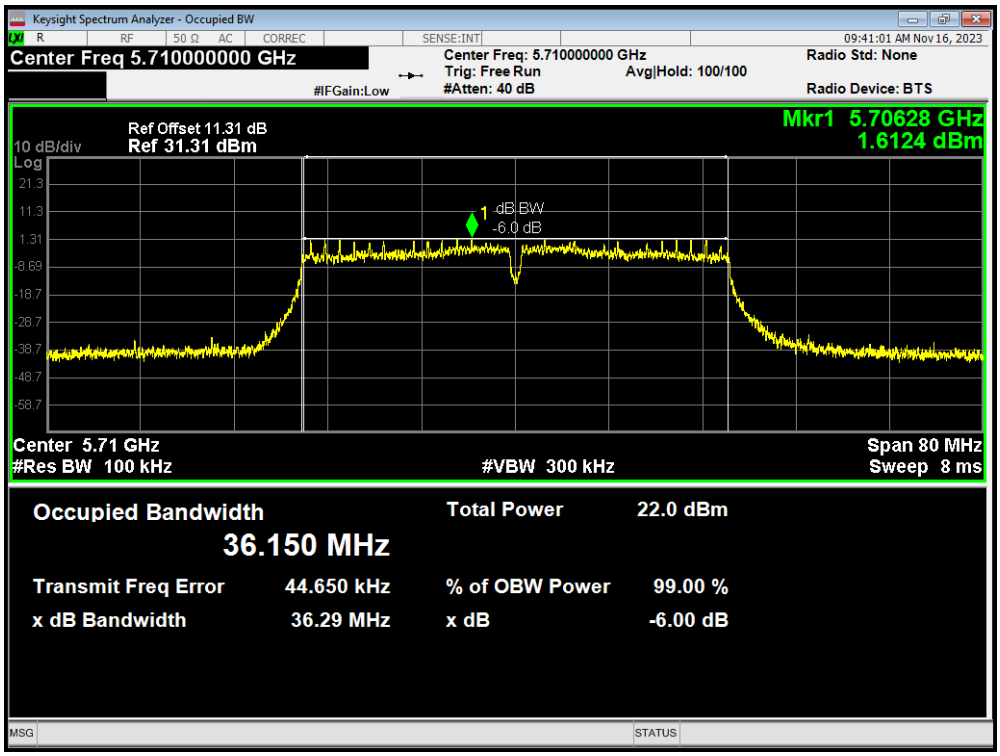

-6dB Bandwidth 802.11n(HT40) 5755MHz

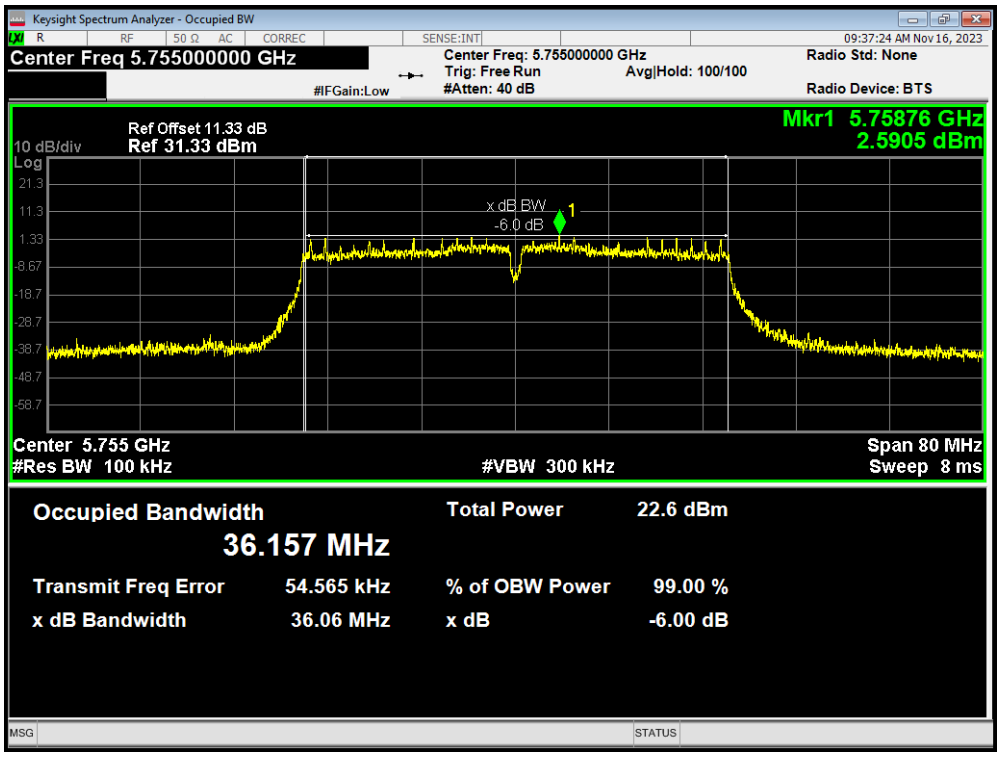

This report shall not be reproduced except in full, without the written approval of Eurofins TA Technology (Shanghai) Co., Ltd.

-6dB Bandwidth 802.11n(HT40) 5795MHz

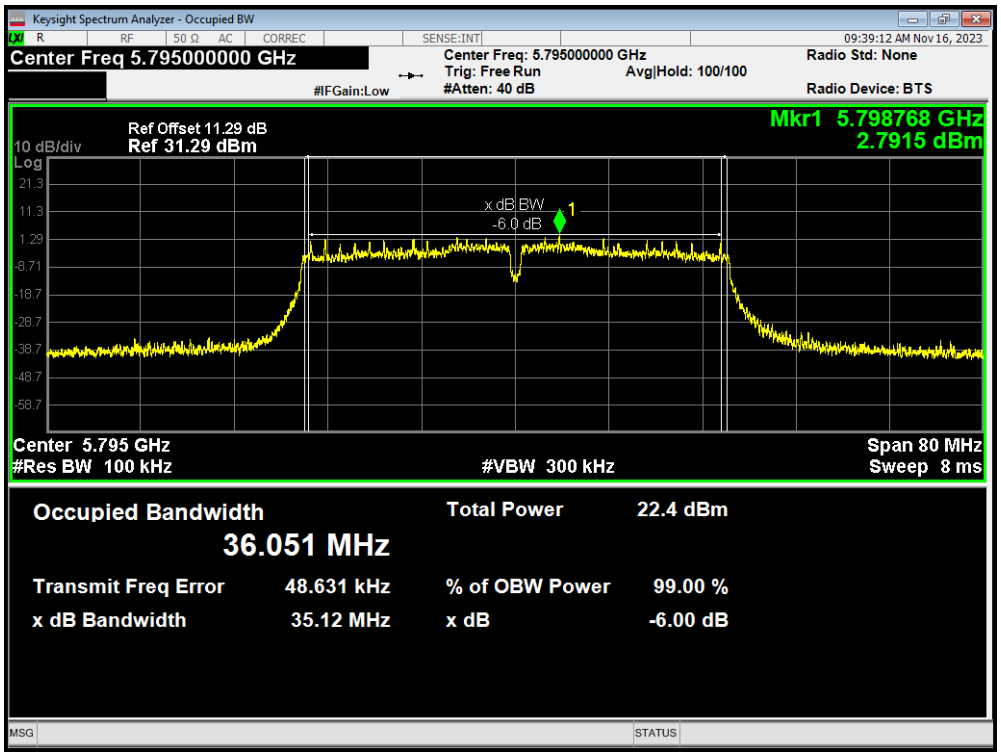

This report shall not be reproduced except in full, without the written approval of Eurofins TA Technology (Shanghai) Co., Ltd.

5.2. Average Power Output

Ambient condition

Temperature	Relative humidity	Pressure
23°C ~25°C	45%~50%	101.5kPa

Methods of Measurement

During the process of the testing, The EUT was connected to the average power meter through an external attenuator and a known loss cable. The EUT is max power transmission with proper modulation. We use Maximum average Conducted Output Power Level Method in KDB789033 for this test

The conducted Power is measured at each antenna port. The measured results at the various antenna ports are then summed mathematically.

Test Setup

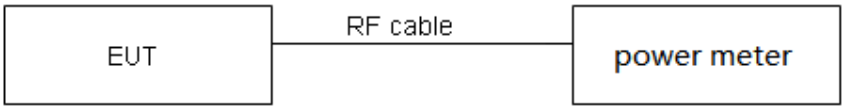

Limits

Rule FCC Part 15.407(a)(1) / FCC Part 15.407(a) (2) / FCC Part 15.407(a) (3)
(1) For the band 5.15-5.25 GHz.
(i) For an outdoor access point operating in the band 5.15-5.25 GHz, the maximum conducted output power over the frequency band of operation shall not exceed 1 W provided the maximum antenna gain does not exceed 6 dBi. In addition, the maximum power spectral density shall not exceed 17 dBm in any 1 megahertz band. If transmitting antennas of directional gain greater than 6 dBi are used, both the maximum conducted output power and the maximum power spectral density shall be reduced by the amount in dB that the directional gain of the antenna exceeds 6 dBi. The maximum e.i.r.p. at any elevation angle above 30 degrees as measured from the horizon must not exceed 125 mW (21 dBm).
(ii) For an indoor access point operating in the band 5.15-5.25 GHz, the maximum conducted output power over the frequency band of operation shall not exceed 1 W provided the maximum antenna gain does not exceed 6 dBi. In addition, the maximum power spectral density shall not exceed 17 dBm in any 1 megahertz band. If transmitting antennas of directional gain greater than 6 dBi are used, both the maximum conducted output power and the maximum power spectral density shall be reduced by the amount in dB that the directional gain of the antenna exceeds 6 dBi.
(iii) For fixed point-to-point access points operating in the band 5.15-5.25 GHz, the maximum conducted output power over the frequency band of operation shall not exceed 1 W. In addition, the maximum power spectral density shall not exceed 17 dBm in any 1 megahertz band. Fixed point-to-point U-NII devices may employ antennas with directional gain up to 23 dBi without any corresponding reduction in the maximum conducted output power or maximum power spectral density. For fixed point-to-point transmitters that employ a directional antenna gain greater than 23

This report shall not be reproduced except in full, without the written approval of Eurofins TA Technology (Shanghai) Co., Ltd.

dBi, a 1 dB reduction in maximum conducted output power and maximum power spectral density is required for each 1 dB of antenna gain in excess of 23 dBi. Fixed, point-to-point operations exclude the use of point-to-multipoint systems, omnidirectional applications, and multiple collocated transmitters transmitting the same information. The operator of the U-NII device, or if the equipment is professionally installed, the installer, is responsible for ensuring that systems employing high gain directional antennas are used exclusively for fixed, point-to-point operations.
(iv) For client devices in the 5.15-5.25 GHz band, the maximum conducted output power over the frequency band of operation shall not exceed 250 mW provided the maximum antenna gain does not exceed 6 dBi. In addition, the maximum power spectral density shall not exceed 11 dBm in any 1 megahertz band. If transmitting antennas of directional gain greater than 6 dBi are used, both the maximum conducted output power and the maximum power spectral density shall be reduced by the amount in dB that the directional gain of the antenna exceeds 6 dBi.
(2) For the 5.25-5.35 GHz and 5.47-5.725 GHz bands, the maximum conducted output power over the frequency bands of operation shall not exceed the lesser of 250 mW or 11 dBm + 10 log B, where B is the 26 dB emission bandwidth in megahertz. In addition, the maximum power spectral density shall not exceed 11 dBm in any 1 megahertz band. If transmitting antennas of directional gain greater than 6 dBi are used, both the maximum conducted output power and the maximum power spectral density shall be reduced by the amount in dB that the directional gain of the antenna exceeds 6 dBi.
(3)For the band 5.725-5.85 GHz, the maximum conducted output power over the frequency band of operation shall not exceed 1 W. In addition, the maximum power spectral density shall not exceed 30 dBm in any 500-kHz band. If transmitting antennas of directional gain greater than 6 dBi are used, both the maximum conducted output power and the maximum power spectral density shall be reduced by the amount in dB that the directional gain of the antenna exceeds 6 dBi.

Measurement Uncertainty

The assessed measurement uncertainty to ensure 95% confidence level for the normal distribution is with the coverage factor k = 2, U= 0.44 dB.

This report shall not be reproduced except in full, without the written approval of Eurofins TA Technology (Shanghai) Co., Ltd.

Test Results

Mode	Duty cycle	Duty cycle correction Factor (dB)
802.11a	0.935	0.29
802.11n HT20	0.931	0.31
802.11n HT40	0.870	0.60
802.11ac VHT20	0.931	0.31
802.11ac VHT40	0.870	0.60
802.11ac VHT80	0.769	1.14
802.11ax HE20	0.975	0.11
802.11ax HE40	0.951	0.22
802.11ax HE80	0.906	0.43
Note: when Duty cycle⩾0.98, Duty cycle correction Factor not required.		

SISO Power Index											
Channel	802.11a	802.11n HT20	802.11ac VHT20	802.11ax HE20	Channel	802.11n HT40	802.11ac VHT40	802.11ax HE40	Channel	802.11ac VHT80	802.11ax HE80
CH36	15	16	16	15	CH38	16	16	15	CH42	16	14
CH40	15	16	16	15	CH46	16	16	15	/	/	/
CH48	15	16	16	15	/	/	/	/	/	/	/
CH52	15	16	16	15	CH54	16	16	15	CH58	16	15
CH60	15	16	16	15	CH62	16	16	15	/	/	/
CH64	15	16	16	15	/	/	/	/	/	/	/
CH100	15	16	16	15	CH102	16	16	15	CH106	16	14
CH116	15	16	16	15	CH110	16	16	15	CH138	16	15
CH140	15	16	16	15	CH134	15	15	15	/	/	/
CH144	15	16	16	15	CH142	16	16	15	/	/	/
CH149	15	16	16	15	CH151	16	16	15	CH155	16	15
CH157	15	16	16	15	CH159	16	16	15	/	/	/
CH165	15	16	16	15	/	/	/	/	/	/	/

This report shall not be reproduced except in full, without the written approval of Eurofins TA Technology (Shanghai) Co., Ltd.

MIMO Power Index										
Channel	802.11n HT20	802.11ac VHT20	802.11ax HE20	Channel	802.11n HT40	802.11ac VHT40	802.11ax HE40	Channel	802.11ac VHT80	802.11ax HE80
CH36	16	16	15	CH38	16	16	15	CH42	16	14
CH40	16	16	15	CH46	16	16	15	/	/	/
CH48	16	16	15	/	/	/		/	/	/
CH52	16	16	15	CH54	16	16	15	CH58	16	15
CH60	16	16	15	CH62	16	16	15	/	/	/
CH64	16	16	15	/	/	/	/	/	/	/
CH100	16	16	15	CH102	16	16	15	CH106	16	14
CH116	16	16	15	CH110	16	16	15	/	/	/
CH140	16	16	15	CH134	16	15	15	CH138	16	15
CH144	16	16	15	CH142	16	16	15	/	/	/
CH149	16	16	15	CH151	16	16	15	CH155	16	15
CH157	16	16	15	CH159	16	16	15	/	/	/
CH165	16	16	15	/	/	/	/	/	/	/

This report shall not be reproduced except in full, without the written approval of Eurofins TA Technology (Shanghai) Co., Ltd.

Test Mode		Channel/ Frequency (MHz)	B=26 dB bandwidth (MHz)	Limit 11 dBm + 10 log B (dBm)	Final Limit (dBm)
U-NII-2A	802.11a	52/5260	20.97	24.22>24	24
		60/5300	21.33	24.29>24	24
		64/5320	21.39	24.30>24	24
	802.11nHT20	52/5260	21.21	24.26>24	24
		60/5300	21.55	24.33>24	24
		64/5320	21.43	24.31>24	24
	802.11nHT40	54/5270	40.90	27.12>24	24
		62/5310	40.28	27.05>24	24
	802.11acVHT20	52/5260	21.38	24.30>24	24
		60/5300	21.56	24.34>24	24
		64/5320	21.39	24.30>24	24
	802.11acVHT40	54/5270	40.50	27.07>24	24
		62/5310	40.35	27.06>24	24
	802.11acVHT80	58/5290	82.18	30.15>24	24
	802.11axHE20	52/5260	21.39	24.30>24	24
		60/5300	21.34	24.29>24	24
		64/5320	21.37	24.30>24	24
	802.11axHE40	54/5270	40.22	27.04>24	24
		62/5310	40.28	27.05>24	24
	802.11axHE80	58/5290	81.90	30.13>24	24
U-NII-2C	802.11a	100/5500	21.23	24.27>24	24
		116/5580	21.39	24.30>24	24
		140/5700	21.22	24.27>24	24
		144/5720	21.18	24.26>24	24
	802.11nHT20	100/5500	21.27	24.28>24	24
		116/5580	21.20	24.26>24	24
		140/5700	21.57	24.34>24	24
		144/5720	21.27	24.28>24	24
	802.11nHT40	102/5510	40.46	27.07>24	24
		110/5550	40.42	27.07>24	24
		134/5670	40.33	27.06>24	24
		142/5710	40.29	27.05>24	24
	802.11acVHT20	100/5500	21.30	24.28>24	24
		116/5580	21.37	24.30>24	24
		140/5700	21.28	24.28>24	24
		144/5720	21.58	24.34>24	24

This report shall not be reproduced except in full, without the written approval of Eurofins TA Technology (Shanghai) Co., Ltd.

	802.11acVHT40	102/5510	40.63	27.09>24	24
		110/5550	40.27	27.05>24	24
		134/5670	39.95	27.01>24	24
		142/5710	40.53	27.08>24	24
	802.11acVHT80	106/5530	81.67	30.12>24	24
		138/5690	81.85	30.13>24	24
	802.11axHE20	100/5500	21.53	24.33>24	24
		116/5580	21.51	24.33>24	24
		140/5700	21.31	24.29>24	24
		144/5720	21.75	24.37>24	24
	802.11axHE40	102/5510	40.01	27.02>24	24
		110/5550	40.23	27.05>24	24
		134/5670	40.29	27.05>24	24
		142/5710	40.09	27.03>24	24
	802.11axHE80	106/5530	81.79	30.13>24	24
		138/5690	81.81	30.13>24	24
Note:250mW=24dBm					

This report shall not be reproduced except in full, without the written approval of Eurofins TA Technology (Shanghai) Co., Ltd.

SISO Antenna1

U-NII-1

Test Mode	Channel/ Frequency (MHz)	Average Power Measured (dBm)	Average Power with duty factor (dBm)	Limit (dBm)	Conclusion
802.11a	36/5180	14.20	14.49	24	PASS
	40/5200	14.14	14.43	24	PASS
	48/5240	14.15	14.44	24	PASS
802.11n HT20	36/5180	15.11	15.42	24	PASS
	40/5200	15.15	15.46	24	PASS
	48/5240	15.13	15.44	24	PASS
802.11n HT40	38/5190	15.55	16.15	24	PASS
	46/5230	15.89	16.49	24	PASS
802.11ac VHT20	36/5180	15.10	15.41	24	PASS
	40/5200	15.19	15.50	24	PASS
	48/5240	15.26	15.57	24	PASS
802.11ac VHT40	38/5190	15.63	16.23	24	PASS
	46/5230	15.83	16.43	24	PASS
802.11ac VHT80	42/5210	14.67	15.81	24	PASS
802.11ax HE20	36/5180	14.56	14.67	24	PASS
	40/5200	14.57	14.68	24	PASS
	48/5240	14.68	14.79	24	PASS
802.11ax HE40	38/5190	14.84	15.06	24	PASS
	46/5230	15.02	15.24	24	PASS
802.11ax HE80	42/5210	13.35	13.78	24	PASS
Note: Average Power with duty factor = Average Power Measured +Duty cycle correction factor					

This report shall not be reproduced except in full, without the written approval of Eurofins TA Technology (Shanghai) Co., Ltd.

U-NII-2A

Test Mode	Channel/ Frequency (MHz)	Average Power Measured (dBm)	Average Power with duty factor (dBm)	Limit (dBm)	Conclusion
802.11a	52/5260	13.75	14.04	24	PASS
	60/5300	13.73	14.02	24	PASS
	64/5320	13.82	14.11	24	PASS
802.11n HT20	52/5260	14.72	15.03	24	PASS
	60/5300	14.56	14.87	24	PASS
	64/5320	14.67	14.98	24	PASS
802.11n HT40	54/5270	14.98	15.58	24	PASS
	62/5310	15.19	15.79	24	PASS
802.11ac VHT20	52/5260	14.69	15.00	24	PASS
	60/5300	14.72	15.03	24	PASS
	64/5320	14.67	14.98	24	PASS
802.11ac VHT40	54/5270	14.93	15.53	24	PASS
	62/5310	14.98	15.58	24	PASS
802.11ac VHT80	58/5290	14.42	15.56	24	PASS
802.11ax HE20	52/5260	14.37	14.48	24	PASS
	60/5300	14.34	14.45	24	PASS
	64/5320	14.40	14.51	24	PASS
802.11ax HE40	54/5270	14.41	14.63	24	PASS
	62/5310	14.45	14.67	24	PASS
802.11ax HE80	58/5290	14.06	14.49	24	PASS
Note: Average Power with duty factor = Average Power Measured +Duty cycle correction factor					

This report shall not be reproduced except in full, without the written approval of Eurofins TA Technology (Shanghai) Co., Ltd.

U-NII-2C

Test Mode	Channel/ Frequency (MHz)	Average Power Measured (dBm)	Average Power with duty factor (dBm)	Limit (dBm)	Conclusion
802.11a	100/5500	13.56	13.85	24	PASS
	116/5580	13.60	13.89	24	PASS
	140/5700	13.53	13.82	24	PASS
	144/5720	12.84	13.13	24	PASS
802.11n HT20	100/5500	14.47	14.78	24	PASS
	116/5580	14.60	14.91	24	PASS
	140/5700	14.59	14.90	24	PASS
	144/5720	13.70	14.01	24	PASS
802.11n HT40	102/5510	15.04	15.64	24	PASS
	110/5550	14.71	15.31	24	PASS
	134/5670	14.06	14.66	24	PASS
	142/5710	14.71	15.31	24	PASS
802.11ac VHT20	100/5500	14.64	14.95	24	PASS
	116/5580	14.57	14.88	24	PASS
	140/5700	14.60	14.91	24	PASS
	144/5720	13.73	14.04	24	PASS
802.11ac VHT40	102/5510	15.02	15.62	24	PASS
	110/5550	14.85	15.45	24	PASS
	134/5670	14.10	14.70	24	PASS
	142/5710	14.77	15.37	24	PASS
802.11ac VHT80	106/5530	14.35	15.49	24	PASS
	138/5690	14.23	15.37	24	PASS
802.11ax HE20	100/5500	14.41	14.52	24	PASS
	116/5580	14.37	14.48	24	PASS
	140/5700	14.52	14.63	24	PASS
	144/5720	13.48	13.59	24	PASS
802.11ax HE40	102/5510	14.55	14.77	24	PASS
	110/5550	14.16	14.38	24	PASS
	134/5670	14.32	14.54	24	PASS
	142/5710	14.08	14.30	24	PASS
802.11ax HE80	106/5530	12.96	13.39	24	PASS
	138/5690	13.97	14.40	24	PASS
Note: Average Power with duty factor = Average Power Measured +Duty cycle correction factor					

This report shall not be reproduced except in full, without the written approval of Eurofins TA Technology (Shanghai) Co., Ltd.

U-NII-3

Test Mode	Channel/ Frequency (MHz)	Average Power Measured (dBm)	Average Power with duty factor (dBm)	Limit (dBm)	Conclusion
802.11a	144/5720	5.41	5.70	30	PASS
	149/5745	14.17	14.46	30	PASS
	157/5785	14.10	14.39	30	PASS
	165/5825	13.80	14.09	30	PASS
802.11n HT20	144/5720	6.89	7.20	30	PASS
	149/5745	15.38	15.69	30	PASS
	157/5785	15.00	15.31	30	PASS
	165/5825	14.99	15.30	30	PASS
802.11n HT40	142/5710	2.79	3.39	30	PASS
	151/5755	15.16	15.76	30	PASS
	159/5795	15.06	15.66	30	PASS
802.11ac VHT20	144/5720	6.75	7.06	30	PASS
	149/5745	15.14	15.45	30	PASS
	157/5785	14.88	15.19	30	PASS
	165/5825	14.67	14.98	30	PASS
802.11ac VHT40	142/5710	3.36	3.96	30	PASS
	151/5755	15.18	15.78	30	PASS
	159/5795	15.09	15.69	30	PASS
802.11ac VHT80	138/5690	-0.45	0.69	30	PASS
	155/5775	14.45	15.59	30	PASS
802.11ax HE20	144/5720	7.54	7.65	30	PASS
	149/5745	14.59	14.70	30	PASS
	157/5785	14.42	14.53	30	PASS
	165/5825	14.26	14.37	30	PASS
802.11ax HE40	142/5710	3.66	3.88	30	PASS
	151/5755	14.68	14.90	30	PASS
	159/5795	14.51	14.73	30	PASS
802.11ax HE80	138/5690	0.21	0.64	30	PASS
	155/5775	14.15	14.58	30	PASS
Note: Average Power with duty factor = Average Power Measured +Duty cycle correction factor					

This report shall not be reproduced except in full, without the written approval of Eurofins TA Technology (Shanghai) Co., Ltd.

SISO Antenna2

U-NII-1

Test Mode	Channel/ Frequency (MHz)	Average Power Measured (dBm)	Average Power with duty factor (dBm)	Limit (dBm)	Conclusion
802.11a	36/5180	14.03	14.32	24	PASS
	40/5200	14.14	14.43	24	PASS
	48/5240	14.13	14.42	24	PASS
802.11n HT20	36/5180	15.08	15.39	24	PASS
	40/5200	15.10	15.41	24	PASS
	48/5240	15.10	15.41	24	PASS
802.11n HT40	38/5190	15.63	16.23	24	PASS
	46/5230	15.91	16.51	24	PASS
802.11ac VHT20	36/5180	15.20	15.51	24	PASS
	40/5200	15.23	15.54	24	PASS
	48/5240	15.27	15.58	24	PASS
802.11ac VHT40	38/5190	15.64	16.24	24	PASS
	46/5230	15.81	16.41	24	PASS
802.11ac VHT80	42/5210	14.71	15.85	24	PASS
802.11ax HE20	36/5180	14.68	14.79	24	PASS
	40/5200	14.67	14.78	24	PASS
	48/5240	14.71	14.82	24	PASS
802.11ax HE40	38/5190	15.00	15.22	24	PASS
	46/5230	15.24	15.46	24	PASS
802.11ax HE80	42/5210	13.38	13.81	24	PASS
Note: Average Power with duty factor = Average Power Measured +Duty cycle correction factor					

This report shall not be reproduced except in full, without the written approval of Eurofins TA Technology (Shanghai) Co., Ltd.

U-NII-2A

Test Mode	Channel/ Frequency (MHz)	Average Power Measured (dBm)	Average Power with duty factor (dBm)	Limit (dBm)	Conclusion
802.11a	52/5260	14.26	14.55	24	PASS
	60/5300	14.16	14.45	24	PASS
	64/5320	14.32	14.61	24	PASS
802.11n HT20	52/5260	15.60	15.91	24	PASS
	60/5300	15.47	15.78	24	PASS
	64/5320	15.48	15.79	24	PASS
802.11n HT40	54/5270	15.56	16.16	24	PASS
	62/5310	15.73	16.33	24	PASS
802.11ac VHT20	52/5260	15.45	15.76	24	PASS
	60/5300	15.47	15.78	24	PASS
	64/5320	15.49	15.80	24	PASS
802.11ac VHT40	54/5270	15.72	16.32	24	PASS
	62/5310	15.68	16.28	24	PASS
802.11ac VHT80	58/5290	14.79	15.93	24	PASS
802.11ax HE20	52/5260	14.70	14.81	24	PASS
	60/5300	14.64	14.75	24	PASS
	64/5320	14.72	14.83	24	PASS
802.11ax HE40	54/5270	14.99	15.21	24	PASS
	62/5310	15.05	15.27	24	PASS
802.11ax HE80	58/5290	14.53	14.96	24	PASS
Note: Average Power with duty factor = Average Power Measured +Duty cycle correction factor					

This report shall not be reproduced except in full, without the written approval of Eurofins TA Technology (Shanghai) Co., Ltd.

U-NII-2C

Test Mode	Channel/ Frequency (MHz)	Average Power Measured (dBm)	Average Power with duty factor (dBm)	Limit (dBm)	Conclusion
802.11a	100/5500	13.81	14.10	24	PASS
	116/5580	13.72	14.01	24	PASS
	140/5700	13.79	14.08	24	PASS
	144/5720	12.85	13.14	24	PASS
802.11n HT20	100/5500	14.95	15.26	24	PASS
	116/5580	14.87	15.18	24	PASS
	140/5700	14.87	15.18	24	PASS
	144/5720	14.05	14.36	24	PASS
802.11n HT40	102/5510	15.42	16.02	24	PASS
	110/5550	15.15	15.75	24	PASS
	134/5670	14.35	14.95	24	PASS
	142/5710	14.86	15.46	24	PASS
802.11ac VHT20	100/5500	14.98	15.29	24	PASS
	116/5580	14.97	15.28	24	PASS
	140/5700	14.82	15.13	24	PASS
	144/5720	14.05	14.36	24	PASS
802.11ac VHT40	102/5510	15.41	16.01	24	PASS
	110/5550	15.12	15.72	24	PASS
	134/5670	15.32	15.92	24	PASS
	142/5710	14.96	15.56	24	PASS
802.11ac VHT80	106/5530	14.34	15.48	24	PASS
	138/5690	14.21	15.35	24	PASS
802.11ax HE20	100/5500	14.33	14.44	24	PASS
	116/5580	14.22	14.33	24	PASS
	140/5700	14.31	14.42	24	PASS
	144/5720	13.28	13.39	24	PASS
802.11ax HE40	102/5510	14.74	14.96	24	PASS
	110/5550	14.48	14.70	24	PASS
	134/5670	14.65	14.87	24	PASS
	142/5710	14.21	14.43	24	PASS
802.11ax HE80	106/5530	12.98	13.41	24	PASS
	138/5690	13.88	14.31	24	PASS
Note: Average Power with duty factor = Average Power Measured +Duty cycle correction factor					

This report shall not be reproduced except in full, without the written approval of Eurofins TA Technology (Shanghai) Co., Ltd.

U-NII-3

Test Mode	Channel/ Frequency (MHz)	Average Power Measured (dBm)	Average Power with duty factor (dBm)	Limit (dBm)	Conclusion
802.11a	144/5720	5.68	5.97	30	PASS
	149/5745	14.26	14.55	30	PASS
	157/5785	14.21	14.50	30	PASS
	165/5825	14.27	14.56	30	PASS
802.11n HT20	144/5720	7.31	7.62	30	PASS
	149/5745	15.50	15.81	30	PASS
	157/5785	15.29	15.60	30	PASS
	165/5825	15.19	15.50	30	PASS
802.11n HT40	142/5710	3.47	4.07	30	PASS
	151/5755	15.67	16.27	30	PASS
	159/5795	15.60	16.20	30	PASS
802.11ac VHT20	144/5720	7.22	7.53	30	PASS
	149/5745	15.41	15.72	30	PASS
	157/5785	15.40	15.71	30	PASS
	165/5825	15.26	15.57	30	PASS
802.11ac VHT40	142/5710	3.52	4.12	30	PASS
	151/5755	15.67	16.27	30	PASS
	159/5795	15.60	16.20	30	PASS
802.11ac VHT80	138/5690	0.01	1.15	30	PASS
	155/5775	14.70	15.84	30	PASS
802.11ax HE20	144/5720	7.54	7.65	30	PASS
	149/5745	14.92	15.03	30	PASS
	157/5785	14.71	14.82	30	PASS
	165/5825	14.66	14.77	30	PASS
802.11ax HE40	142/5710	4.20	4.42	30	PASS
	151/5755	14.96	15.18	30	PASS
	159/5795	14.92	15.14	30	PASS
802.11ax HE80	138/5690	0.47	0.90	30	PASS
	155/5775	14.33	14.76	30	PASS
Note: Average Power with duty factor = Average Power Measured +Duty cycle correction factor					

This report shall not be reproduced except in full, without the written approval of Eurofins TA Technology (Shanghai) Co., Ltd.

MIMO

U-NII-1

Test Mode	Channel/ Frequency (MHz)	MIMO Antenna 1		MIMO Antenna 2		Total Power (dBm)	Limit (dBm)	Conclusion
		Average Power Measured (dBm)	Average Power with duty factor (dBm)	Average Power Measured (dBm)	Average Power with duty factor (dBm)			
802.11n HT20	36/5180	15.50	15.81	15.15	15.46	18.65	24	PASS
	40/5200	15.46	15.77	15.41	15.72	18.75	24	PASS
	48/5240	15.12	15.43	15.87	16.18	18.84	24	PASS
802.11n HT40	38/5190	15.39	15.99	15.61	16.21	19.11	24	PASS
	46/5230	14.87	15.47	15.78	16.38	18.96	24	PASS
802.11ac VHT20	36/5180	15.27	15.58	14.99	15.30	18.45	24	PASS
	40/5200	15.30	15.61	15.20	15.51	18.57	24	PASS
	48/5240	14.99	15.30	15.35	15.66	18.49	24	PASS
802.11ac VHT40	38/5190	15.42	16.02	15.49	16.09	19.07	24	PASS
	46/5230	14.86	15.46	15.65	16.25	18.88	24	PASS
802.11ac VHT80	42/5210	14.37	15.51	14.43	15.57	18.55	24	PASS
802.11ax HE20	36/5180	14.57	14.68	14.64	14.75	17.72	24	PASS
	40/5200	14.75	14.86	14.77	14.88	17.88	24	PASS
	48/5240	15.57	15.68	14.95	15.06	18.39	24	PASS
802.11ax HE40	38/5190	14.87	15.09	14.96	15.18	18.14	24	PASS
	46/5230	15.25	15.47	15.09	15.31	18.40	24	PASS
802.11ax HE80	42/5210	14.29	14.72	14.26	14.69	17.71	24	PASS

Note: 1. For Total Power, according to KDB 662911 D01 Multiple Transmitter Output v02r01 1),

The Total Power $=10\log(10^{(\text{Power antenna1 in dBm/10})}+10^{(\text{Power antenna2 in dBm/10})})$.

2. According to KDB 662911 D01 Multiple Transmitter Output v02r01 F)2)f)(i): If all antennas have the same gain,

Directional gain = G_{ANT} + Array Gain,

For power measurements on IEEE 802.11 devices,

Array Gain = 0 dB (i.e., no array gain) for $N_{ANT} \leq 4$;

Array Gain = 0 dB (i.e., no array gain) for channel widths ≥ 40 MHz for any N_{ANT};

Array Gain = $5 \log(N_{ANT}/N_{SS})$ dB or 3 dB, whichever is less, for 20-MHz channel widths with $N_{ANT} \geq 5$.

So directional gain = G_{ANT} + Array Gain =-0.9+0=-0.9 dBi<6dBi. So the power limit is 24dBm.

This report shall not be reproduced except in full, without the written approval of Eurofins TA Technology (Shanghai) Co., Ltd.

U-NII-2A

Test Mode	Channel/ Frequency (MHz)	MIMO Antenna 1		MIMO Antenna 2		Total Power (dBm)	Limit (dBm)	Conclusion
		Average Power Measured (dBm)	Average Power with duty factor (dBm)	Average Power Measured (dBm)	Average Power with duty factor (dBm)			
802.11n HT20	52/5260	14.46	14.77	15.49	15.80	18.33	24	PASS
	60/5300	14.94	15.25	15.57	15.88	18.59	24	PASS
	64/5320	14.92	15.23	15.59	15.90	18.59	24	PASS
802.11n HT40	54/5270	14.97	15.57	15.25	15.85	18.73	24	PASS
	62/5310	14.96	15.56	15.38	15.98	18.78	24	PASS
802.11ac VHT20	52/5260	14.60	14.91	15.45	15.76	18.37	24	PASS
	60/5300	14.56	14.87	15.51	15.82	18.38	24	PASS
	64/5320	14.75	15.06	15.53	15.84	18.48	24	PASS
802.11ac VHT40	54/5270	14.84	15.44	15.23	15.83	18.65	24	PASS
	62/5310	14.86	15.46	15.32	15.92	18.71	24	PASS
802.11ac VHT80	58/5290	14.02	15.16	14.53	15.67	18.43	24	PASS
802.11ax HE20	52/5260	14.80	14.91	14.71	14.82	17.88	24	PASS
	60/5300	14.36	14.47	14.82	14.93	17.72	24	PASS
	64/5320	14.41	14.52	14.86	14.97	17.76	24	PASS
802.11ax HE40	54/5270	14.54	14.76	14.93	15.15	17.97	24	PASS
	62/5310	14.41	14.63	15.00	15.22	17.95	24	PASS
802.11ax HE80	58/5290	14.08	14.51	14.35	14.78	17.65	24	PASS

Note: 1. For Total Power, according to KDB 662911 D01 Multiple Transmitter Output v02r01 1),

The Total Power $=10\log(10^{(\text{Power antenna1 in dBm}/10)}+10^{(\text{Power antenna2 in dBm}/10)})$.

2. The manufacturer declared the transmitter output signals is CDD mode And N_{ss}=2. According to KDB 662911 D01 Multiple Transmitter Output v02r01 F)2)f)(i): If all antennas have the same gain, Directional gain = G_{ANT} + Array Gain,

For power measurements on IEEE 802.11 devices,

Array Gain = 0 dB (i.e., no array gain) for $N_{ANT} \leq 4$;

Array Gain = 0 dB (i.e., no array gain) for channel widths ≥ 40 MHz for any N_{ANT};

Array Gain = $5\log(N_{ANT}/N_{SS})$ dB or 3 dB, whichever is less, for 20-MHz channel widths with $N_{ANT} \geq 5$.

So directional gain = G_{ANT} + Array Gain =-1.4+0=-1.4 dBi<6dBi. So the power limit is 24dBm.

This report shall not be reproduced except in full, without the written approval of Eurofins TA Technology (Shanghai) Co., Ltd.

U-NII-2C

Test Mode	Channel/ Frequency (MHz)	MIMO Antenna 1		MIMO Antenna 2		Total Power (dBm)	Limit (dBm)	Conclusion
		Average Power Measured (dBm)	Average Power with duty factor (dBm)	Average Power Measured (dBm)	Average Power with duty factor (dBm)			
802.11n HT20	100/5500	14.71	15.02	14.95	15.26	18.15	24	PASS
	116/5580	14.51	14.82	15.06	15.37	18.12	24	PASS
	140/5700	14.71	15.02	15.12	15.43	18.24	24	PASS
	144/5720	14.08	14.39	13.66	13.97	17.20	24	PASS
802.11n HT40	102/5510	14.58	15.18	13.95	14.55	17.89	24	PASS
	110/5550	14.29	14.89	14.08	14.68	17.80	24	PASS
	134/5670	13.62	14.22	13.33	13.93	17.09	24	PASS
	142/5710	14.16	14.76	13.96	14.56	17.67	24	PASS
802.11ac VHT20	100/5500	14.47	14.78	13.88	14.19	17.50	24	PASS
	116/5580	14.30	14.61	14.20	14.51	17.57	24	PASS
	140/5700	14.17	14.48	14.25	14.56	17.53	24	PASS
	144/5720	13.46	13.77	13.45	13.76	16.77	24	PASS
802.11ac VHT40	102/5510	14.32	14.92	14.93	15.53	18.24	24	PASS
	110/5550	14.19	14.79	14.07	14.67	17.74	24	PASS
	134/5670	13.66	14.26	13.36	13.96	17.12	24	PASS
	142/5710	14.12	14.72	13.92	14.52	17.64	24	PASS
802.11ac VHT80	106/5530	13.61	14.75	13.00	14.14	17.47	24	PASS
	138/5690	14.27	14.85	13.07	14.21	17.55	24	PASS
802.11ax HE20	100/5500	14.08	14.38	13.39	13.50	16.97	24	PASS
	116/5580	14.60	14.19	13.71	13.82	17.02	24	PASS
	140/5700	13.28	14.71	13.81	13.92	17.34	24	PASS
	144/5720	14.26	13.39	12.75	12.86	16.14	24	PASS
802.11ax HE40	102/5510	13.98	14.48	13.72	13.94	17.23	24	PASS
	110/5550	14.33	14.20	13.73	13.95	17.09	24	PASS
	134/5670	13.67	14.55	13.96	14.18	17.38	24	PASS
	142/5710	12.71	13.89	13.56	13.78	16.85	24	PASS
802.11ax HE80	106/5530	13.72	13.14	12.01	12.44	15.81	24	PASS
	138/5690	14.51	14.15	13.13	13.56	16.88	24	PASS

Note: 1. For Total Power, according to KDB 662911 D01 Multiple Transmitter Output v02r01 1),

The Total Power $=10\log(10^{(\text{Power antenna1 in dBm/10})}+10^{(\text{Power antenna2 in dBm/10})})$.

2. The manufacturer declared the transmitter output signals is CDD mode And N_{ss}=2. According to KDB 662911 D01 Multiple Transmitter Output v02r01 F)2)f)(i): If all antennas have the same gain, Directional gain = G_{ANT} + Array Gain,

For power measurements on IEEE 802.11 devices,

Array Gain = 0 dB (i.e., no array gain) for $N_{ANT} \leq 4$;

Array Gain = 0 dB (i.e., no array gain) for channel widths ≥ 40 MHz for any N_{ANT};

Array Gain = $5\log(N_{ANT}/N_{SS})$ dB or 3 dB, whichever is less, for 20-MHz channel widths with $N_{ANT} \geq 5$.

So directional gain = G_{ANT} + Array Gain =-0.3+0=-0.3 dBi<6dBi. So the power limit is 24dBm.

This report shall not be reproduced except in full, without the written approval of Eurofins TA Technology (Shanghai) Co., Ltd.

U-NII-3

Test Mode	Channel/ Frequency (MHz)	MIMO Antenna 1		MIMO Antenna 2		Total Power (dBm)	Limit (dBm)	Conclusion
		Average Power Measured (dBm)	Average Power with duty factor (dBm)	Average Power Measured (dBm)	Average Power with duty factor (dBm)			
802.11n HT20	144/5720	7.19	7.50	6.86	7.17	10.34	30	PASS
	149/5745	15.20	15.51	15.00	15.31	18.42	30	PASS
	157/5785	15.13	15.44	15.13	15.44	18.45	30	PASS
	165/5825	14.85	15.16	15.04	15.35	18.27	30	PASS
802.11n HT40	142/5710	3.07	3.67	2.71	3.31	6.50	30	PASS
	151/5755	14.71	15.31	15.47	16.07	18.72	30	PASS
	159/5795	14.81	15.41	14.80	15.40	18.41	30	PASS
802.11ac VHT20	144/5720	6.80	7.11	6.41	6.72	9.93	30	PASS
	149/5745	15.20	15.51	14.68	14.99	18.27	30	PASS
	157/5785	14.95	15.26	14.99	15.30	18.29	30	PASS
	165/5825	14.79	15.10	14.79	15.10	18.11	30	PASS
802.11ac VHT40	142/5710	2.89	3.49	2.36	2.96	6.24	30	PASS
	151/5755	14.87	15.47	14.73	15.33	18.41	30	PASS
	159/5795	14.85	15.45	14.92	15.52	18.50	30	PASS
802.11ac VHT80	138/5690	0.17	1.31	-0.84	0.30	3.84	30	PASS
	155/5775	14.08	15.22	13.76	14.90	18.07	30	PASS
802.11ax HE20	144/5720	7.57	7.68	6.75	6.86	10.30	30	PASS
	149/5745	14.62	14.73	14.26	14.37	17.56	30	PASS
	157/5785	14.47	14.58	14.49	14.60	17.60	30	PASS
	165/5825	14.23	14.34	14.40	14.51	17.43	30	PASS
802.11ax HE40	142/5710	3.74	3.96	3.40	3.51	6.75	30	PASS
	151/5755	14.71	14.93	14.35	14.57	17.76	30	PASS
	159/5795	14.47	14.69	14.43	14.65	17.68	30	PASS
802.11ax HE80	138/5690	0.91	1.34	0.19	0.62	4.00	30	PASS
	155/5775	14.12	14.55	13.76	14.19	17.39	30	PASS

Note: 1. For Total Power, according to KDB 662911 D01 Multiple Transmitter Output v02r01 1),

The Total Power $=10\log(10^{(\text{Power antenna1 in dBm}/10)}+10^{(\text{Power antenna2 in dBm}/10)})$.

2. The manufacturer declared the transmitter output signals is CDD mode And N_{ss}=2. According to KDB 662911 D01 Multiple Transmitter Output v02r01 F)2)f)(i): If all antennas have the same gain, Directional gain = G_{ANT} + Array Gain,

For power measurements on IEEE 802.11 devices,

Array Gain = 0 dB (i.e., no array gain) for $N_{ANT} \leq 4$;

Array Gain = 0 dB (i.e., no array gain) for channel widths ≥ 40 MHz for any N_{ANT};

Array Gain = $5\log(N_{ANT}/N_{SS})$ dB or 3 dB, whichever is less, for 20-MHz channel widths with $N_{ANT} \geq 5$.

So directional gain = G_{ANT} + Array Gain =0.4+0=0.4 dBi<6dBi. So the power limit is 30dBm.

This report shall not be reproduced except in full, without the written approval of Eurofins TA Technology (Shanghai) Co., Ltd.

5.3. Frequency Stability

Ambient condition

Temperature	Relative humidity	Pressure
23°C ~25°C	45%~50%	101.5kPa

Method of Measurement

1. Frequency stability with respect to ambient temperature

a) Supply the EUT with a nominal ac voltage or install a new or fully charged battery in the EUT. If possible, a dummy load shall be connected to the EUT because an antenna near the metallic walls of an environmental test chamber could affect the output frequency of the EUT. If the EUT is equipped with a permanently attached, adjustable-length antenna, then the EUT shall be placed in the center of the chamber with the antenna adjusted to the shortest length possible. Turn ON the EUT and tune it to one of the number of frequencies shown in 5.6.

b) Couple the unlicensed wireless device output to the measuring instrument by connecting an antenna to the measuring instrument with a suitable length of coaxial cable and placing the measuring antenna near the EUT (e.g., 15 cm away), or by connecting a dummy load to the measuring instrument, through an attenuator if necessary.

c) Adjust the location of the measurement antenna and the controls on the measurement instrument to obtain a suitable signal level (i.e., a level that will not overload the measurement instrument but is strong enough to allow measurement of the operating or fundamental frequency of the EUT).

d) Turn the EUT OFF and place it inside the environmental temperature chamber. For devices that have oscillator heaters, energize only the heater circuit.

e) Set the temperature control on the chamber to the highest specified in the regulatory requirements for the type of device and allow the oscillator heater and the chamber temperature to stabilize.

f) While maintaining a constant temperature inside the environmental chamber, turn the EUT ON and record the operating frequency at startup, and at 2 minutes, 5 minutes, and 10 minutes after the EUT is energized. Four measurements in total are made.

g) Measure the frequency at each of frequencies specified in 5.6.

h) Switch OFF the EUT but do not switch OFF the oscillator heater.

i) Lower the chamber temperature by not more that 10°C, and allow the temperature inside the chamber to stabilize.

j) Repeat step f) through step i) down to the lowest specified temperature.

2. Frequency stability when varying supply voltage

Unless otherwise specified, these tests shall be made at ambient room temperature (+15°C to +25 °C). An antenna shall be connected to the antenna output terminals of the EUT if possible. If the EUT is equipped with or uses an adjustable-length antenna, then it shall be fully extended.

a) Supply the EUT with nominal voltage or install a new or fully charged battery in the EUT. Turn ON the EUT and couple its output to a frequency counter or other frequency-measuring instrument.

This report shall not be reproduced except in full, without the written approval of Eurofins TA Technology (Shanghai) Co., Ltd.

b) Tune the EUT to one of the number of frequencies required in 5.6. Adjust the location of the measurement antenna and the controls on the measurement instrument to obtain a suitable signal level (i.e., a level that will not overload the measurement instrument but is strong enough to allow measurement of the operating or fundamental frequency of the EUT).
c) Measure the frequency at each of the frequencies specified in 5.6.
d) Repeat the above procedure at 85% and 115% of the nominal supply voltage.

Limit

Manufacturers of U-NII devices are responsible for ensuring frequency stability such that an emission is maintained within the band of operation under all conditions of normal operation as specified in the users manual.

Measurement Uncertainty

The assessed measurement uncertainty to ensure 95% confidence level for the normal distribution is with the coverage factor k = 2, U= 936Hz

This report shall not be reproduced except in full, without the written approval of Eurofins TA Technology (Shanghai) Co., Ltd.

Test Results

Voltage (V)	Temperature (°C)	U-NII-1 Test Results			
		5200MHz			
		1min	2min	5min	10min
3.3	-30	5200.003635	5200.001286	5199.991448	5199.986219
3.3	-20	5200.008441	5199.994509	5199.989961	5199.985478
3.3	-10	5200.007607	5199.985217	5199.985472	5199.978574
3.3	0	5200.003692	5199.980335	5199.980173	5199.972130
3.3	10	5199.997832	5199.971637	5199.975849	5199.966274
3.3	20	5199.995302	5199.961724	5199.971372	5199.959669
3.3	30	5199.992121	5199.953683	5199.966093	5199.959451
3.3	40	5199.983025	5199.944982	5199.965800	5199.952774
3.3	50	5199.982049	5199.944281	5199.960834	5199.949353
3	25	5199.973818	5199.943659	5199.951999	5199.940459
3.8	25	5199.965009	5199.935900	5199.943913	5199.936171
Max. ΔMHz		-0.034991	-0.064100	-0.056087	-0.063829
PPM		-6.729038	-12.326923	-10.785962	-12.274808

Voltage (V)	Temperature (°C)	U-NII-2A Test Results			
		5300MHz			
		1min	2min	5min	10min
3.3	-30	5299.995260	5299.991481	5299.986431	5299.984567
3.3	-20	5299.988832	5299.990062	5299.977927	5299.983609
3.3	-10	5299.985191	5299.987233	5299.976652	5299.977124
3.3	0	5299.985191	5299.982619	5299.971353	5299.968554
3.3	10	5299.981092	5299.980988	5299.967853	5299.963416
3.3	20	5299.977053	5299.977263	5299.961965	5299.958832
3.3	30	5299.968182	5299.968533	5299.953712	5299.950452
3.3	40	5299.964105	5299.962535	5299.944209	5299.942849
3.3	50	5299.956824	5299.954456	5299.941720	5299.941135
3	25	5299.954318	5299.952812	5299.934439	5299.940002
3.8	25	5299.947450	5299.943753	5299.929792	5299.932884
Max. ΔMHz		-0.052550	-0.056247	-0.070208	-0.067116
PPM		-9.915094	-10.612642	-13.246792	-12.663396

This report shall not be reproduced except in full, without the written approval of Eurofins TA Technology (Shanghai) Co., Ltd.

Voltage (V)	Temperature (°C)	U-NII-2C Test Results			
		5580MHz			
		1min	2min	5min	10min
3.3	-30	5579.992097	5579.984868	5579.984203	5579.974643
3.3	-20	5579.986926	5579.977098	5579.979743	5579.972230
3.3	-10	5579.983850	5579.976977	5579.979698	5579.966639
3.3	0	5579.976641	5579.973983	5579.972364	5579.960384
3.3	10	5579.971805	5579.966384	5579.963556	5579.950700
3.3	20	5579.969399	5579.959203	5579.960058	5579.948306
3.3	30	5579.964629	5579.950533	5579.955078	5579.946100
3.3	40	5579.963657	5579.948318	5579.947173	5579.945752
3.3	50	5579.954063	5579.946620	5579.939220	5579.939856
3	25	5579.949152	5579.942250	5579.932398	5579.931786
3.8	25	5579.942083	5579.939906	5579.928100	5579.927489
Max. ΔMHz		-0.057917	-0.060094	-0.071900	-0.072511
PPM		-10.379391	-10.769534	-12.885305	-12.994803

Voltage (V)	Temperature (°C)	U-NII-3 Test Results			
		5785MHz			
		1min	2min	5min	10min
3.3	-30	5785.001236	5784.997048	5784.995607	5784.994767
3.3	-20	5784.996825	5784.996690	5784.989469	5784.989795
3.3	-10	5784.989386	5784.995966	5784.989036	5784.980081
3.3	0	5784.983890	5784.995629	5784.980902	5784.972109
3.3	10	5784.976118	5784.994213	5784.977502	5784.967500
3.3	20	5784.968587	5784.989620	5784.975552	5784.965360
3.3	30	5784.963121	5784.987333	5784.970196	5784.961152
3.3	40	5784.953398	5784.978494	5784.962202	5784.957084
3.3	50	5784.951033	5784.978332	5784.956617	5784.954676
3	25	5784.943572	5784.975488	5784.947412	5784.951471
3.8	25	5784.937833	5784.968542	5784.942178	5784.948168
Max. ΔMHz		-0.062167	-0.031458	-0.057822	-0.051832
PPM		-10.746240	-5.437857	-9.995160	-8.959723

This report shall not be reproduced except in full, without the written approval of Eurofins TA Technology (Shanghai) Co., Ltd.

5.4. Power Spectral Density

Ambient condition

Temperature	Relative humidity	Pressure
23°C ~25°C	45%~50%	101.5kPa

Method of Measurement

The EUT was connected to the spectrum analyzer through an external attenuator (20dB) and a known loss cable.

Set RBW = 1MHz, VBW =3MHz for the band 5.150-5.250GHz, 5.250-5.350GHz, 5.470-5.725GHz.
Set RBW = 470kHz, VBW =1.5MHz for the band 5.725-5.850GHz

The conducted PSD is measured at each antenna port. The measured results at the various antenna ports are then summed mathematically.

Test setup

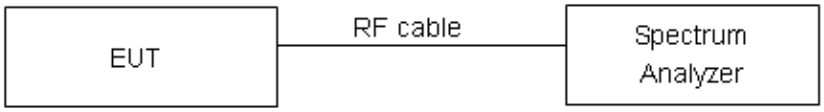

Limits

Rule FCC Part 15.407(a)(1)/ FCC Part 15.407(a)(2) / FCC Part 15.407(a)(3)
For an indoor access point operating in the band 5.15-5.25 GHz, the maximum power spectral density shall not exceed 17 dBm in any 1 megahertz band. If transmitting antennas of directional gain greater than 6 dBi are used, both the maximum conducted output power and the maximum power spectral density shall be reduced by the amount in dB that the directional gain of the antenna exceeds 6 dBi.
For client devices in the 5.15-5.25 GHz band, the maximum conducted output power over the frequency band of operation shall not exceed 250 mW provided the maximum antenna gain does not exceed 6 dBi. In addition, the maximum power spectral density shall not exceed 11 dBm in any 1 megahertz band. If transmitting antennas of directional gain greater than 6 dBi are used, both the maximum conducted output power and the maximum power spectral density shall be reduced by the amount in dB that the directional gain of the antenna exceeds 6 dBi.

For the 5.25-5.35 GHz and 5.47-5.725 GHz bands, the maximum power spectral density shall not exceed 11 dBm in any 1 megahertz band. If transmitting antennas of directional gain greater than 6 dBi are used, both the maximum conducted output power and the maximum power spectral density shall be reduced by the amount in dB that the directional gain of the antenna exceeds 6 dBi.

For the band 5.725-5.85 GHz, the maximum power spectral density shall not exceed 30 dBm in any 500kHz band. If transmittingantennas of directional gain greater than 6 dBi are used, both the maximum conducted output power and the maximum power spectral density shall be reduced by the

This report shall not be reproduced except in full, without the written approval of Eurofins TA Technology (Shanghai) Co., Ltd.

amount in dB that the directional gain of the antenna exceeds 6 dBi.

Frequency Bands/GHz	Limits
5.15-5.25	11dBm/MHz
5.25-5.35 and 5.47-5.725	11dBm/MHz
5.725-5.85	30dBm/500kHz

Measurement Uncertainty

The assessed measurement uncertainty to ensure 95% confidence level for the normal distribution is with the coverage factor k = 2, U= 0.75dB.

This report shall not be reproduced except in full, without the written approval of Eurofins TA Technology (Shanghai) Co., Ltd.

Test Results:

SISO Antenna1

U-NII-1

Mode	Channel/ Frequency (MHz)	Read Value (dBm /MHz)	Power Spectral Density (dBm /MHz)	Limit (dBm /MHz)	Conclusion
802.11a	36/5180	4.75	5.04	11	PASS
	40/5200	4.95	5.24	11	PASS
	48/5240	4.86	5.15	11	PASS
802.11n HT20	36/5180	5.57	5.88	11	PASS
	40/5200	5.81	6.12	11	PASS
	48/5240	5.55	5.86	11	PASS
802.11n HT40	38/5190	3.35	3.95	11	PASS
	46/5230	3.72	4.32	11	PASS
802.11ac VHT20	36/5180	5.17	5.48	11	PASS
	40/5200	5.78	6.09	11	PASS
	48/5240	5.46	5.77	11	PASS
802.11ac VHT40	38/5190	3.43	4.03	11	PASS
	46/5230	3.31	3.91	11	PASS
802.11ac VHT80	42/5210	-0.33	0.81	11	PASS
802.11ax HE20	36/5180	4.09	4.20	11	PASS
	40/5200	4.44	4.55	11	PASS
	48/5240	4.26	4.37	11	PASS
802.11ax HE40	38/5190	2.38	2.60	11	PASS
	46/5230	2.80	3.02	11	PASS
802.11ax HE80	42/5210	-2.36	-1.93	11	PASS
Note: Power Spectral Density =Read Value+Duty cycle correction factor					

This report shall not be reproduced except in full, without the written approval of Eurofins TA Technology (Shanghai) Co., Ltd.

U-NII-2A

Mode	Channel /Frequency (MHz)	Read Value (dBm /MHz)	Power Spectral Density (dBm /MHz)	Limit (dBm /MHz)	Conclusion
802.11a	52/5260	4.29	4.58	11	PASS
	60/5300	4.32	4.61	11	PASS
	64/5320	4.63	4.92	11	PASS
802.11n HT20	52/5260	5.20	5.51	11	PASS
	60/5300	5.37	5.68	11	PASS
	64/5320	5.23	5.54	11	PASS
802.11n HT40	54/5270	2.52	3.12	11	PASS
	62/5310	2.64	3.24	11	PASS
802.11ac VHT20	52/5260	5.23	5.54	11	PASS
	60/5300	5.11	5.42	11	PASS
	64/5320	4.96	5.27	11	PASS
802.11ac VHT40	54/5270	2.46	3.06	11	PASS
	62/5310	2.59	3.19	11	PASS
802.11ac VHT80	58/5290	-0.83	0.31	11	PASS
802.11ax HE20	52/5260	4.16	4.27	11	PASS
	60/5300	4.24	4.35	11	PASS
	64/5320	4.25	4.36	11	PASS
802.11ax HE40	54/5270	1.92	2.14	11	PASS
	62/5310	1.62	1.84	11	PASS
802.11ax HE80	58/5290	-1.64	-1.21	11	PASS
Note: Power Spectral Density =Read Value+Duty cycle correction factor					

This report shall not be reproduced except in full, without the written approval of Eurofins TA Technology (Shanghai) Co., Ltd.

U-NII-2C

Mode	Channel /Frequency (MHz)	Read Value (dBm /MHz)	Power Spectral Density (dBm /MHz)	Limit (dBm /MHz)	Conclusion
802.11a	100/5500	4.21	4.50	11	PASS
	116/5580	4.35	4.64	11	PASS
	140/5700	4.21	4.50	11	PASS
	144/5720	4.45	4.74	11	PASS
802.11n HT20	100/5500	5.08	5.39	11	PASS
	116/5580	5.13	5.44	11	PASS
	140/5700	4.80	5.11	11	PASS
	144/5720	5.32	5.63	11	PASS
802.11n HT40	102/5510	2.50	3.10	11	PASS
	110/5550	2.36	2.96	11	PASS
	134/5670	1.42	2.02	11	PASS
	142/5710	2.58	3.18	11	PASS
802.11ac VHT20	100/5500	4.88	5.19	11	PASS
	116/5580	5.28	5.59	11	PASS
	140/5700	5.18	5.49	11	PASS
	144/5720	4.92	5.23	11	PASS
802.11ac VHT40	102/5510	2.48	3.08	11	PASS
	110/5550	2.37	2.97	11	PASS
	134/5670	1.35	1.95	11	PASS
	142/5710	2.39	2.99	11	PASS
802.11ac VHT80	106/5530	-0.87	0.27	11	PASS
	138/5690	-0.52	0.62	11	PASS
802.11ax HE20	100/5500	4.18	4.29	11	PASS
	116/5580	4.47	4.58	11	PASS
	140/5700	4.37	4.48	11	PASS
	144/5720	4.38	4.49	11	PASS
802.11ax HE40	102/5510	2.25	2.47	11	PASS
	110/5550	1.61	1.83	11	PASS
	134/5670	2.28	2.50	11	PASS
	142/5710	1.58	1.80	11	PASS
802.11ax HE80	106/5530	-2.52	-2.09	11	PASS
	138/5690	-1.07	-0.64	11	PASS
Note: Power Spectral Density =Read Value+Duty cycle correction factor					

This report shall not be reproduced except in full, without the written approval of Eurofins TA Technology (Shanghai) Co., Ltd.

U-NII-3

Mode	Channel /Frequency (MHz)	Read Value (dBm/470kHz)	Power Spectral Density (dBm/500kHz)	Limit (dBm/500kHz)	Conclusion
802.11a	144/5720	-1.20	-0.64	30	PASS
	149/5745	1.50	2.06	30	PASS
	157/5785	1.63	2.19	30	PASS
	165/5825	1.22	1.78	30	PASS
802.11n HT20	144/5720	-0.53	0.05	30	PASS
	149/5745	2.28	2.86	30	PASS
	157/5785	2.25	2.83	30	PASS
	165/5825	2.02	2.60	30	PASS
802.11n HT40	142/5710	-4.31	-3.44	30	PASS
	151/5755	-0.79	0.08	30	PASS
	159/5795	-0.59	0.28	30	PASS
802.11ac VHT20	144/5720	-0.72	-0.14	30	PASS
	149/5745	2.28	2.86	30	PASS
	157/5785	2.01	2.59	30	PASS
	165/5825	1.62	2.20	30	PASS
802.11ac VHT40	142/5710	-3.96	-3.09	30	PASS
	151/5755	-0.64	0.23	30	PASS
	159/5795	-0.62	0.25	30	PASS
802.11ac VHT80	138/5690	-7.95	-6.54	30	PASS
	155/5775	-4.49	-3.08	30	PASS
802.11ax HE20	144/5720	-0.64	-0.26	30	PASS
	149/5745	1.26	1.64	30	PASS
	157/5785	1.61	1.99	30	PASS
	165/5825	1.50	1.88	30	PASS
802.11ax HE40	142/5710	-3.99	-3.50	30	PASS
	151/5755	-0.97	-0.48	30	PASS
	159/5795	-0.81	-0.32	30	PASS
802.11ax HE80	138/5690	-7.66	-6.96	30	PASS
	155/5775	-4.72	-4.02	30	PASS
Note: PSD=Read Value+Duty cycle correction factor +10*log(500/470)					

This report shall not be reproduced except in full, without the written approval of Eurofins TA Technology (Shanghai) Co., Ltd.

SISO Antenna2

U-NII-1

Mode	Channel/ Frequency (MHz)	Read Value (dBm /MHz)	Power Spectral Density (dBm /MHz)	Limit (dBm /MHz)	Conclusion
802.11a	36/5180	4.71	5.00	11	PASS
	40/5200	5.01	5.30	11	PASS
	48/5240	4.89	5.18	11	PASS
802.11n HT20	36/5180	5.87	6.18	11	PASS
	40/5200	5.99	6.30	11	PASS
	48/5240	5.84	6.15	11	PASS
802.11n HT40	38/5190	3.10	3.70	11	PASS
	46/5230	3.30	3.90	11	PASS
802.11ac VHT20	36/5180	5.60	5.91	11	PASS
	40/5200	5.45	5.76	11	PASS
	48/5240	5.39	5.70	11	PASS
802.11ac VHT40	38/5190	3.25	3.85	11	PASS
	46/5230	3.54	4.14	11	PASS
802.11ac VHT80	42/5210	-0.80	0.34	11	PASS
802.11ax HE20	36/5180	4.09	4.20	11	PASS
	40/5200	4.57	4.68	11	PASS
	48/5240	4.85	4.96	11	PASS
802.11ax HE40	38/5190	1.90	2.12	11	PASS
	46/5230	2.92	3.14	11	PASS
802.11ax HE80	42/5210	-2.00	-1.57	11	PASS
Note: Power Spectral Density =Read Value+Duty cycle correction factor					

This report shall not be reproduced except in full, without the written approval of Eurofins TA Technology (Shanghai) Co., Ltd.

U-NII-2A

Mode	Channel /Frequency (MHz)	Read Value (dBm /MHz)	Power Spectral Density (dBm /MHz)	Limit (dBm /MHz)	Conclusion
802.11a	52/5260	5.00	5.29	11	PASS
	60/5300	5.03	5.32	11	PASS
	64/5320	5.07	5.36	11	PASS
802.11n HT20	52/5260	6.15	6.46	11	PASS
	60/5300	6.02	6.33	11	PASS
	64/5320	6.29	6.60	11	PASS
802.11n HT40	54/5270	3.42	4.02	11	PASS
	62/5310	3.02	3.62	11	PASS
802.11ac VHT20	52/5260	6.35	6.66	11	PASS
	60/5300	5.68	5.99	11	PASS
	64/5320	6.21	6.52	11	PASS
802.11ac VHT40	54/5270	3.12	3.72	11	PASS
	62/5310	2.88	3.48	11	PASS
802.11ac VHT80	58/5290	-0.77	0.37	11	PASS
802.11ax HE20	52/5260	4.43	4.54	11	PASS
	60/5300	4.20	4.31	11	PASS
	64/5320	5.14	5.25	11	PASS
802.11ax HE40	54/5270	2.39	2.61	11	PASS
	62/5310	2.23	2.45	11	PASS
802.11ax HE80	58/5290	-0.64	-0.21	11	PASS
Note: Power Spectral Density =Read Value+Duty cycle correction factor					

This report shall not be reproduced except in full, without the written approval of Eurofins TA Technology (Shanghai) Co., Ltd.

U-NII-2C

Mode	Channel /Frequency (MHz)	Read Value (dBm /MHz)	Power Spectral Density (dBm /MHz)	Limit (dBm /MHz)	Conclusion
802.11a	100/5500	4.33	4.62	11	PASS
	116/5580	4.43	4.72	11	PASS
	140/5700	4.42	4.71	11	PASS
	144/5720	4.20	4.49	11	PASS
802.11n HT20	100/5500	5.53	5.84	11	PASS
	116/5580	5.07	5.38	11	PASS
	140/5700	5.02	5.33	11	PASS
	144/5720	5.28	5.59	11	PASS
802.11n HT40	102/5510	3.05	3.65	11	PASS
	110/5550	2.75	3.35	11	PASS
	134/5670	1.81	2.41	11	PASS
	142/5710	2.83	3.43	11	PASS
802.11ac VHT20	100/5500	5.57	5.88	11	PASS
	116/5580	5.42	5.73	11	PASS
	140/5700	5.48	5.79	11	PASS
	144/5720	5.27	5.58	11	PASS
802.11ac VHT40	102/5510	3.13	3.73	11	PASS
	110/5550	2.59	3.19	11	PASS
	134/5670	2.79	3.39	11	PASS
	142/5710	2.90	3.50	11	PASS
802.11ac VHT80	106/5530	-1.33	-0.19	11	PASS
	138/5690	-1.41	-0.27	11	PASS
802.11ax HE20	100/5500	4.18	4.29	11	PASS
	116/5580	4.05	4.16	11	PASS
	140/5700	4.18	4.29	11	PASS
	144/5720	3.98	4.09	11	PASS
802.11ax HE40	102/5510	2.04	2.26	11	PASS
	110/5550	1.38	1.60	11	PASS
	134/5670	2.15	2.37	11	PASS
	142/5710	2.08	2.30	11	PASS
802.11ax HE80	106/5530	-2.57	-2.14	11	PASS
	138/5690	-1.15	-0.72	11	PASS
Note: Power Spectral Density =Read Value+Duty cycle correction factor					

This report shall not be reproduced except in full, without the written approval of Eurofins TA Technology (Shanghai) Co., Ltd.

U-NII-3

Mode	Channel /Frequency (MHz)	Read Value (dBm/470kHz)	Power Spectral Density (dBm/500kHz)	Limit (dBm/500kHz)	Conclusion
802.11a	144/5720	-0.86	-0.30	30	PASS
	149/5745	1.41	1.97	30	PASS
	157/5785	1.73	2.29	30	PASS
	165/5825	1.70	2.26	30	PASS
802.11n HT20	144/5720	-0.35	0.23	30	PASS
	149/5745	2.64	3.22	30	PASS
	157/5785	2.20	2.78	30	PASS
	165/5825	2.39	2.97	30	PASS
802.11n HT40	142/5710	-3.62	-2.75	30	PASS
	151/5755	-0.11	0.76	30	PASS
	159/5795	-0.36	0.51	30	PASS
802.11ac VHT20	144/5720	-0.08	0.50	30	PASS
	149/5745	2.60	3.18	30	PASS
	157/5785	2.41	2.99	30	PASS
	165/5825	2.26	2.84	30	PASS
802.11ac VHT40	142/5710	-3.54	-2.67	30	PASS
	151/5755	0.07	0.94	30	PASS
	159/5795	-0.25	0.62	30	PASS
802.11ac VHT80	138/5690	-7.31	-5.90	30	PASS
	155/5775	-3.84	-2.43	30	PASS
802.11ax HE20	144/5720	-0.36	0.02	30	PASS
	149/5745	1.50	1.88	30	PASS
	157/5785	1.84	2.22	30	PASS
	165/5825	1.89	2.27	30	PASS
802.11ax HE40	142/5710	-3.68	-3.19	30	PASS
	151/5755	-0.56	-0.07	30	PASS
	159/5795	-0.71	-0.22	30	PASS
802.11ax HE80	138/5690	-7.12	-6.42	30	PASS
	155/5775	-4.45	-3.75	30	PASS
Note: PSD=Read Value+Duty cycle correction factor +10*log(500/470)					

This report shall not be reproduced except in full, without the written approval of Eurofins TA Technology (Shanghai) Co., Ltd.

MIMO

U-NII-1

Mode	Channel/ Frequency (MHz)	Power Spectral Density					Limit (dBm /MHz)	Conclusion
		Antenna 1		Antenna 2		Total PSD (dBm/MHz)		
		Read Value (dBm/MHz)	PSD (dBm/MHz)	Read Value (dBm/MHz)	PSD (dBm/MHz)			
802.11n HT20	36/5180	5.94	6.25	5.81	6.12	9.20	11	PASS
	40/5200	6.16	6.47	6.27	6.58	9.54	11	PASS
	48/5240	5.52	5.83	6.32	6.63	9.26	11	PASS
802.11n HT40	38/5190	2.63	3.23	3.12	3.72	6.49	11	PASS
	46/5230	2.62	3.22	3.36	3.96	6.62	11	PASS
802.11ac VHT20	36/5180	5.94	6.25	5.42	5.73	9.01	11	PASS
	40/5200	5.83	6.14	5.90	6.21	9.19	11	PASS
	48/5240	5.29	5.60	5.88	6.19	8.92	11	PASS
802.11ac VHT40	38/5190	2.99	3.59	3.05	3.65	6.63	11	PASS
	46/5230	2.42	3.02	3.25	3.85	6.47	11	PASS
802.11ac VHT80	42/5210	0.12	1.26	-1.07	0.07	3.72	11	PASS
802.11ax HE20	36/5180	4.31	4.42	4.41	4.52	7.48	11	PASS
	40/5200	4.45	4.56	4.88	4.99	7.79	11	PASS
	48/5240	5.67	5.78	4.83	4.94	8.39	11	PASS
802.11ax HE40	38/5190	2.67	2.89	2.49	2.71	5.81	11	PASS
	46/5230	2.38	2.60	2.31	2.53	5.58	11	PASS
802.11ax HE80	42/5210	-1.29	-0.86	-1.11	-0.68	2.24	11	PASS

Note: 1. Power Spectral Density =Read Value+Duty cycle correction factor

2. For Total PSD, according to KDB 662911 D01 Multiple Transmitter Output v02r01 2)a),

the power spectral density=$10\log(10^{(\text{PSD antenna 1 in dBm/10})}+10^{(\text{PSD antenna 2 in dBm/10})}$

3. According to KDB 662911 D01 Multiple Transmitter Output v02r01 F)2)f)(i): If all antennas have the same gain,

Directional gain = G_{ANT} + Array Gain, For PSD measurements on all devices, Array Gain=10log(Nant/Nss)dB,

so directional gain=G_{ANT}+Array Gain=-0.9+10log(2/1)=2.11<6 dBi.

So the PSD limit is 11 dBm.

This report shall not be reproduced except in full, without the written approval of Eurofins TA Technology (Shanghai) Co., Ltd.

U-NII-2A

Mode	Channel /Frequency (MHz)	Power Spectral Density					Limit (dBm /MHz)	Conclusion
		Antenna 1		Antenna 2		Total PSD (dBm/MHz)		
		Read Value (dBm/MHz)	PSD (dBm/MHz)	Read Value (dBm/MHz)	PSD (dBm/MHz)			
802.11n HT20	52/5260	5.11	5.42	6.22	6.53	9.02	11	PASS
	60/5300	5.56	5.87	6.08	6.39	9.15	11	PASS
	64/5320	5.29	5.60	6.18	6.49	9.08	11	PASS
802.11n HT40	54/5270	2.56	3.16	2.66	3.26	6.22	11	PASS
	62/5310	2.60	3.20	2.98	3.58	6.40	11	PASS
802.11ac VHT20	52/5260	5.12	5.43	6.05	6.36	8.93	11	PASS
	60/5300	4.91	5.22	5.88	6.19	8.74	11	PASS
	64/5320	5.18	5.49	5.92	6.23	8.89	11	PASS
802.11ac VHT40	54/5270	2.44	3.04	2.64	3.24	6.15	11	PASS
	62/5310	2.68	3.28	3.01	3.61	6.46	11	PASS
802.11ac VHT80	58/5290	-1.22	-0.08	-1.00	0.14	3.04	11	PASS
802.11ax HE20	52/5260	4.57	4.68	4.47	4.58	7.64	11	PASS
	60/5300	4.42	4.53	4.81	4.92	7.74	11	PASS
	64/5320	4.46	4.57	5.07	5.18	7.90	11	PASS
802.11ax HE40	54/5270	2.32	2.54	2.50	2.72	5.64	11	PASS
	62/5310	1.51	1.73	2.59	2.81	5.31	11	PASS
802.11ax HE80	58/5290	-1.66	-1.23	-1.26	-0.83	1.98	11	PASS

Note: 1. Power Spectral Density =Read Value+Duty cycle correction factor

2. For Total PSD, according to KDB 662911 D01 Multiple Transmitter Output v02r01 2)a),

the power spectral density=$10\log(10^{(\text{PSD antenna 1 in dBm/10})}+10^{(\text{PSD antenna 2 in dBm/10})}$

3. The manufacturer declared the transmitter output signals is CDD mode And Nss=1. According to KDB 662911 D01 Multiple Transmitter Output v02r01 F)2)f)(i): If all antennas have the same gain, Directional gain = G_{ANT} + Array Gain, For PSD measurements on all devices, Array Gain=10log(Nant/Nss)dB,

so directional gain=G_{ANT}+Array Gain=-1.4+10log(2/1)=1.61<6 dBi. So the PSD limit is 11dBm

This report shall not be reproduced except in full, without the written approval of Eurofins TA Technology (Shanghai) Co., Ltd.

U-NII-2C

Mode	Channel /Frequency (MHz)	Power Spectral Density					Limit (dBm /MHz)	Conclusion
		Antenna 1		Antenna 2		Total PSD (dBm/MHz)		
		Read Value (dBm/MHz)	PSD (dBm/MHz)	Read Value (dBm/MHz)	PSD (dBm/MHz)			
802.11n HT20	100/5500	5.14	5.45	5.61	5.92	8.70	11	PASS
	116/5580	4.97	5.28	5.80	6.11	8.73	11	PASS
	140/5700	5.01	5.32	5.78	6.09	8.73	11	PASS
	144/5720	5.07	5.38	5.28	5.59	8.50	11	PASS
802.11n HT40	102/5510	2.22	2.82	1.42	2.02	5.45	11	PASS
	110/5550	1.57	2.17	1.89	2.49	5.34	11	PASS
	134/5670	1.20	1.80	1.05	1.65	4.74	11	PASS
	142/5710	2.20	2.80	1.82	2.42	5.62	11	PASS
802.11ac VHT20	100/5500	4.87	5.18	4.29	4.60	7.91	11	PASS
	116/5580	5.01	5.32	4.72	5.03	8.19	11	PASS
	140/5700	4.63	4.94	4.53	4.84	7.90	11	PASS
	144/5720	4.56	4.87	5.03	5.34	8.12	11	PASS
802.11ac VHT40	102/5510	2.00	2.60	2.34	2.94	5.78	11	PASS
	110/5550	1.51	2.11	1.84	2.44	5.29	11	PASS
	134/5670	1.04	1.64	1.11	1.71	4.69	11	PASS
	142/5710	1.97	2.57	2.20	2.80	5.70	11	PASS
802.11ac VHT80	106/5530	-1.46	-0.32	-2.41	-1.27	2.24	11	PASS
	138/5690	-0.86	0.28	-2.00	-0.86	2.76	11	PASS
802.11ax HE20	100/5500	3.97	4.08	2.98	3.09	6.62	11	PASS
	116/5580	4.05	4.16	3.07	3.18	6.71	11	PASS
	140/5700	4.21	4.32	3.74	3.85	7.10	11	PASS
	144/5720	4.15	4.26	3.44	3.55	6.93	11	PASS
802.11ax HE40	102/5510	1.62	1.84	1.31	1.53	4.70	11	PASS
	110/5550	1.65	1.87	1.39	1.61	4.75	11	PASS
	134/5670	1.53	1.75	1.09	1.31	4.55	11	PASS
	142/5710	1.53	1.75	1.79	2.01	4.89	11	PASS
802.11ax HE80	106/5530	-2.98	-2.55	-3.07	-2.64	0.42	11	PASS
	138/5690	-1.39	-0.96	-2.08	-1.65	1.72	11	PASS

Note: 1. Power Spectral Density =Read Value+Duty cycle correction factor

2. For Total PSD, according to KDB 662911 D01 Multiple Transmitter Output v02r01 2)a),

the power spectral density=$10\log(10^{(\text{PSD antenna 1 in dBm/10})}+10^{(\text{PSD antenna 2 in dBm/10})}$

3. The manufacturer declared the transmitter output signals is CDD mode And Nss=1. According to KDB 662911 D01 Multiple Transmitter Output v02r01 F)2)f)(i): If all antennas have the same gain, Directional gain = G_{ANT} + Array Gain, For PSD measurements on all devices, Array Gain=10log(Nant/Nss)dB,

so directional gain=G_{ANT}+Array Gain=-0.3+10log(2/1)=2.71<6 dBi. So the PSD limit is 11dBm

This report shall not be reproduced except in full, without the written approval of Eurofins TA Technology (Shanghai) Co., Ltd.

U-NII-3

Mode	Channel /Frequency (MHz)	Power Spectral Density					Limit (dBm /500kHz)	Conclusion
		Antenna 1		Antenna 2		Total PSD (dBm/500kHz)		
		Read Value (dBm/470kHz)	PSD (dBm/500kHz)	Read Value (dBm/470kHz)	PSD (dBm/500kHz)			
802.11n HT20	144/5720	-0.09	0.49	-0.47	0.11	3.31	30	PASS
	149/5745	2.32	2.90	1.98	2.56	5.74	30	PASS
	157/5785	2.13	2.71	2.45	3.03	5.88	30	PASS
	165/5825	2.24	2.82	2.37	2.95	5.90	30	PASS
802.11n HT40	142/5710	-3.84	-2.97	-3.92	-3.05	0.00	30	PASS
	151/5755	-0.94	-0.07	-0.26	0.61	3.29	30	PASS
	159/5795	-0.66	0.21	-0.90	-0.03	3.10	30	PASS
802.11ac VHT20	144/5720	-0.52	0.06	-0.87	-0.29	2.90	30	PASS
	149/5745	2.35	2.93	2.07	2.65	5.80	30	PASS
	157/5785	2.22	2.80	2.56	3.14	5.98	30	PASS
	165/5825	2.14	2.72	2.06	2.64	5.69	30	PASS
802.11ac VHT40	142/5710	-4.32	-3.45	-4.12	-3.25	-0.34	30	PASS
	151/5755	-0.81	0.06	-1.16	-0.29	2.90	30	PASS
	159/5795	-0.88	-0.01	-0.68	0.19	3.10	30	PASS
802.11ac VHT80	138/5690	-7.37	-5.96	-7.60	-6.19	-3.06	30	PASS
	155/5775	-4.48	-3.07	-4.92	-3.51	-0.27	30	PASS
802.11ax HE20	144/5720	-0.73	-0.35	-1.00	-0.62	2.53	30	PASS
	149/5745	1.45	1.83	1.51	1.89	4.87	30	PASS
	157/5785	1.49	1.87	1.12	1.50	4.70	30	PASS
	165/5825	1.10	1.48	1.66	2.04	4.78	30	PASS
802.11ax HE40	142/5710	-3.99	-3.50	-4.16	-3.67	-0.57	30	PASS
	151/5755	-1.19	-0.70	-1.43	-0.94	2.19	30	PASS
	159/5795	-1.04	-0.55	-1.14	-0.65	2.41	30	PASS
802.11ax HE80	138/5690	-7.11	-6.41	-7.53	-6.83	-3.60	30	PASS
	155/5775	-4.57	-3.87	-5.02	-4.32	-1.08	30	PASS

Note: 1. Power Spectral Density = Read Value+Duty cycle correction factor+10*LOG10(500/470)

2. For Total PSD, according to KDB 662911 D01 Multiple Transmitter Output v02r01 2)a),

the power spectral density=$10\log(10^{(\text{PSD antenna 1 in dBm/10})}+10^{(\text{PSD antenna 2 in dBm/10})}$

3. The manufacturer declared the transmitter output signals is CDD mode And Nss=1. According to KDB 662911 D01 Multiple Transmitter Output v02r01 F)2)f)(i): If all antennas have the same gain, Directional gain = G_{ANT} + Array Gain, For PSD measurements on all devices, Array Gain=10log(Nant/Nss)dB,

so directional gain=G_{ANT}+Array Gain=0.4+10log(2/1)=3.41<6 dBi. So the PSD limit is 30dBm

This report shall not be reproduced except in full, without the written approval of Eurofins TA Technology (Shanghai) Co., Ltd.

SISO Antenna 1

U-NII-1

PSD 802.11a 5180MHz

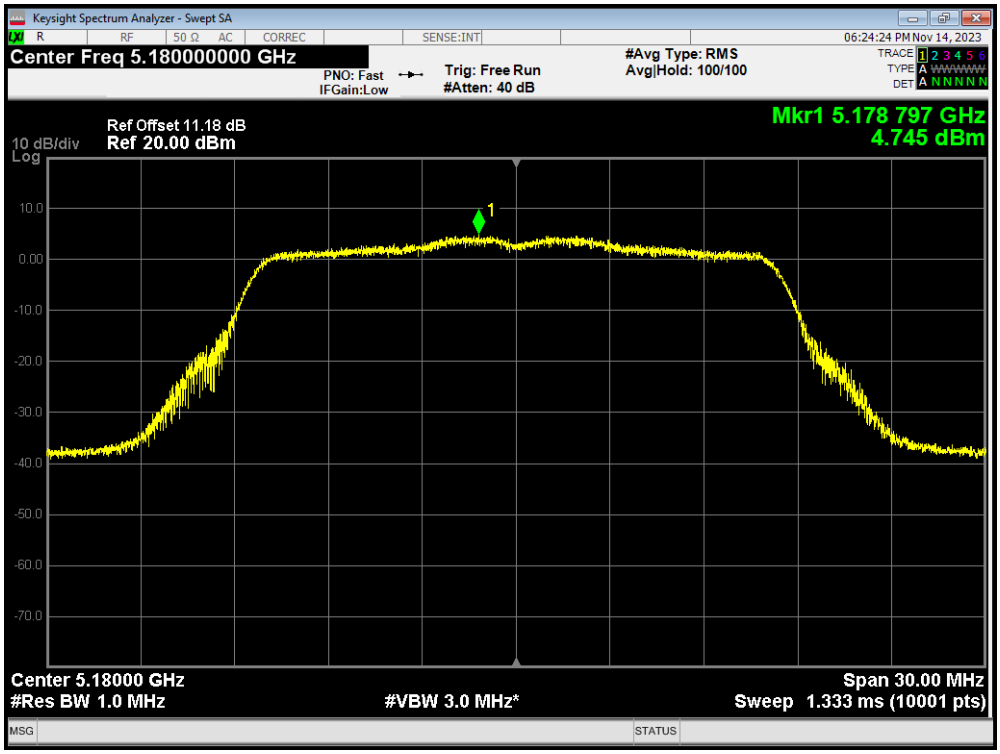

PSD 802.11a 5200MHz

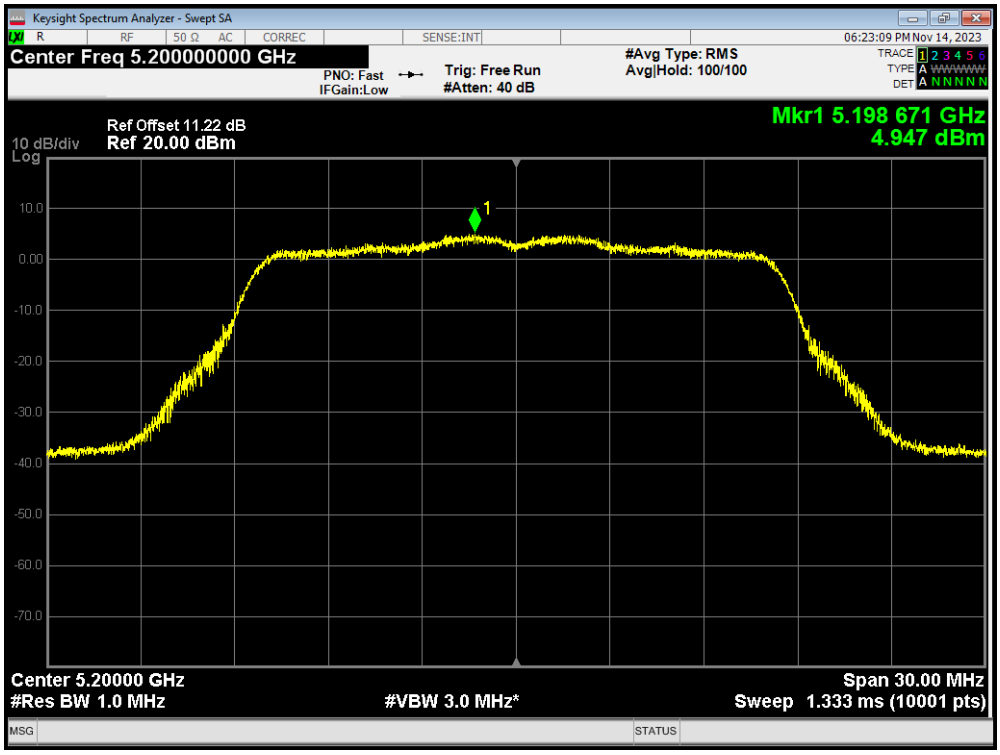

This report shall not be reproduced except in full, without the written approval of Eurofins TA Technology (Shanghai) Co., Ltd.

PSD 802.11a 5240MHz

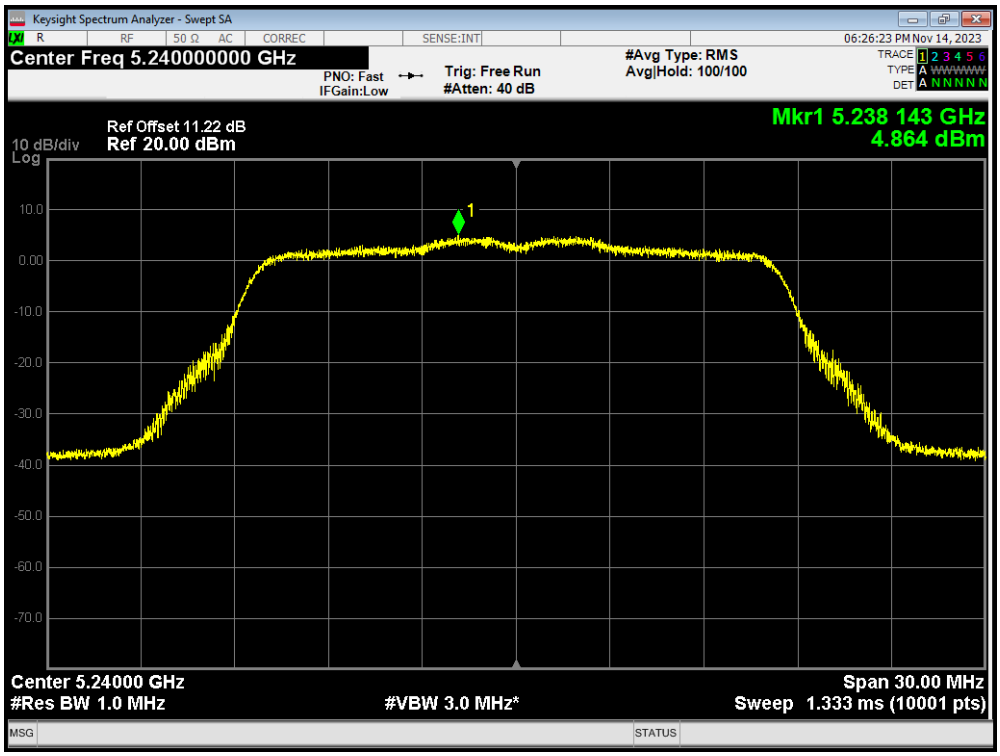

PSD 802.11ac(VHT20) 5180MHz

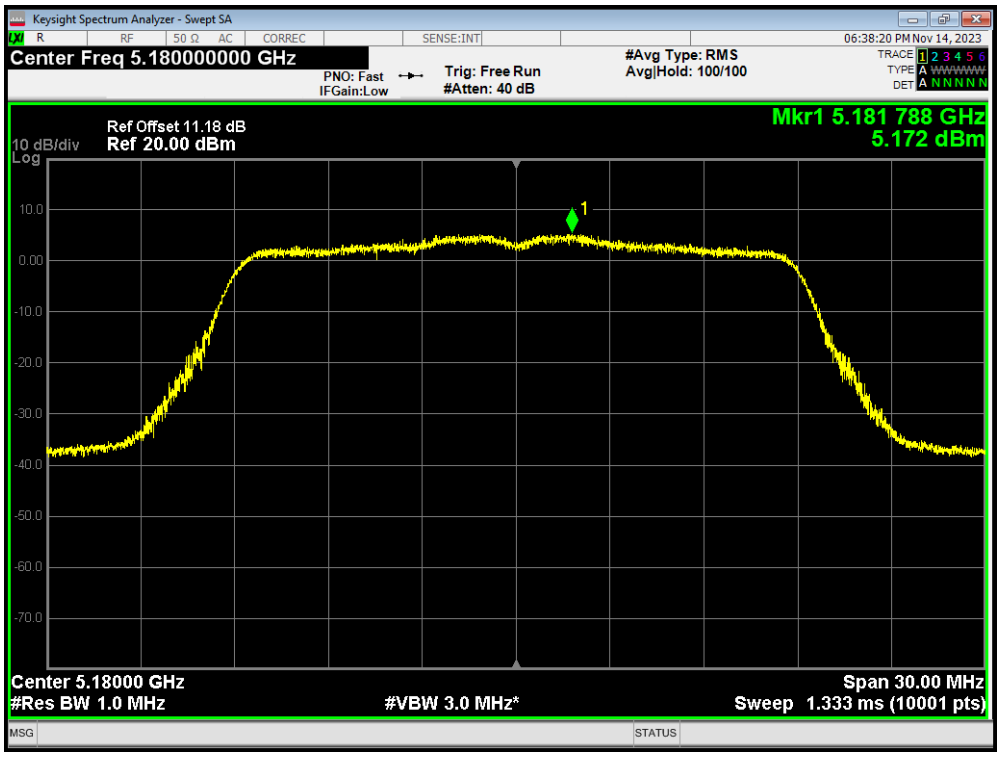

This report shall not be reproduced except in full, without the written approval of Eurofins TA Technology (Shanghai) Co., Ltd.

PSD 802.11ac(VHT20) 5200MHz

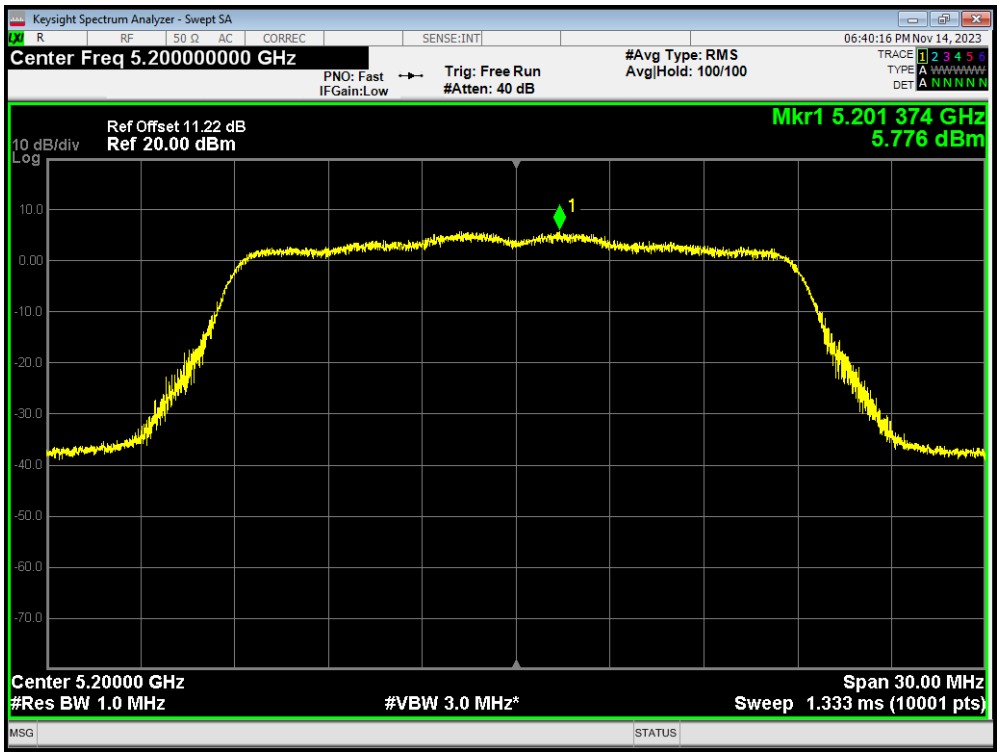

PSD 802.11ac(VHT20) 5240MHz

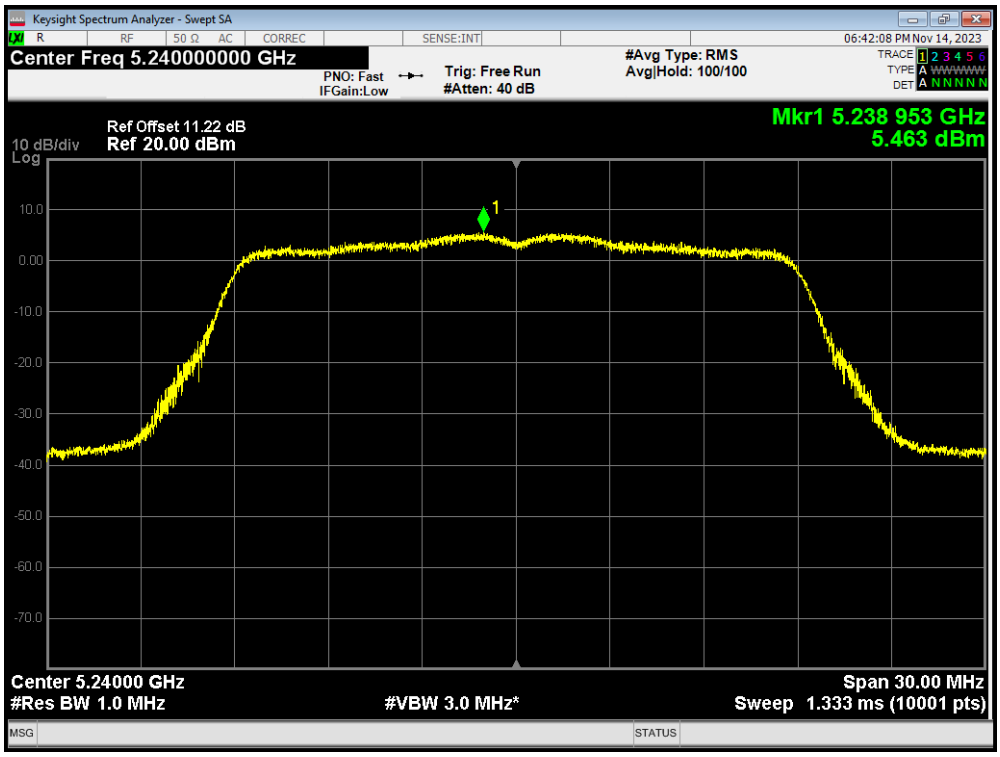

This report shall not be reproduced except in full, without the written approval of Eurofins TA Technology (Shanghai) Co., Ltd.

PSD 802.11ac(VHT40) 5190MHz

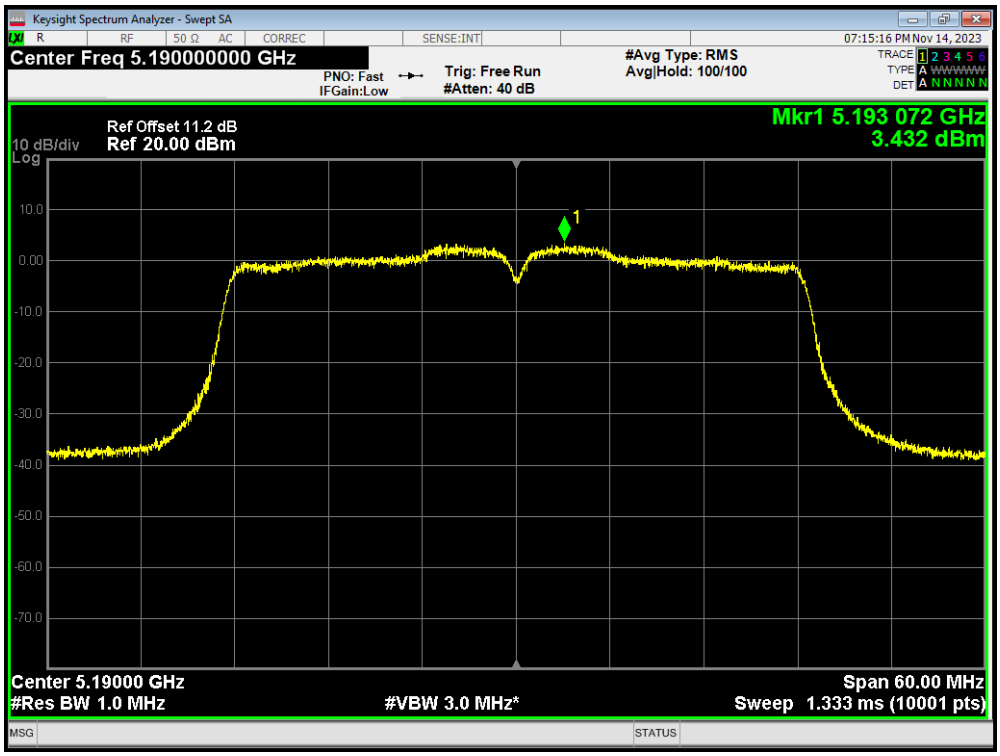

PSD 802.11ac(VHT40) 5230MHz

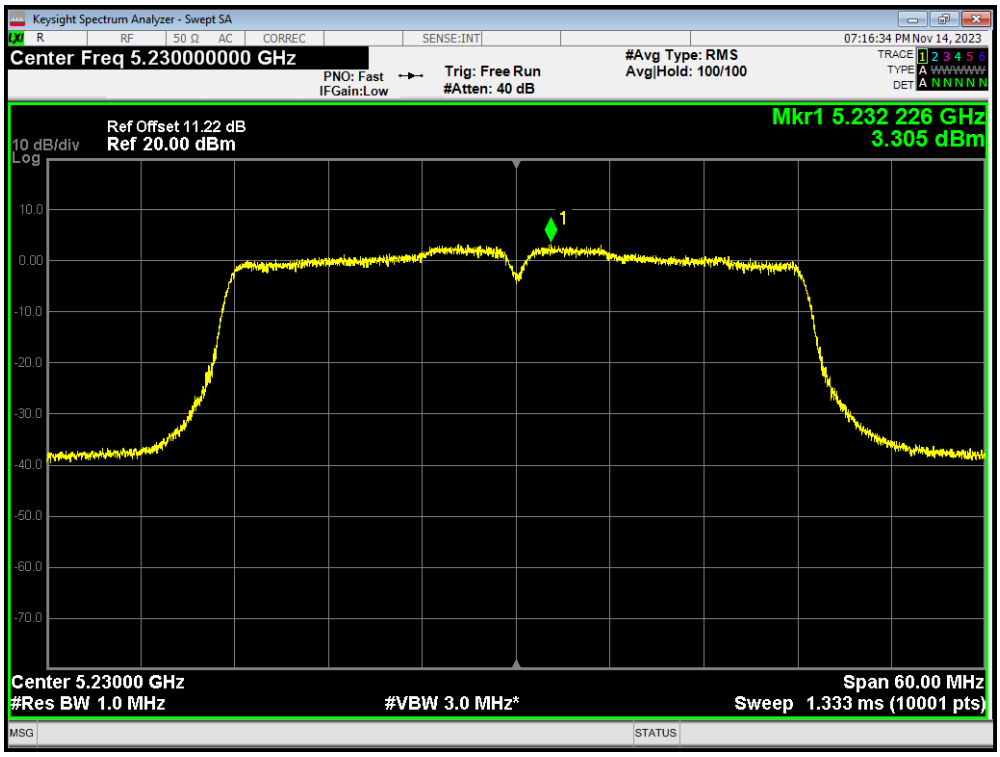

This report shall not be reproduced except in full, without the written approval of Eurofins TA Technology (Shanghai) Co., Ltd.

PSD 802.11ac(VHT80) 5210MHz

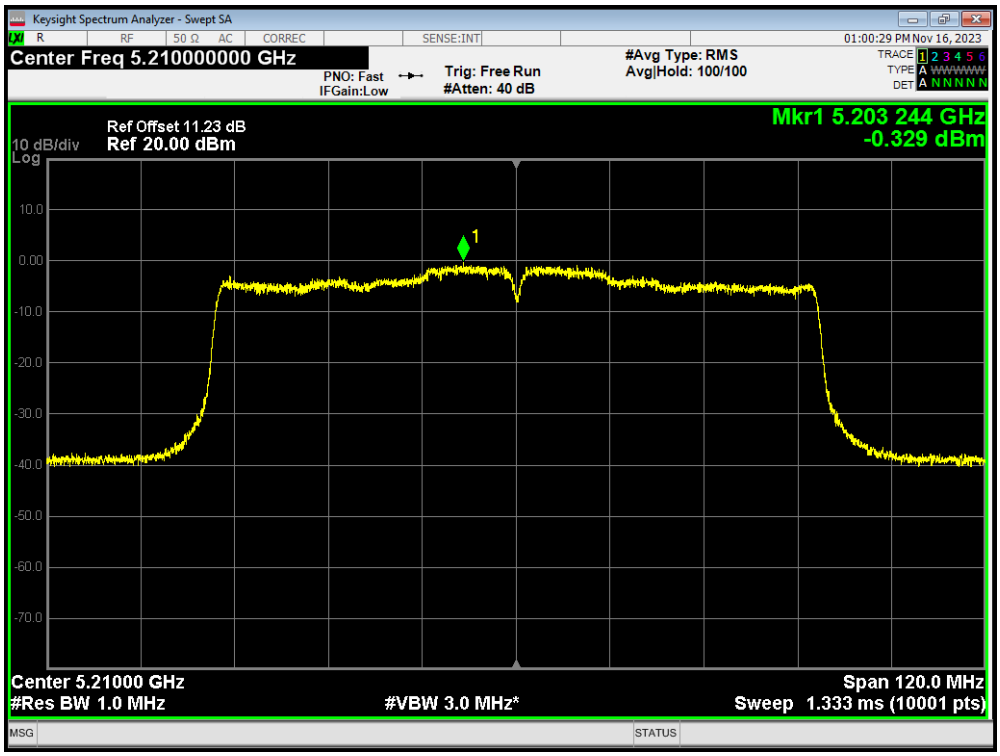

PSD 802.11ax(HE20) 5180MHz

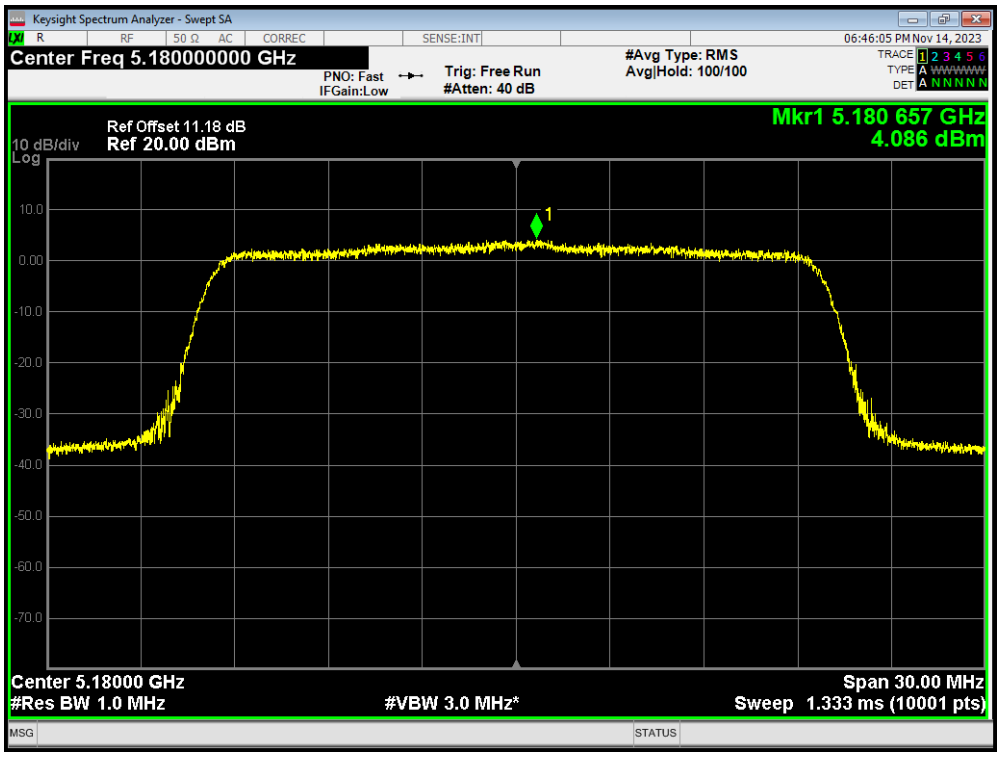

This report shall not be reproduced except in full, without the written approval of Eurofins TA Technology (Shanghai) Co., Ltd.

PSD 802.11ax(HE20) 5200MHz

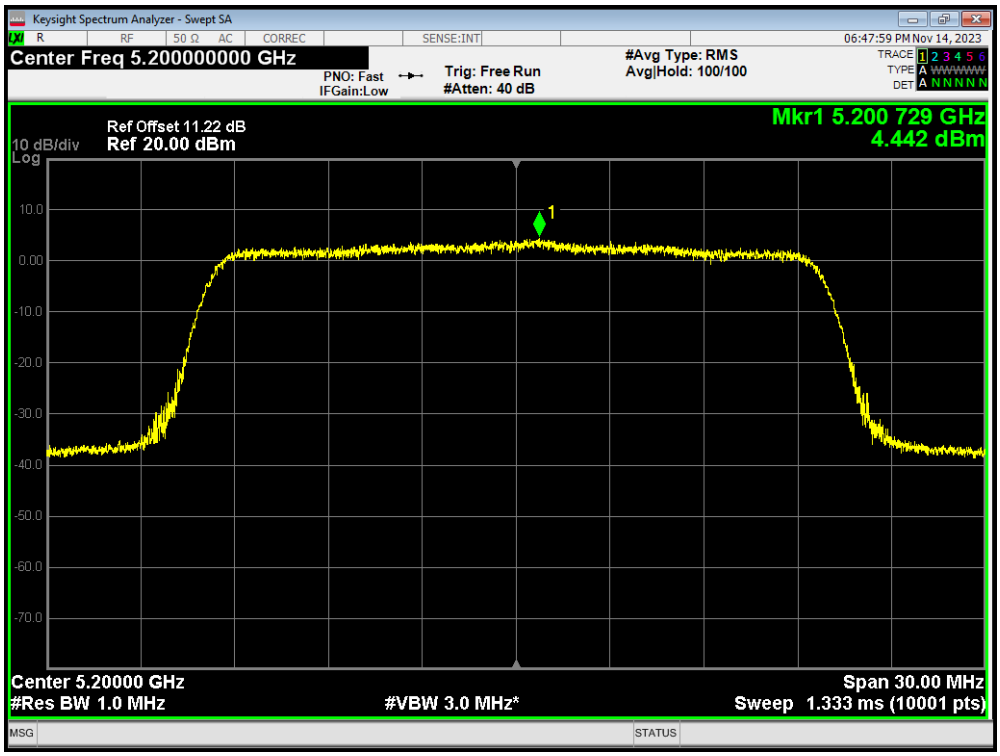

PSD 802.11ax(HE20) 5240MHz

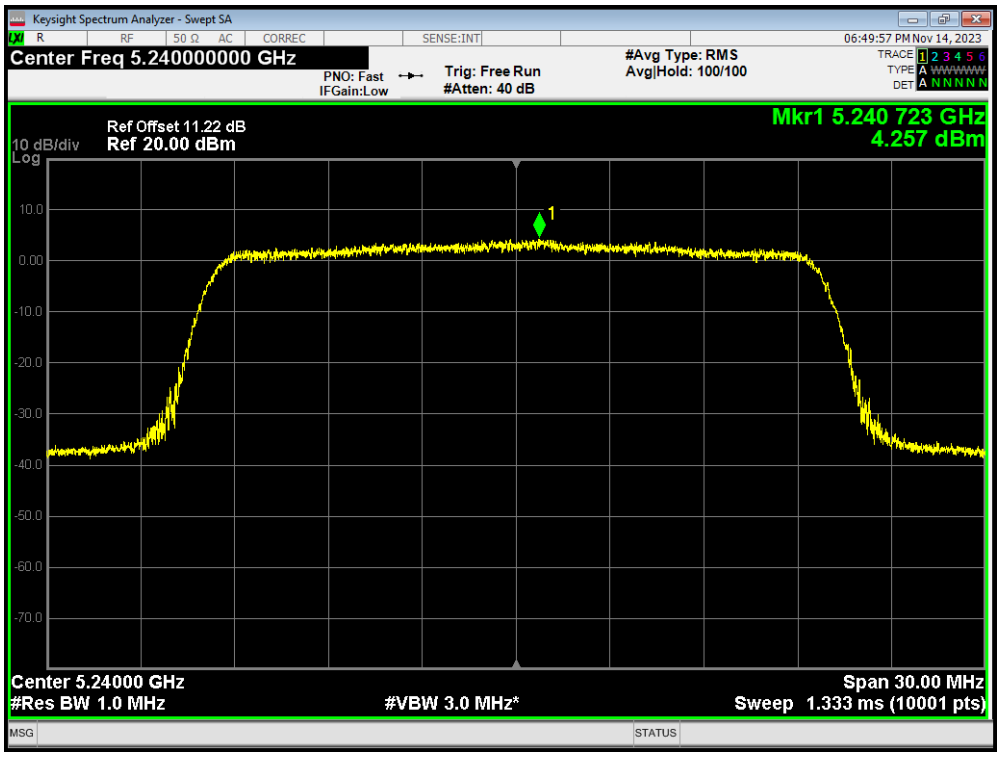

This report shall not be reproduced except in full, without the written approval of Eurofins TA Technology (Shanghai) Co., Ltd.

PSD 802.11ax(HE40) 5190MHz

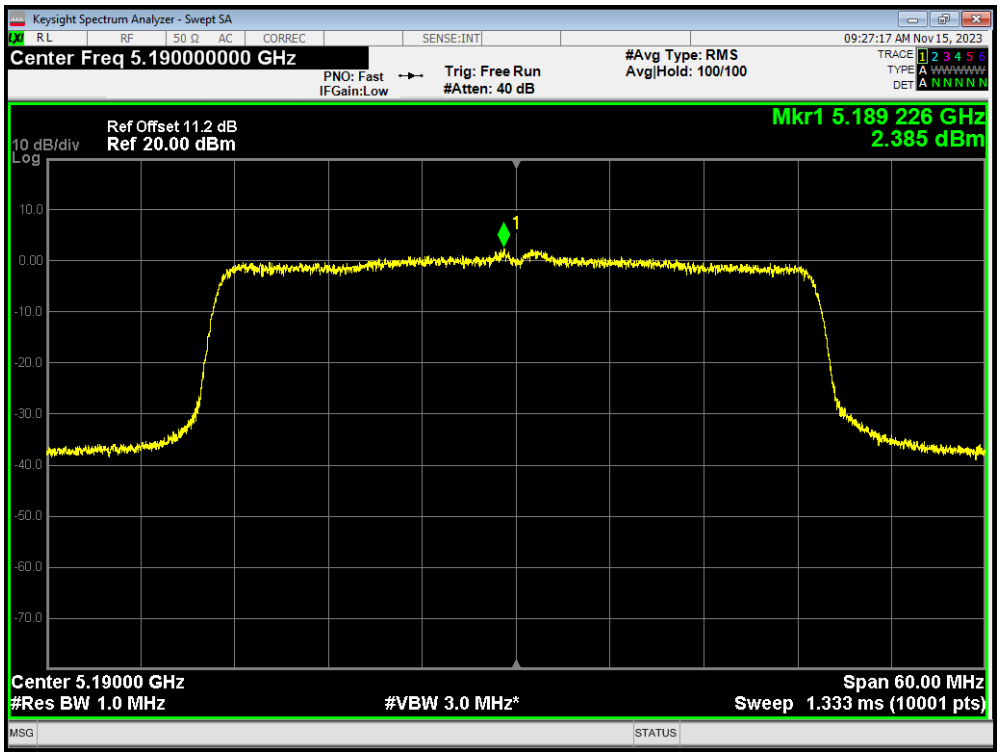

PSD 802.11ax(HE40) 5230MHz

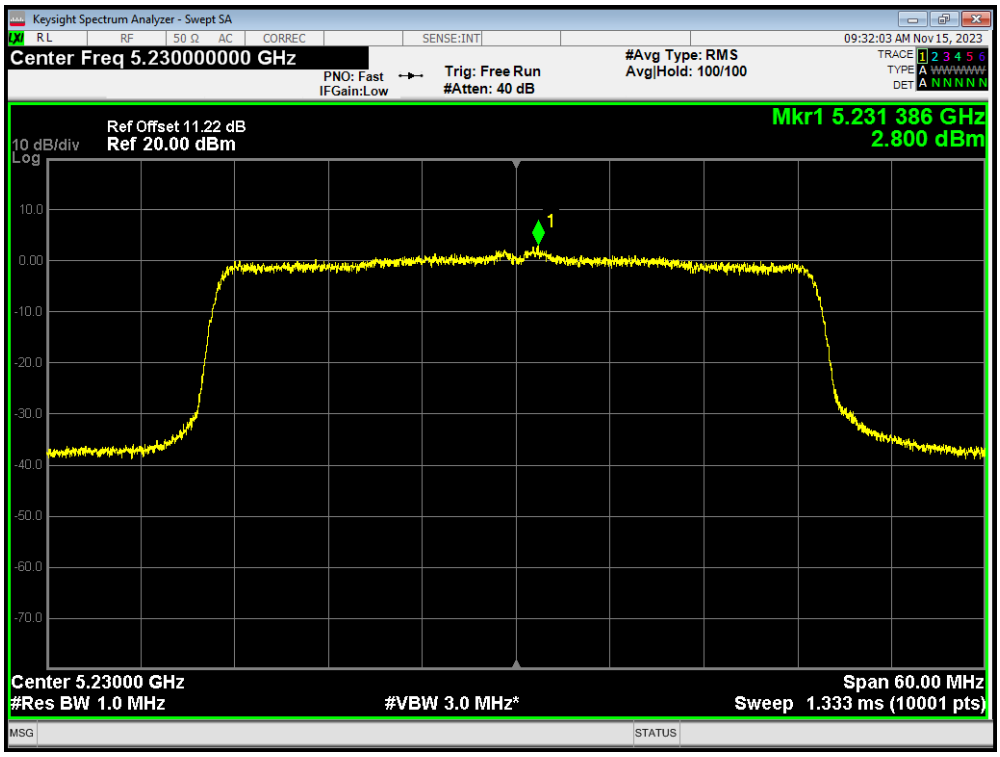

This report shall not be reproduced except in full, without the written approval of Eurofins TA Technology (Shanghai) Co., Ltd.

PSD 802.11ax(HE80) 5210MHz

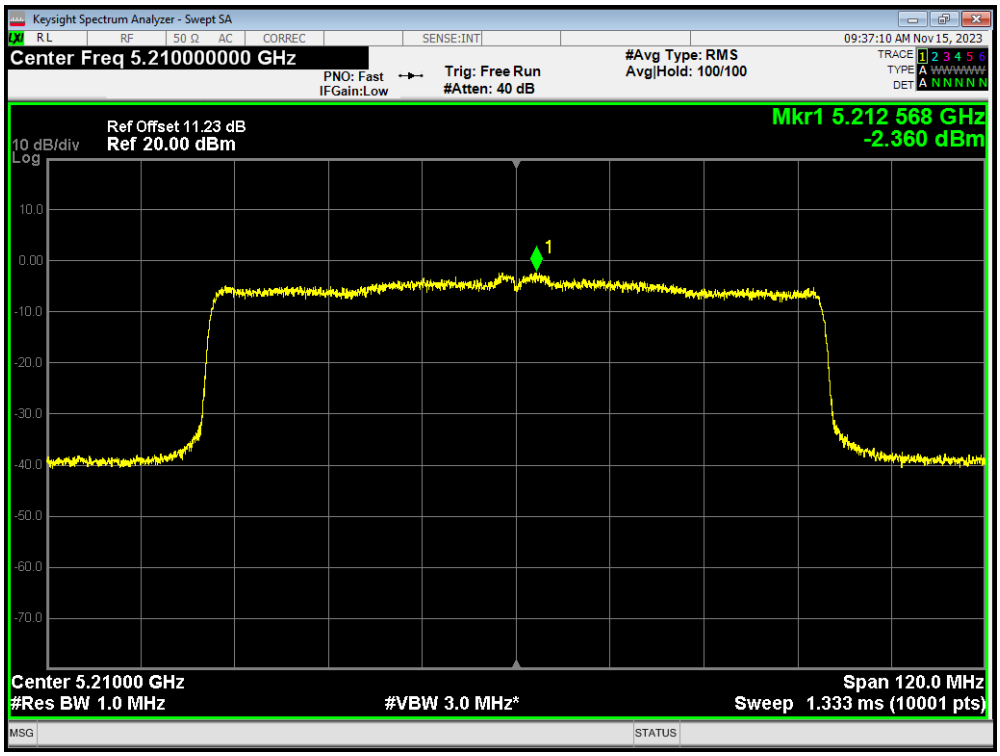

PSD 802.11n(HT20) 5180MHz

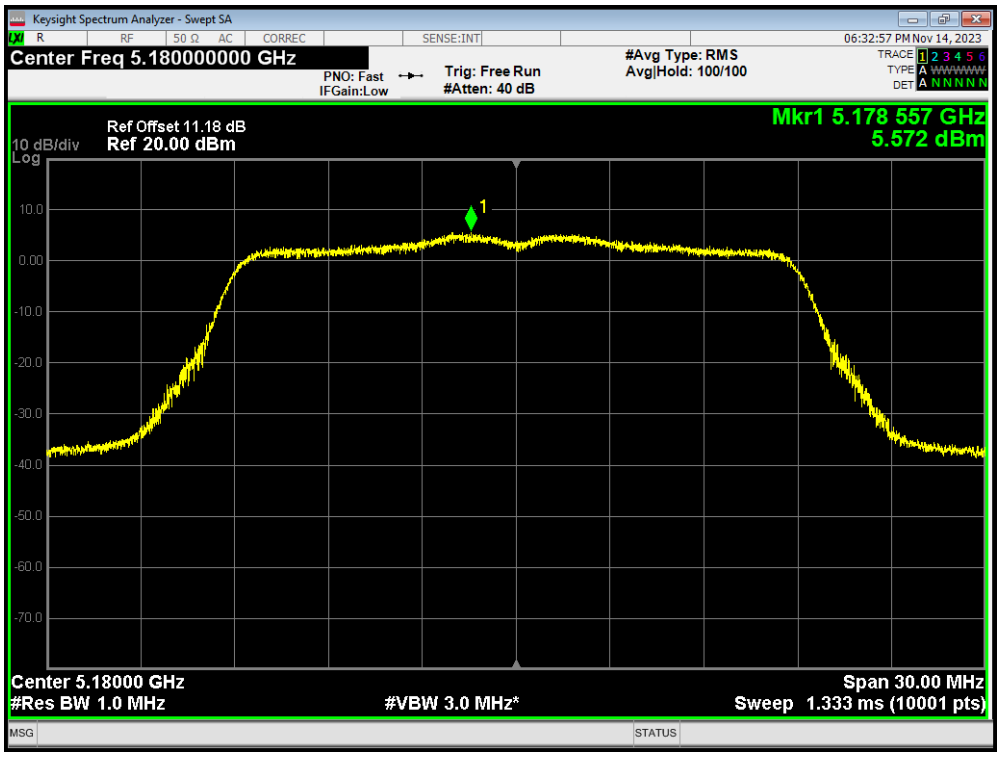

This report shall not be reproduced except in full, without the written approval of Eurofins TA Technology (Shanghai) Co., Ltd.

PSD 802.11n(HT20) 5200MHz

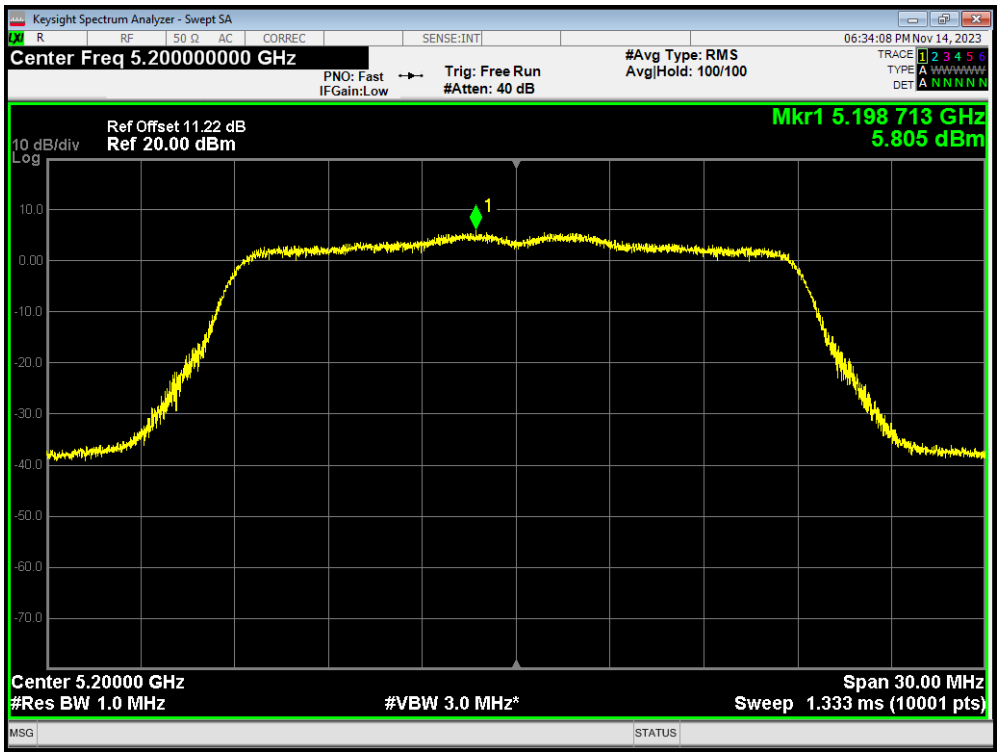

PSD 802.11n(HT20) 5240MHz

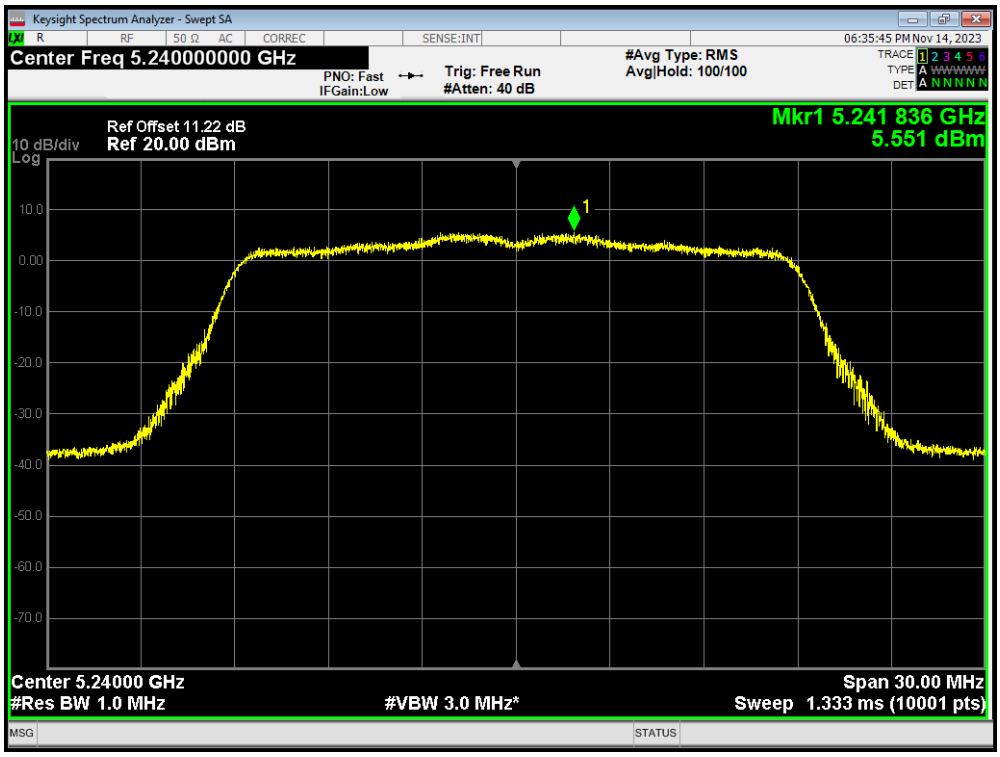

This report shall not be reproduced except in full, without the written approval of Eurofins TA Technology (Shanghai) Co., Ltd.

PSD 802.11n(HT40) 5190MHz

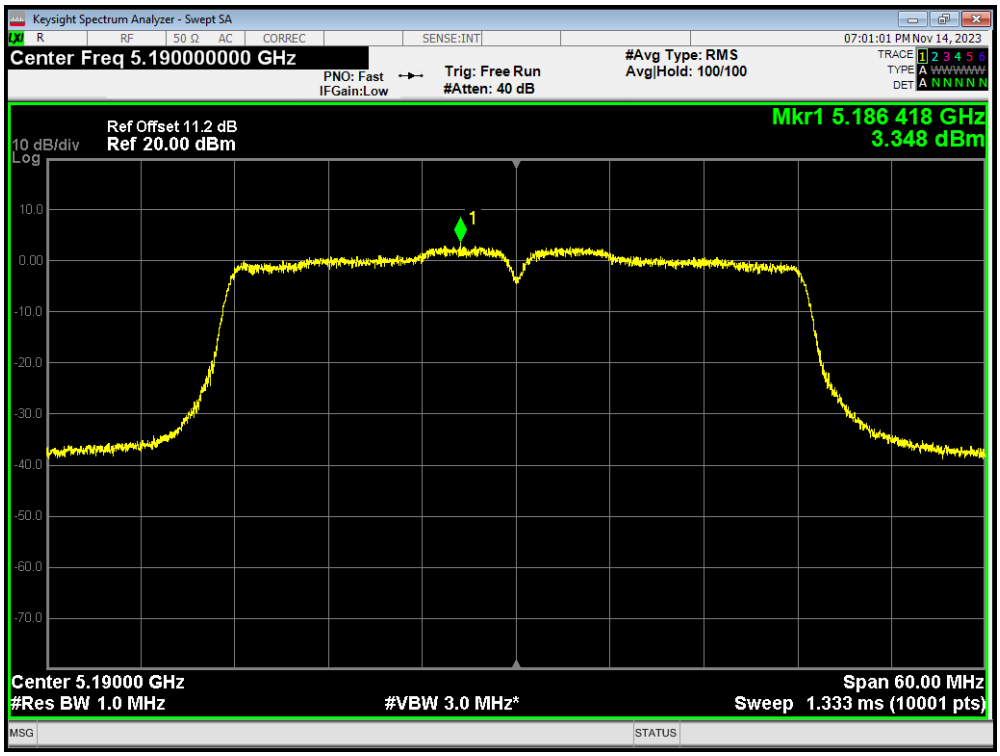

PSD 802.11n(HT40) 5230MHz

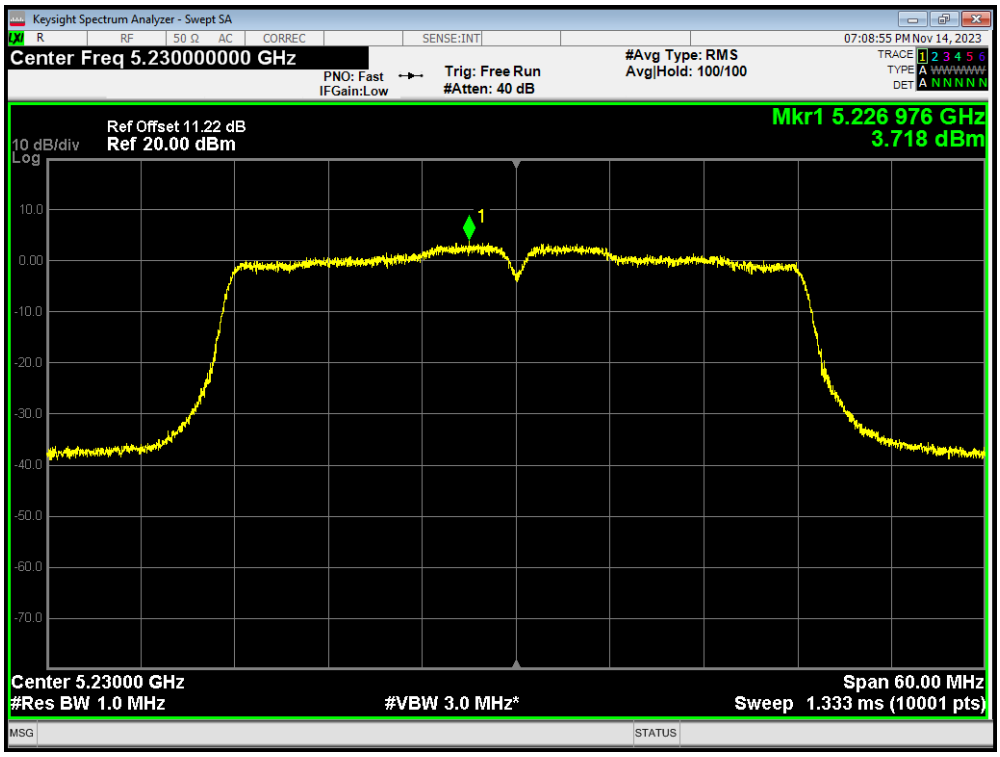

This report shall not be reproduced except in full, without the written approval of Eurofins TA Technology (Shanghai) Co., Ltd.

U-NII-2A

PSD 802.11a 5260MHz

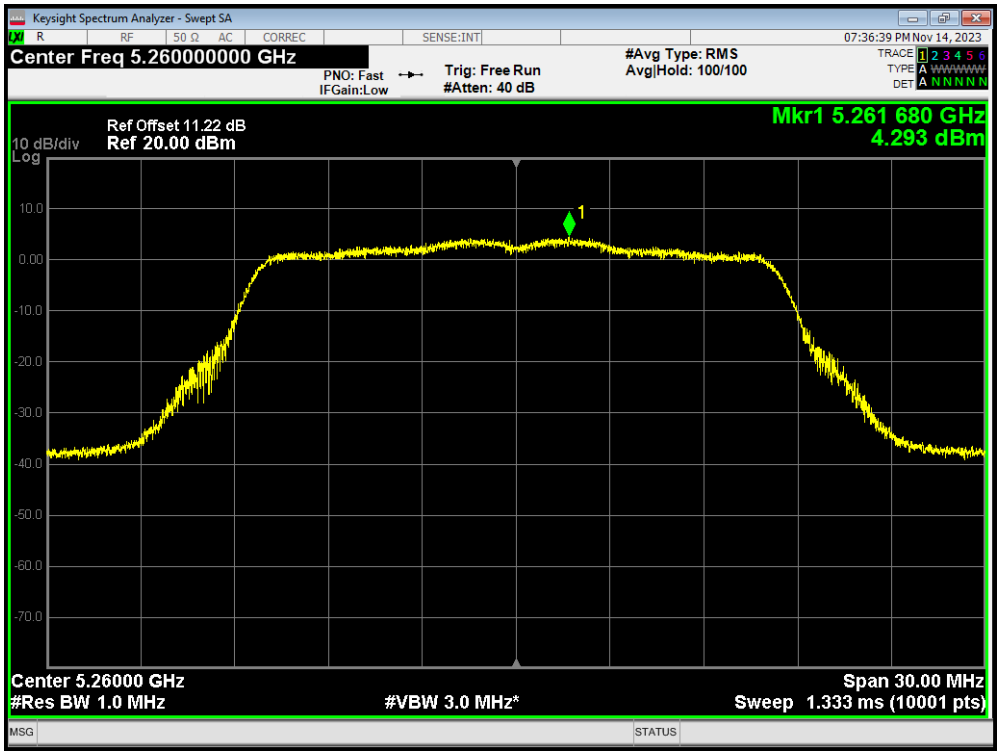

PSD 802.11a 5300MHz

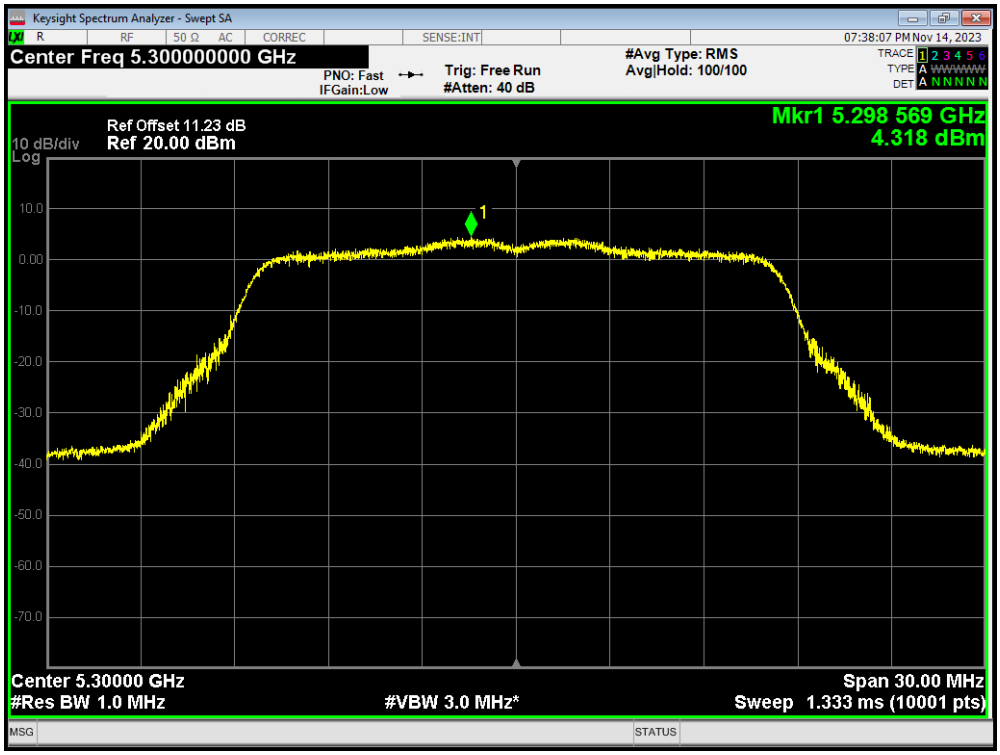

This report shall not be reproduced except in full, without the written approval of Eurofins TA Technology (Shanghai) Co., Ltd.

PSD 802.11a 5320MHz

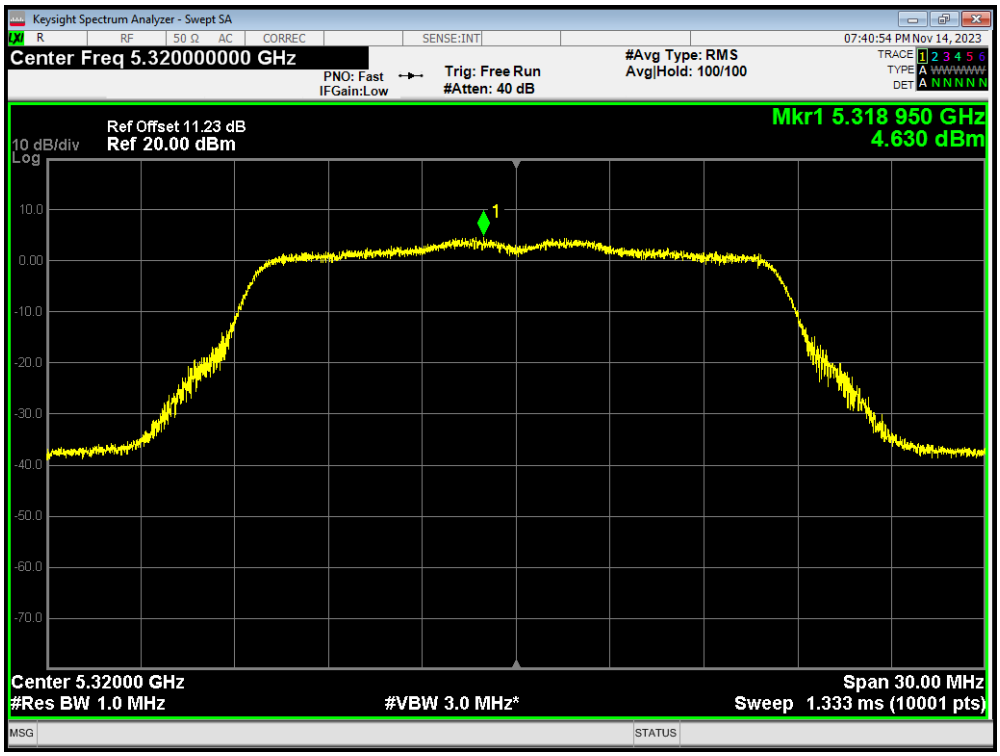

PSD 802.11ac(VHT20) 5260MHz

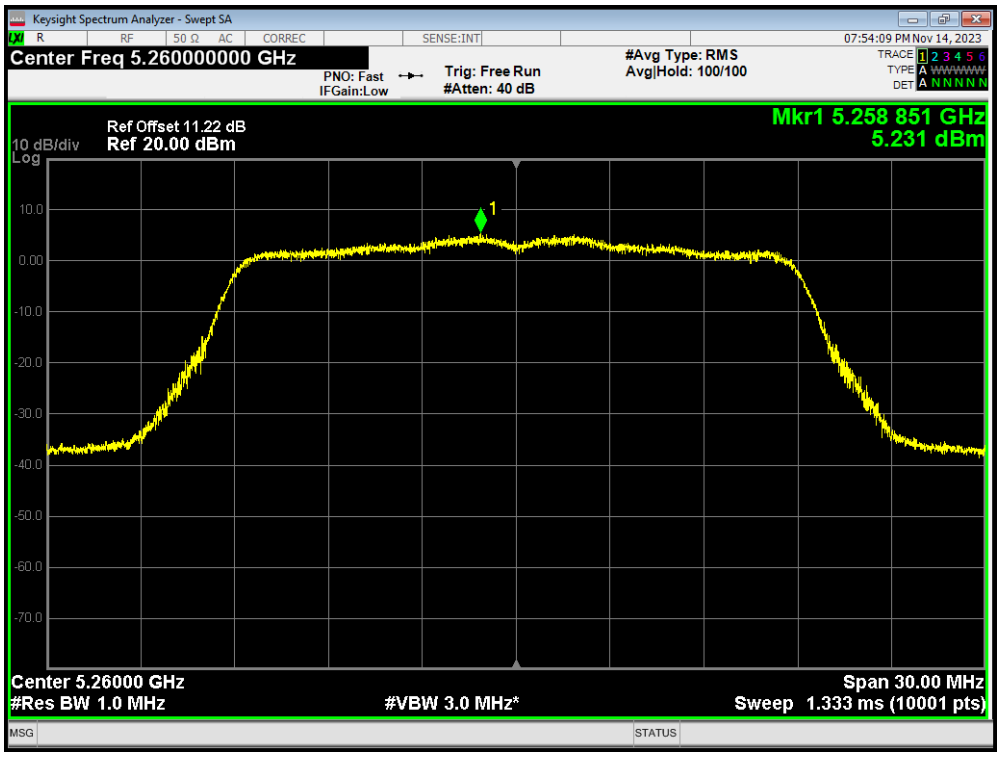

This report shall not be reproduced except in full, without the written approval of Eurofins TA Technology (Shanghai) Co., Ltd.

PSD 802.11ac(VHT20) 5300MHz

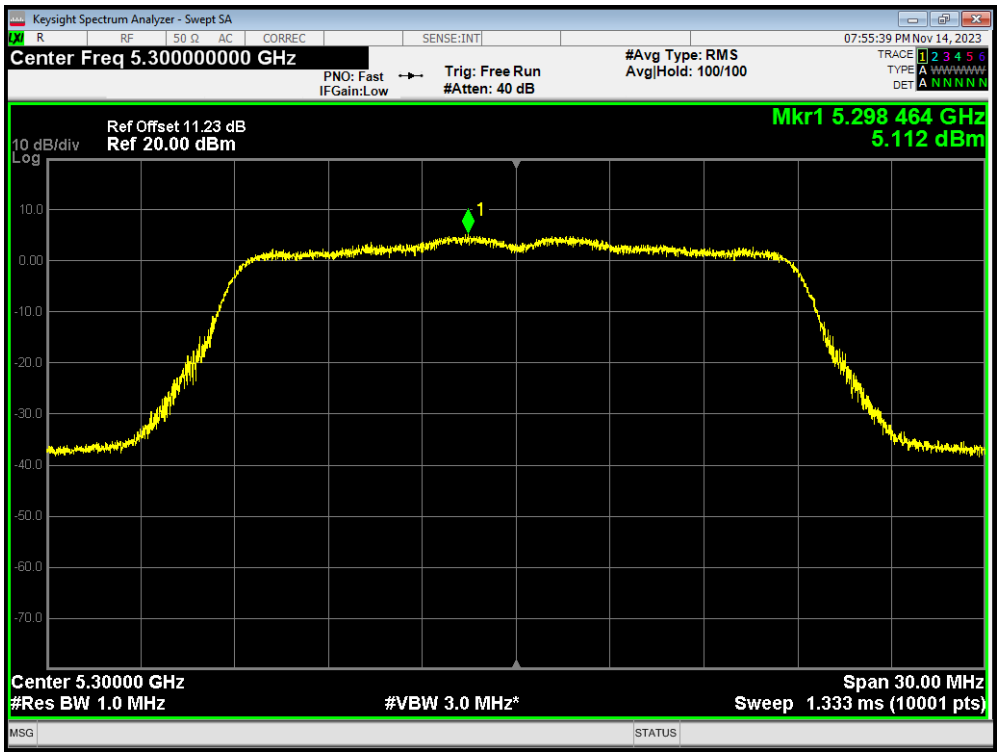

PSD 802.11ac(VHT20) 5320MHz

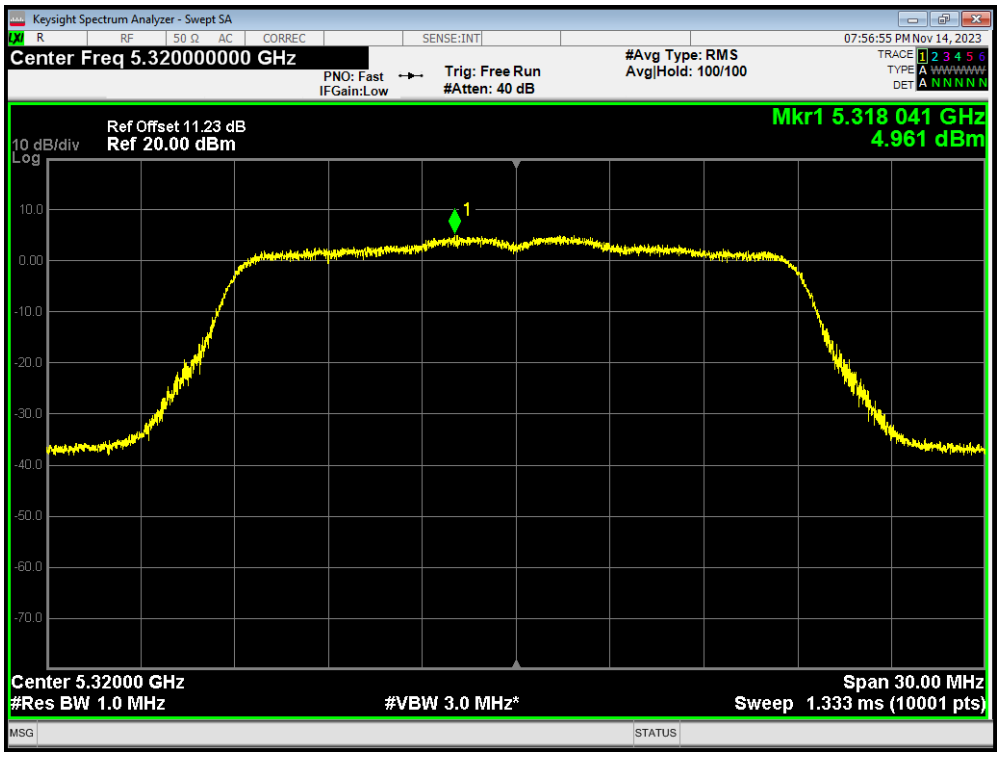

This report shall not be reproduced except in full, without the written approval of Eurofins TA Technology (Shanghai) Co., Ltd.

PSD 802.11ac(VHT40) 5270MHz

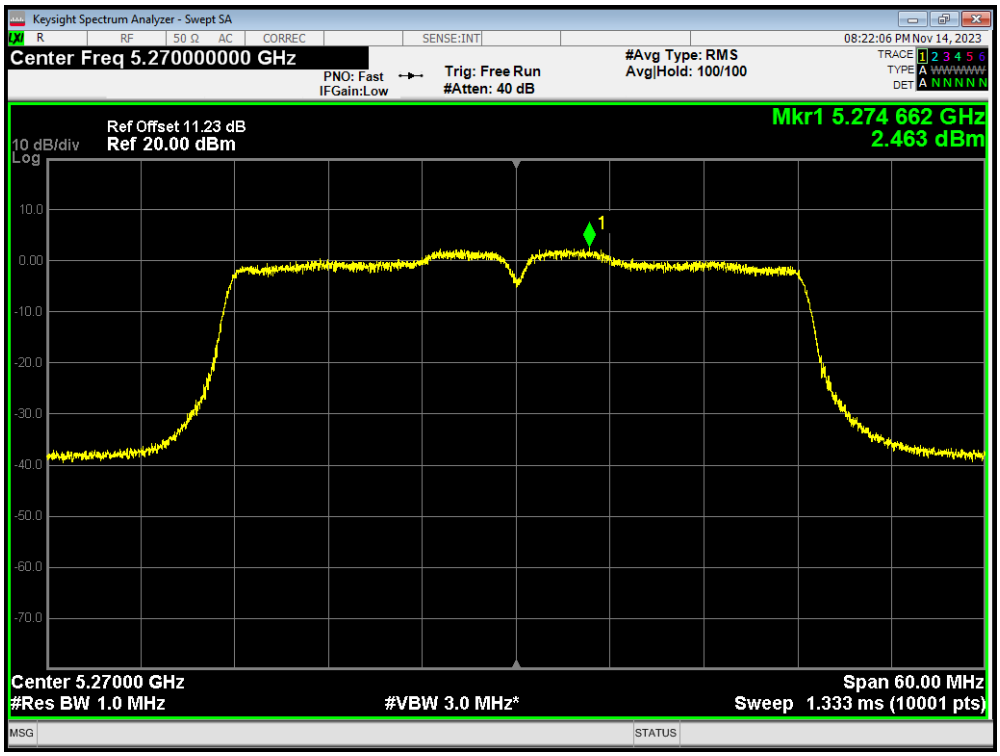

PSD 802.11ac(VHT40) 5310MHz

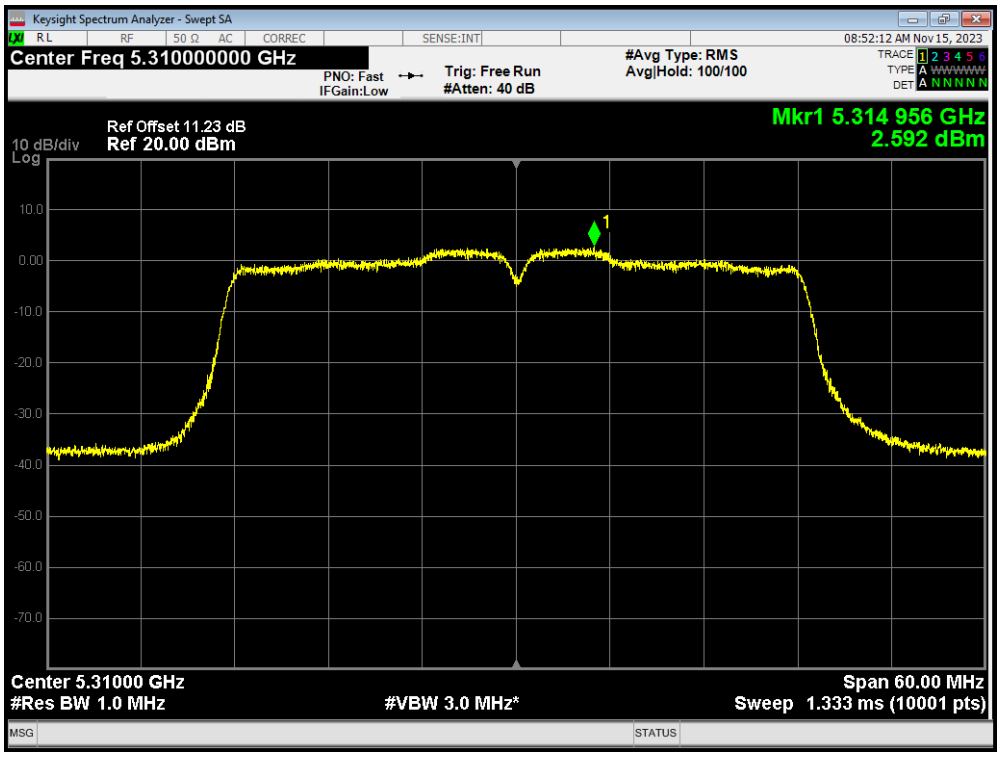

This report shall not be reproduced except in full, without the written approval of Eurofins TA Technology (Shanghai) Co., Ltd.

PSD 802.11ac(VHT80) 5290MHz

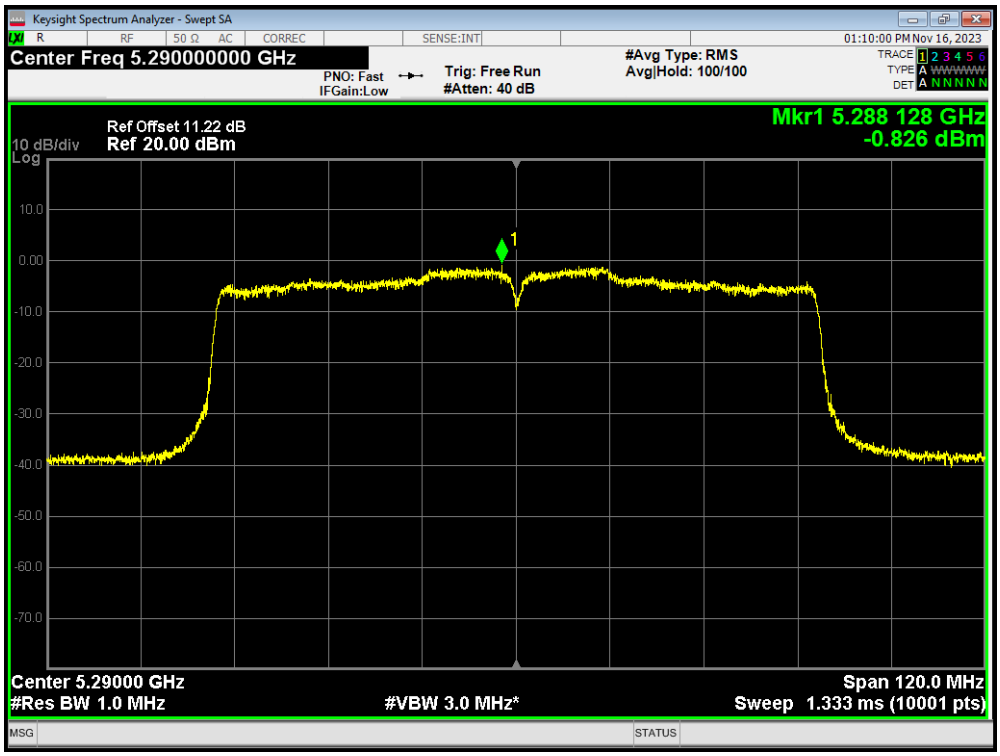

PSD 802.11ax(HE20) 5260MHz

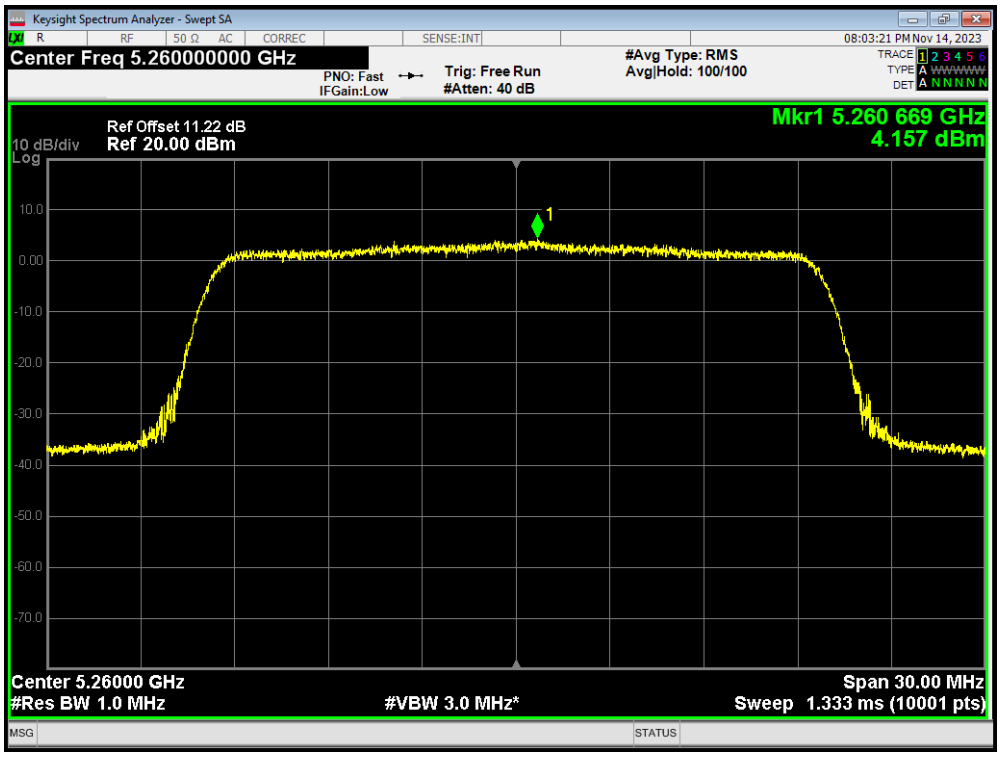

This report shall not be reproduced except in full, without the written approval of Eurofins TA Technology (Shanghai) Co., Ltd.

PSD 802.11ax(HE20) 5300MHz

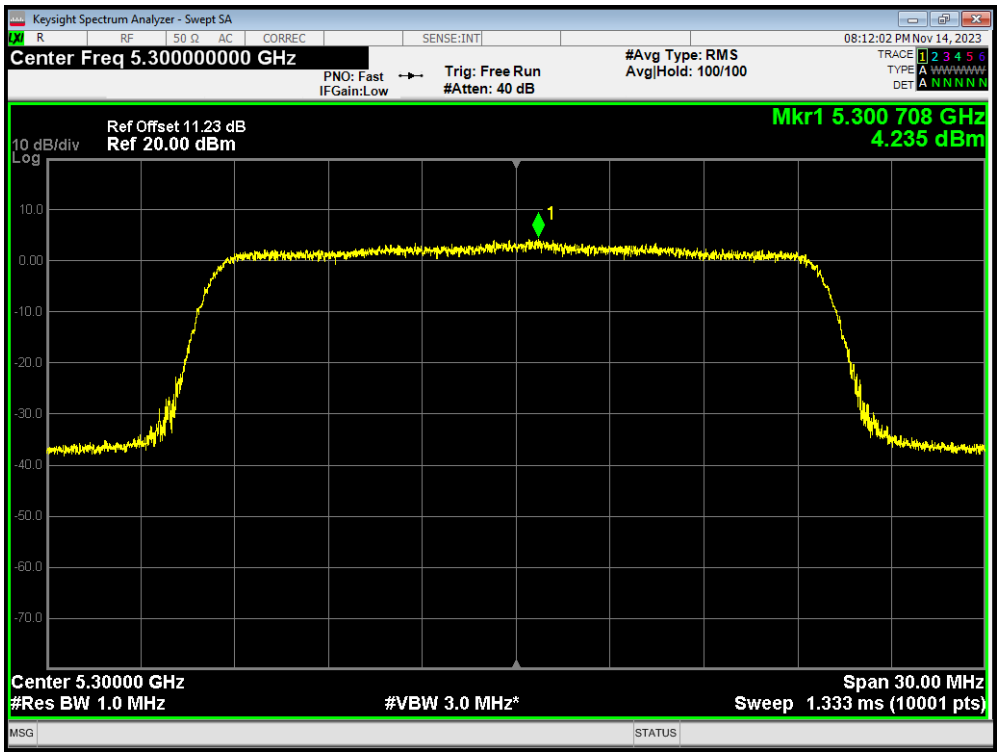

PSD 802.11ax(HE20) 5320MHz

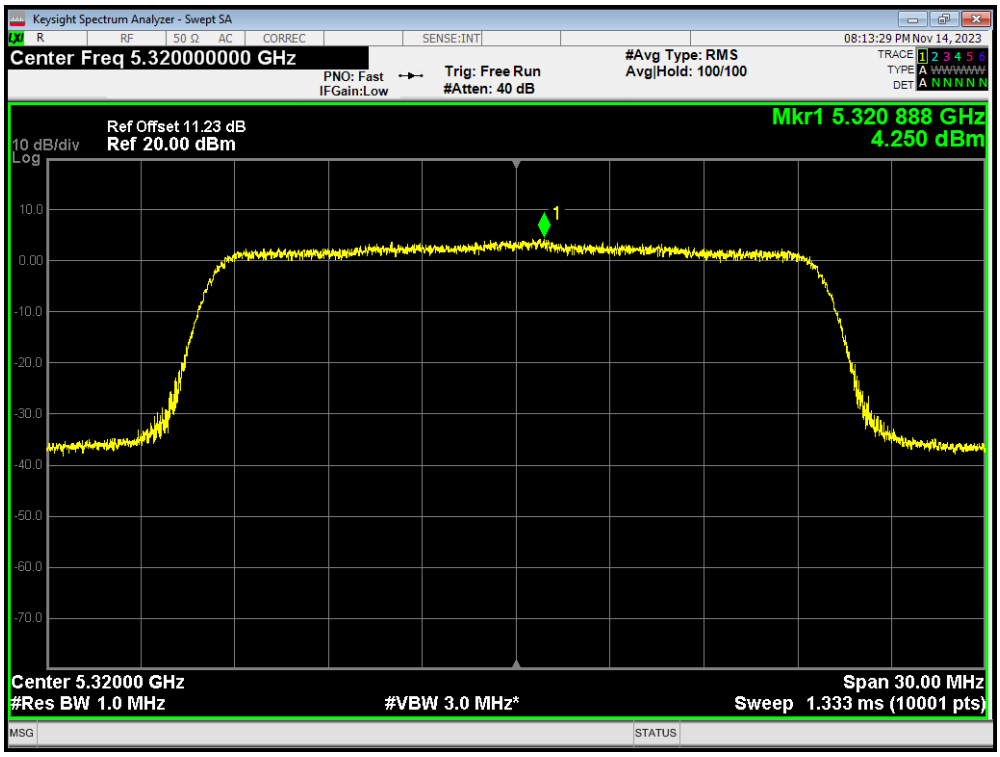

This report shall not be reproduced except in full, without the written approval of Eurofins TA Technology (Shanghai) Co., Ltd.

PSD 802.11ax(HE40) 5270MHz

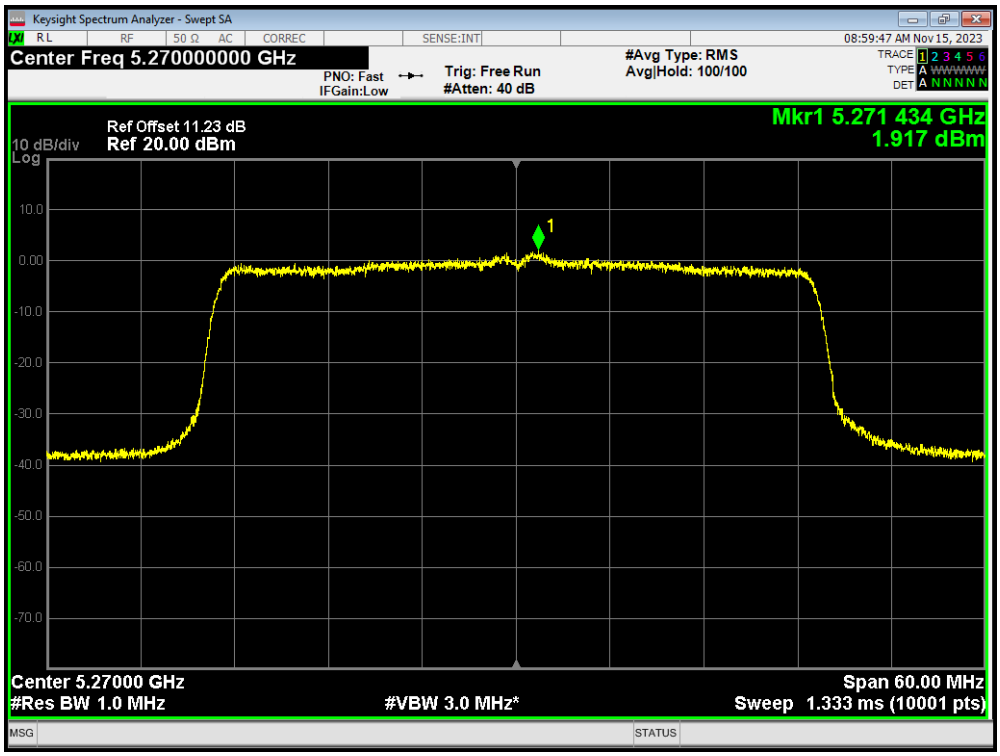

PSD 802.11ax(HE40) 5310MHz

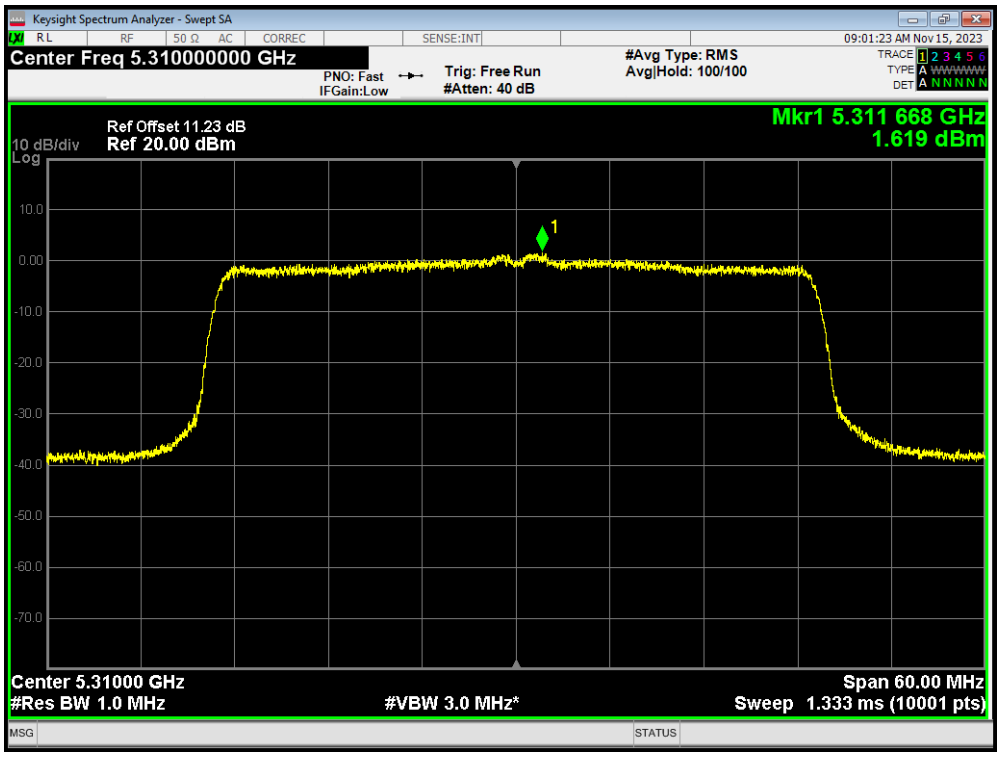

This report shall not be reproduced except in full, without the written approval of Eurofins TA Technology (Shanghai) Co., Ltd.

PSD 802.11ax(HE80) 5290MHz

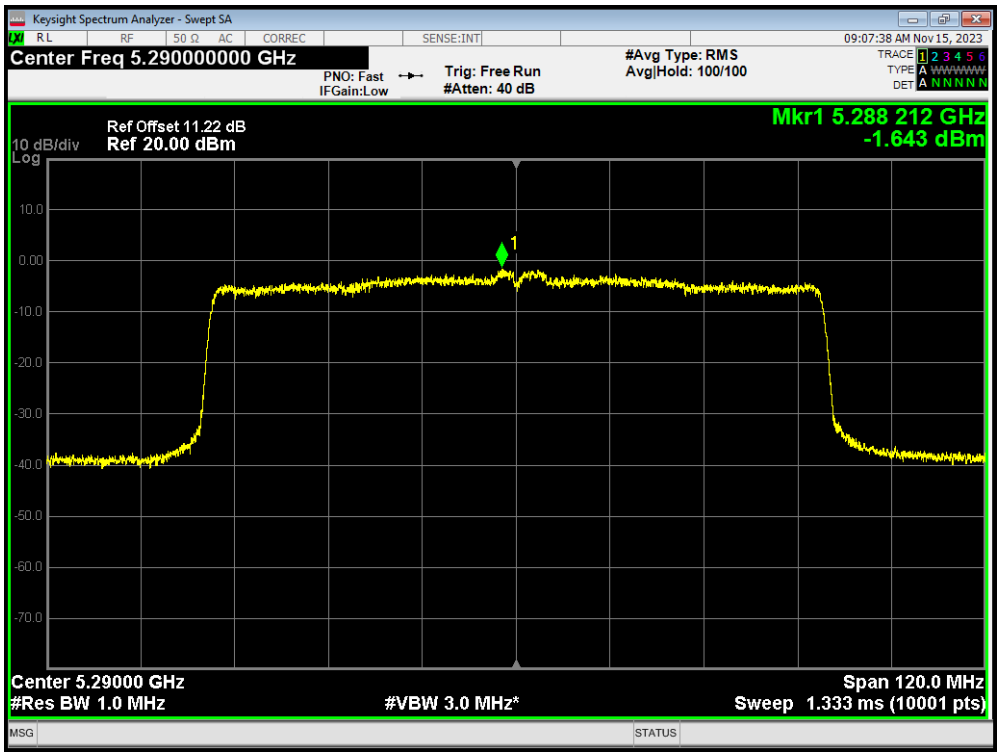

PSD 802.11n(HT20) 5260MHz

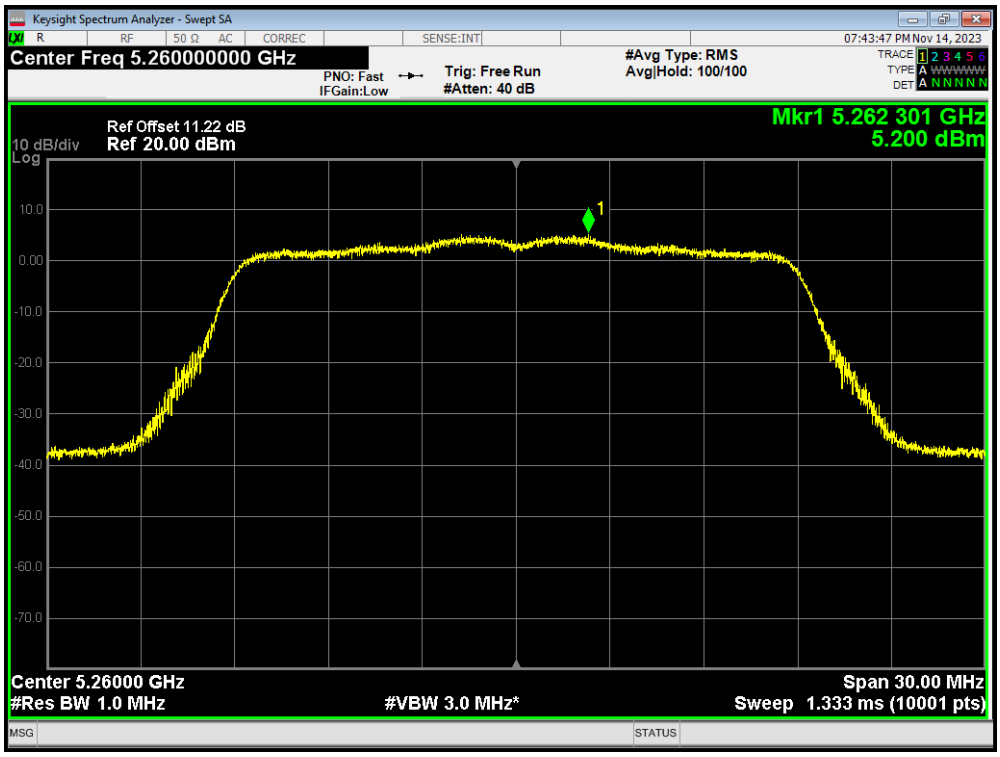

This report shall not be reproduced except in full, without the written approval of Eurofins TA Technology (Shanghai) Co., Ltd.

PSD 802.11n(HT20) 5300MHz

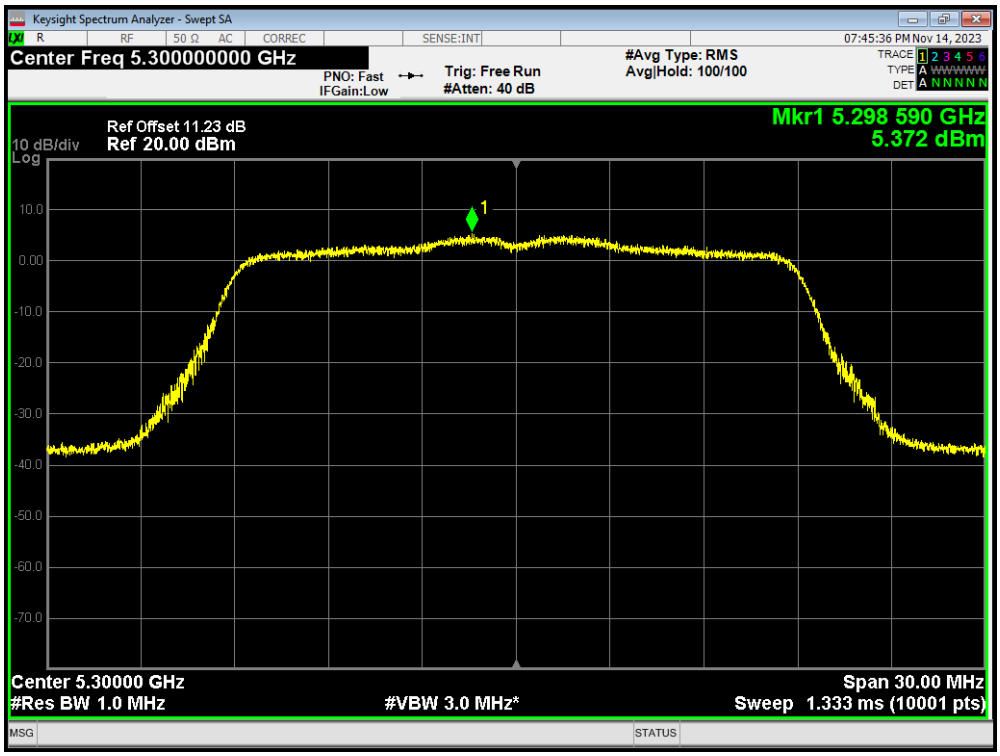

PSD 802.11n(HT20) 5320MHz

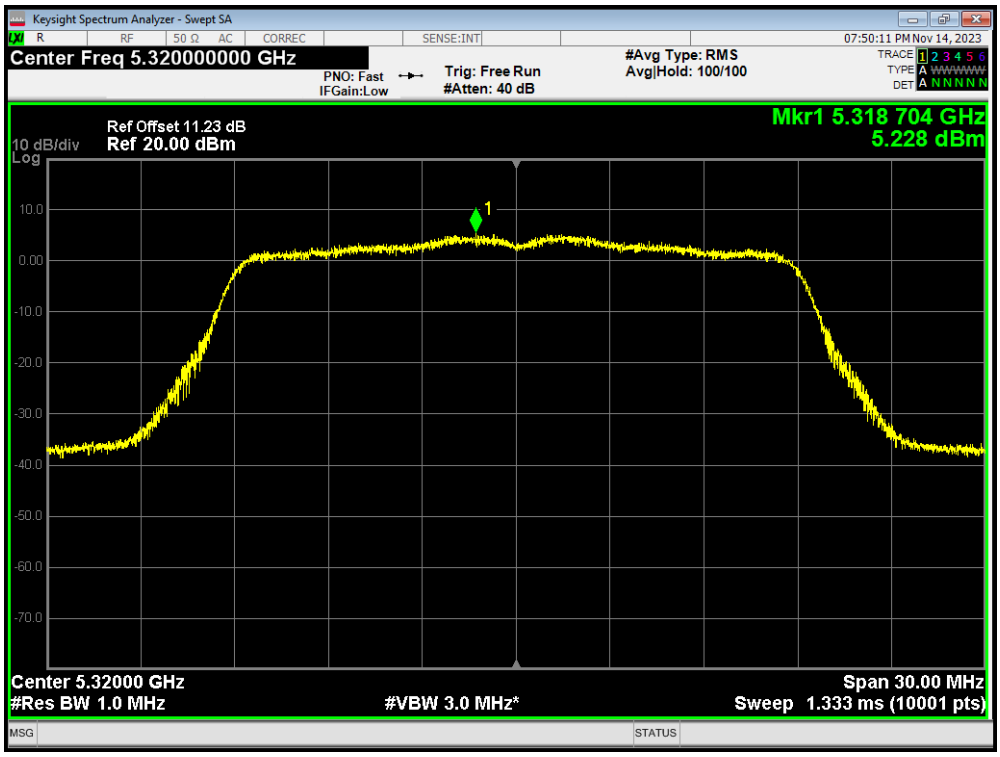

This report shall not be reproduced except in full, without the written approval of Eurofins TA Technology (Shanghai) Co., Ltd.

PSD 802.11n(HT40) 5270MHz

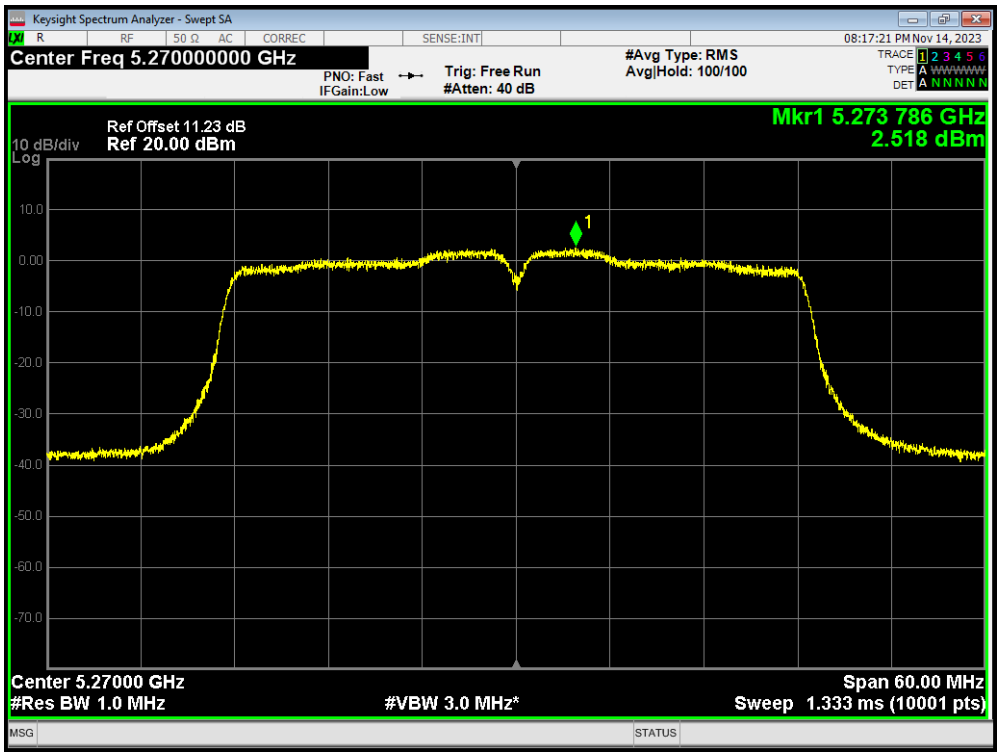

PSD 802.11n(HT40) 5310MHz

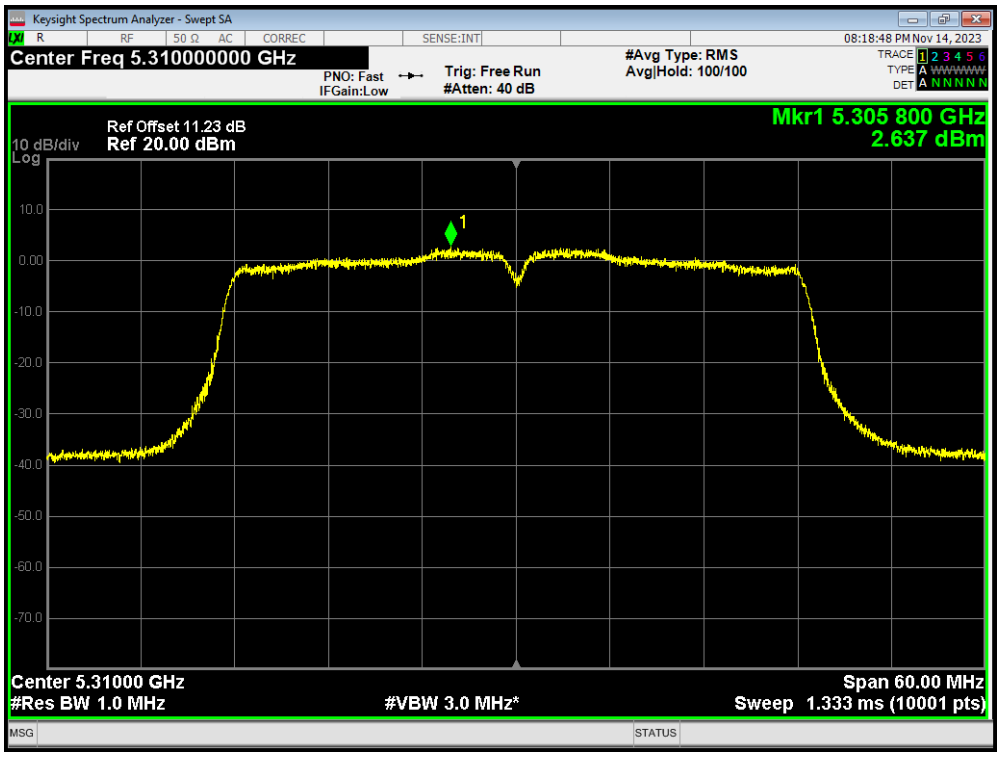

This report shall not be reproduced except in full, without the written approval of Eurofins TA Technology (Shanghai) Co., Ltd.

U-NII-2C

PSD 802.11a 5500MHz

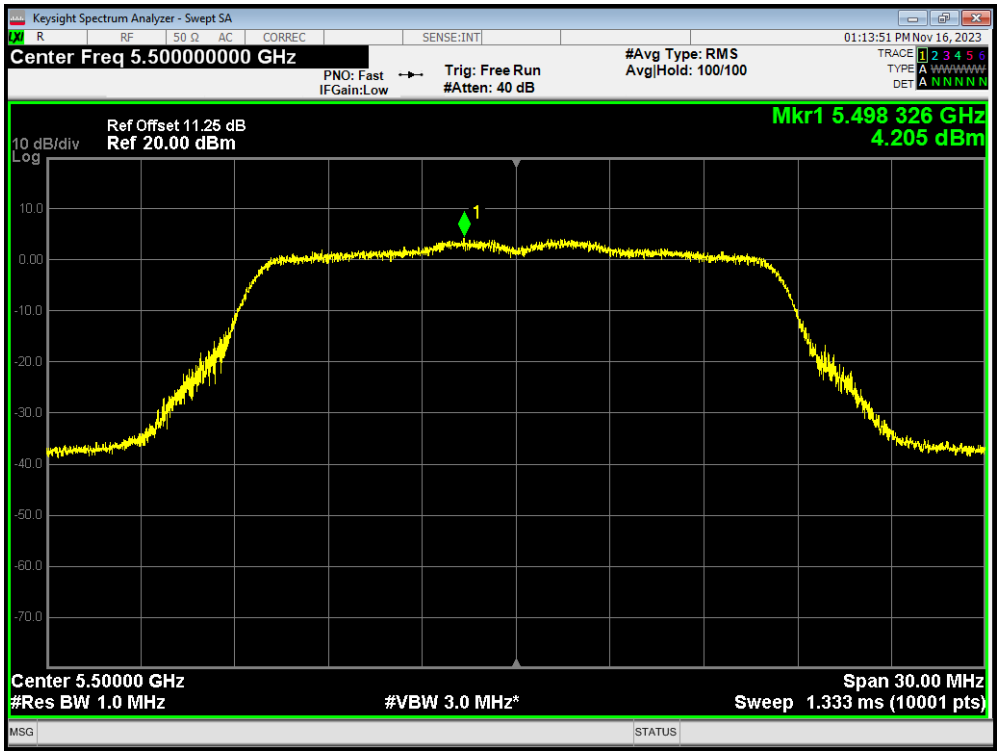

PSD 802.11a 5580MHz

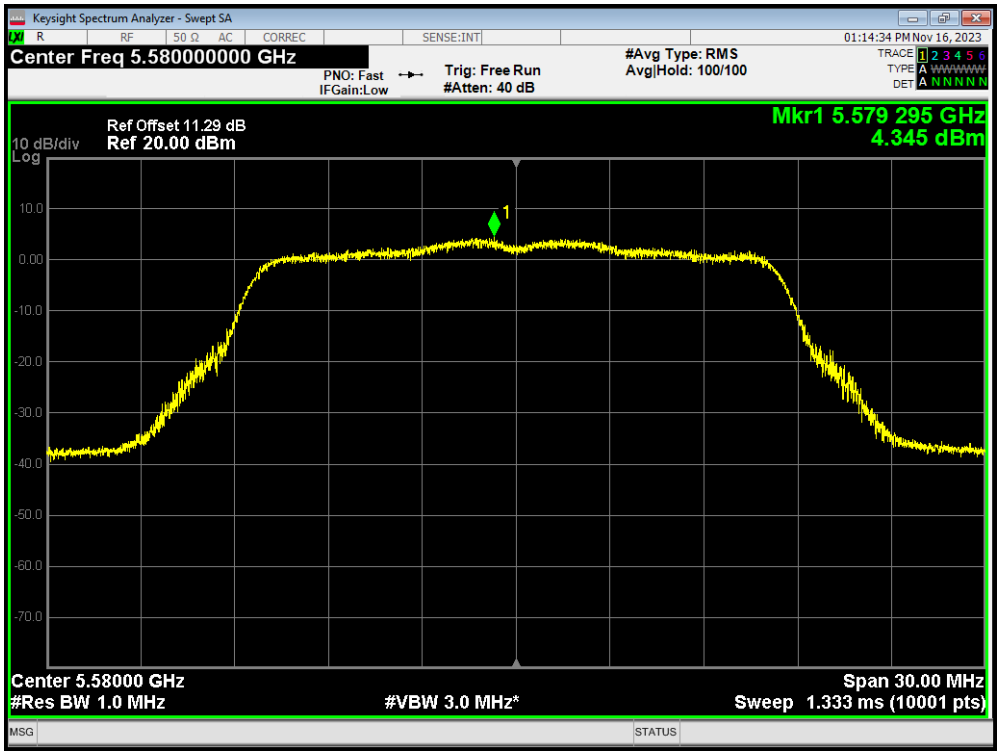

This report shall not be reproduced except in full, without the written approval of Eurofins TA Technology (Shanghai) Co., Ltd.

PSD 802.11a 5700MHz

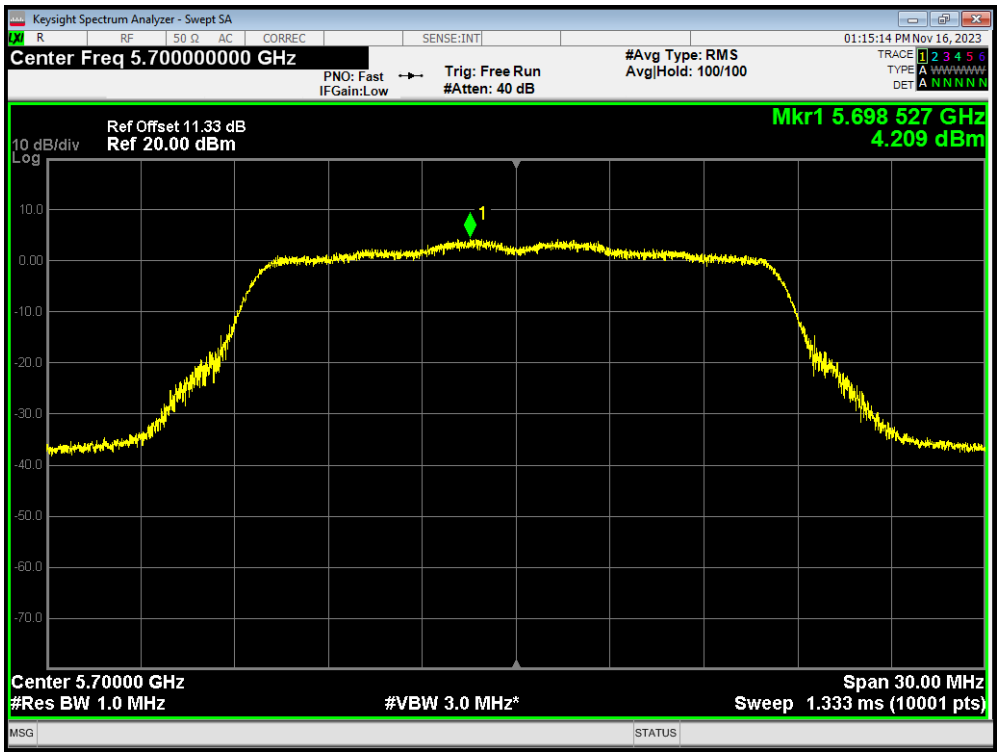

PSD 802.11a 5720MHz

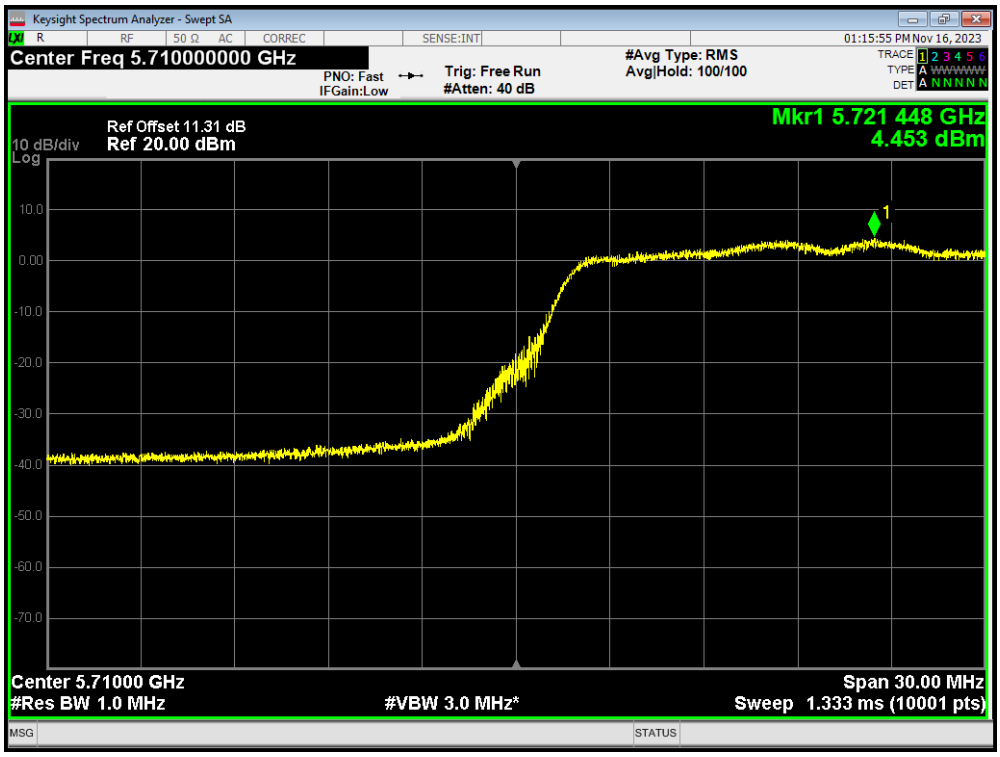

This report shall not be reproduced except in full, without the written approval of Eurofins TA Technology (Shanghai) Co., Ltd.

PSD 802.11ac(VHT20) 5500MHz

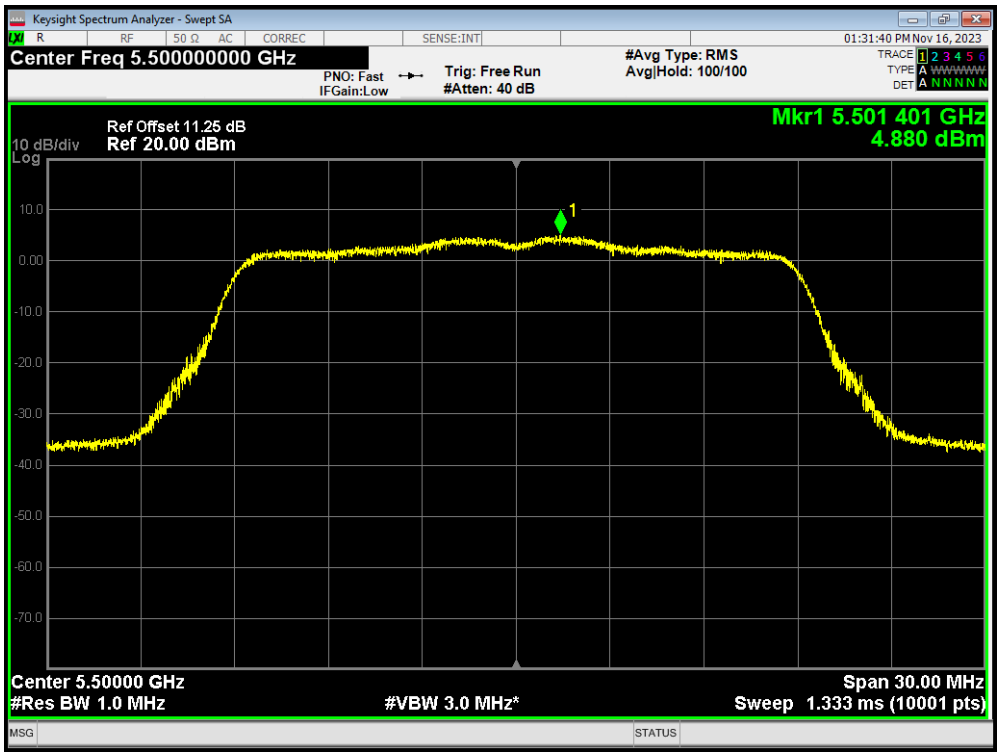

PSD 802.11ac(VHT20) 5580MHz

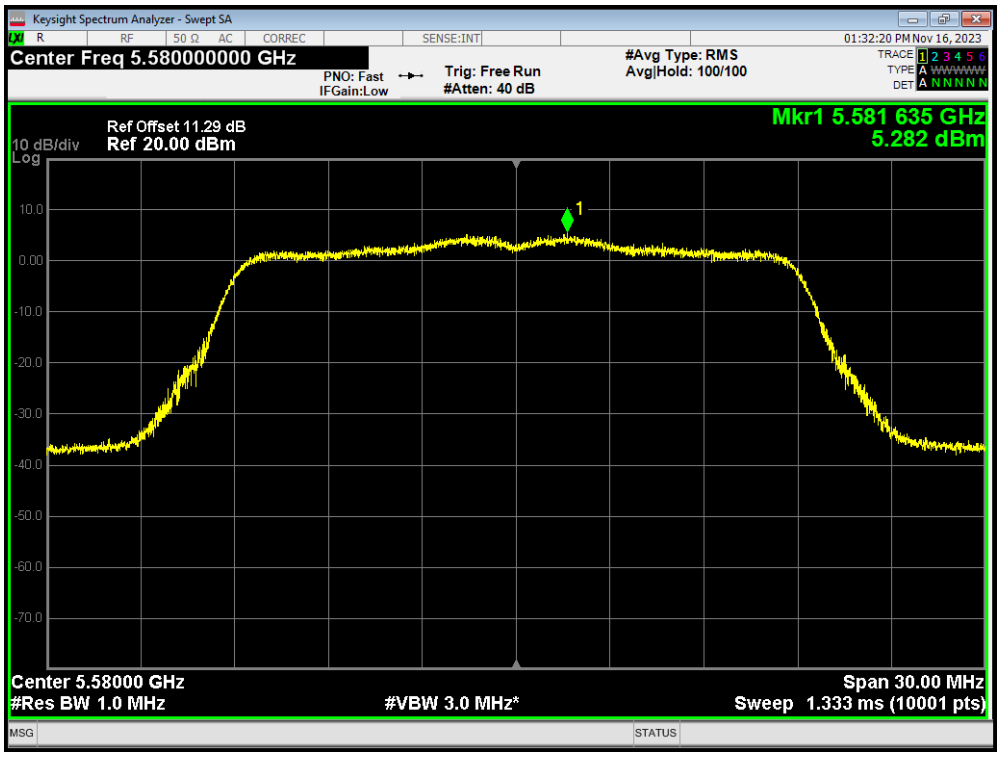

This report shall not be reproduced except in full, without the written approval of Eurofins TA Technology (Shanghai) Co., Ltd.

PSD 802.11ac(VHT20) 5700MHz

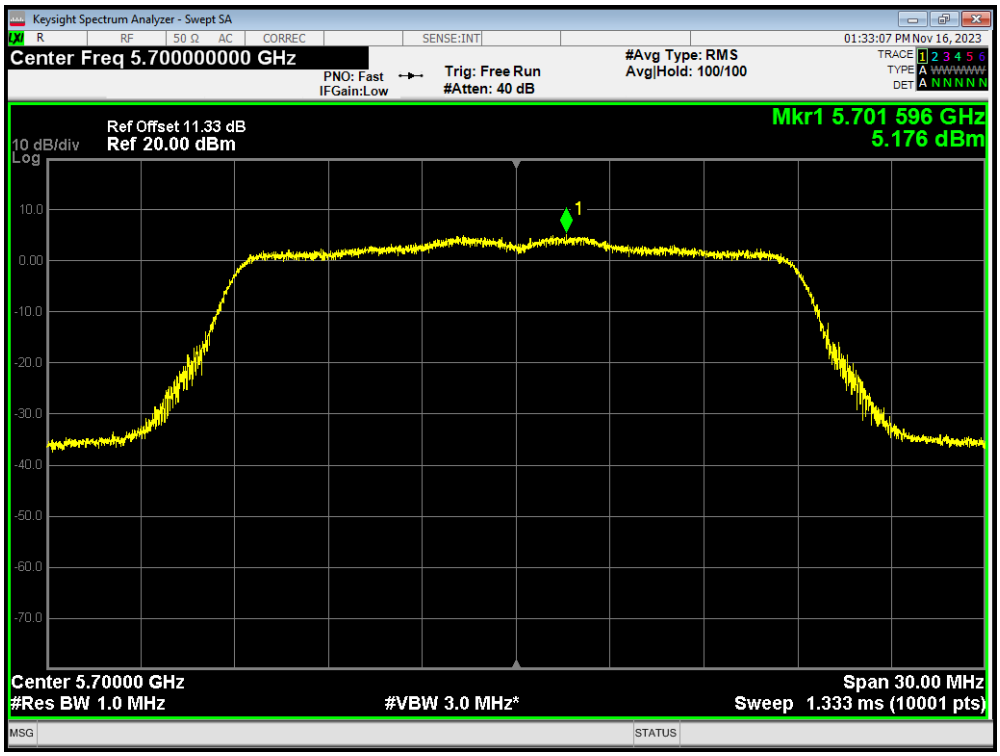

PSD 802.11ac(VHT20) 5720MHz

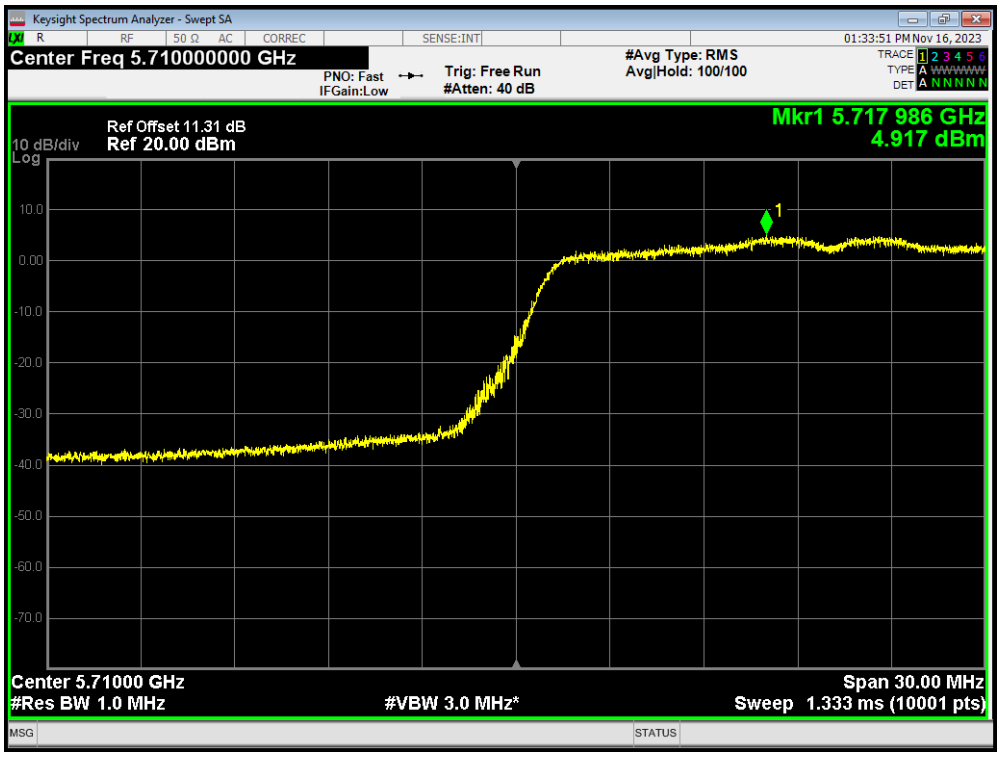

This report shall not be reproduced except in full, without the written approval of Eurofins TA Technology (Shanghai) Co., Ltd.

PSD 802.11ac(VHT40) 5510MHz

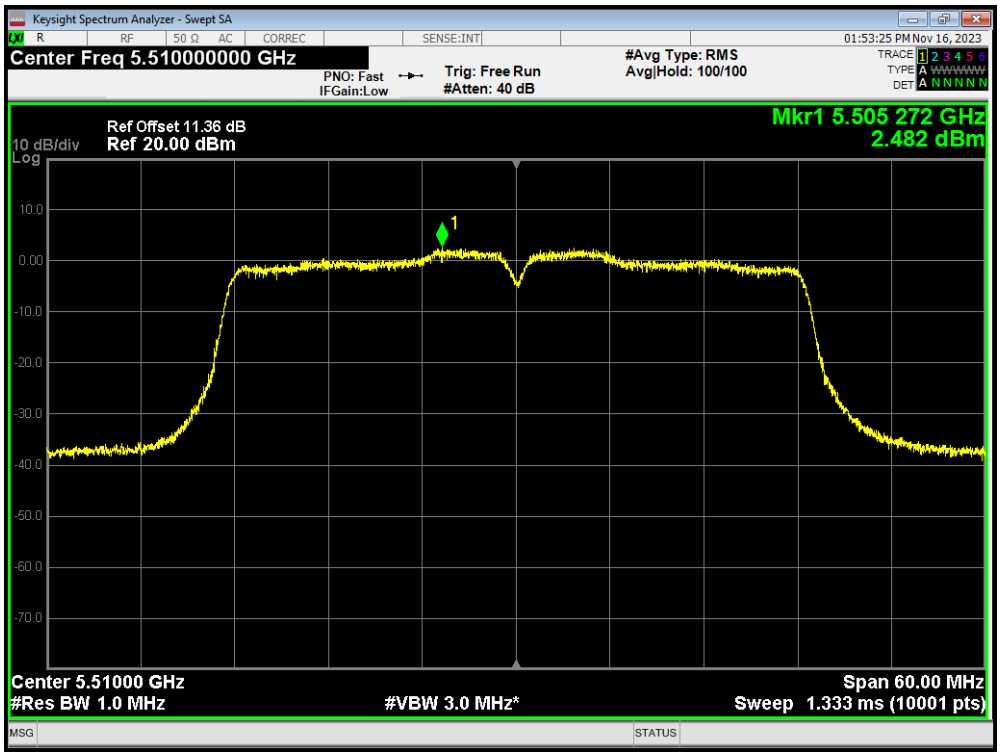

PSD 802.11ac(VHT40) 5550MHz

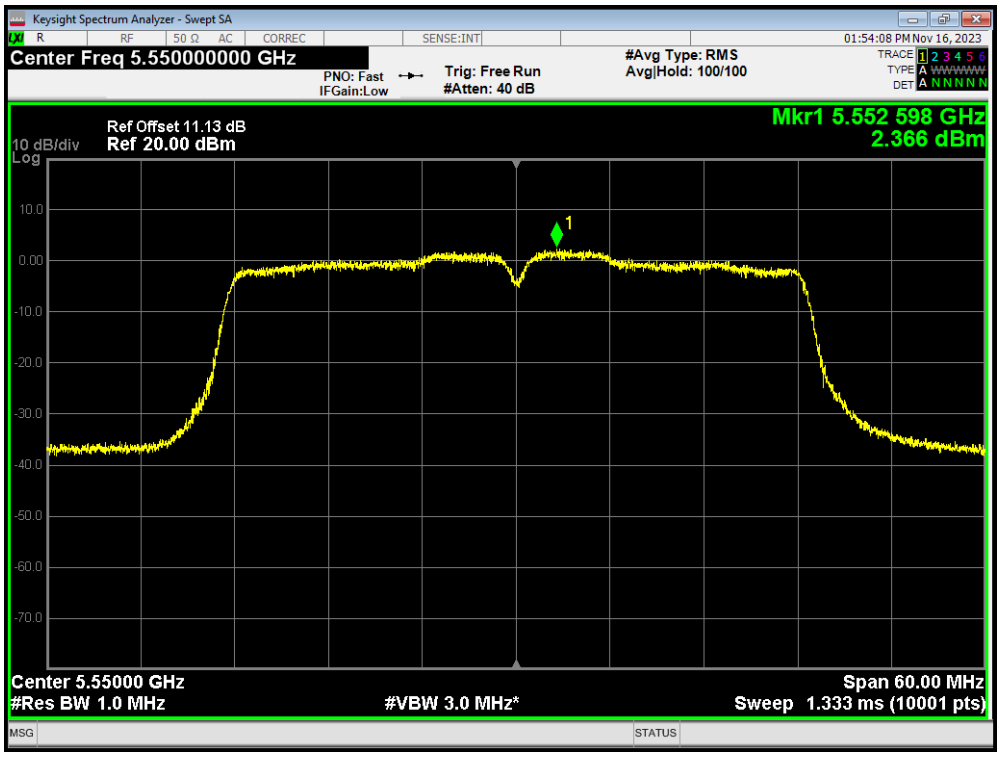

This report shall not be reproduced except in full, without the written approval of Eurofins TA Technology (Shanghai) Co., Ltd.

PSD 802.11ac(VHT40) 5670MHz

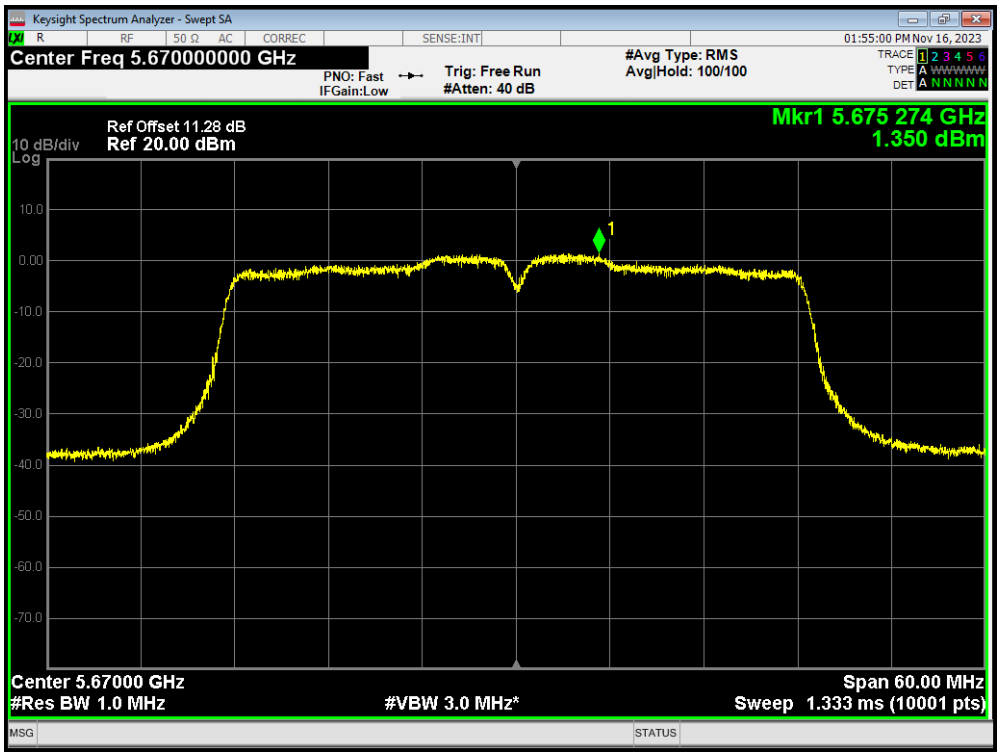

PSD 802.11ac(VHT40) 5710MHz

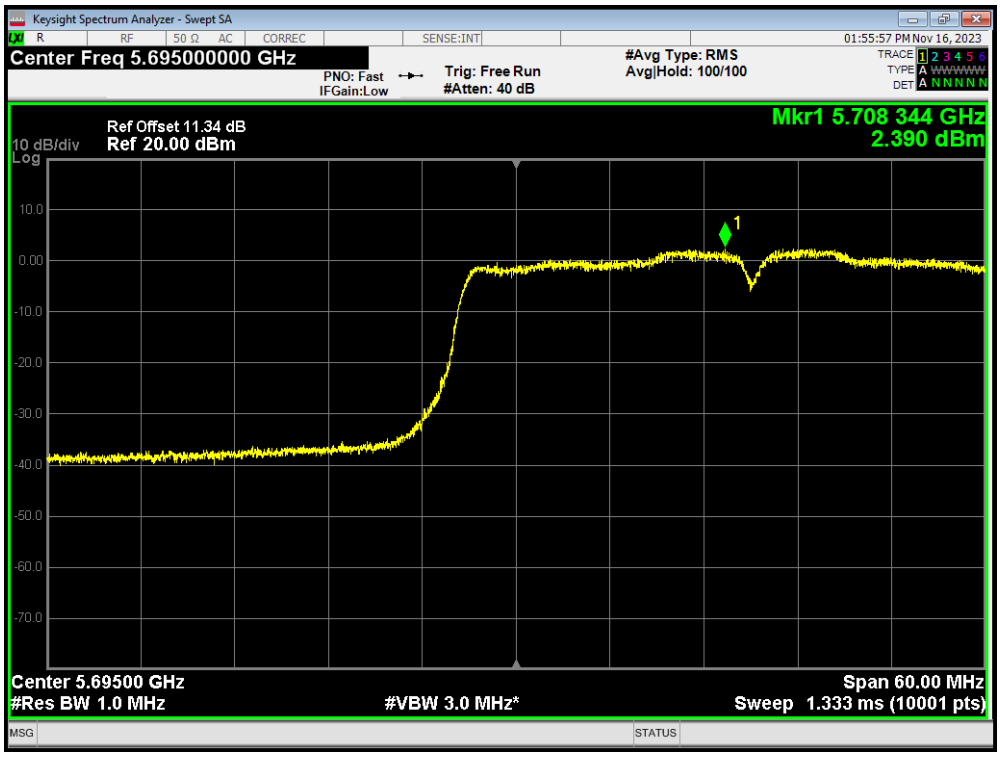

This report shall not be reproduced except in full, without the written approval of Eurofins TA Technology (Shanghai) Co., Ltd.

PSD 802.11ac(VHT80) 5530MHz

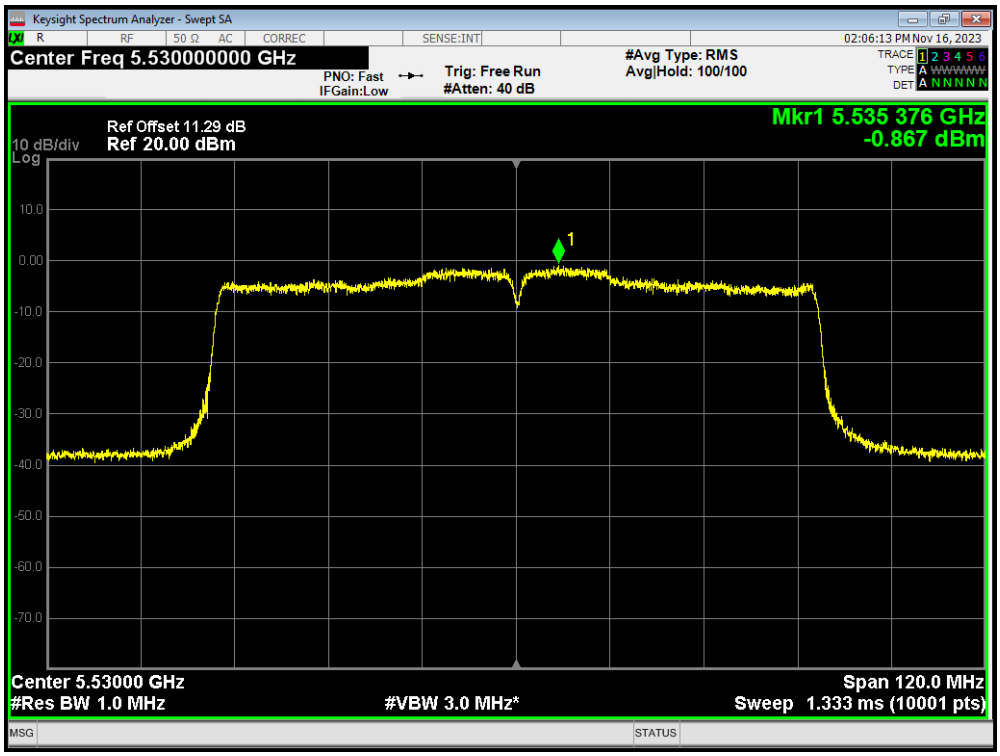

PSD 802.11ac(VHT80) 5690MHz

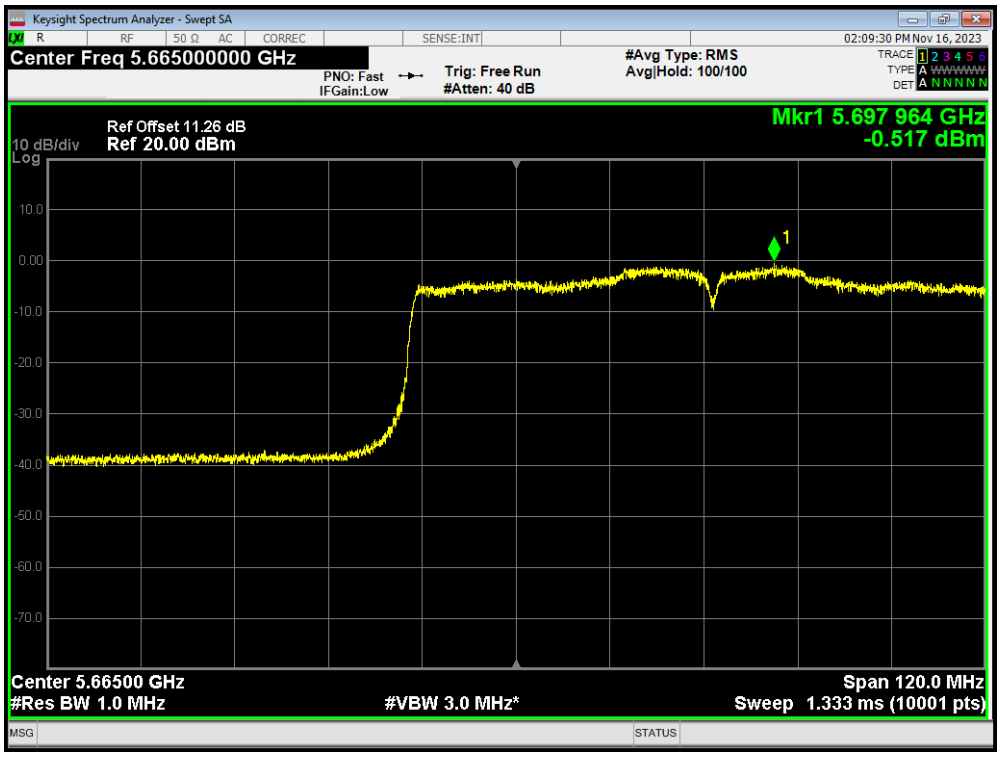

This report shall not be reproduced except in full, without the written approval of Eurofins TA Technology (Shanghai) Co., Ltd.

PSD 802.11ax(HE20) 5500MHz

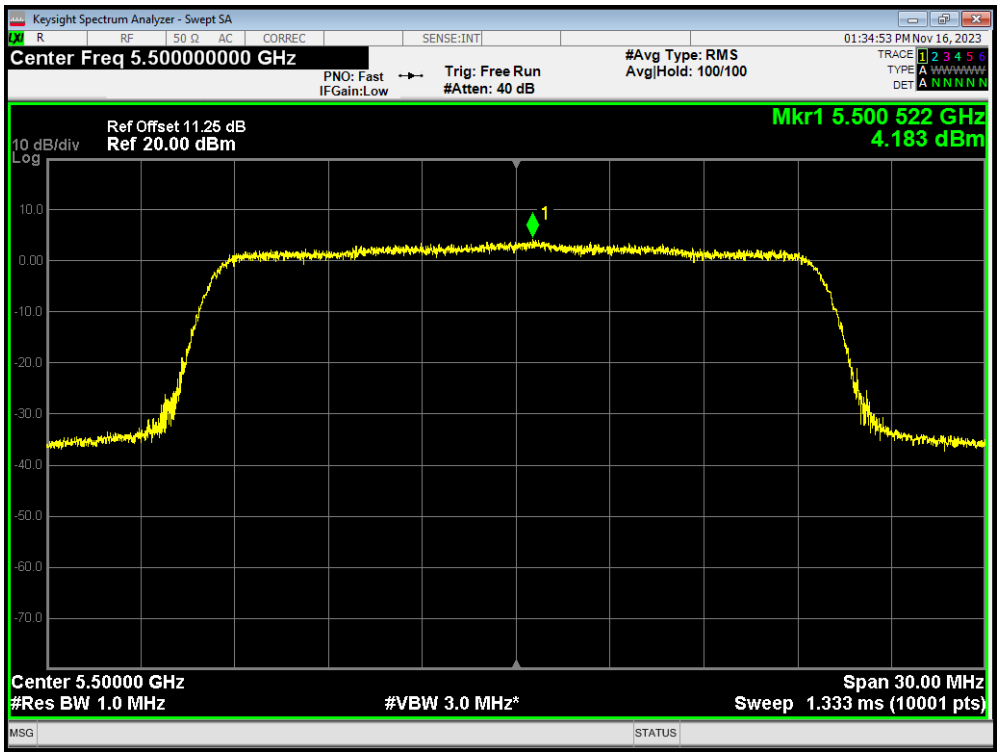

PSD 802.11ax(HE20) 5580MHz

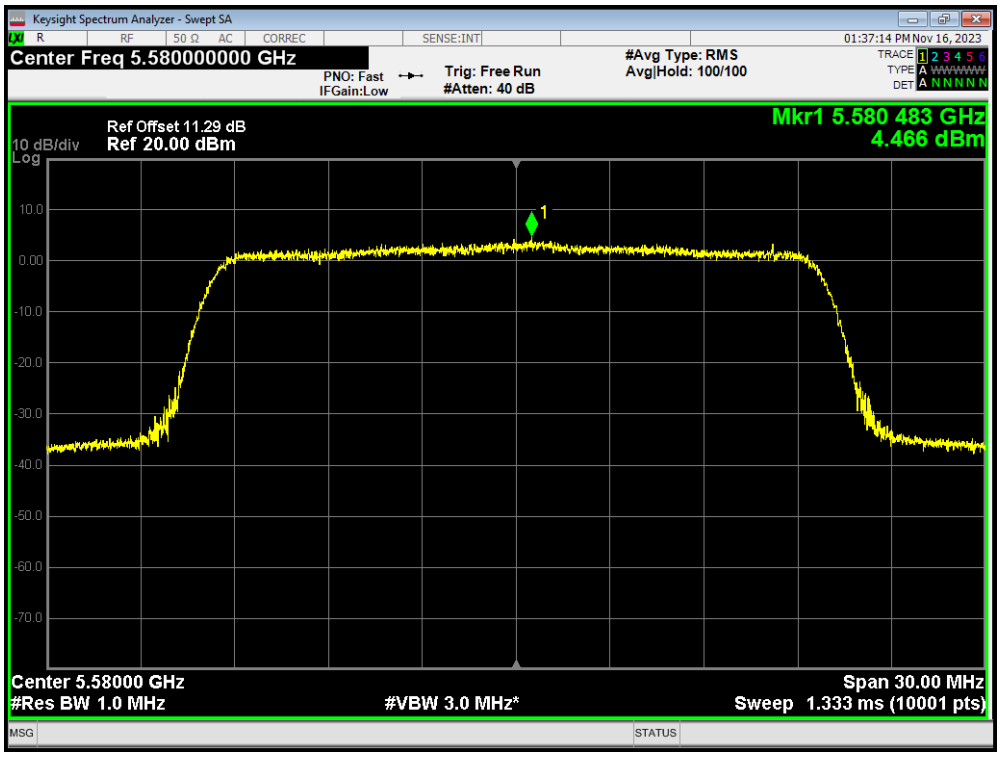

This report shall not be reproduced except in full, without the written approval of Eurofins TA Technology (Shanghai) Co., Ltd.

PSD 802.11ax(HE20) 5700MHz

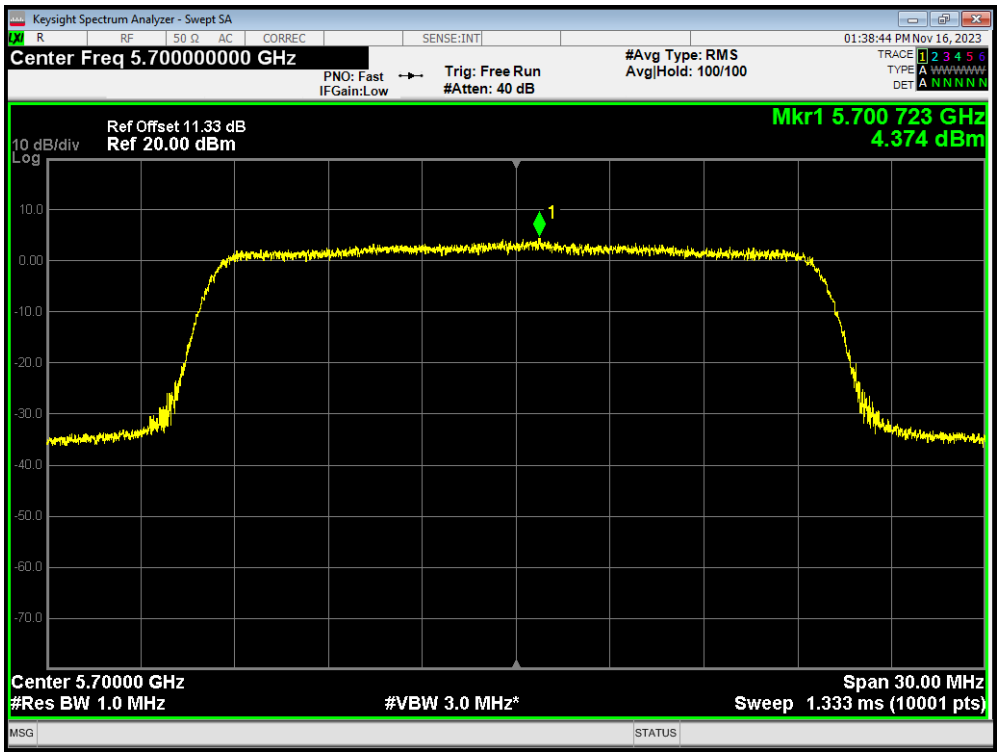

PSD 802.11ax(HE20) 5720MHz

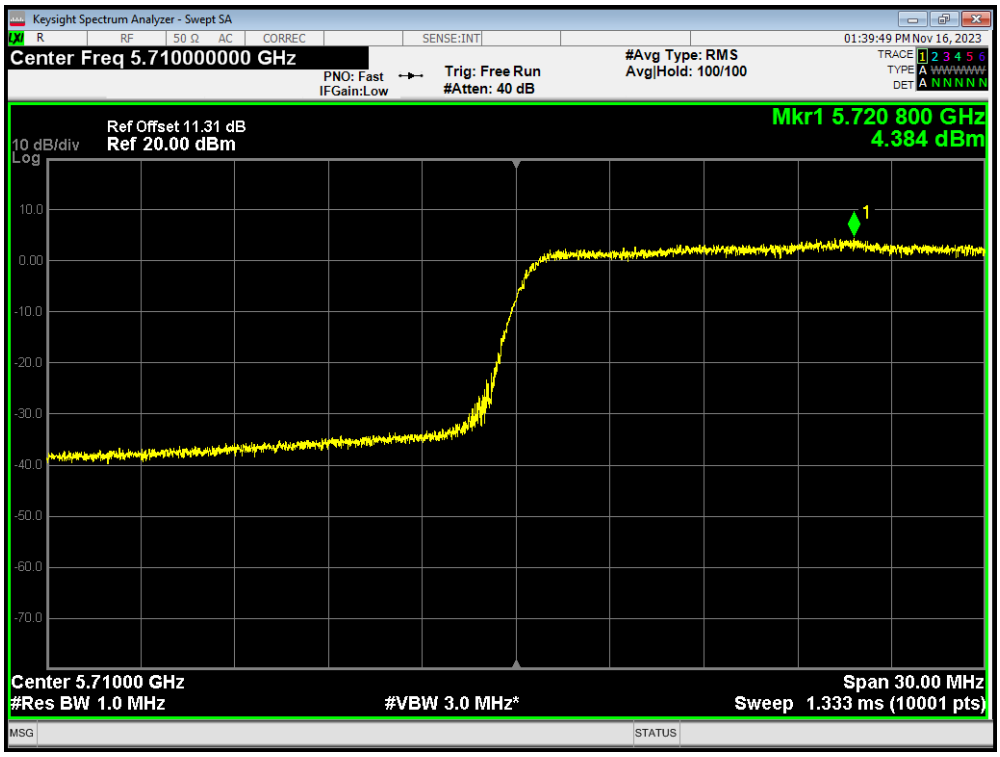

This report shall not be reproduced except in full, without the written approval of Eurofins TA Technology (Shanghai) Co., Ltd.

PSD 802.11ax(HE40) 5510MHz

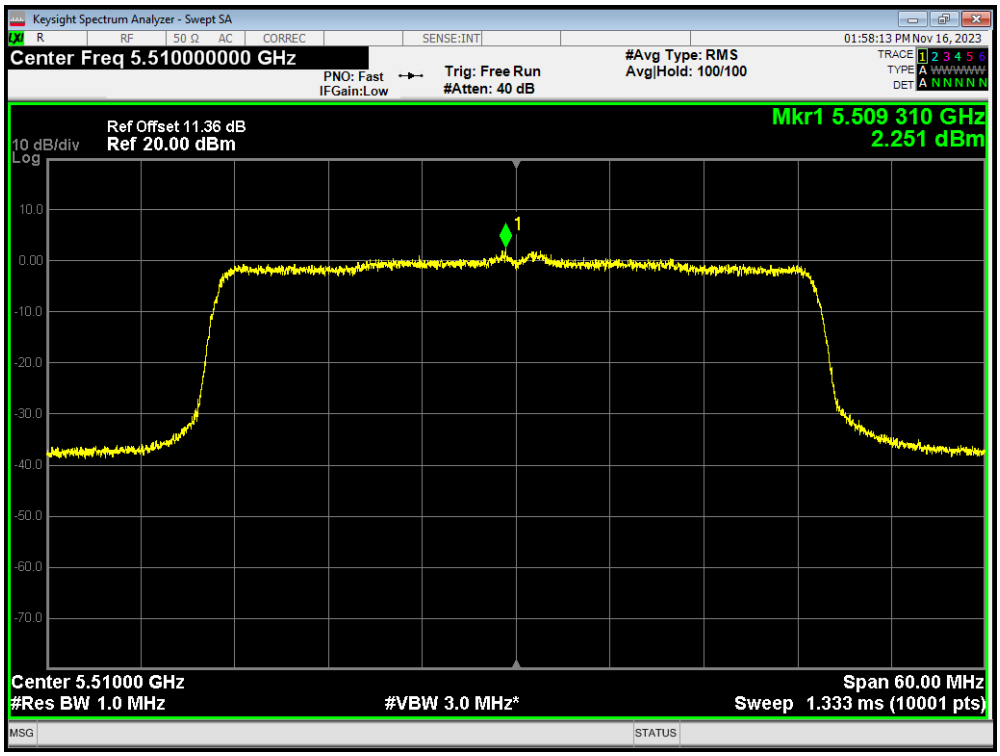

PSD 802.11ax(HE40) 5550MHz

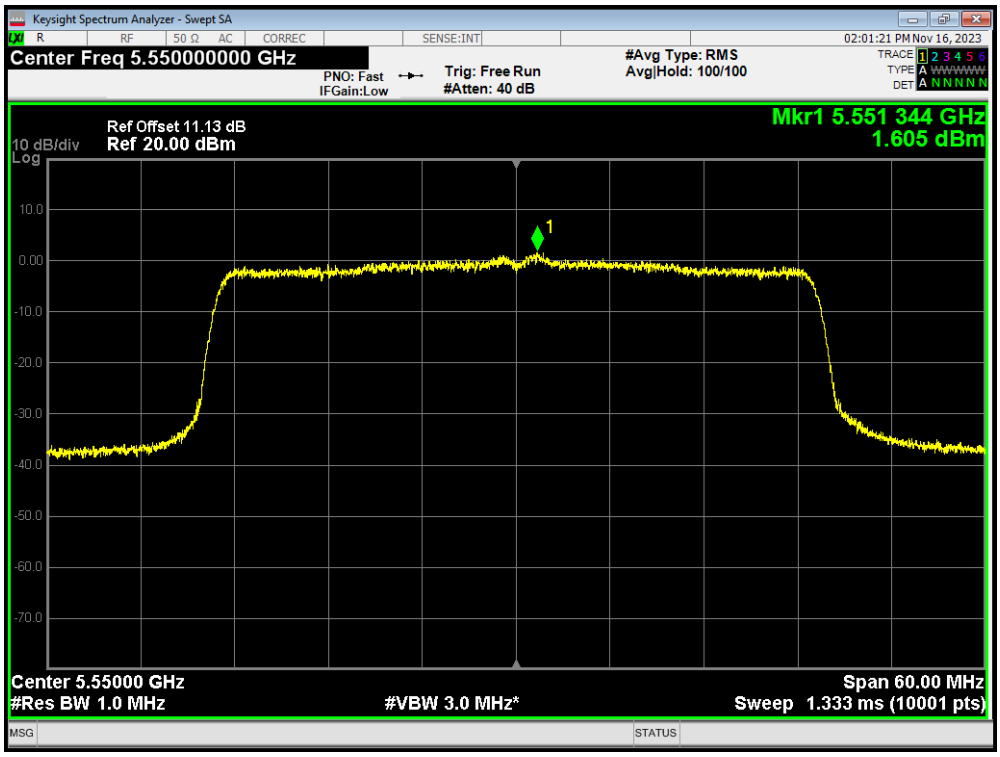

This report shall not be reproduced except in full, without the written approval of Eurofins TA Technology (Shanghai) Co., Ltd.

PSD 802.11ax(HE40) 5670MHz

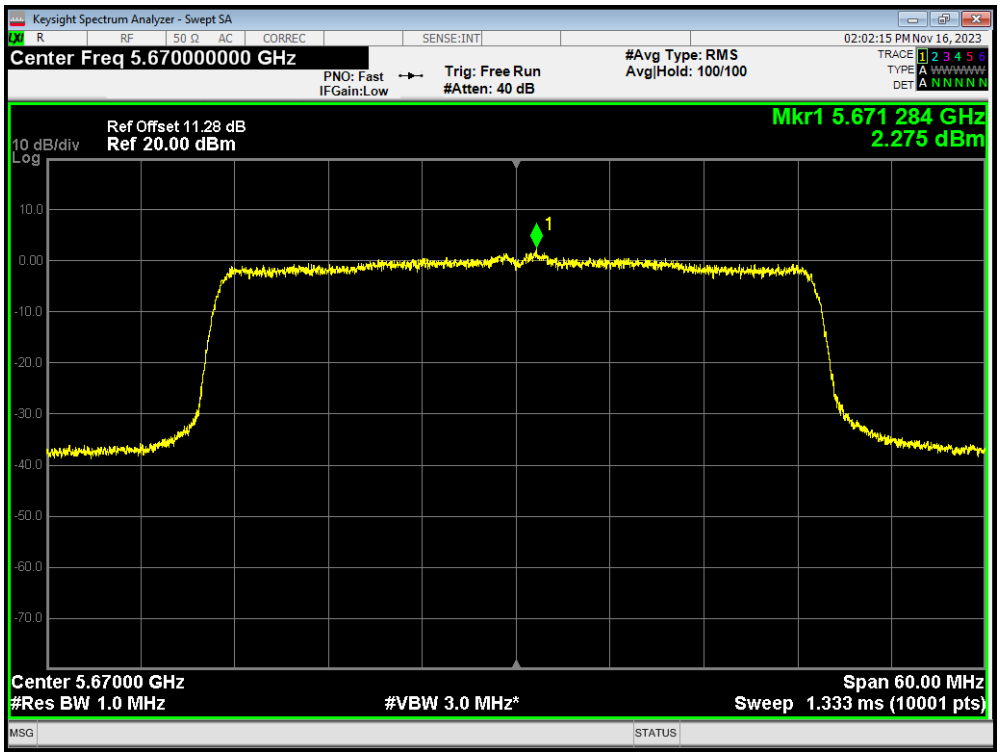

PSD 802.11ax(HE40) 5710MHz

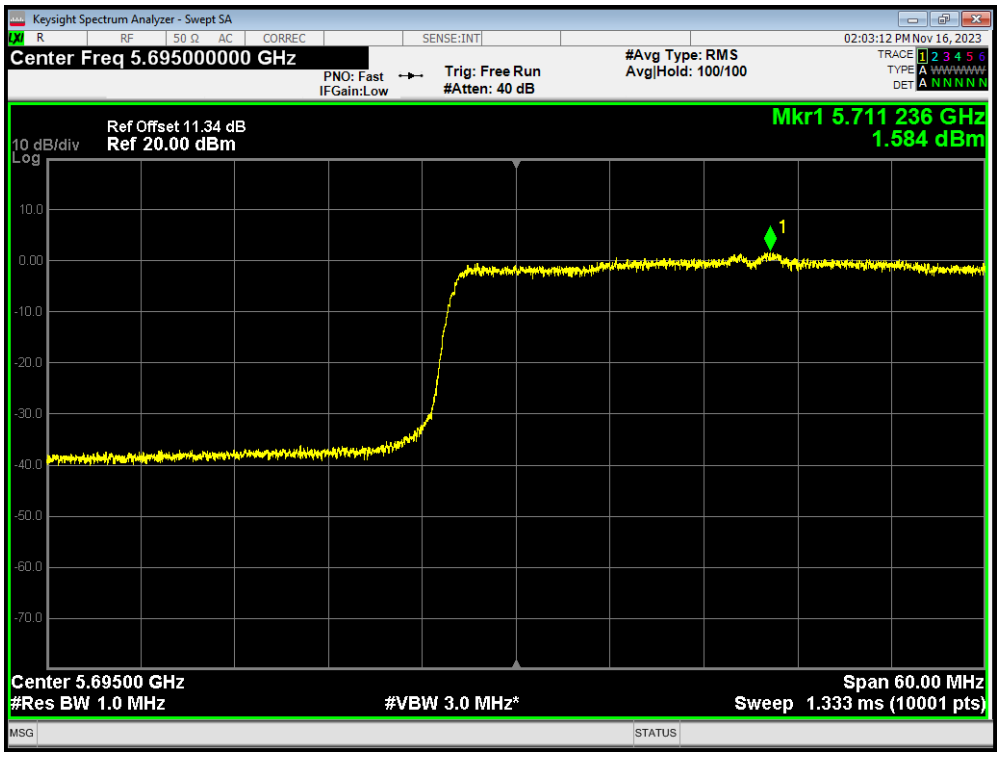

This report shall not be reproduced except in full, without the written approval of Eurofins TA Technology (Shanghai) Co., Ltd.

PSD 802.11ax(HE80) 5530MHz

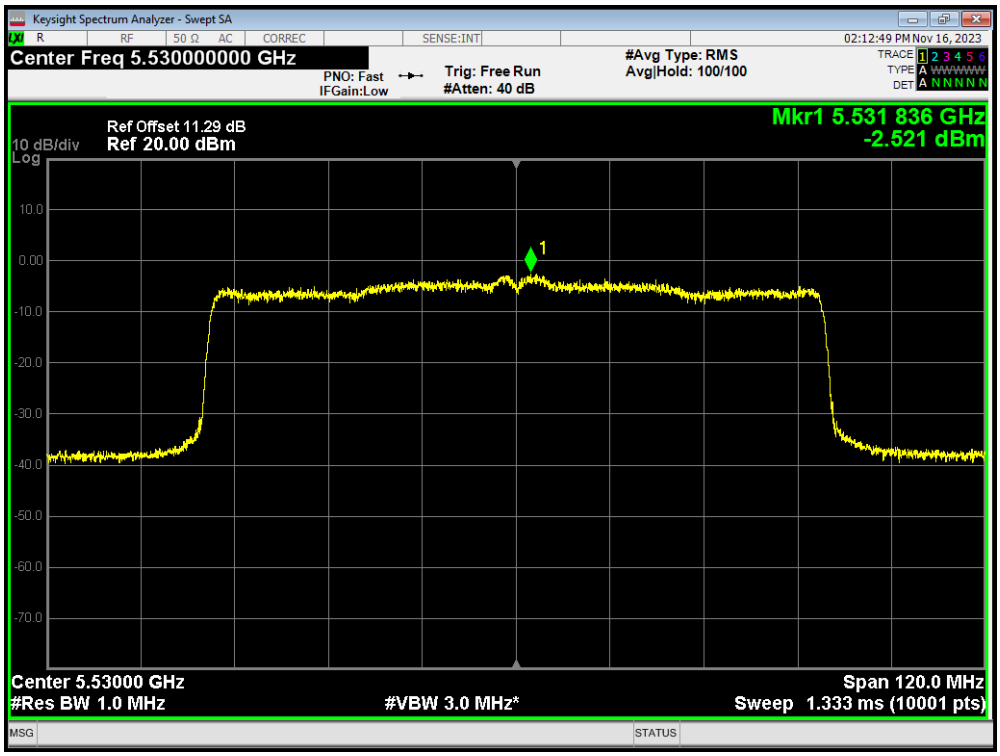

PSD 802.11ax(HE80) 5690MHz

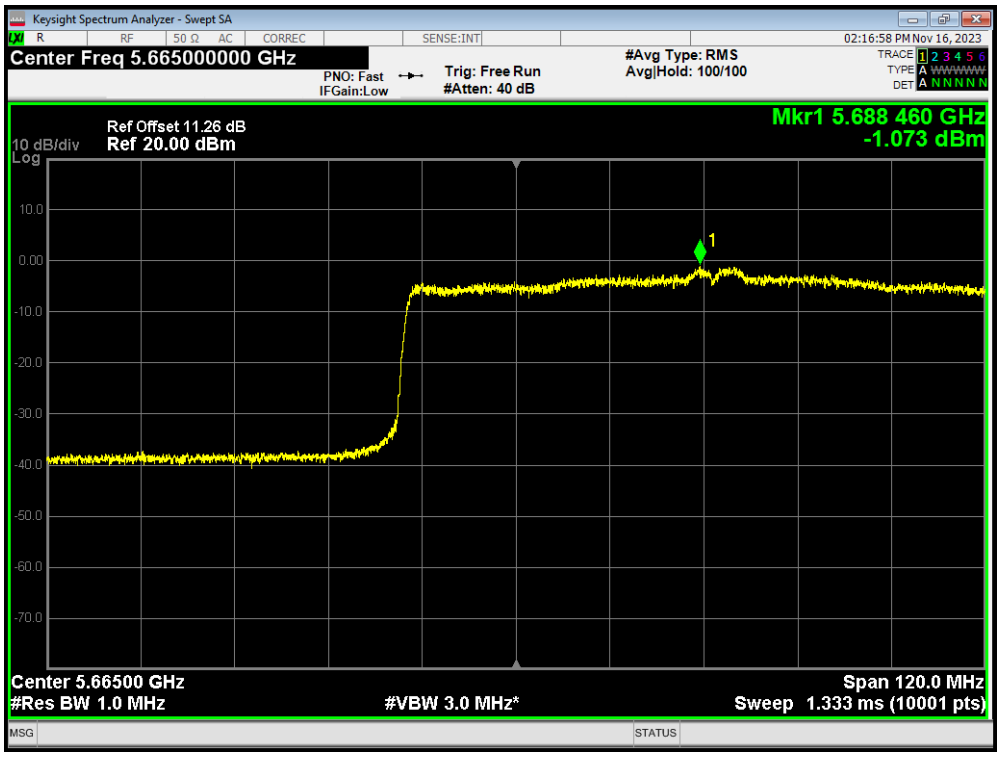

This report shall not be reproduced except in full, without the written approval of Eurofins TA Technology (Shanghai) Co., Ltd.

PSD 802.11n(HT20) 5500MHz

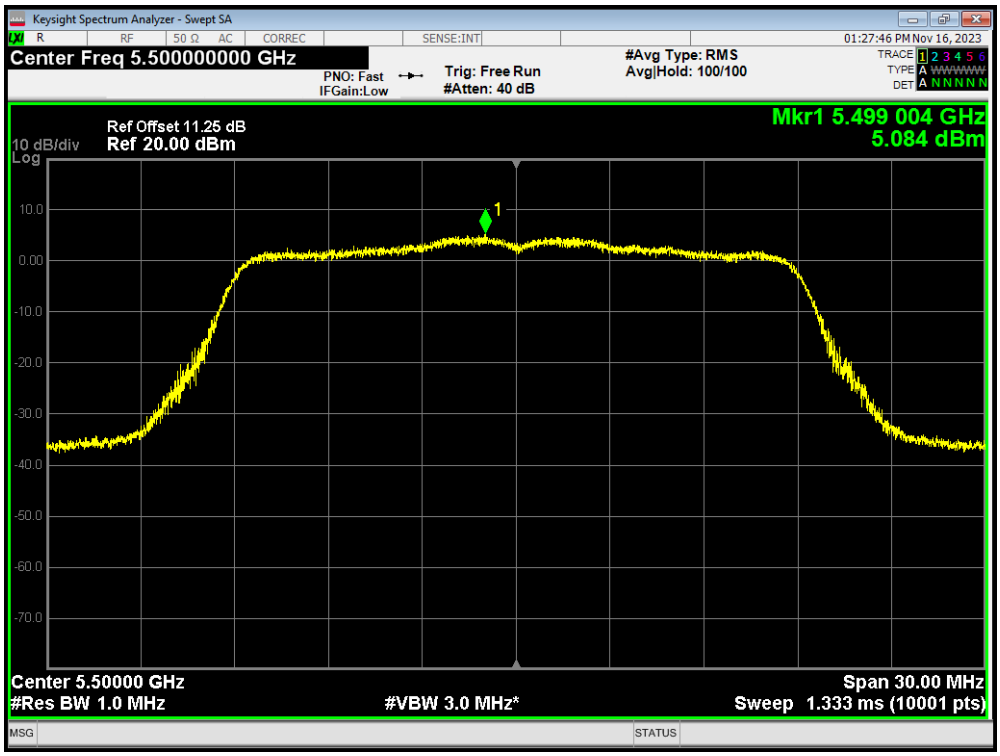

PSD 802.11n(HT20) 5580MHz

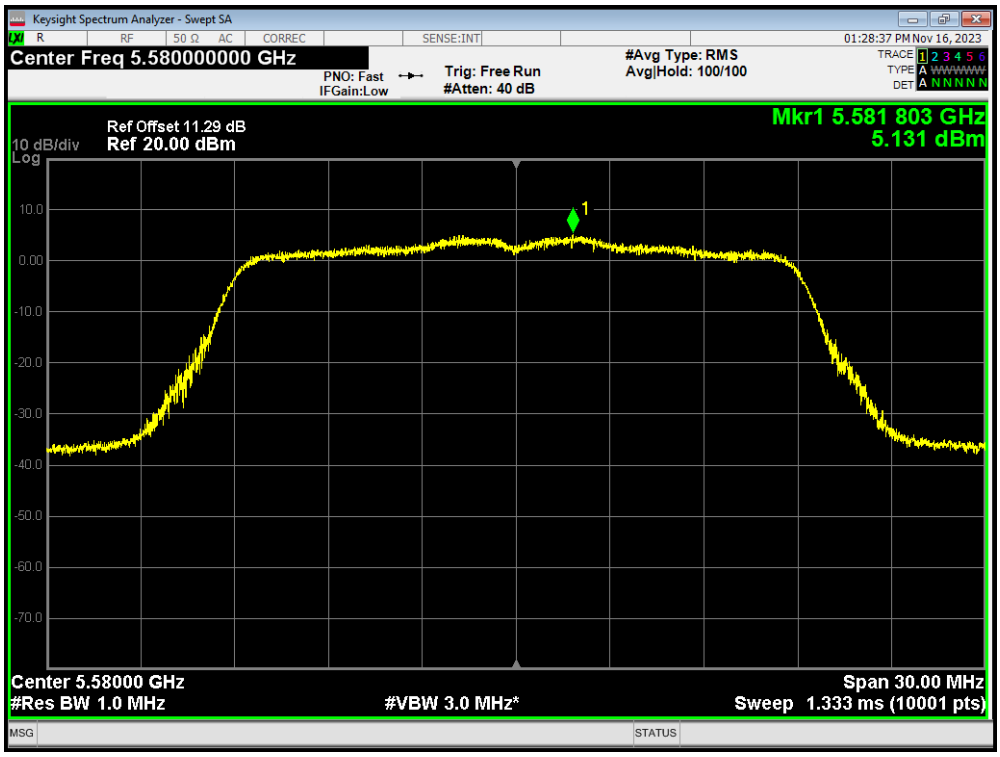

This report shall not be reproduced except in full, without the written approval of Eurofins TA Technology (Shanghai) Co., Ltd.