802.11a CH64

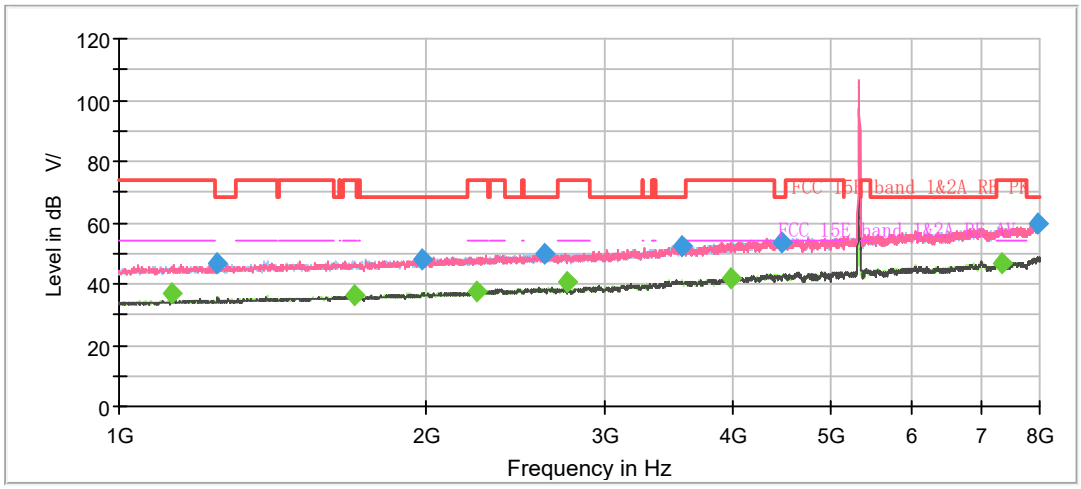

Note: The signal beyond the limit is carrier.
Radiates Emission from 1GHz to 8GHz

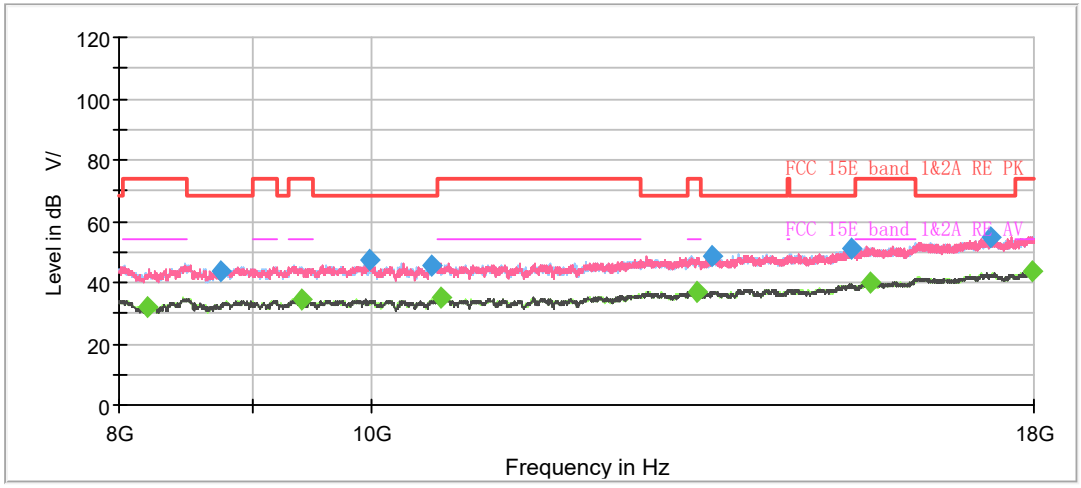

Radiates Emission from 8GHz to 18GHz

This report shall not be reproduced except in full, without the written approval of Eurofins TA Technology (Shanghai) Co., Ltd.

Frequency (MHz)	MaxPeak (dB μ V/m)	Average (dB μ V/m)	Limit (dB μ V/m)	Margin (dB)	Meas. Time (ms)	Height (cm)	Pol	Azimuth (deg)	Corr. (dB/m)
1124.250000	---	36.86	54.00	17.14	500.0	200.0	H	301.0	4.0
1248.500000	46.93	---	68.20	21.27	500.0	200.0	H	56.0	4.8
1702.625000	---	36.05	54.00	17.95	500.0	100.0	H	70.0	7.4
1986.125000	47.81	---	68.20	20.39	500.0	100.0	H	17.0	8.7
2241.625000	---	37.52	54.00	16.48	500.0	100.0	H	214.0	9.6
2610.000000	49.92	---	68.20	18.28	500.0	200.0	H	8.0	10.7
2750.000000	---	40.37	54.00	13.63	500.0	200.0	V	0.0	10.9
3569.875000	52.30	---	68.20	15.90	500.0	200.0	H	47.0	13.8
3975.875000	---	41.87	54.00	12.13	500.0	200.0	H	310.0	14.5
4473.750000	53.50	---	68.20	14.70	500.0	200.0	H	90.0	15.8
7335.875000	---	46.93	54.00	7.07	500.0	100.0	H	80.0	21.2
7963.250000	59.63	---	68.20	8.57	500.0	200.0	H	220.0	23.6

Remark: 1. Correction Factor = Antenna factor + Insertion loss (cable loss + amplifier gain)
2. Margin = Limit –MAX Peak/ Average

This report shall not be reproduced except in full, without the written approval of Eurofins TA Technology (Shanghai) Co., Ltd.

802.11a CH100

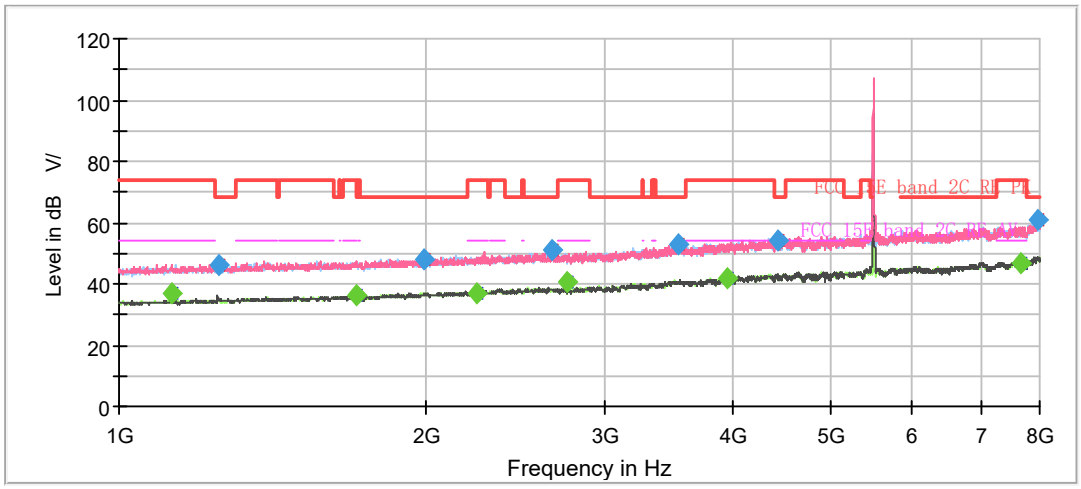

Note: The signal beyond the limit is carrier.
Radiates Emission from 1GHz to 8GHz

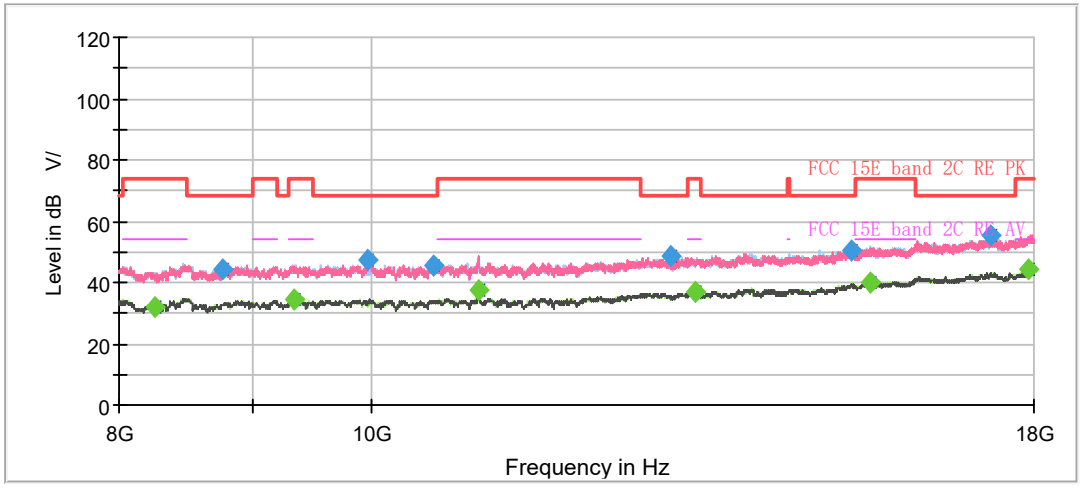

Radiates Emission from 8GHz to 18GHz

This report shall not be reproduced except in full, without the written approval of Eurofins TA Technology (Shanghai) Co., Ltd.

Frequency (MHz)	MaxPeak (dB μ V/m)	Average (dB μ V/m)	Limit (dB μ V/m)	Margin (dB)	Meas. Time (ms)	Height (cm)	Pol	Azimuth (deg)	Corr. (dB/m)
1124.250000	---	36.95	54.00	17.05	500.0	200.0	H	297.0	4.0
1250.250000	46.08	---	68.20	22.12	500.0	100.0	V	146.0	4.8
1706.125000	---	36.03	54.00	17.97	500.0	100.0	V	300.0	7.4
1992.250000	48.24	---	68.20	19.96	500.0	100.0	H	102.0	8.7
2239.000000	---	36.92	54.00	17.08	500.0	200.0	H	306.0	9.6
2659.000000	50.83	---	68.20	17.37	500.0	100.0	H	126.0	10.8
2750.000000	---	40.32	54.00	13.68	500.0	200.0	V	9.0	10.9
3535.750000	53.09	---	68.20	15.11	500.0	200.0	V	196.0	14.1
3954.000000	---	41.96	54.00	12.04	500.0	100.0	V	189.0	14.4
4427.375000	54.00	---	68.20	14.20	500.0	200.0	V	19.0	15.9
7664.875000	---	46.95	54.00	7.05	500.0	200.0	V	5.0	22.0
7975.500000	60.64	---	68.20	7.56	500.0	100.0	V	0.0	23.6

Remark: 1. Correction Factor = Antenna factor + Insertion loss (cable loss + amplifier gain)
2. Margin = Limit –MAX Peak/ Average

This report shall not be reproduced except in full, without the written approval of Eurofins TA Technology (Shanghai) Co., Ltd.

802.11a CH116

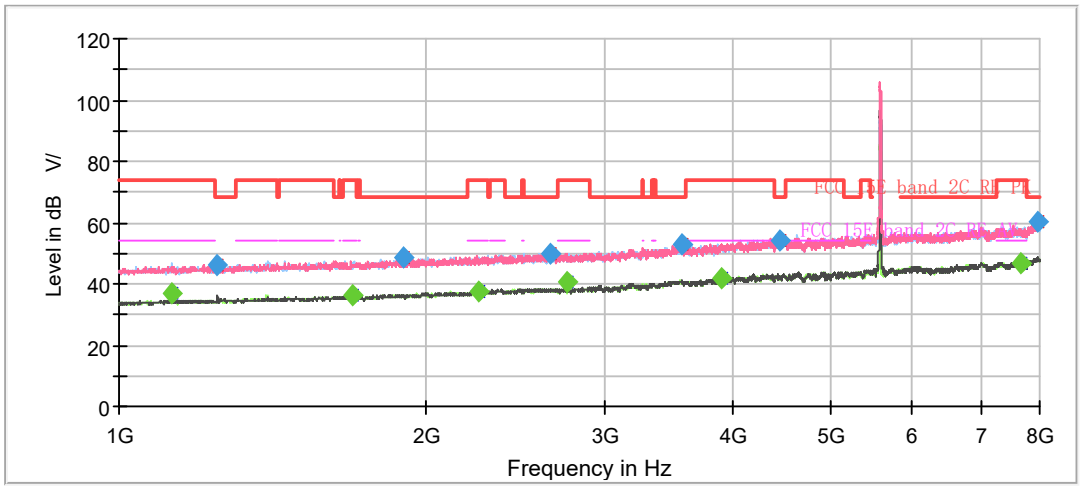

Note: The signal beyond the limit is carrier.
Radiates Emission from 1GHz to 8GHz

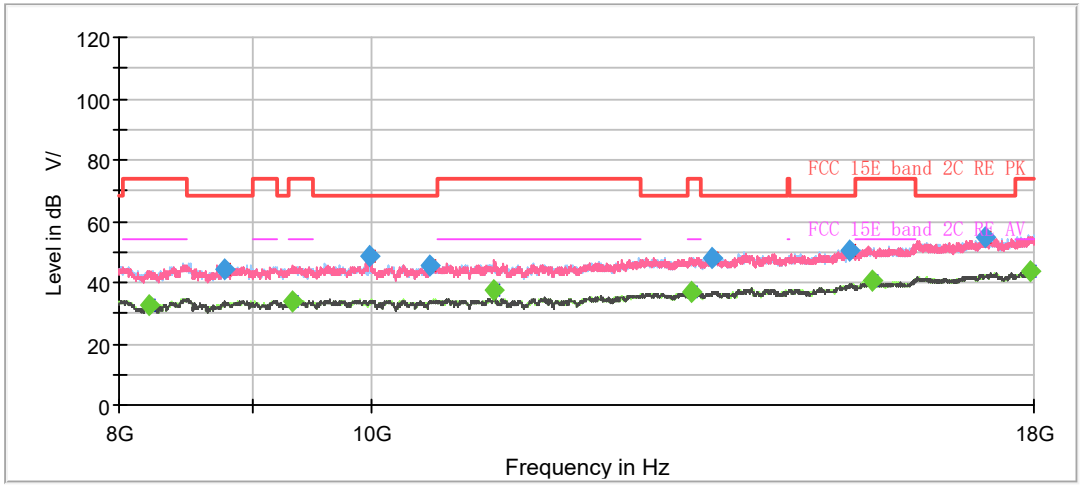

Radiates Emission from 8GHz to 18GHz

This report shall not be reproduced except in full, without the written approval of Eurofins TA Technology (Shanghai) Co., Ltd.

Frequency (MHz)	MaxPeak (dB μ V/m)	Average (dB μ V/m)	Limit (dB μ V/m)	Margin (dB)	Meas. Time (ms)	Height (cm)	Pol	Azimuth (deg)	Corr. (dB/m)
1124.250000	---	36.98	54.00	17.02	500.0	200.0	H	297.0	4.0
1249.375000	46.23	---	68.20	21.97	500.0	200.0	H	81.0	4.8
1695.625000	---	36.04	54.00	17.96	500.0	100.0	V	324.0	7.4
1901.250000	48.38	---	68.20	19.82	500.0	200.0	V	0.0	8.0
2249.500000	---	37.64	54.00	16.36	500.0	200.0	V	46.0	9.5
2649.375000	50.12	---	68.20	18.08	500.0	200.0	H	307.0	10.9
2750.000000	---	40.47	54.00	13.53	500.0	200.0	V	2.0	10.9
3566.375000	52.82	---	68.20	15.38	500.0	100.0	V	0.0	13.8
3901.500000	---	41.90	54.00	12.10	500.0	200.0	H	152.0	14.3
4447.500000	54.28	---	68.20	13.92	500.0	100.0	V	78.0	15.7
7671.000000	---	47.00	54.00	7.00	500.0	100.0	H	72.0	22.1
7965.875000	60.54	---	68.20	7.66	500.0	200.0	V	189.0	23.6

Remark: 1. Correction Factor = Antenna factor + Insertion loss (cable loss + amplifier gain)
2. Margin = Limit –MAX Peak/ Average

This report shall not be reproduced except in full, without the written approval of Eurofins TA Technology (Shanghai) Co., Ltd.

802.11a CH140

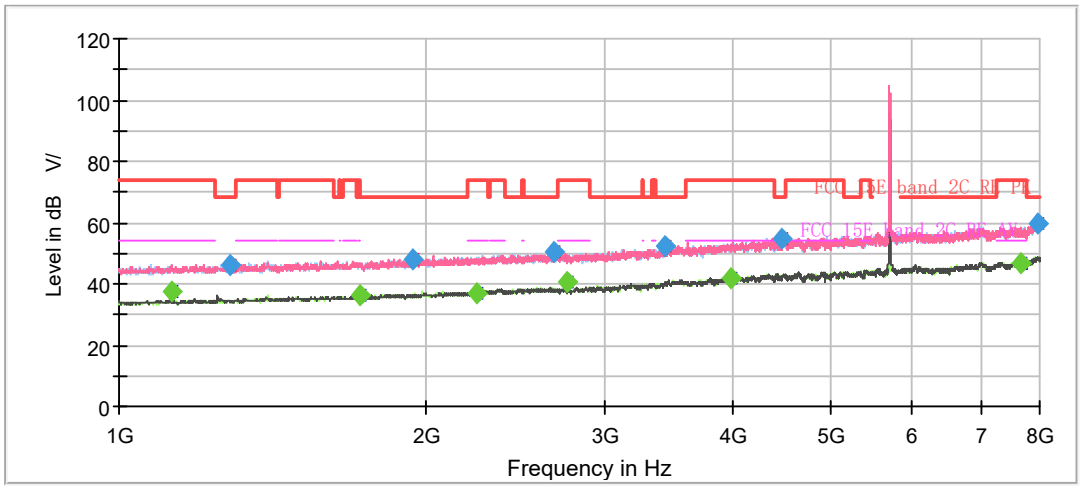

Note: The signal beyond the limit is carrier.
Radiates Emission from 1GHz to 8GHz

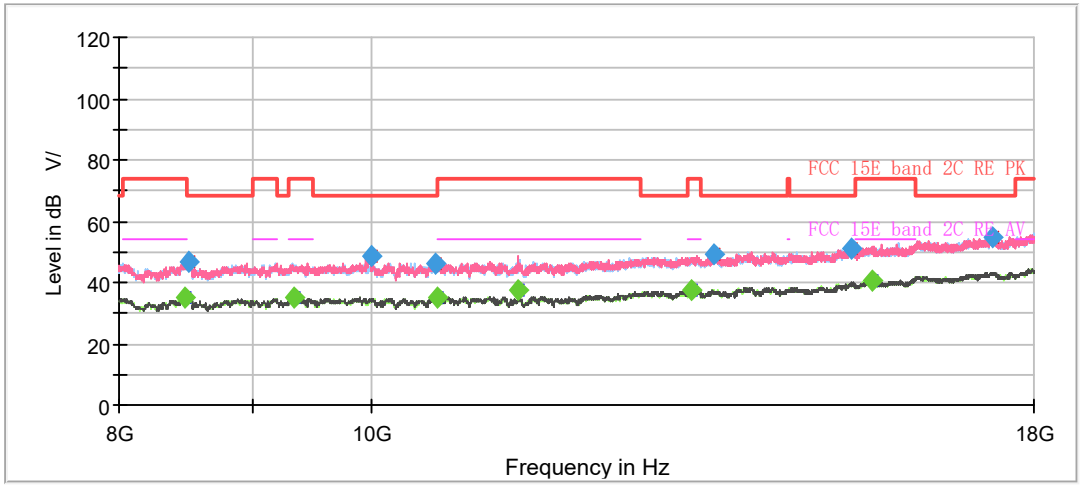

Radiates Emission from 8GHz to 18GHz

This report shall not be reproduced except in full, without the written approval of Eurofins TA Technology (Shanghai) Co., Ltd.

Frequency (MHz)	MaxPeak (dB μ V/m)	Average (dB μ V/m)	Limit (dB μ V/m)	Margin (dB)	Meas. Time (ms)	Height (cm)	Pol	Azimuth (deg)	Corr. (dB/m)
1124.250000	---	37.29	54.00	16.71	500.0	200.0	H	300.0	4.0
1284.375000	46.24	---	68.20	21.96	500.0	100.0	V	331.0	5.0
1721.000000	---	36.06	54.00	17.94	500.0	200.0	H	300.0	7.4
1940.625000	48.27	---	68.20	19.93	500.0	100.0	V	284.0	8.3
2239.000000	---	36.95	54.00	17.05	500.0	100.0	H	227.0	9.6
2666.875000	50.24	---	68.20	17.96	500.0	200.0	H	358.0	10.8
2750.000000	---	40.81	54.00	13.19	500.0	200.0	V	351.0	10.9
3436.000000	52.25	---	68.20	15.95	500.0	200.0	H	275.0	13.1
3978.500000	---	42.04	54.00	11.96	500.0	100.0	V	256.0	14.5
4464.125000	54.52	---	68.20	13.68	500.0	200.0	H	358.0	15.8
7664.875000	---	47.03	54.00	6.97	500.0	200.0	H	164.0	22.0
7951.000000	59.99	---	68.20	8.21	500.0	100.0	H	354.0	23.5

Remark: 1. Correction Factor = Antenna factor + Insertion loss (cable loss + amplifier gain)
2. Margin = Limit –MAX Peak/ Average

This report shall not be reproduced except in full, without the written approval of Eurofins TA Technology (Shanghai) Co., Ltd.

802.11a CH144

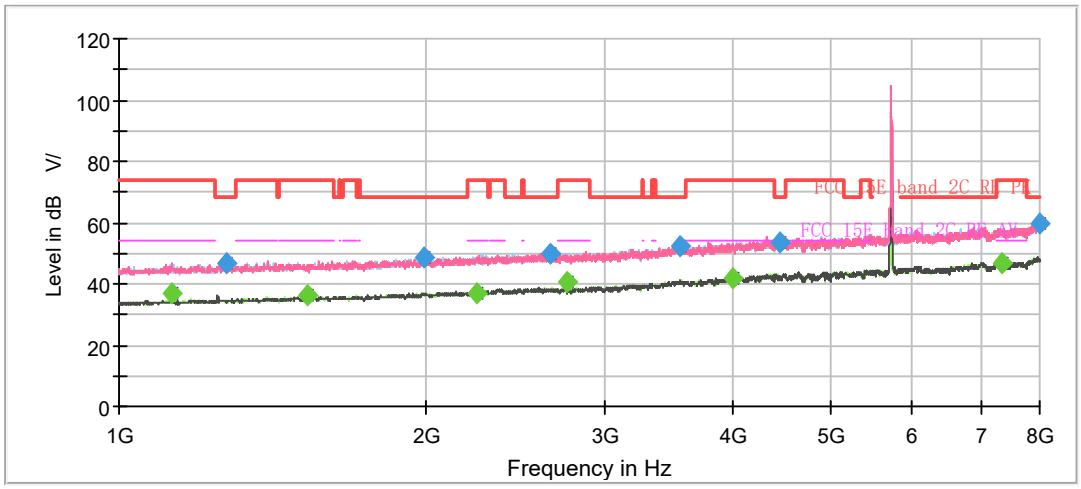

Note: The signal beyond the limit is carrier.
Radiates Emission from 1GHz to 8GHz

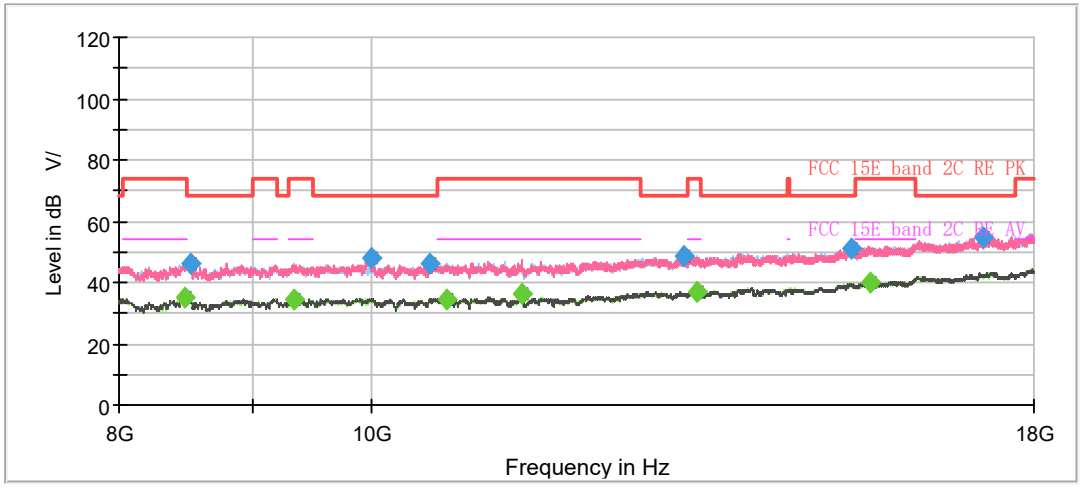

Radiates Emission from 8GHz to 18GHz

This report shall not be reproduced except in full, without the written approval of Eurofins TA Technology (Shanghai) Co., Ltd.

Frequency (MHz)	MaxPeak (dB μ V/m)	Average (dB μ V/m)	Limit (dB μ V/m)	Margin (dB)	Meas. Time (ms)	Height (cm)	Pol	Azimuth (deg)	Corr. (dB/m)
1124.250000	---	37.17	54.00	16.83	500.0	200.0	H	301.0	4.0
1276.500000	46.71	---	68.20	21.49	500.0	200.0	V	301.0	5.0
1532.875000	---	36.07	54.00	17.93	500.0	100.0	V	161.0	6.6
1988.750000	48.63	---	68.20	19.57	500.0	100.0	H	160.0	8.7
2246.875000	---	37.15	54.00	16.85	500.0	200.0	H	277.0	9.5
2651.125000	50.06	---	68.20	18.14	500.0	100.0	H	175.0	10.9
2750.000000	---	40.71	54.00	13.29	500.0	200.0	V	0.0	10.9
3547.125000	52.06	---	68.20	16.14	500.0	200.0	V	336.0	14.0
3999.500000	---	41.92	54.00	12.08	500.0	100.0	V	337.0	14.6
4444.875000	53.85	---	68.20	14.35	500.0	100.0	V	337.0	15.8
7360.375000	---	46.81	54.00	7.19	500.0	100.0	V	171.0	21.1
8000.000000	59.93	---	68.20	8.27	500.0	200.0	H	197.0	23.6

Remark: 1. Correction Factor = Antenna factor + Insertion loss (cable loss + amplifier gain)
2. Margin = Limit –MAX Peak/ Average

This report shall not be reproduced except in full, without the written approval of Eurofins TA Technology (Shanghai) Co., Ltd.

802.11a CH149

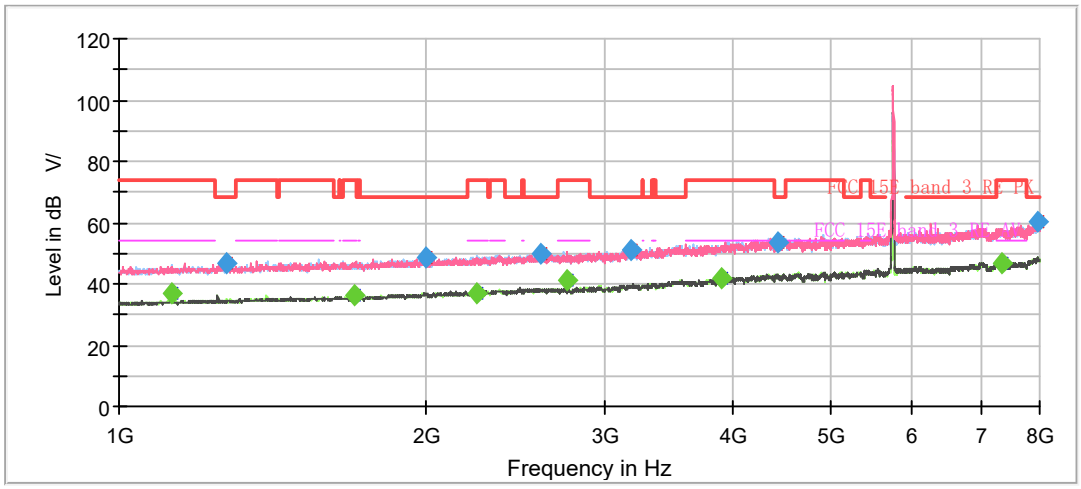

Note: The signal beyond the limit is carrier.
Radiates Emission from 1GHz to 8GHz

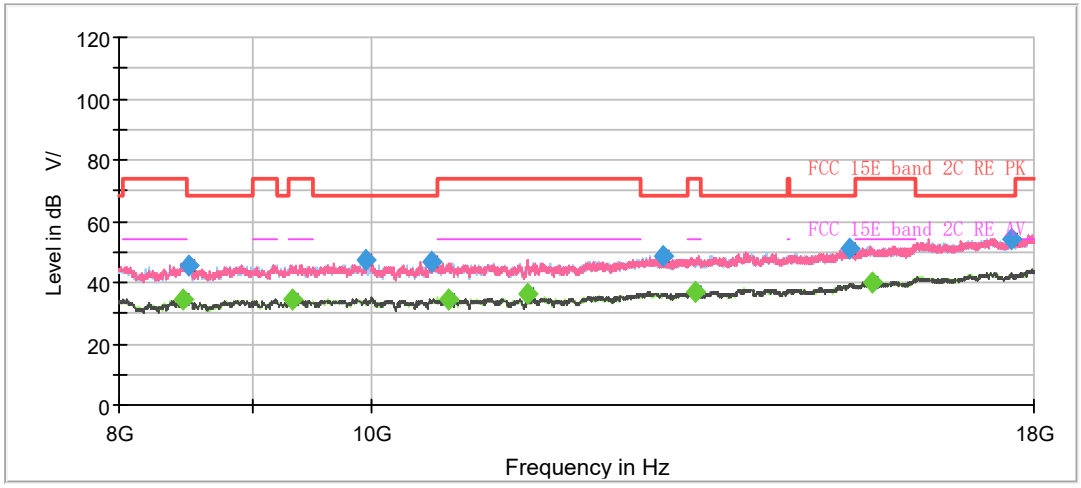

Radiates Emission from 8GHz to 18GHz

This report shall not be reproduced except in full, without the written approval of Eurofins TA Technology (Shanghai) Co., Ltd.

Frequency (MHz)	MaxPeak (dB μ V/m)	Average (dB μ V/m)	Limit (dB μ V/m)	Margin (dB)	Meas. Time (ms)	Height (cm)	Pol	Azimuth (deg)	Corr. (dB/m)
1124.250000	---	37.05	54.00	16.95	500.0	200.0	H	296.0	4.0
1274.750000	46.69	---	68.20	21.51	500.0	200.0	H	296.0	5.0
1699.125000	---	36.13	54.00	17.87	500.0	200.0	V	78.0	7.4
1997.500000	48.64	---	68.20	19.56	500.0	100.0	H	209.0	8.6
2240.750000	---	37.16	54.00	16.84	500.0	100.0	H	52.0	9.6
2594.250000	49.68	---	68.20	18.52	500.0	100.0	V	240.0	10.7
2750.000000	---	41.30	54.00	12.70	500.0	200.0	V	0.0	10.9
3178.750000	50.80	---	68.20	17.40	500.0	200.0	V	2.0	12.5
3899.750000	---	41.83	54.00	12.17	500.0	200.0	V	137.0	14.3
4429.125000	53.82	---	68.20	14.38	500.0	100.0	H	16.0	15.9
7335.000000	---	46.90	54.00	7.10	500.0	100.0	H	81.0	21.2
7955.375000	60.23	---	68.20	7.97	500.0	100.0	H	81.0	23.6

Remark: 1. Correction Factor = Antenna factor + Insertion loss (cable loss + amplifier gain)
2. Margin = Limit –MAX Peak/ Average

This report shall not be reproduced except in full, without the written approval of Eurofins TA Technology (Shanghai) Co., Ltd.

802.11a CH157

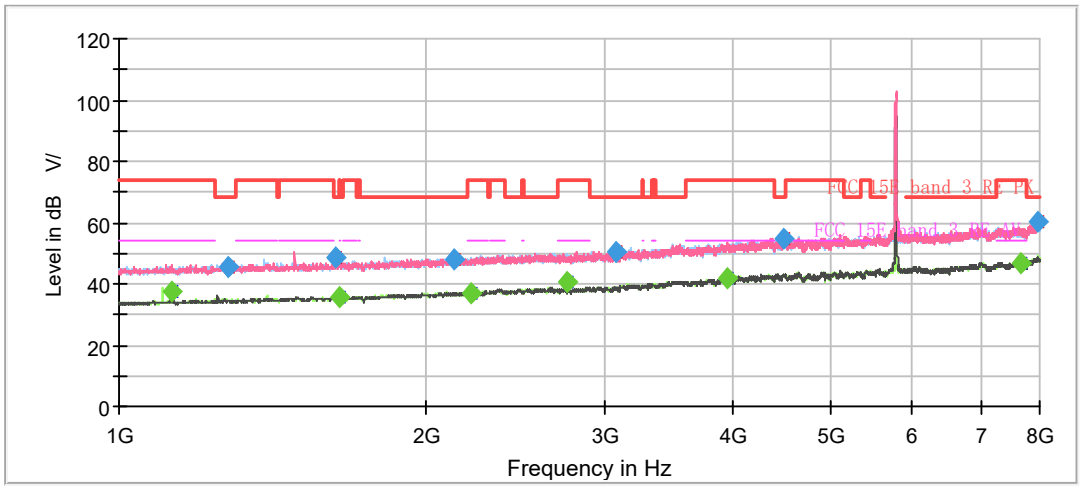

Note: The signal beyond the limit is carrier.
Radiates Emission from 1GHz to 8GHz

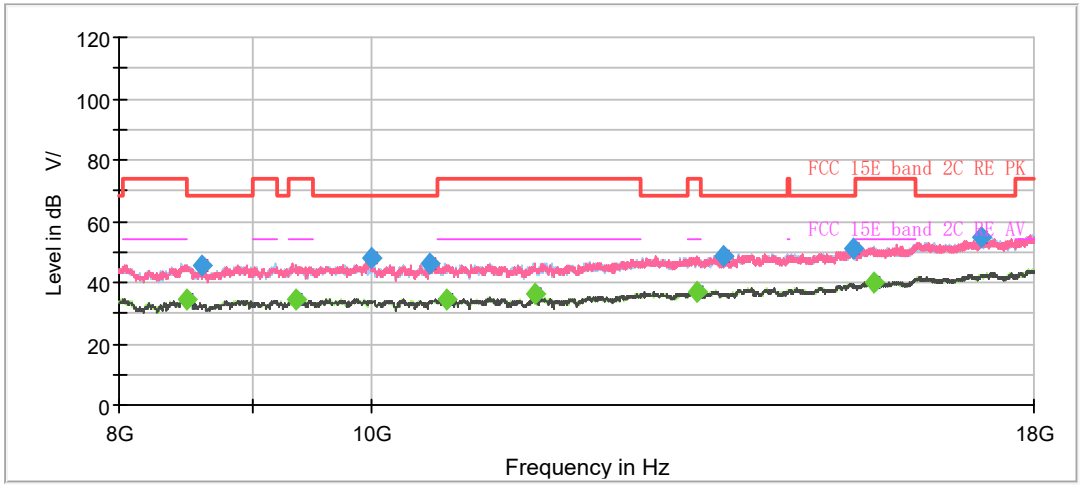

Radiates Emission from 8GHz to 18GHz

This report shall not be reproduced except in full, without the written approval of Eurofins TA Technology (Shanghai) Co., Ltd.

Frequency (MHz)	MaxPeak (dB μ V/m)	Average (dB μ V/m)	Limit (dB μ V/m)	Margin (dB)	Meas. Time (ms)	Height (cm)	Pol	Azimuth (deg)	Corr. (dB/m)
1124.250000	---	37.39	54.00	16.61	500.0	200.0	H	303.0	4.0
1281.750000	45.44	---	68.20	22.76	500.0	200.0	H	0.0	5.0
1630.875000	48.38	---	68.20	19.82	500.0	200.0	H	349.0	7.0
1645.750000	---	35.92	54.00	18.08	500.0	100.0	V	351.0	6.9
2130.500000	47.77	---	68.20	20.43	500.0	100.0	V	0.0	9.1
2211.875000	---	36.92	54.00	17.08	500.0	200.0	H	344.0	9.3
2750.000000	---	40.31	54.00	13.69	500.0	200.0	V	0.0	10.9
3079.000000	50.29	---	68.20	17.91	500.0	100.0	V	260.0	12.0
3954.875000	---	41.70	54.00	12.30	500.0	200.0	V	121.0	14.4
4479.000000	54.47	---	68.20	13.73	500.0	100.0	V	181.0	15.8
7661.375000	---	46.89	54.00	7.11	500.0	200.0	H	151.0	22.0
7973.750000	60.42	---	68.20	7.78	500.0	200.0	H	315.0	23.6

Remark: 1. Correction Factor = Antenna factor + Insertion loss (cable loss + amplifier gain)
2. Margin = Limit –MAX Peak/ Average

This report shall not be reproduced except in full, without the written approval of Eurofins TA Technology (Shanghai) Co., Ltd.

802.11a CH165

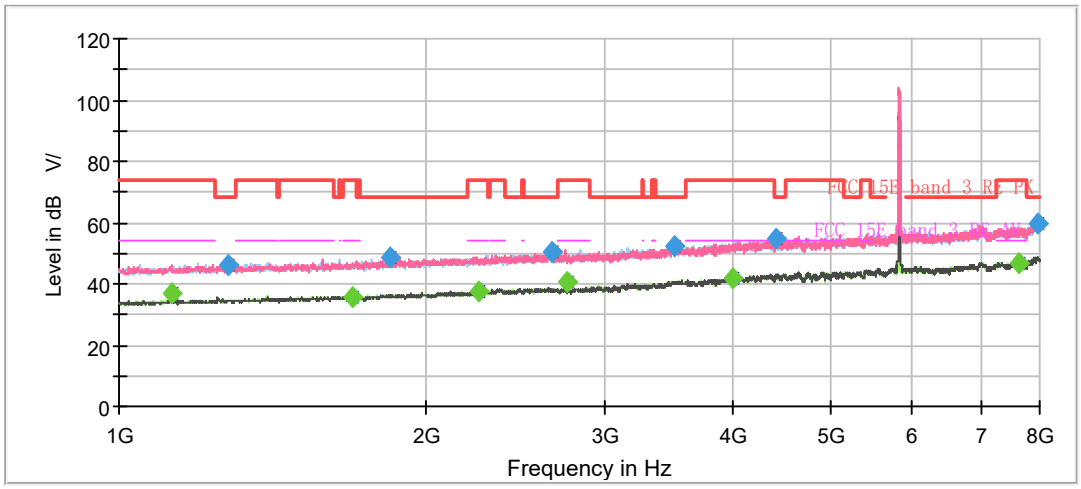

Note: The signal beyond the limit is carrier.
Radiates Emission from 1GHz to 8GHz

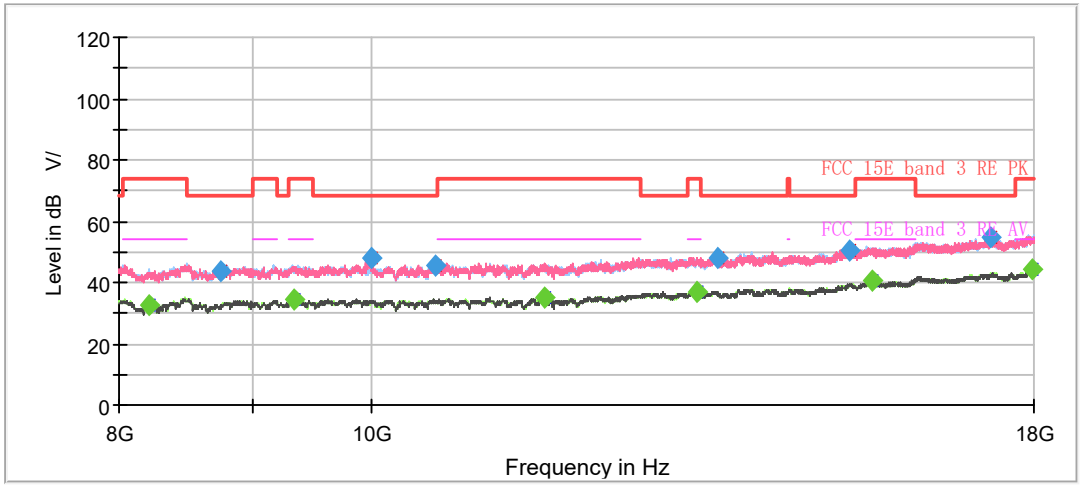

Radiates Emission from 8GHz to 18GHz

This report shall not be reproduced except in full, without the written approval of Eurofins TA Technology (Shanghai) Co., Ltd.

Frequency (MHz)	MaxPeak (dB µ V/m)	Average (dB µ V/m)	Limit (dB µ V/m)	Margin (dB)	Meas. Time (ms)	Height (cm)	Pol	Azimuth (deg)	Corr. (dB/m)
1124.250000	---	37.02	54.00	16.98	500.0	200.0	V	0.0	4.0
1277.375000	46.02	---	68.20	22.18	500.0	100.0	V	194.0	5.0
1697.375000	---	35.90	54.00	18.10	500.0	100.0	H	116.0	7.4
1844.375000	48.61	---	68.20	19.59	500.0	200.0	V	63.0	7.9
2248.625000	---	37.70	54.00	16.30	500.0	100.0	V	92.0	9.5
2657.250000	50.27	---	68.20	17.93	500.0	200.0	H	351.0	10.9
2750.000000	---	40.61	54.00	13.39	500.0	200.0	V	0.0	10.9
3499.875000	52.24	---	68.20	15.96	500.0	100.0	H	69.0	13.8
3998.625000	---	41.86	54.00	12.14	500.0	100.0	V	245.0	14.5
4418.625000	54.54	---	68.20	13.66	500.0	200.0	H	340.0	16.0
7632.500000	---	46.84	54.00	7.16	500.0	100.0	H	181.0	21.8
7959.750000	59.84	---	68.20	8.36	500.0	100.0	H	52.0	23.6

Remark: 1. Correction Factor = Antenna factor + Insertion loss (cable loss + amplifier gain)
2. Margin = Limit –MAX Peak/ Average

This report shall not be reproduced except in full, without the written approval of Eurofins TA Technology (Shanghai) Co., Ltd.

802.11ac (VHT20) CH36

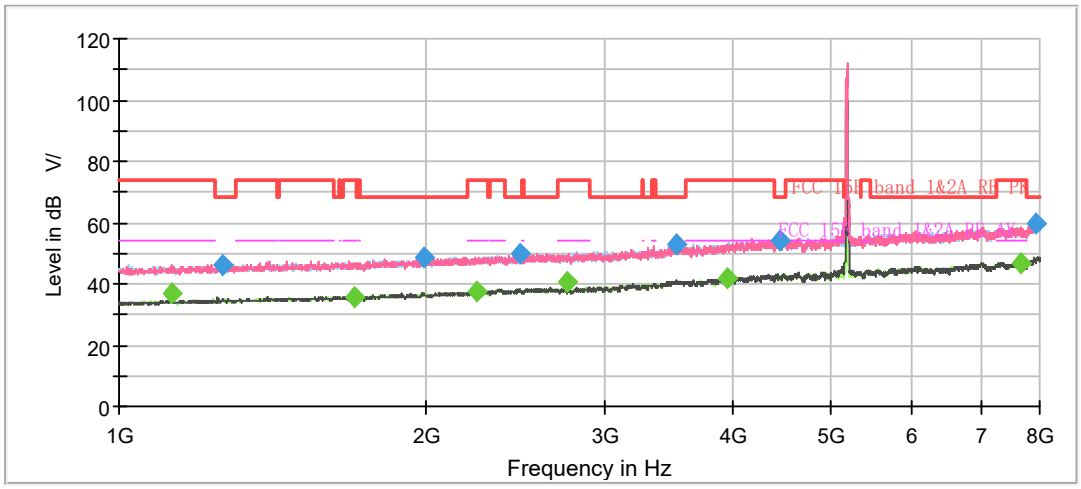

Note: The signal beyond the limit is carrier.
Radiates Emission from 1GHz to 8GHz

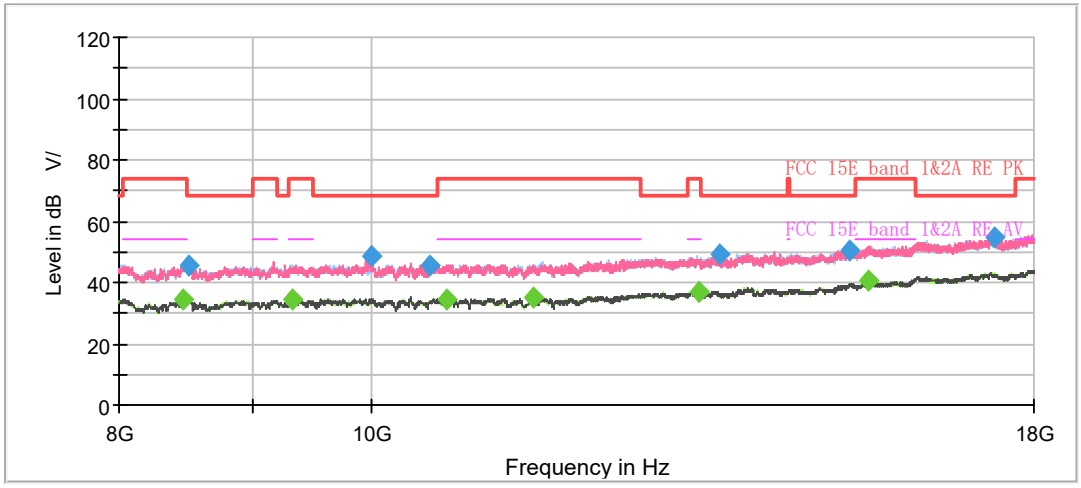

Radiates Emission from 8GHz to 18GHz

This report shall not be reproduced except in full, without the written approval of Eurofins TA Technology (Shanghai) Co., Ltd.

Frequency (MHz)	MaxPeak (dB μ V/m)	Average (dB μ V/m)	Limit (dB μ V/m)	Margin (dB)	Meas. Time (ms)	Height (cm)	Pol	Azimuth (deg)	Corr. (dB/m)
1124.250000	---	37.20	54.00	16.80	500.0	200.0	H	80.0	4.0
1265.125000	46.45	---	68.20	21.75	500.0	200.0	V	218.0	4.9
1698.250000	---	36.00	54.00	18.00	500.0	100.0	V	46.0	7.4
1991.375000	48.56	---	68.20	19.64	500.0	200.0	H	3.0	8.7
2240.750000	---	37.68	54.00	16.32	500.0	100.0	V	359.0	9.6
2477.875000	49.92	---	68.20	18.28	500.0	200.0	V	213.0	10.4
2750.000000	---	40.38	54.00	13.62	500.0	200.0	V	0.0	10.9
3522.625000	52.66	---	68.20	15.54	500.0	200.0	H	129.0	14.0
3944.375000	---	41.80	54.00	12.20	500.0	100.0	H	127.0	14.4
4449.250000	53.95	---	68.20	14.25	500.0	100.0	V	269.0	15.7
7665.750000	---	46.93	54.00	7.07	500.0	200.0	V	355.0	22.0
7947.500000	59.84	---	68.20	8.36	500.0	100.0	H	55.0	23.5

Remark: 1. Correction Factor = Antenna factor + Insertion loss (cable loss + amplifier gain)
2. Margin = Limit –MAX Peak/ Average

This report shall not be reproduced except in full, without the written approval of Eurofins TA Technology (Shanghai) Co., Ltd.

802.11ac (VHT20) CH40

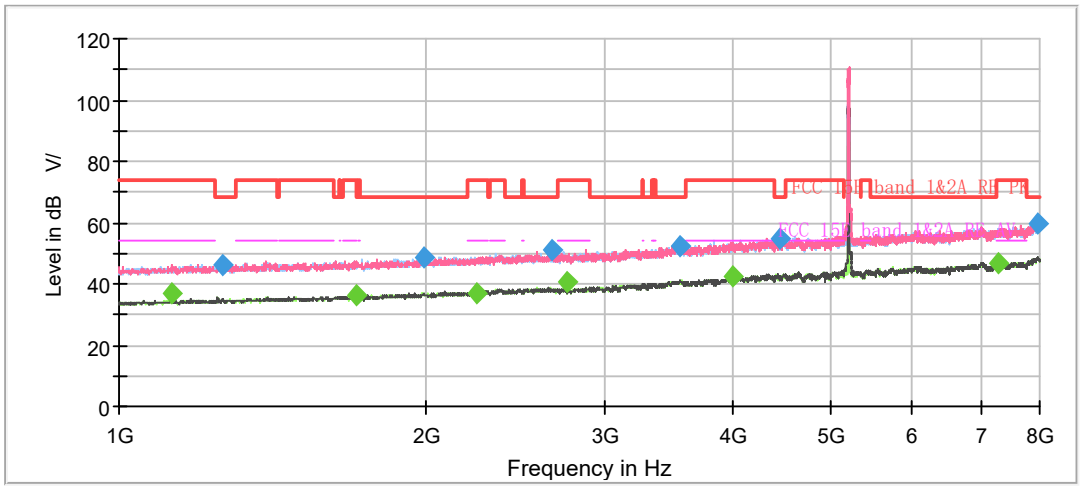

Note: The signal beyond the limit is carrier.
Radiates Emission from 1GHz to 8GHz

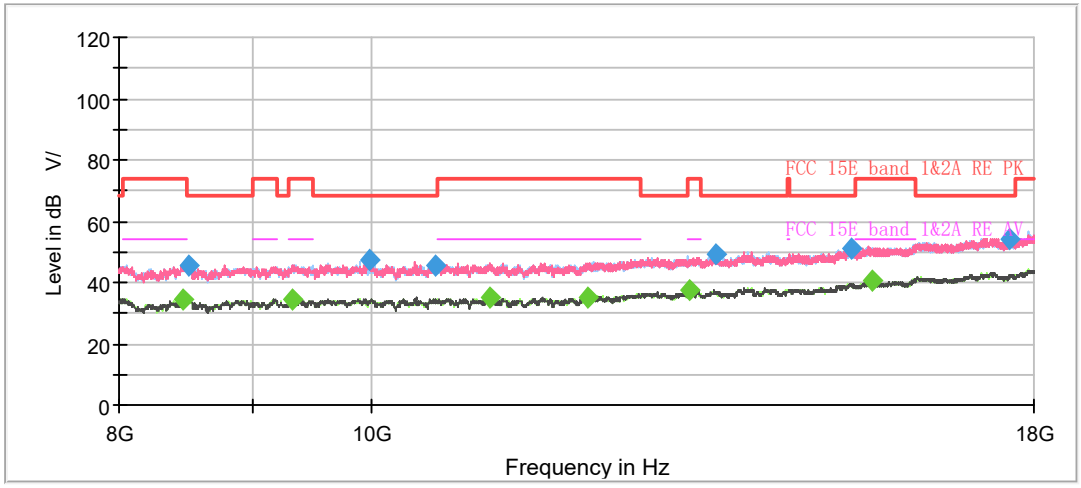

Radiates Emission from 8GHz to 18GHz

This report shall not be reproduced except in full, without the written approval of Eurofins TA Technology (Shanghai) Co., Ltd.

Frequency (MHz)	MaxPeak (dB μ V/m)	Average (dB μ V/m)	Limit (dB μ V/m)	Margin (dB)	Meas. Time (ms)	Height (cm)	Pol	Azimuth (deg)	Corr. (dB/m)
1124.250000	---	37.09	54.00	16.91	500.0	100.0	V	28.0	4.0
1262.500000	46.31	---	68.20	21.89	500.0	200.0	V	78.0	4.9
1707.875000	---	36.27	54.00	17.73	500.0	100.0	H	101.0	7.5
1994.000000	48.33	---	68.20	19.87	500.0	200.0	H	102.0	8.6
2246.875000	---	37.03	54.00	16.97	500.0	100.0	H	142.0	9.5
2659.000000	51.09	---	68.20	17.11	500.0	100.0	H	101.0	10.8
2750.000000	---	40.79	54.00	13.21	500.0	200.0	V	350.0	10.9
3549.750000	52.50	---	68.20	15.70	500.0	100.0	V	48.0	14.0
3999.500000	---	42.19	54.00	11.81	500.0	100.0	V	233.0	14.6
4449.250000	54.50	---	68.20	13.70	500.0	200.0	V	354.0	15.7
7284.250000	---	46.94	54.00	7.06	500.0	200.0	V	78.0	21.2
7958.000000	59.87	---	68.20	8.33	500.0	100.0	H	67.0	23.6

Remark: 1. Correction Factor = Antenna factor + Insertion loss (cable loss + amplifier gain)
2. Margin = Limit –MAX Peak/ Average

This report shall not be reproduced except in full, without the written approval of Eurofins TA Technology (Shanghai) Co., Ltd.

802.11ac (VHT20) CH48

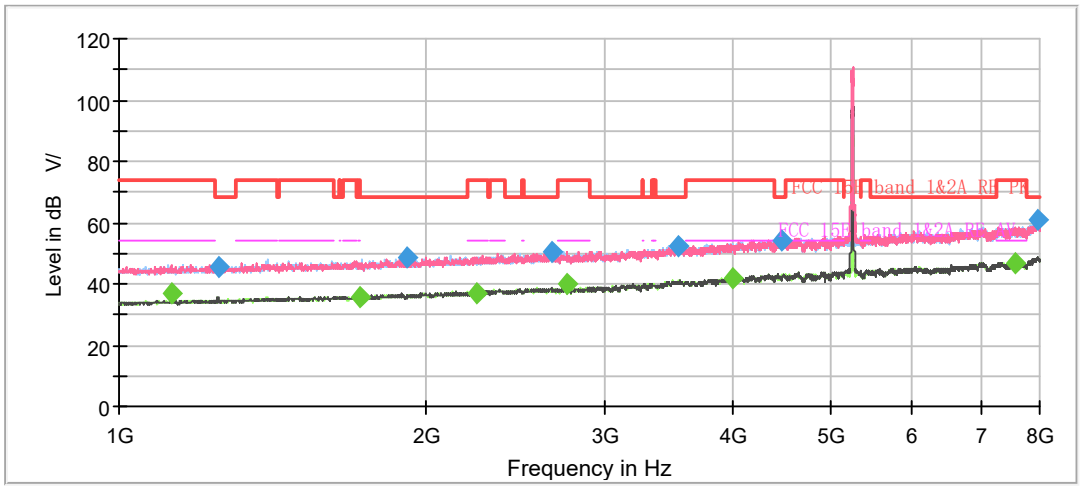

Note: The signal beyond the limit is carrier.
Radiates Emission from 1GHz to 8GHz

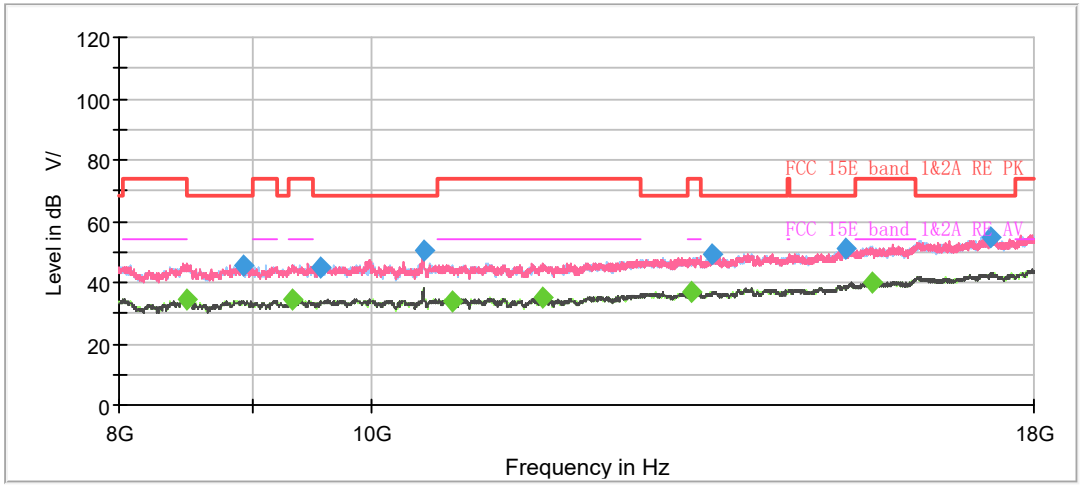

Radiates Emission from 8GHz to 18GHz

This report shall not be reproduced except in full, without the written approval of Eurofins TA Technology (Shanghai) Co., Ltd.

Frequency (MHz)	MaxPeak (dB μ V/m)	Average (dB μ V/m)	Limit (dB μ V/m)	Margin (dB)	Meas. Time (ms)	Height (cm)	Pol	Azimuth (deg)	Corr. (dB/m)
1124.250000	---	37.03	54.00	16.97	500.0	200.0	V	220.0	4.0
1251.125000	45.80	---	68.20	22.40	500.0	100.0	H	61.0	4.8
1720.125000	---	35.99	54.00	18.01	500.0	100.0	H	38.0	7.4
1918.750000	48.67	---	68.20	19.53	500.0	200.0	V	70.0	8.1
2246.875000	---	37.14	54.00	16.86	500.0	100.0	H	61.0	9.5
2659.875000	50.60	---	68.20	17.60	500.0	200.0	V	12.0	10.8
2750.000000	---	40.13	54.00	13.87	500.0	200.0	V	7.0	10.9
3538.375000	52.43	---	68.20	15.77	500.0	100.0	V	231.0	14.1
3998.625000	---	41.74	54.00	12.26	500.0	200.0	H	196.0	14.5
4463.250000	54.05	---	68.20	14.15	500.0	200.0	H	191.0	15.8
7566.875000	---	47.00	54.00	7.00	500.0	100.0	H	269.0	21.6
7962.375000	60.88	---	68.20	7.32	500.0	200.0	V	152.0	23.6

Remark: 1. Correction Factor = Antenna factor + Insertion loss (cable loss + amplifier gain)
2. Margin = Limit –MAX Peak/ Average

This report shall not be reproduced except in full, without the written approval of Eurofins TA Technology (Shanghai) Co., Ltd.

802.11ac (VHT20) CH52

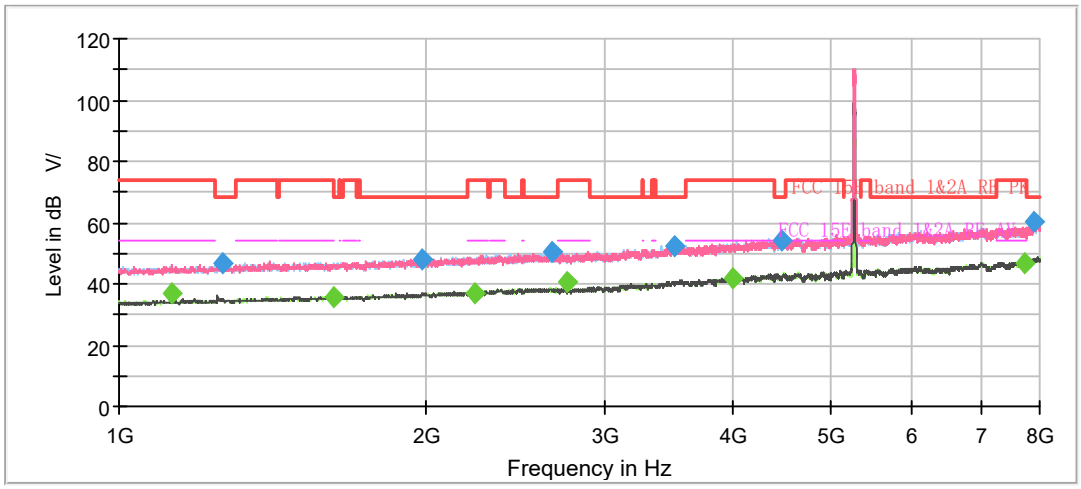

Note: The signal beyond the limit is carrier.
Radiates Emission from 1GHz to 8GHz

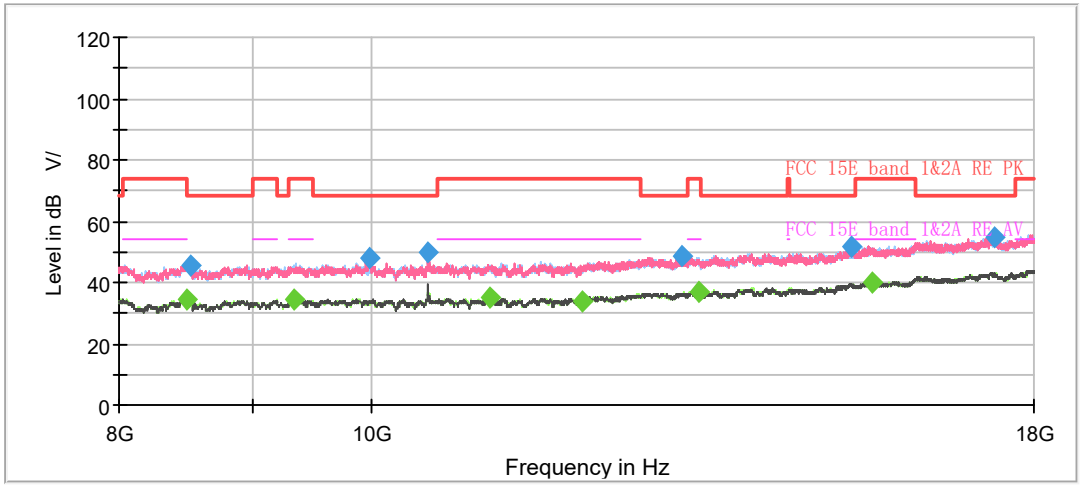

Radiates Emission from 8GHz to 18GHz

This report shall not be reproduced except in full, without the written approval of Eurofins TA Technology (Shanghai) Co., Ltd.

Frequency (MHz)	MaxPeak (dB μ V/m)	Average (dB μ V/m)	Limit (dB μ V/m)	Margin (dB)	Meas. Time (ms)	Height (cm)	Pol	Azimuth (deg)	Corr. (dB/m)
1124.250000	---	37.21	54.00	16.79	500.0	200.0	H	299.0	4.0
1264.250000	46.92	---	68.20	21.28	500.0	100.0	H	0.0	4.9
1620.375000	---	35.94	54.00	18.06	500.0	200.0	V	125.0	6.8
1981.750000	48.20	---	68.20	20.00	500.0	200.0	H	246.0	8.6
2238.125000	---	37.20	54.00	16.80	500.0	200.0	H	170.0	9.6
2664.250000	50.24	---	68.20	17.96	500.0	200.0	H	275.0	10.8
2750.000000	---	40.56	54.00	13.44	500.0	200.0	V	0.0	10.9
3499.000000	52.24	---	68.20	15.96	500.0	200.0	H	294.0	13.8
3996.000000	---	41.86	54.00	12.14	500.0	100.0	V	169.0	14.5
4474.625000	54.42	---	68.20	13.78	500.0	200.0	H	52.0	15.8
7728.750000	---	47.06	54.00	6.94	500.0	200.0	H	222.0	22.3
7900.250000	60.26	---	68.20	7.94	500.0	200.0	V	67.0	23.5

Remark: 1. Correction Factor = Antenna factor + Insertion loss (cable loss + amplifier gain)
2. Margin = Limit –MAX Peak/ Average

This report shall not be reproduced except in full, without the written approval of Eurofins TA Technology (Shanghai) Co., Ltd.

802.11ac (HT20) CH60

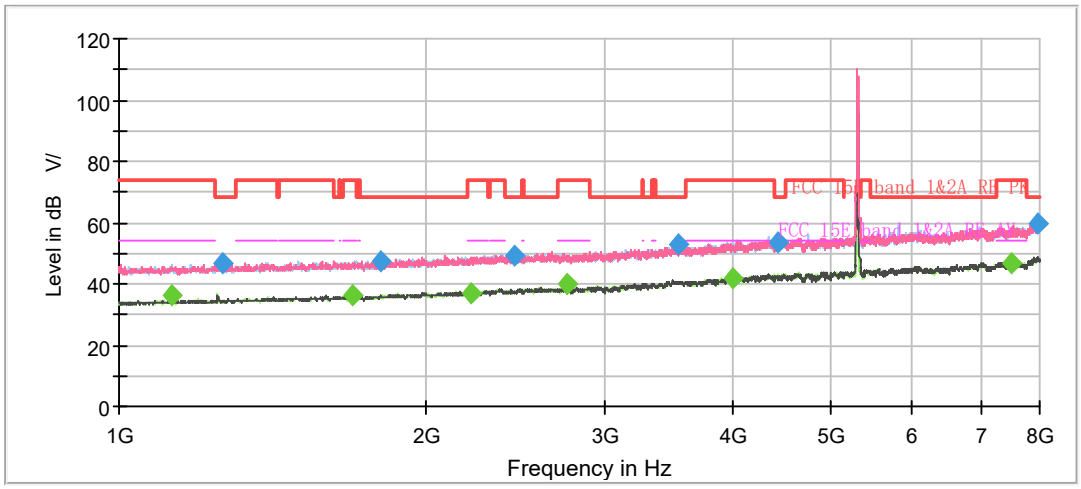

Note: The signal beyond the limit is carrier.
Radiates Emission from 1GHz to 8GHz

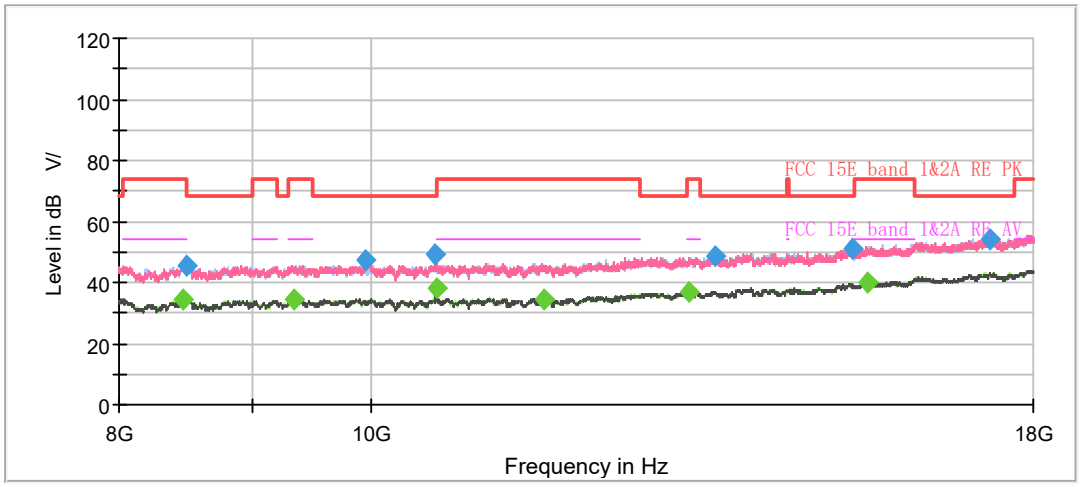

Radiates Emission from 8GHz to 18GHz

This report shall not be reproduced except in full, without the written approval of Eurofins TA Technology (Shanghai) Co., Ltd.

Frequency (MHz)	MaxPeak (dB μ V/m)	Average (dB μ V/m)	Limit (dB μ V/m)	Margin (dB)	Meas. Time (ms)	Height (cm)	Pol	Azimuth (deg)	Corr. (dB/m)
1124.250000	---	36.57	54.00	17.43	500.0	200.0	V	220.0	4.0
1262.500000	46.67	---	68.20	21.53	500.0	100.0	V	117.0	4.9
1692.125000	---	36.03	54.00	17.97	500.0	200.0	H	329.0	7.3
1808.500000	47.20	---	68.20	21.00	500.0	200.0	H	97.0	7.7
2218.000000	---	36.97	54.00	17.03	500.0	100.0	H	44.0	9.3
2446.375000	48.93	---	68.20	19.27	500.0	200.0	H	252.0	10.2
2750.000000	---	40.13	54.00	13.87	500.0	200.0	V	191.0	10.9
3540.125000	53.22	---	68.20	14.98	500.0	200.0	V	158.0	14.1
3996.000000	---	41.96	54.00	12.04	500.0	100.0	V	238.0	14.5
4423.000000	53.84	---	68.20	14.36	500.0	200.0	H	222.0	16.0
7520.500000	---	46.88	54.00	7.12	500.0	200.0	H	325.0	21.4
7969.375000	59.83	---	68.20	8.37	500.0	200.0	H	310.0	23.6

Remark: 1. Correction Factor = Antenna factor + Insertion loss (cable loss + amplifier gain)
2. Margin = Limit –MAX Peak/ Average

This report shall not be reproduced except in full, without the written approval of Eurofins TA Technology (Shanghai) Co., Ltd.

802.11ac (VHT20) CH64

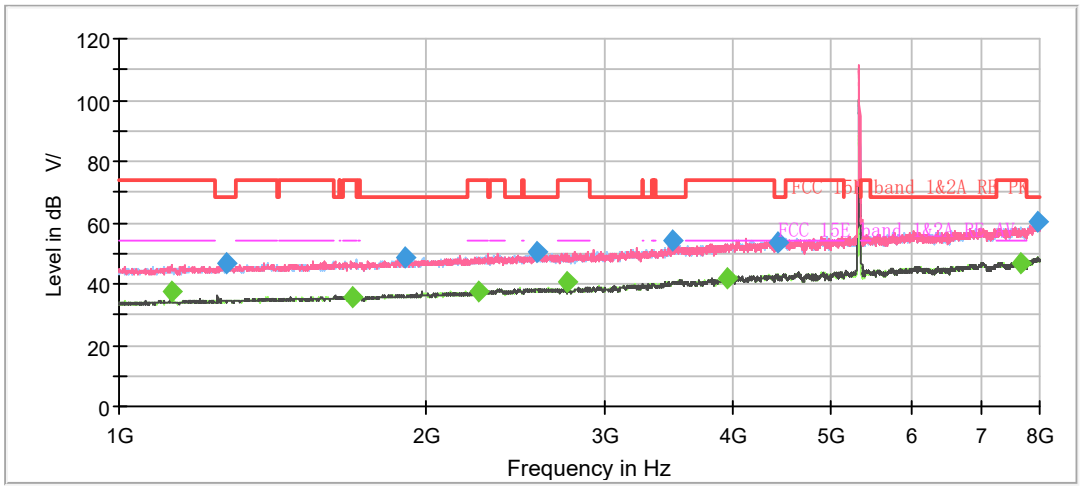

Note: The signal beyond the limit is carrier.
Radiates Emission from 1GHz to 8GHz

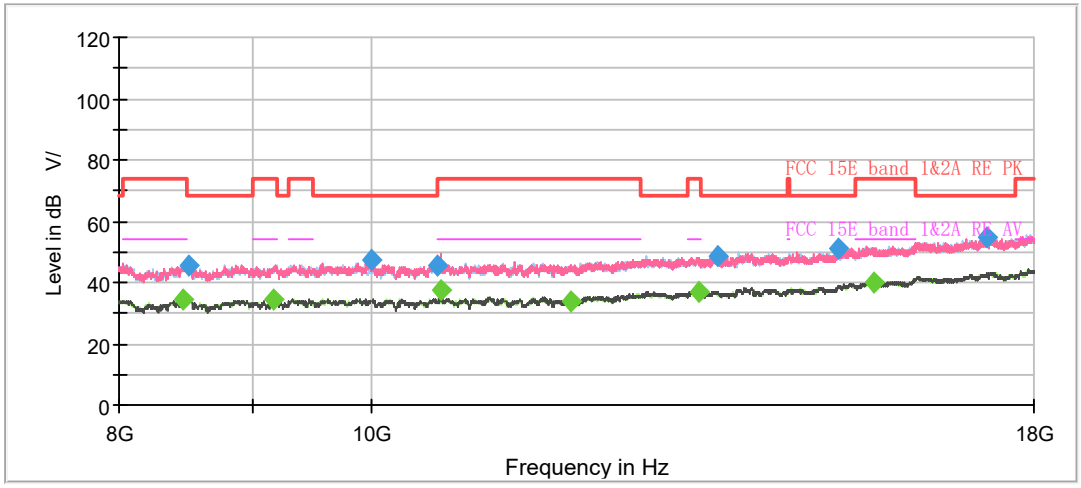

Radiates Emission from 8GHz to 18GHz

This report shall not be reproduced except in full, without the written approval of Eurofins TA Technology (Shanghai) Co., Ltd.

Frequency (MHz)	MaxPeak (dB μ V/m)	Average (dB μ V/m)	Limit (dB μ V/m)	Margin (dB)	Meas. Time (ms)	Height (cm)	Pol	Azimuth (deg)	Corr. (dB/m)
1124.250000	---	37.43	54.00	16.57	500.0	200.0	H	297.0	4.0
1273.000000	46.58	---	68.20	21.62	500.0	100.0	V	131.0	5.0
1696.500000	---	35.94	54.00	18.06	500.0	200.0	H	279.0	7.4
1912.625000	48.54	---	68.20	19.66	500.0	100.0	H	91.0	8.0
2249.500000	---	37.57	54.00	16.43	500.0	200.0	V	135.0	9.5
2568.875000	50.18	---	68.20	18.02	500.0	100.0	H	190.0	10.7
2750.000000	---	40.51	54.00	13.49	500.0	200.0	V	5.0	10.9
3489.375000	54.27	---	68.20	13.93	500.0	100.0	H	0.0	13.8
3955.750000	---	41.93	54.00	12.07	500.0	100.0	V	313.0	14.4
4424.750000	53.77	---	68.20	14.43	500.0	200.0	H	297.0	16.0
7671.000000	---	46.87	54.00	7.13	500.0	200.0	H	249.0	22.1
7972.875000	60.42	---	68.20	7.78	500.0	200.0	V	77.0	23.6

Remark: 1. Correction Factor = Antenna factor + Insertion loss (cable loss + amplifier gain)
2. Margin = Limit –MAX Peak/ Average

This report shall not be reproduced except in full, without the written approval of Eurofins TA Technology (Shanghai) Co., Ltd.

802.11ac (VHT20) CH100

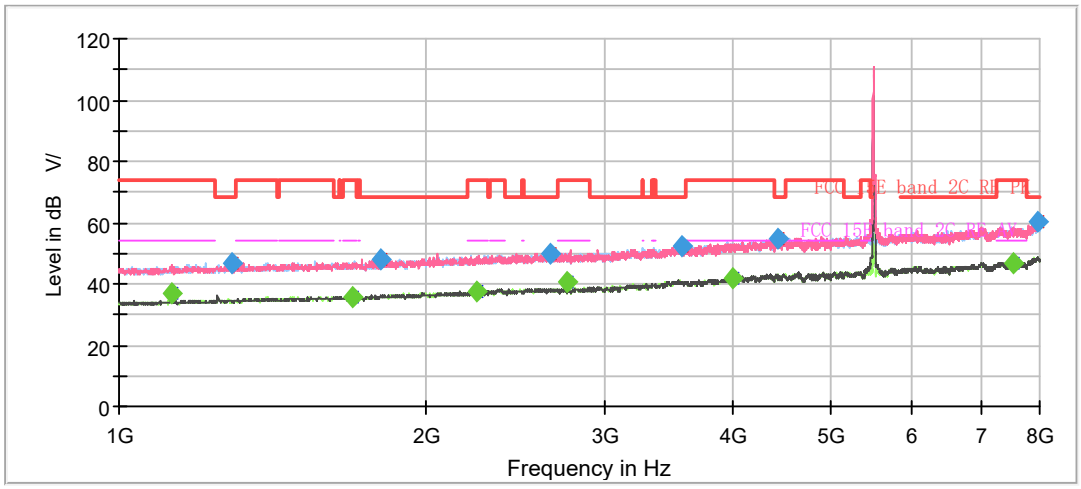

Note: The signal beyond the limit is carrier.
Radiates Emission from 1GHz to 8GHz

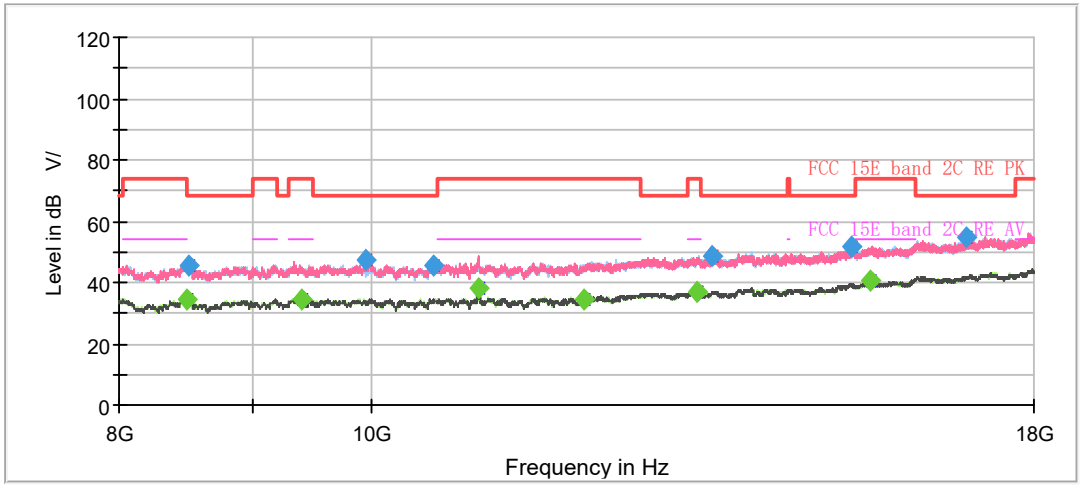

Radiates Emission from 8GHz to 18GHz

This report shall not be reproduced except in full, without the written approval of Eurofins TA Technology (Shanghai) Co., Ltd.

Frequency (MHz)	MaxPeak (dB μ V/m)	Average (dB μ V/m)	Limit (dB μ V/m)	Margin (dB)	Meas. Time (ms)	Height (cm)	Pol	Azimuth (deg)	Corr. (dB/m)
1124.250000	---	36.84	54.00	17.16	500.0	100.0	V	205.0	4.0
1293.125000	46.68	---	68.20	21.52	500.0	200.0	V	1.0	5.0
1696.500000	---	35.90	54.00	18.10	500.0	100.0	V	186.0	7.4
1803.250000	48.19	---	68.20	20.01	500.0	100.0	H	70.0	7.7
2245.125000	---	37.59	54.00	16.41	500.0	200.0	V	283.0	9.5
2651.125000	50.10	---	68.20	18.10	500.0	100.0	V	130.0	10.9
2750.000000	---	40.54	54.00	13.46	500.0	200.0	V	176.0	10.9
3571.625000	52.42	---	68.20	15.78	500.0	200.0	V	255.0	13.8
3998.625000	---	41.92	54.00	12.08	500.0	100.0	H	291.0	14.5
4429.125000	54.72	---	68.20	13.48	500.0	200.0	V	146.0	15.9
7547.625000	---	46.88	54.00	7.12	500.0	200.0	H	228.0	21.5
7964.125000	60.05	---	68.20	8.15	500.0	100.0	H	122.0	23.6

Remark: 1. Correction Factor = Antenna factor + Insertion loss (cable loss + amplifier gain)
2. Margin = Limit –MAX Peak/ Average

This report shall not be reproduced except in full, without the written approval of Eurofins TA Technology (Shanghai) Co., Ltd.

802.11ac (HT20) CH116

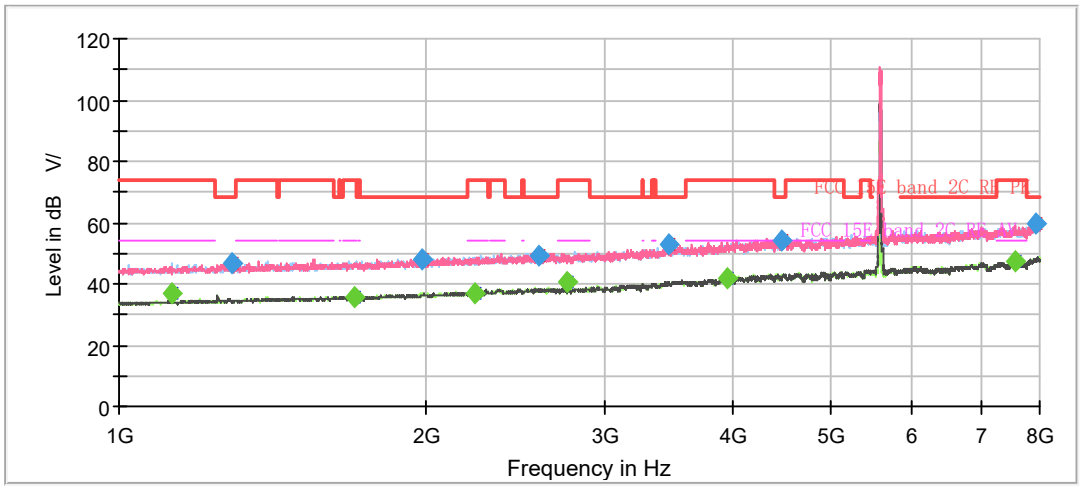

Note: The signal beyond the limit is carrier.
Radiates Emission from 1GHz to 8GHz

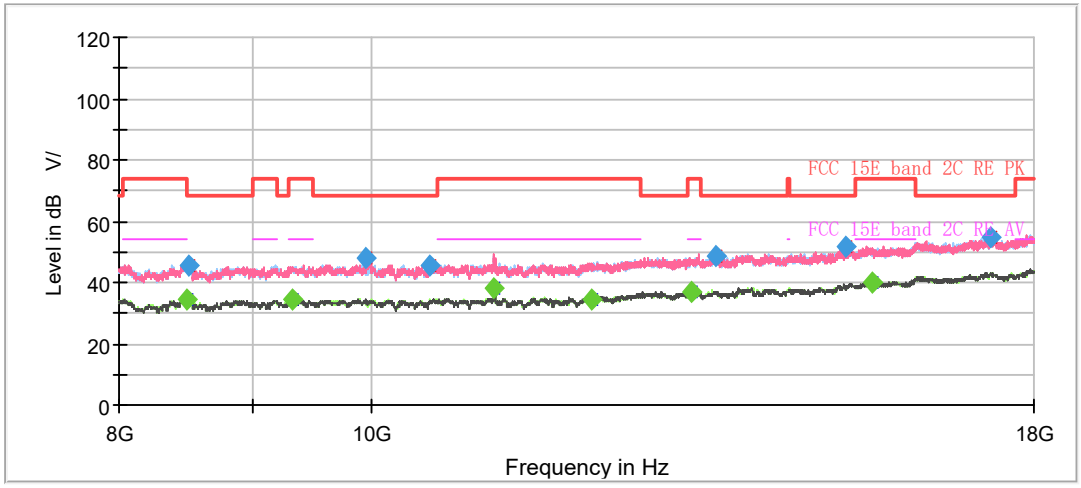

Radiates Emission from 8GHz to 18GHz

This report shall not be reproduced except in full, without the written approval of Eurofins TA Technology (Shanghai) Co., Ltd.

Frequency (MHz)	MaxPeak (dB μ V/m)	Average (dB μ V/m)	Limit (dB μ V/m)	Margin (dB)	Meas. Time (ms)	Height (cm)	Pol	Azimuth (deg)	Corr. (dB/m)
1124.250000	---	36.83	54.00	17.17	500.0	200.0	V	51.0	4.0
1289.625000	46.67	---	68.20	21.53	500.0	100.0	H	28.0	5.0
1703.500000	---	35.95	54.00	18.05	500.0	200.0	H	324.0	7.4
1982.625000	48.27	---	68.20	19.93	500.0	100.0	V	232.0	8.7
2230.250000	---	36.95	54.00	17.05	500.0	100.0	H	4.0	9.5
2585.500000	49.51	---	68.20	18.69	500.0	200.0	H	234.0	10.7
2750.000000	---	40.50	54.00	13.50	500.0	200.0	V	0.0	10.9
3464.000000	52.63	---	68.20	15.57	500.0	200.0	H	299.0	13.6
3947.000000	---	41.90	54.00	12.10	500.0	100.0	V	0.0	14.4
4472.875000	53.96	---	68.20	14.24	500.0	100.0	V	217.0	15.8
7569.500000	---	47.24	54.00	6.76	500.0	200.0	H	158.0	21.6
7948.375000	59.80	---	68.20	8.40	500.0	200.0	V	247.0	23.5

Remark: 1. Correction Factor = Antenna factor + Insertion loss (cable loss + amplifier gain)
2. Margin = Limit –MAX Peak/ Average

This report shall not be reproduced except in full, without the written approval of Eurofins TA Technology (Shanghai) Co., Ltd.

802.11ac (HT20) CH140

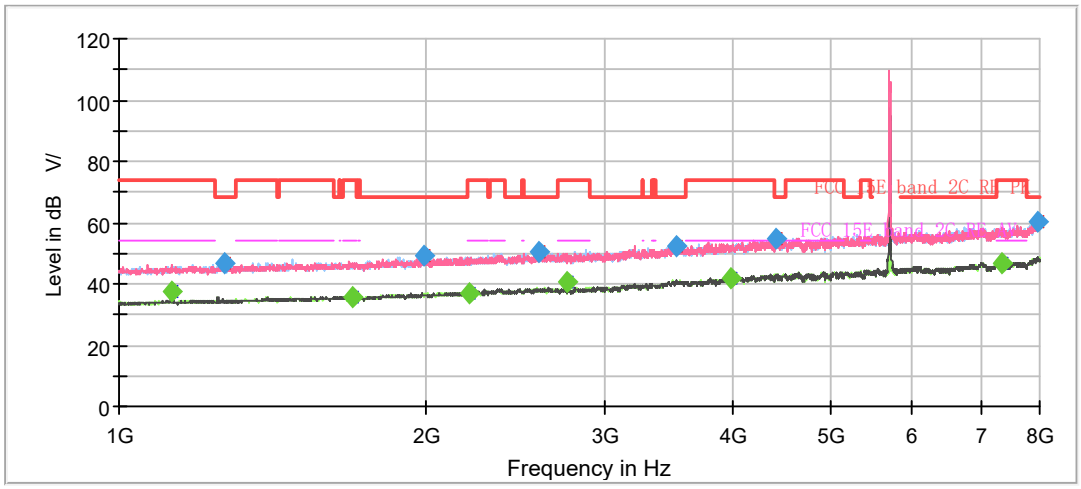

Note: The signal beyond the limit is carrier.
Radiates Emission from 1GHz to 8GHz

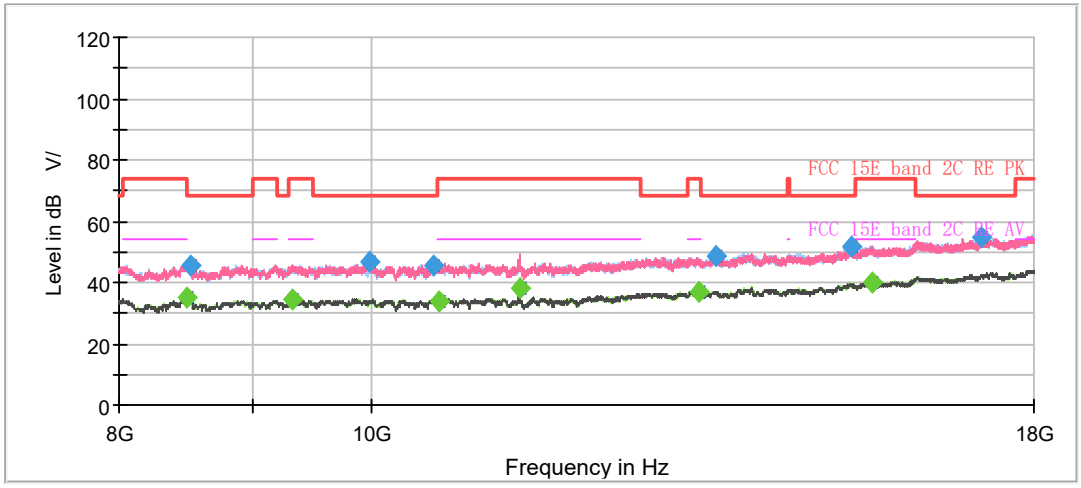

Radiates Emission from 8GHz to 18GHz

This report shall not be reproduced except in full, without the written approval of Eurofins TA Technology (Shanghai) Co., Ltd.

Frequency (MHz)	MaxPeak (dB μ V/m)	Average (dB μ V/m)	Limit (dB μ V/m)	Margin (dB)	Meas. Time (ms)	Height (cm)	Pol	Azimuth (deg)	Corr. (dB/m)
1124.250000	---	37.37	54.00	16.63	500.0	100.0	V	33.0	4.0
1266.875000	46.62	---	68.20	21.58	500.0	100.0	V	80.0	4.9
1694.750000	---	35.85	54.00	18.15	500.0	100.0	H	234.0	7.4
1995.750000	49.40	---	68.20	18.80	500.0	200.0	V	352.0	8.6
2209.250000	---	36.96	54.00	17.04	500.0	200.0	H	1.0	9.3
2584.625000	50.15	---	68.20	18.05	500.0	200.0	H	196.0	10.7
2750.000000	---	40.63	54.00	13.37	500.0	200.0	V	3.0	10.9
3516.500000	52.19	---	68.20	16.01	500.0	100.0	H	325.0	14.0
3975.875000	---	41.80	54.00	12.20	500.0	100.0	V	117.0	14.5
4407.250000	54.65	---	68.20	13.55	500.0	200.0	V	88.0	16.2
7347.250000	---	46.93	54.00	7.07	500.0	100.0	V	0.0	21.2
7981.625000	60.29	---	68.20	7.91	500.0	200.0	V	298.0	23.6

Remark: 1. Correction Factor = Antenna factor + Insertion loss (cable loss + amplifier gain)
2. Margin = Limit –MAX Peak/ Average

This report shall not be reproduced except in full, without the written approval of Eurofins TA Technology (Shanghai) Co., Ltd.

802.11ac (VHT20) CH144

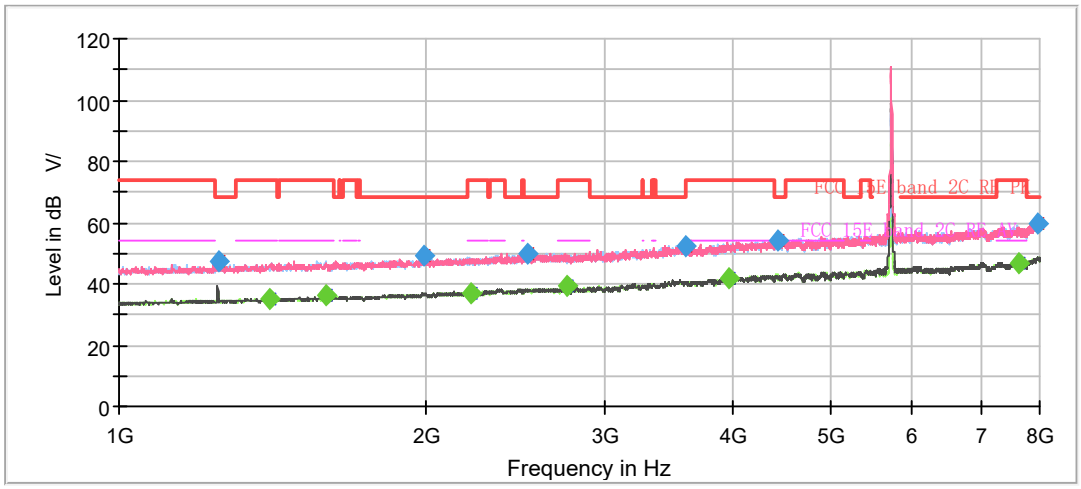

Note: The signal beyond the limit is carrier.
Radiates Emission from 1GHz to 8GHz

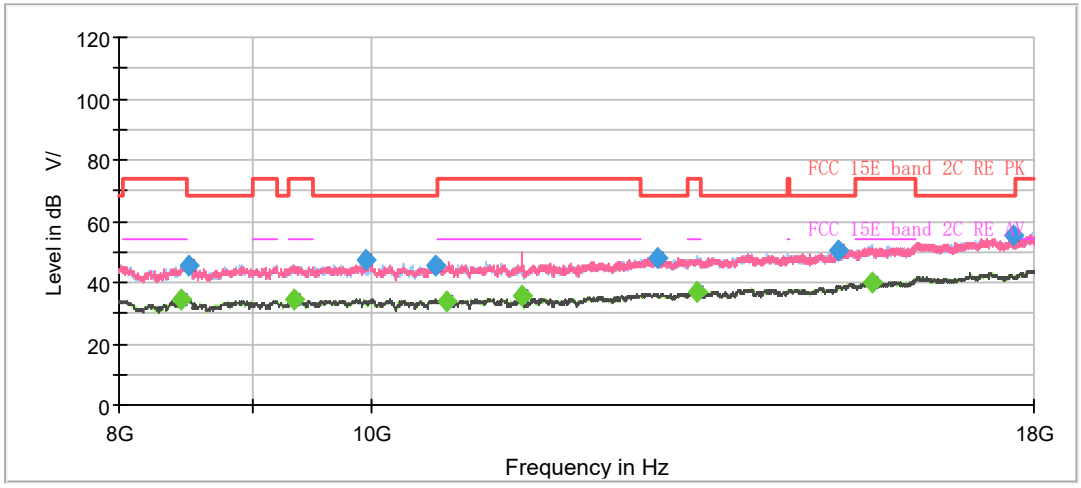

Radiates Emission from 8GHz to 18GHz

This report shall not be reproduced except in full, without the written approval of Eurofins TA Technology (Shanghai) Co., Ltd.

Frequency (MHz)	MaxPeak (dB μ V/m)	Average (dB μ V/m)	Limit (dB μ V/m)	Margin (dB)	Meas. Time (ms)	Height (cm)	Pol	Azimuth (deg)	Corr. (dB/m)
1250.250000	47.09	---	68.20	21.11	500.0	200.0	V	335.0	4.8
1405.125000	---	35.24	54.00	18.76	500.0	200.0	V	351.0	5.7
1595.875000	---	36.19	54.00	17.81	500.0	200.0	V	340.0	6.8
1989.625000	49.00	---	68.20	19.20	500.0	100.0	V	39.0	8.7
2218.000000	---	36.81	54.00	17.19	500.0	200.0	H	25.0	9.3
2514.625000	50.04	---	68.20	18.16	500.0	100.0	V	213.0	10.4
2750.000000	---	39.68	54.00	14.32	500.0	200.0	V	356.0	10.9
3599.625000	52.43	---	68.20	15.77	500.0	100.0	H	236.0	13.8
3971.500000	---	42.00	54.00	12.00	500.0	200.0	H	214.0	14.5
4431.750000	53.95	---	68.20	14.25	500.0	100.0	H	176.0	15.9
7628.125000	---	46.91	54.00	7.09	500.0	200.0	V	340.0	21.8
7964.125000	59.87	---	68.20	8.33	500.0	100.0	V	213.0	23.6

Remark: 1. Correction Factor = Antenna factor + Insertion loss (cable loss + amplifier gain)
2. Margin = Limit –MAX Peak/ Average

This report shall not be reproduced except in full, without the written approval of Eurofins TA Technology (Shanghai) Co., Ltd.

802.11ac (VHT20) CH149

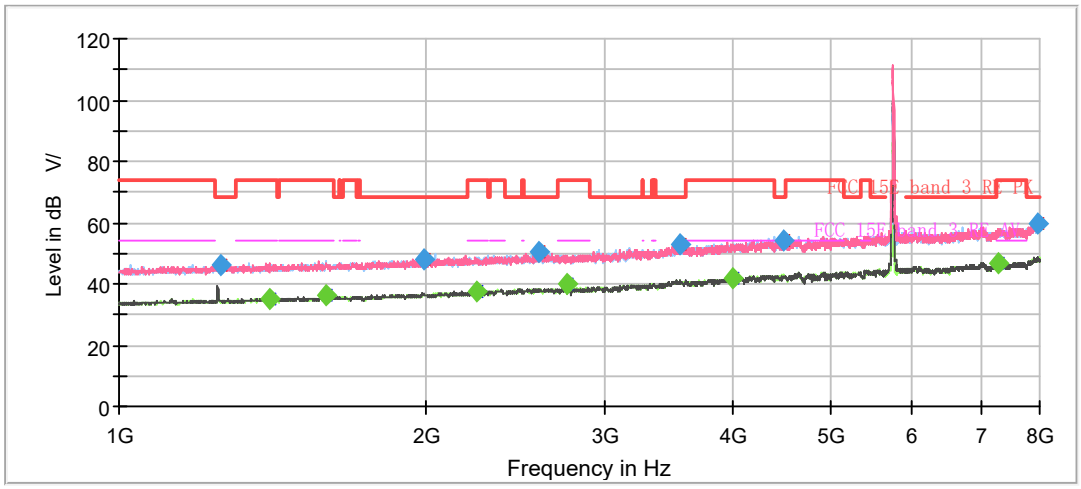

Note: The signal beyond the limit is carrier.
Radiates Emission from 1GHz to 8GHz

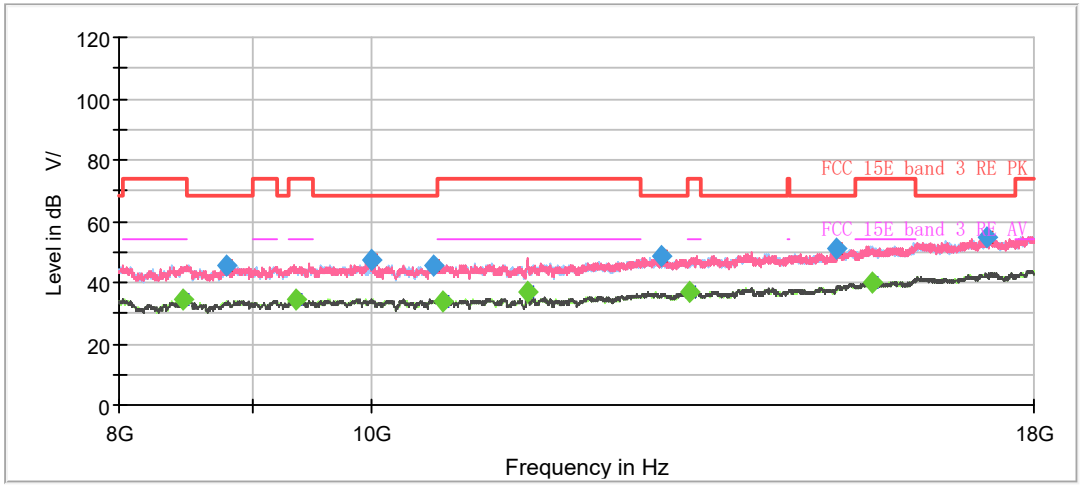

Radiates Emission from 8GHz to 18GHz

This report shall not be reproduced except in full, without the written approval of Eurofins TA Technology (Shanghai) Co., Ltd.

Frequency (MHz)	MaxPeak (dB μ V/m)	Average (dB μ V/m)	Limit (dB μ V/m)	Margin (dB)	Meas. Time (ms)	Height (cm)	Pol	Azimuth (deg)	Corr. (dB/m)
1259.000000	46.08	---	68.20	22.12	500.0	100.0	V	229.0	4.9
1402.500000	---	35.31	54.00	18.69	500.0	200.0	V	201.0	5.7
1595.000000	---	36.17	54.00	17.83	500.0	200.0	H	305.0	6.8
1994.875000	48.20	---	68.20	20.00	500.0	100.0	H	196.0	8.6
2241.625000	---	37.47	54.00	16.53	500.0	200.0	V	177.0	9.6
2578.500000	50.67	---	68.20	17.53	500.0	200.0	H	280.0	10.8
2750.000000	---	39.92	54.00	14.08	500.0	200.0	V	195.0	10.9
3552.375000	52.63	---	68.20	15.57	500.0	200.0	V	165.0	14.0
3996.000000	---	41.94	54.00	12.06	500.0	200.0	H	92.0	14.5
4482.500000	54.34	---	68.20	13.86	500.0	100.0	H	352.0	15.9
7299.125000	---	46.97	54.00	7.03	500.0	200.0	H	0.0	21.2
7959.750000	59.91	---	68.20	8.29	500.0	200.0	V	0.0	23.6

Remark: 1. Correction Factor = Antenna factor + Insertion loss (cable loss + amplifier gain)
2. Margin = Limit –MAX Peak/ Average

This report shall not be reproduced except in full, without the written approval of Eurofins TA Technology (Shanghai) Co., Ltd.

802.11ac (VHT20) CH157

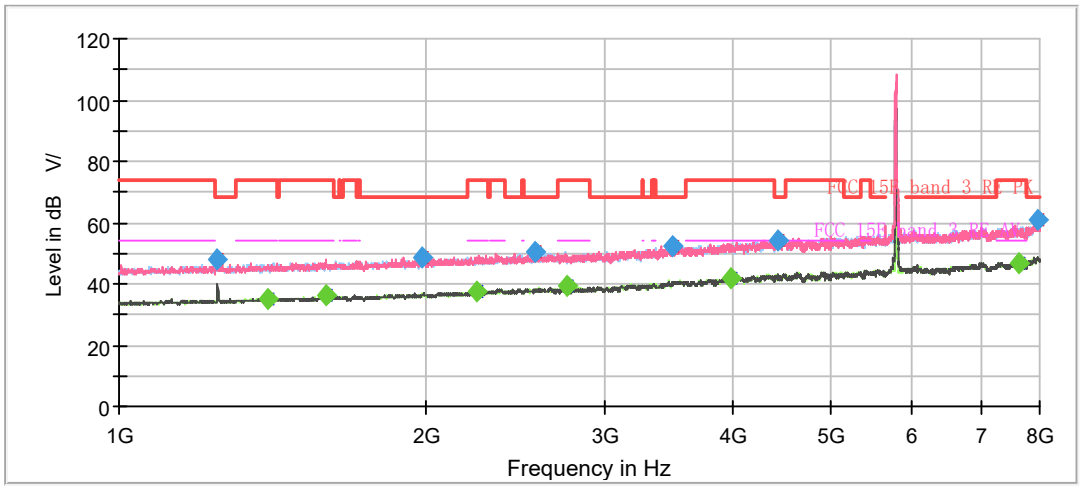

Note: The signal beyond the limit is carrier.
Radiates Emission from 1GHz to 8GHz

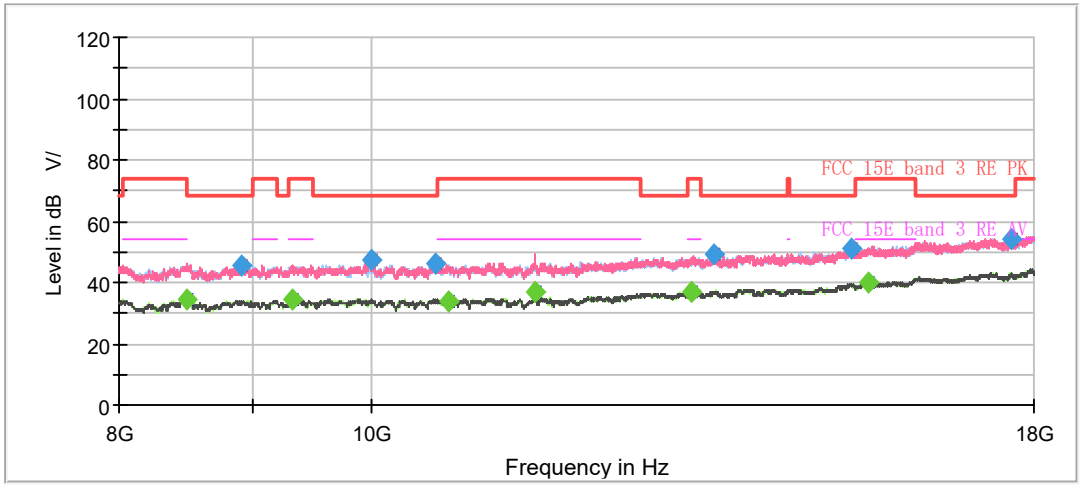

Radiates Emission from 8GHz to 18GHz

This report shall not be reproduced except in full, without the written approval of Eurofins TA Technology (Shanghai) Co., Ltd.

Frequency (MHz)	MaxPeak (dB μ V/m)	Average (dB μ V/m)	Limit (dB μ V/m)	Margin (dB)	Meas. Time (ms)	Height (cm)	Pol	Azimuth (deg)	Corr. (dB/m)
1249.375000	47.97	---	68.20	20.23	500.0	200.0	V	333.0	4.8
1396.375000	---	35.23	54.00	18.77	500.0	100.0	H	286.0	5.7
1595.875000	---	36.07	54.00	17.93	500.0	200.0	H	328.0	6.8
1981.750000	48.83	---	68.20	19.37	500.0	200.0	H	90.0	8.6
2240.750000	---	37.46	54.00	16.54	500.0	200.0	V	0.0	9.6
2562.750000	50.43	---	68.20	17.77	500.0	200.0	V	0.0	10.6
2750.000000	---	39.62	54.00	14.38	500.0	200.0	V	193.0	10.9
3497.250000	52.37	---	68.20	15.83	500.0	200.0	V	339.0	13.8
3975.875000	---	41.80	54.00	12.20	500.0	200.0	H	27.0	14.5
4429.125000	53.94	---	68.20	14.26	500.0	100.0	V	27.0	15.9
7641.250000	---	47.05	54.00	6.95	500.0	200.0	V	308.0	21.9
7954.500000	60.68	---	68.20	7.52	500.0	200.0	H	165.0	23.6

Remark: 1. Correction Factor = Antenna factor + Insertion loss (cable loss + amplifier gain)
2. Margin = Limit –MAX Peak/ Average

This report shall not be reproduced except in full, without the written approval of Eurofins TA Technology (Shanghai) Co., Ltd.

802.11ac (VHT20) CH165

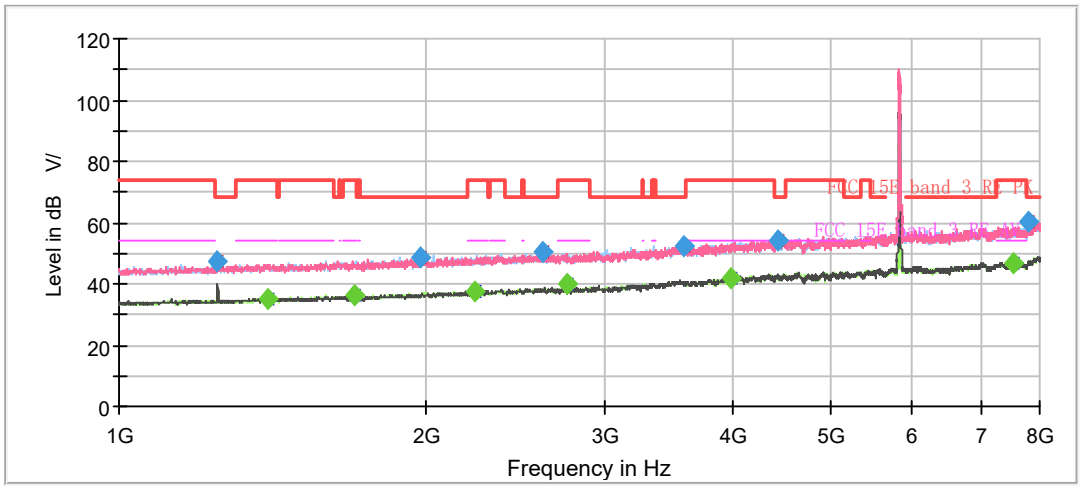

Note: The signal beyond the limit is carrier.
Radiates Emission from 1GHz to 8GHz

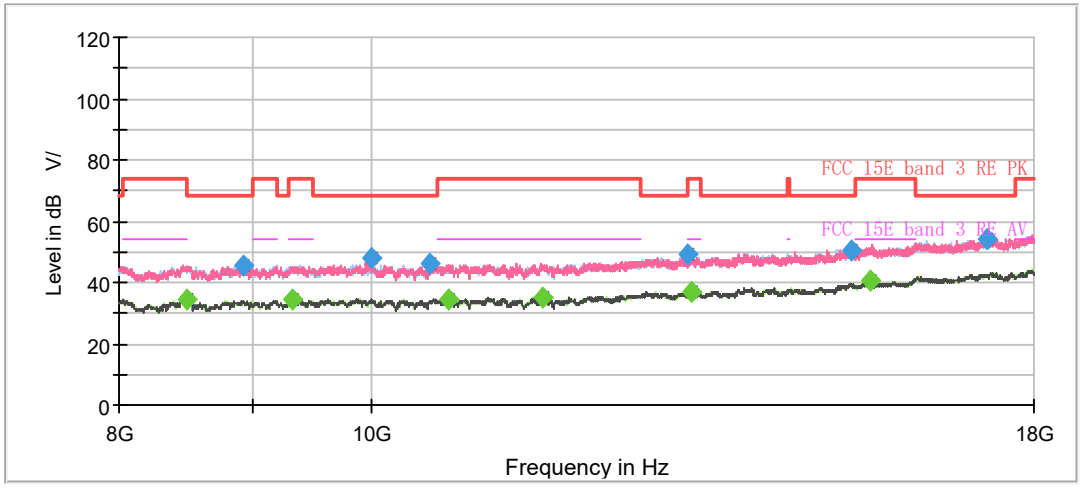

Radiates Emission from 8GHz to 18GHz

This report shall not be reproduced except in full, without the written approval of Eurofins TA Technology (Shanghai) Co., Ltd.

Frequency (MHz)	MaxPeak (dB μ V/m)	Average (dB μ V/m)	Limit (dB μ V/m)	Margin (dB)	Meas. Time (ms)	Height (cm)	Pol	Azimuth (deg)	Corr. (dB/m)
1249.375000	47.34	---	68.20	20.86	500.0	200.0	V	329.0	4.8
1400.750000	---	35.36	54.00	18.64	500.0	200.0	H	167.0	5.7
1704.375000	---	36.22	54.00	17.78	500.0	200.0	H	60.0	7.4
1978.250000	48.41	---	68.20	19.79	500.0	100.0	V	217.0	8.6
2236.375000	---	37.36	54.00	16.64	500.0	200.0	H	49.0	9.5
2606.500000	50.36	---	68.20	17.84	500.0	200.0	H	103.0	10.7
2750.000000	---	40.07	54.00	13.93	500.0	200.0	V	30.0	10.9
3579.500000	52.08	---	68.20	16.12	500.0	200.0	H	208.0	13.8
3976.750000	---	41.80	54.00	12.20	500.0	200.0	V	168.0	14.5
4428.250000	54.23	---	68.20	13.97	500.0	200.0	V	0.0	15.9
7550.250000	---	46.80	54.00	7.20	500.0	200.0	H	149.0	21.5
7814.500000	60.36	---	68.20	7.84	500.0	200.0	H	246.0	22.9

Remark: 1. Correction Factor = Antenna factor + Insertion loss (cable loss + amplifier gain)
2. Margin = Limit –MAX Peak/ Average

This report shall not be reproduced except in full, without the written approval of Eurofins TA Technology (Shanghai) Co., Ltd.

802.11ac (VHT40) CH38

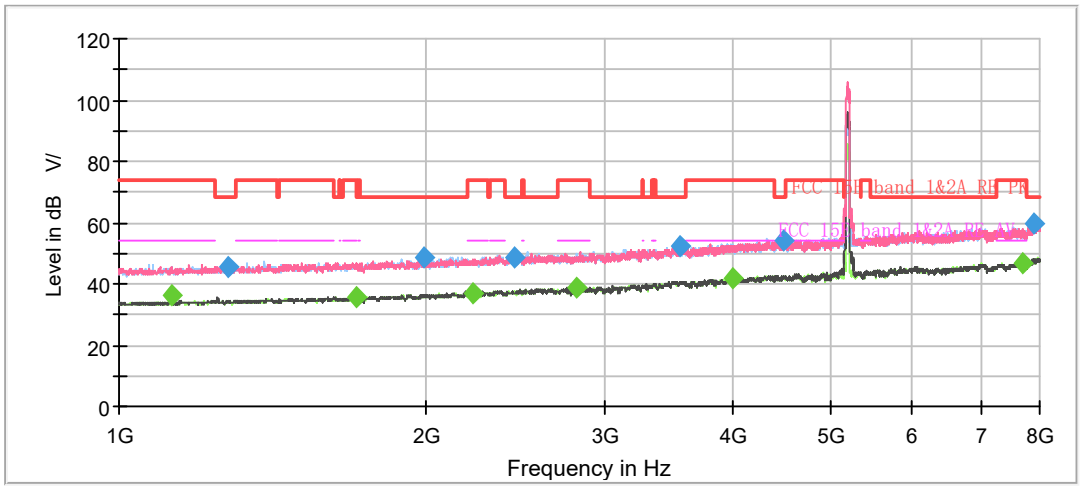

Note: The signal beyond the limit is carrier.
Radiates Emission from 1GHz to 8GHz

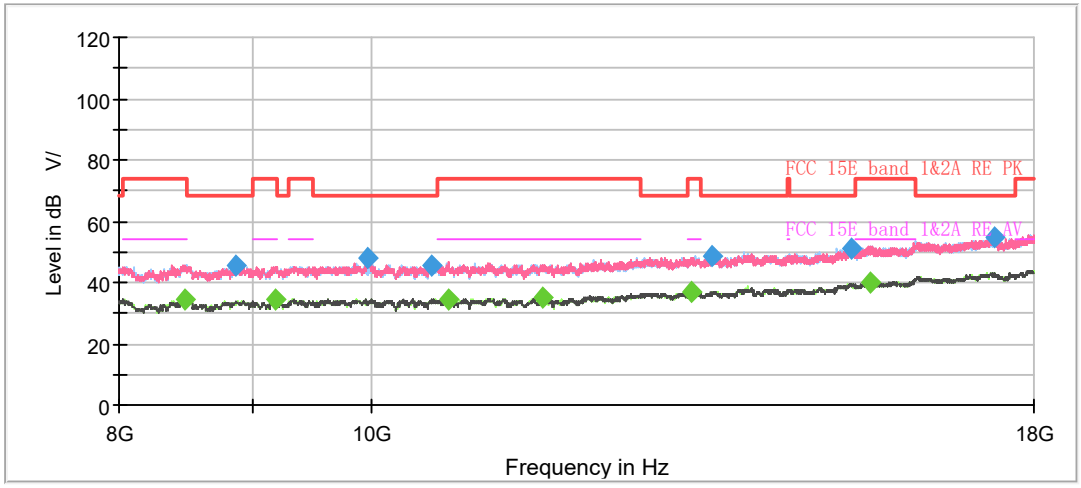

Radiates Emission from 8GHz to 18GHz

This report shall not be reproduced except in full, without the written approval of Eurofins TA Technology (Shanghai) Co., Ltd.

Frequency (MHz)	MaxPeak (dB µ V/m)	Average (dB µ V/m)	Limit (dB µ V/m)	Margin (dB)	Meas. Time (ms)	Height (cm)	Pol	Azimuth (deg)	Corr. (dB/m)
1124.250000	---	36.38	54.00	17.62	500.0	200.0	V	315.0	4.0
1278.250000	45.68	---	68.20	22.52	500.0	100.0	H	352.0	5.0
1707.000000	---	35.76	54.00	18.24	500.0	200.0	V	0.0	7.4
1995.750000	48.50	---	68.20	19.70	500.0	200.0	V	190.0	8.6
2220.625000	---	37.09	54.00	16.91	500.0	200.0	H	57.0	9.3
2441.125000	48.71	---	68.20	19.49	500.0	200.0	H	0.0	10.2
2815.625000	---	38.51	54.00	15.49	500.0	100.0	H	115.0	11.1
3545.375000	52.27	---	68.20	15.93	500.0	200.0	H	17.0	14.1
3999.500000	---	41.64	54.00	12.36	500.0	200.0	V	121.0	14.6
4480.750000	54.34	---	68.20	13.86	500.0	100.0	H	224.0	15.8
7700.750000	---	46.57	54.00	7.43	500.0	200.0	H	3.0	22.2
7904.625000	59.50	---	68.20	8.70	500.0	200.0	H	17.0	23.5

Remark: 1. Correction Factor = Antenna factor + Insertion loss (cable loss + amplifier gain)
2. Margin = Limit –MAX Peak/ Average

This report shall not be reproduced except in full, without the written approval of Eurofins TA Technology (Shanghai) Co., Ltd.

802.11ac (VHT40) CH46

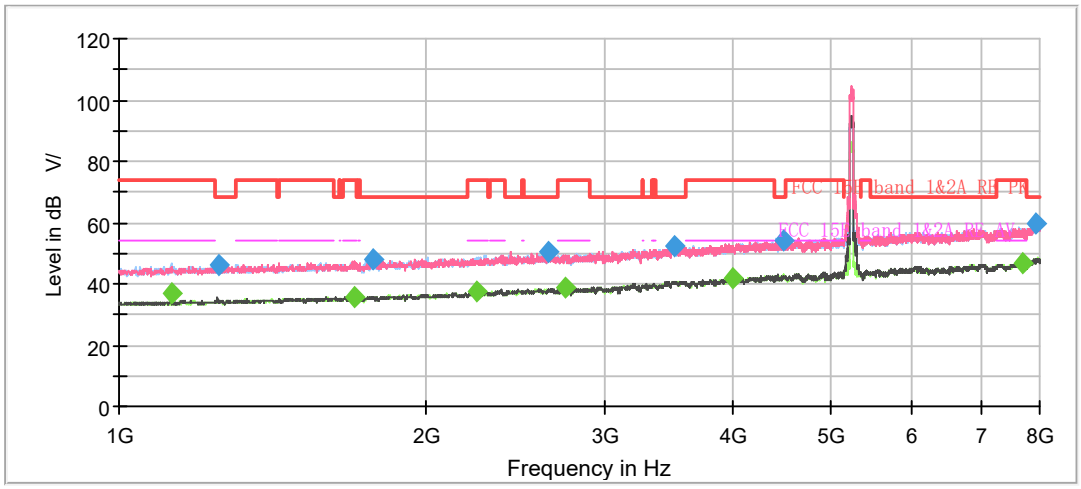

Note: The signal beyond the limit is carrier.
Radiates Emission from 1GHz to 8GHz

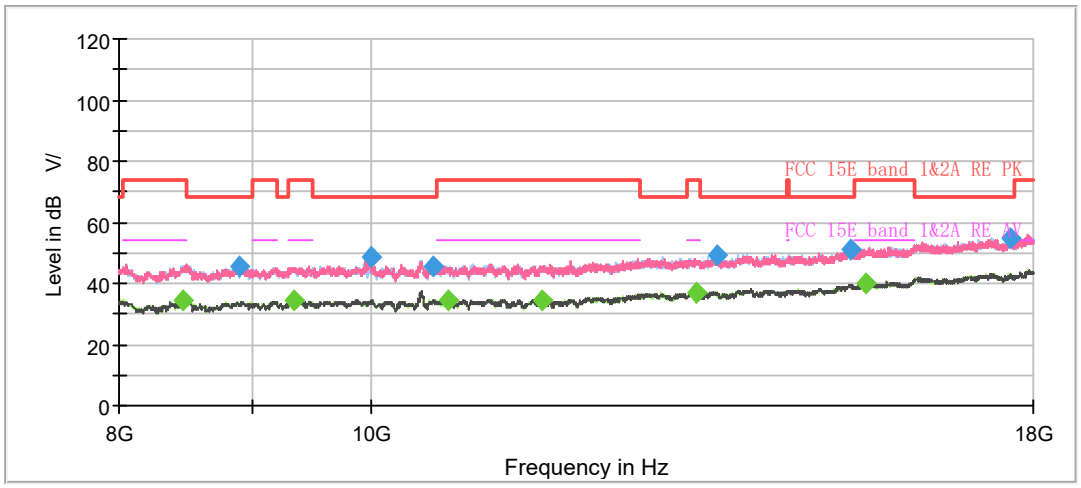

Radiates Emission from 8GHz to 18GHz

This report shall not be reproduced except in full, without the written approval of Eurofins TA Technology (Shanghai) Co., Ltd.

Frequency (MHz)	MaxPeak (dB μ V/m)	Average (dB μ V/m)	Limit (dB μ V/m)	Margin (dB)	Meas. Time (ms)	Height (cm)	Pol	Azimuth (deg)	Corr. (dB/m)
1124.250000	---	36.99	54.00	17.01	500.0	200.0	V	314.0	4.0
1250.250000	45.88	---	68.20	22.32	500.0	100.0	H	173.0	4.8
1701.750000	---	35.58	54.00	18.42	500.0	200.0	V	197.0	7.4
1772.625000	48.19	---	68.20	20.01	500.0	200.0	H	72.0	7.6
2239.875000	---	37.33	54.00	16.67	500.0	200.0	V	269.0	9.6
2638.000000	50.55	---	68.20	17.65	500.0	200.0	H	283.0	10.8
2739.500000	---	38.56	54.00	15.44	500.0	200.0	V	304.0	10.9
3513.000000	52.15	---	68.20	16.05	500.0	200.0	H	22.0	13.9
3997.750000	---	41.68	54.00	12.32	500.0	100.0	V	53.0	14.5
4481.625000	54.03	---	68.20	14.17	500.0	200.0	H	303.0	15.8
7708.625000	---	46.65	54.00	7.35	500.0	200.0	V	358.0	22.2
7944.875000	59.83	---	68.20	8.37	500.0	100.0	V	59.0	23.5

Remark: 1. Correction Factor = Antenna factor + Insertion loss (cable loss + amplifier gain)
2. Margin = Limit –MAX Peak/ Average

This report shall not be reproduced except in full, without the written approval of Eurofins TA Technology (Shanghai) Co., Ltd.

802.11ac (VHT40) CH54

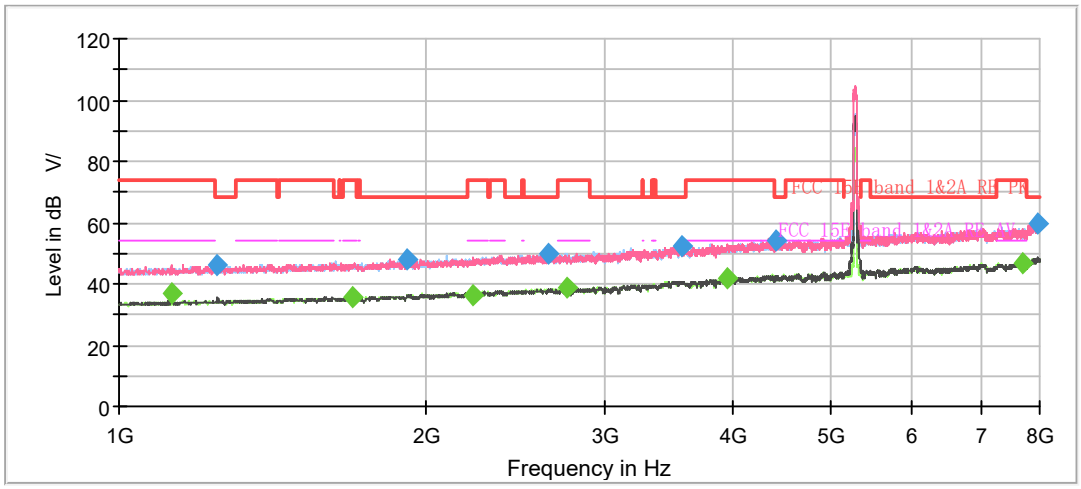

Note: The signal beyond the limit is carrier.
Radiates Emission from 1GHz to 8GHz

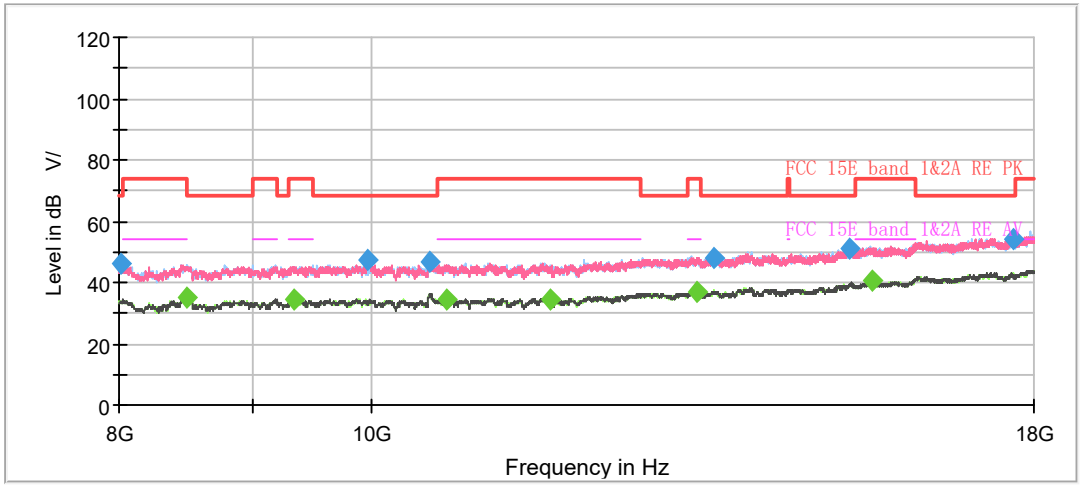

Radiates Emission from 8GHz to 18GHz

This report shall not be reproduced except in full, without the written approval of Eurofins TA Technology (Shanghai) Co., Ltd.

Frequency (MHz)	MaxPeak (dB μ V/m)	Average (dB μ V/m)	Limit (dB μ V/m)	Margin (dB)	Meas. Time (ms)	Height (cm)	Pol	Azimuth (deg)	Corr. (dB/m)
1124.250000	---	36.81	54.00	17.19	500.0	200.0	V	296.0	4.0
1246.750000	46.19	---	68.20	22.01	500.0	100.0	H	172.0	4.8
1697.375000	---	35.79	54.00	18.21	500.0	200.0	V	13.0	7.4
1920.500000	48.03	---	68.20	20.17	500.0	100.0	H	60.0	8.2
2223.250000	---	36.58	54.00	17.42	500.0	100.0	H	218.0	9.4
2638.000000	50.03	---	68.20	18.17	500.0	100.0	H	349.0	10.8
2750.000000	---	38.52	54.00	15.48	500.0	200.0	V	175.0	10.9
3570.750000	52.54	---	68.20	15.66	500.0	100.0	H	105.0	13.8
3956.625000	---	41.55	54.00	12.45	500.0	200.0	V	226.0	14.4
4404.625000	53.98	---	68.20	14.22	500.0	100.0	H	228.0	16.2
7709.500000	---	46.82	54.00	7.18	500.0	200.0	H	298.0	22.2
7973.750000	59.93	---	68.20	8.27	500.0	200.0	H	30.0	23.6

Remark: 1. Correction Factor = Antenna factor + Insertion loss (cable loss + amplifier gain)
2. Margin = Limit –MAX Peak/ Average

This report shall not be reproduced except in full, without the written approval of Eurofins TA Technology (Shanghai) Co., Ltd.

802.11ac (VHT40) CH62

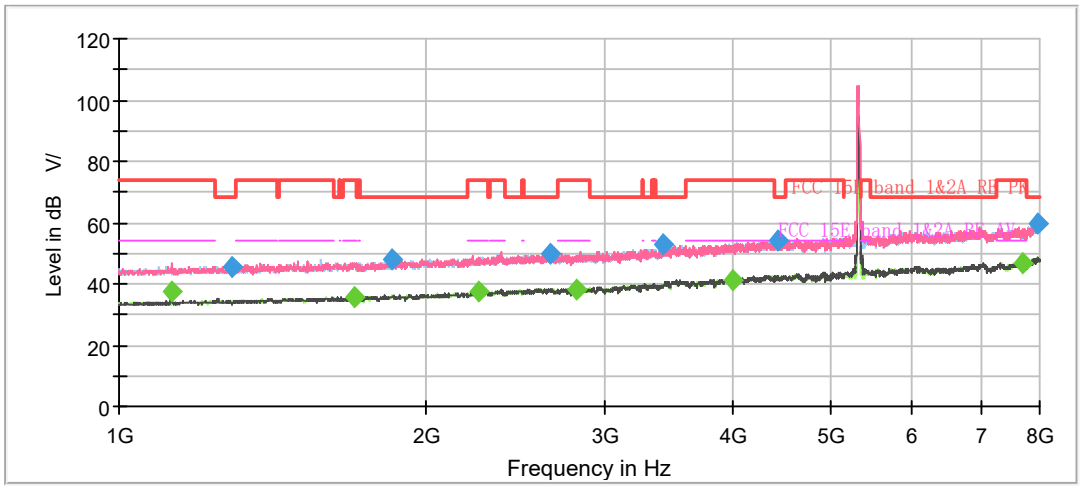

Note: The signal beyond the limit is carrier.
Radiates Emission from 1GHz to 8GHz

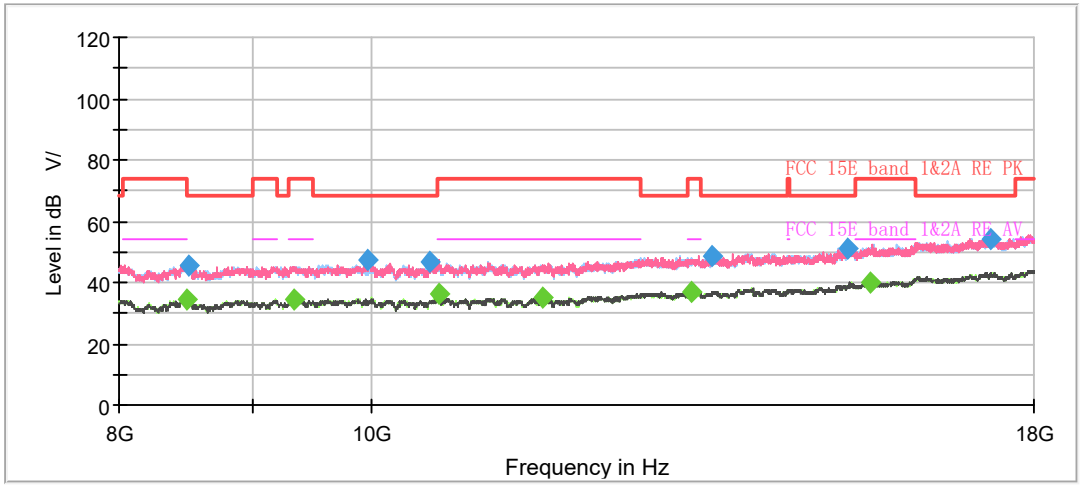

Radiates Emission from 8GHz to 18GHz

This report shall not be reproduced except in full, without the written approval of Eurofins TA Technology (Shanghai) Co., Ltd.

Frequency (MHz)	MaxPeak (dB μ V/m)	Average (dB μ V/m)	Limit (dB μ V/m)	Margin (dB)	Meas. Time (ms)	Height (cm)	Pol	Azimuth (deg)	Corr. (dB/m)
1124.250000	---	37.28	54.00	16.72	500.0	200.0	V	327.0	4.0
1292.250000	45.78	---	68.20	22.42	500.0	200.0	V	201.0	5.0
1704.375000	---	35.62	54.00	18.38	500.0	200.0	H	63.0	7.4
1855.750000	48.07	---	68.20	20.13	500.0	200.0	H	201.0	8.0
2249.500000	---	37.29	54.00	16.71	500.0	100.0	H	321.0	9.5
2650.250000	50.08	---	68.20	18.12	500.0	100.0	H	0.0	10.9
2813.875000	---	38.44	54.00	15.56	500.0	200.0	V	245.0	11.1
3412.375000	52.70	---	68.20	15.50	500.0	200.0	H	149.0	12.9
3997.750000	---	41.53	54.00	12.47	500.0	100.0	V	0.0	14.5
4427.375000	54.19	---	68.20	14.01	500.0	100.0	H	128.0	15.9
7705.125000	---	46.73	54.00	7.27	500.0	100.0	V	80.0	22.2
7973.750000	59.97	---	68.20	8.23	500.0	200.0	H	103.0	23.6

Remark: 1. Correction Factor = Antenna factor + Insertion loss (cable loss + amplifier gain)
2. Margin = Limit –MAX Peak/ Average

This report shall not be reproduced except in full, without the written approval of Eurofins TA Technology (Shanghai) Co., Ltd.

802.11ac (VHT40) CH102

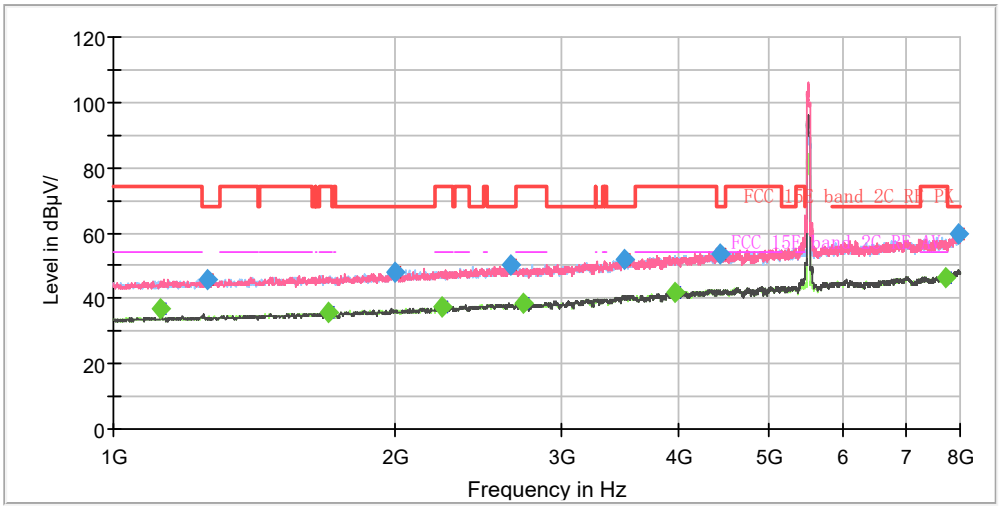

Note: The signal beyond the limit is carrier.
Radiates Emission from 1GHz to 8GHz

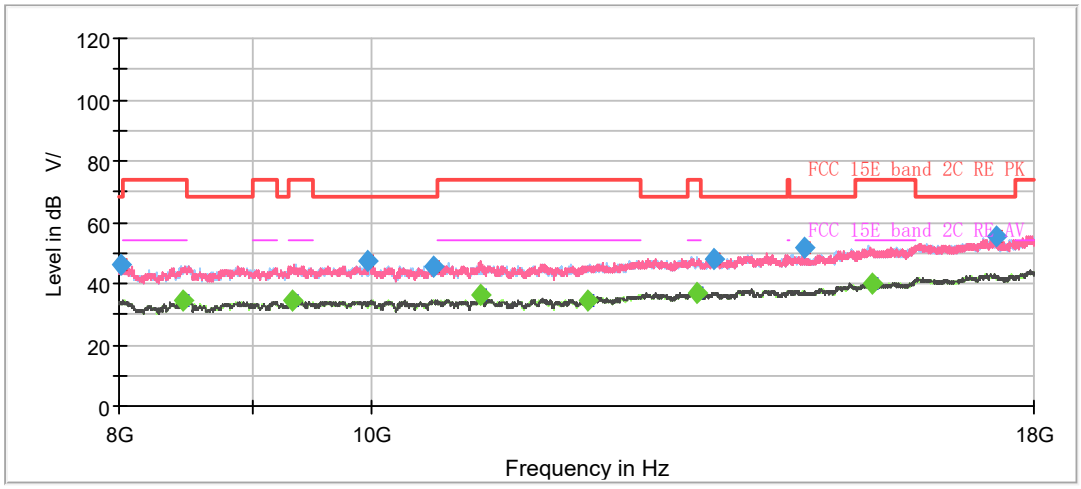

Radiates Emission from 8GHz to 18GHz

This report shall not be reproduced except in full, without the written approval of Eurofins TA Technology (Shanghai) Co., Ltd.

Frequency (MHz)	MaxPeak (dB µ V/m)	Average (dB µ V/m)	Limit (dB µ V/m)	Margin (dB)	Meas. Time (ms)	Height (cm)	Pol	Azimuth (deg)	Corr. (dB/m)
1124.250000	---	36.73	54.00	17.27	500.0	200.0	V	320.0	4.0
1260.750000	45.82	---	68.20	22.38	500.0	100.0	V	84.0	4.9
1696.500000	---	35.77	54.00	18.23	500.0	200.0	H	1.0	7.4
1993.125000	47.74	---	68.20	20.46	500.0	200.0	H	182.0	8.6
2244.250000	---	37.33	54.00	16.67	500.0	100.0	V	43.0	9.6
2652.875000	50.33	---	68.20	17.87	500.0	100.0	H	40.0	10.9
2740.375000	---	38.35	54.00	15.65	500.0	200.0	V	356.0	10.9
3505.125000	51.95	---	68.20	16.25	500.0	100.0	V	17.0	13.9
3969.750000	---	41.71	54.00	12.29	500.0	200.0	V	140.0	14.4
4437.875000	53.31	---	68.20	14.89	500.0	200.0	H	88.0	15.8
7714.750000	---	46.56	54.00	7.44	500.0	100.0	H	0.0	22.2
7965.875000	59.77	---	68.20	8.43	500.0	100.0	H	301.0	23.6

Remark: 1. Correction Factor = Antenna factor + Insertion loss (cable loss + amplifier gain)
2. Margin = Limit –MAX Peak/ Average

This report shall not be reproduced except in full, without the written approval of Eurofins TA Technology (Shanghai) Co., Ltd.

802.11ac (VHT40) CH118

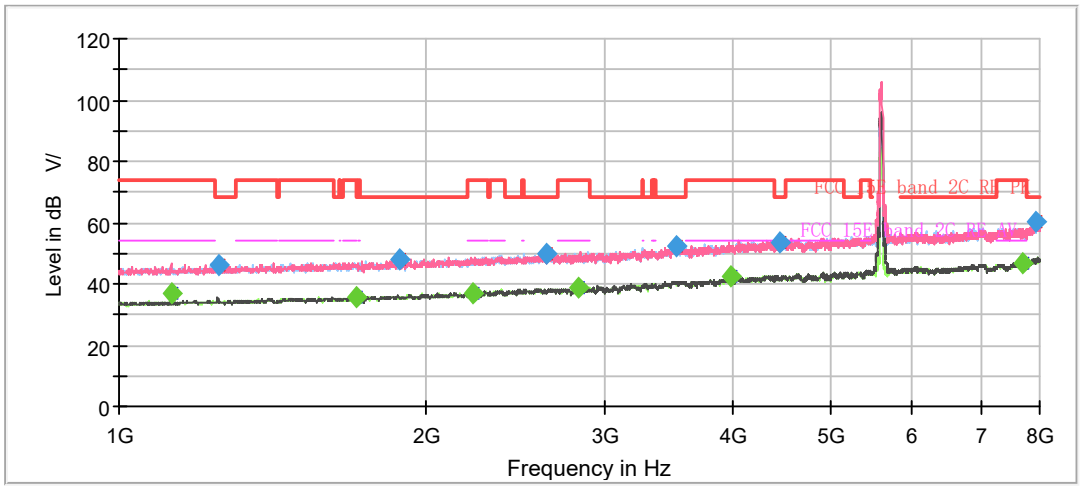

Note: The signal beyond the limit is carrier.
Radiates Emission from 1GHz to 8GHz

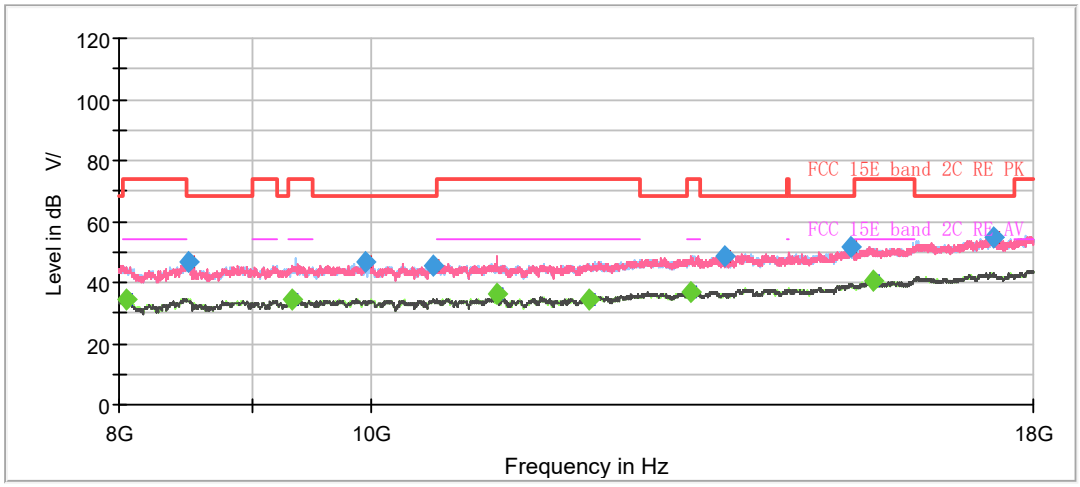

Radiates Emission from 8GHz to 18GHz

This report shall not be reproduced except in full, without the written approval of Eurofins TA Technology (Shanghai) Co., Ltd.

Frequency (MHz)	MaxPeak (dB µ V/m)	Average (dB µ V/m)	Limit (dB µ V/m)	Margin (dB)	Meas. Time (ms)	Height (cm)	Pol	Azimuth (deg)	Corr. (dB/m)
1124.250000	---	36.94	54.00	17.06	500.0	200.0	V	333.0	4.0
1250.250000	46.20	---	68.20	22.00	500.0	200.0	V	323.0	4.8
1707.875000	---	35.85	54.00	18.15	500.0	200.0	V	314.0	7.5
1888.125000	47.97	---	68.20	20.23	500.0	200.0	V	276.0	8.2
2224.125000	---	36.78	54.00	17.22	500.0	200.0	H	71.0	9.4
2625.750000	50.09	---	68.20	18.11	500.0	100.0	H	117.0	10.6
2825.250000	---	38.57	54.00	15.43	500.0	100.0	V	160.0	11.1
3515.625000	52.32	---	68.20	15.88	500.0	100.0	V	144.0	14.0
3977.625000	---	42.23	54.00	11.77	500.0	200.0	H	101.0	14.5
4444.875000	53.39	---	68.20	14.81	500.0	100.0	H	117.0	15.8
7698.125000	---	46.59	54.00	7.41	500.0	100.0	V	110.0	22.2
7934.375000	60.29	---	68.20	7.91	500.0	100.0	H	157.0	23.5

Remark: 1. Correction Factor = Antenna factor + Insertion loss (cable loss + amplifier gain)
2. Margin = Limit –MAX Peak/ Average

This report shall not be reproduced except in full, without the written approval of Eurofins TA Technology (Shanghai) Co., Ltd.

802.11ac (VHT40) CH134

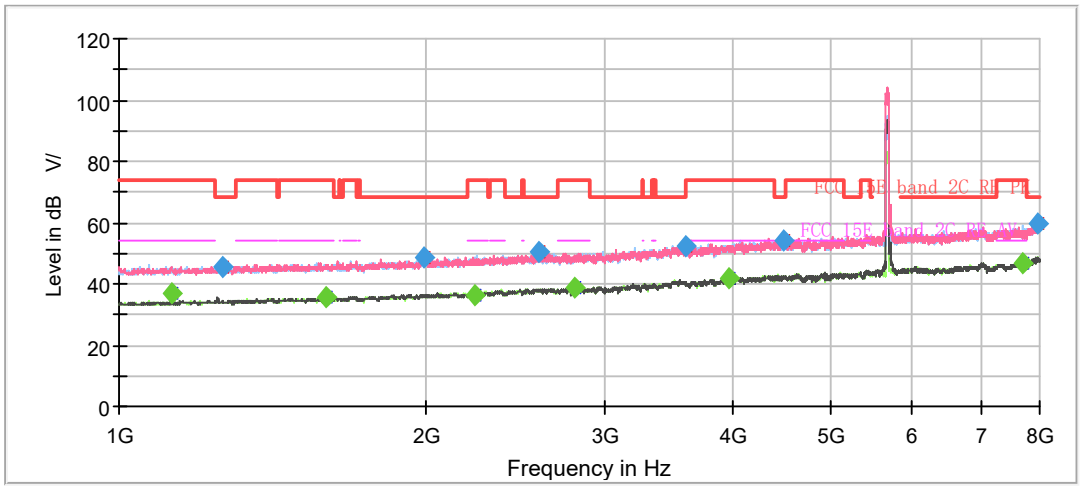

Note: The signal beyond the limit is carrier.
Radiates Emission from 1GHz to 8GHz

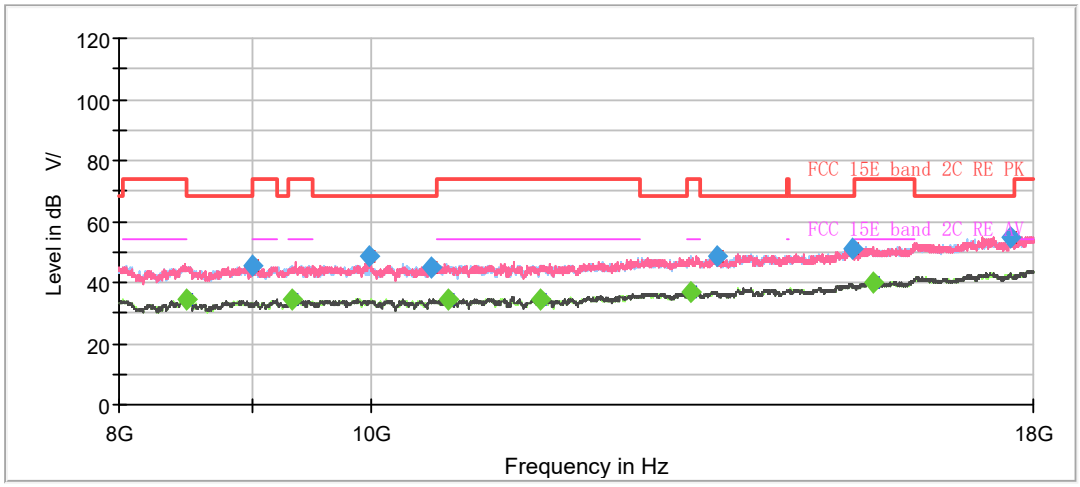

Radiates Emission from 8GHz to 18GHz

This report shall not be reproduced except in full, without the written approval of Eurofins TA Technology (Shanghai) Co., Ltd.

Frequency (MHz)	MaxPeak (dB µ V/m)	Average (dB µ V/m)	Limit (dB µ V/m)	Margin (dB)	Meas. Time (ms)	Height (cm)	Pol	Azimuth (deg)	Corr. (dB/m)
1124.250000	---	36.91	54.00	17.09	500.0	200.0	V	336.0	4.0
1264.250000	45.63	---	68.20	22.57	500.0	100.0	H	97.0	4.9
1597.625000	---	35.78	54.00	18.22	500.0	200.0	V	345.0	6.8
1989.625000	48.81	---	68.20	19.39	500.0	200.0	V	237.0	8.7
2234.625000	---	36.59	54.00	17.41	500.0	200.0	H	71.0	9.5
2586.375000	50.25	---	68.20	17.95	500.0	100.0	V	238.0	10.7
2800.750000	---	38.72	54.00	15.28	500.0	100.0	H	195.0	11.0
3593.500000	52.30	---	68.20	15.90	500.0	200.0	V	61.0	13.8
3970.625000	---	41.87	54.00	12.13	500.0	100.0	V	0.0	14.5
4479.875000	54.22	---	68.20	13.98	500.0	100.0	H	2.0	15.8
7713.000000	---	46.69	54.00	7.31	500.0	100.0	H	0.0	22.2
7952.750000	59.92	---	68.20	8.28	500.0	100.0	V	66.0	23.5

Remark: 1. Correction Factor = Antenna factor + Insertion loss (cable loss + amplifier gain)
2. Margin = Limit –MAX Peak/ Average

This report shall not be reproduced except in full, without the written approval of Eurofins TA Technology (Shanghai) Co., Ltd.

802.11ac (VHT40) CH142

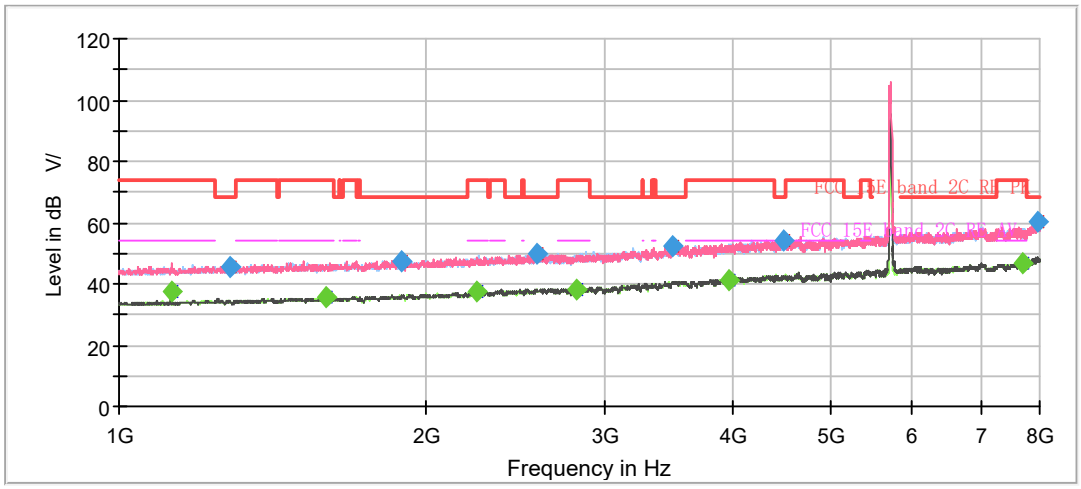

Note: The signal beyond the limit is carrier.
Radiates Emission from 1GHz to 8GHz

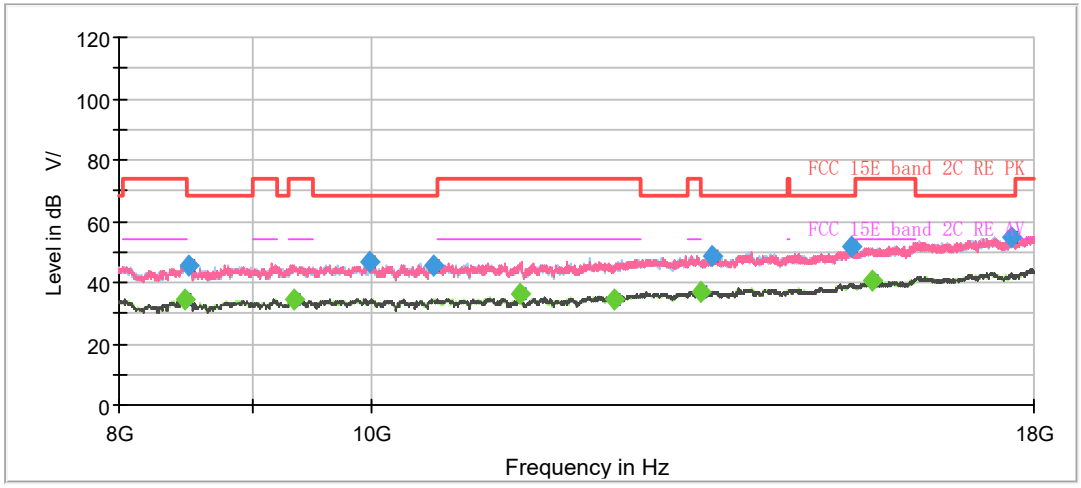

Radiates Emission from 8GHz to 18GHz

This report shall not be reproduced except in full, without the written approval of Eurofins TA Technology (Shanghai) Co., Ltd.

Frequency (MHz)	MaxPeak (dB μ V/m)	Average (dB μ V/m)	Limit (dB μ V/m)	Margin (dB)	Meas. Time (ms)	Height (cm)	Pol	Azimuth (deg)	Corr. (dB/m)
1124.250000	---	37.43	54.00	16.57	500.0	200.0	V	299.0	4.0
1282.625000	45.84	---	68.20	22.36	500.0	100.0	H	277.0	5.0
1596.750000	---	35.81	54.00	18.19	500.0	200.0	V	339.0	6.8
1896.000000	47.58	---	68.20	20.62	500.0	100.0	V	52.0	8.1
2239.000000	---	37.80	54.00	16.20	500.0	100.0	H	287.0	9.6
2568.000000	49.69	---	68.20	18.51	500.0	100.0	H	44.0	10.7
2809.500000	---	38.30	54.00	15.70	500.0	200.0	V	348.0	11.1
3488.500000	52.39	---	68.20	15.81	500.0	200.0	H	174.0	13.8
3971.500000	---	41.52	54.00	12.48	500.0	200.0	H	33.0	14.5
4480.750000	54.19	---	68.20	14.01	500.0	100.0	V	218.0	15.8
7704.250000	---	46.82	54.00	7.18	500.0	100.0	V	83.0	22.2
7952.750000	60.33	---	68.20	7.87	500.0	100.0	V	26.0	23.5

Remark: 1. Correction Factor = Antenna factor + Insertion loss (cable loss + amplifier gain)
2. Margin = Limit –MAX Peak/ Average

This report shall not be reproduced except in full, without the written approval of Eurofins TA Technology (Shanghai) Co., Ltd.

802.11ac (VHT40) CH151

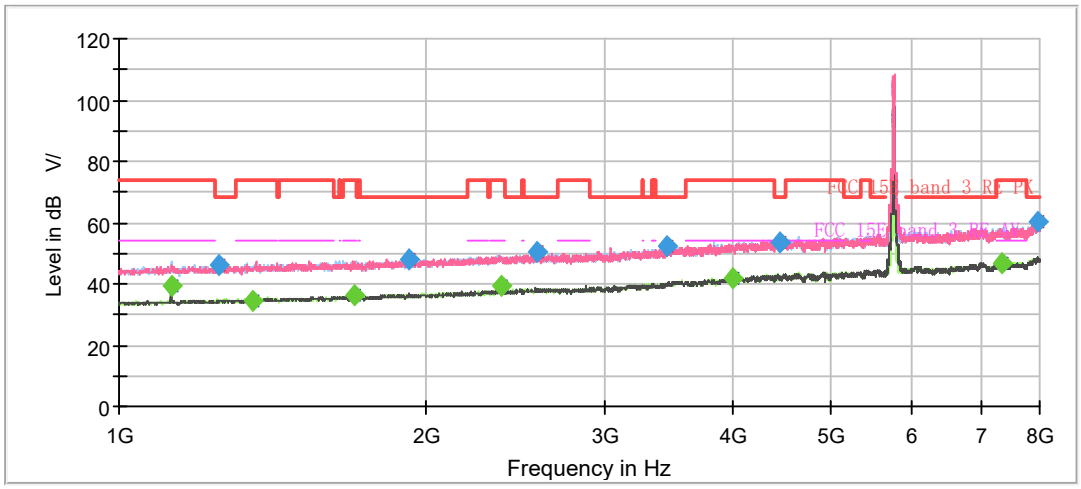

Note: The signal beyond the limit is carrier.
Radiates Emission from 1GHz to 8GHz

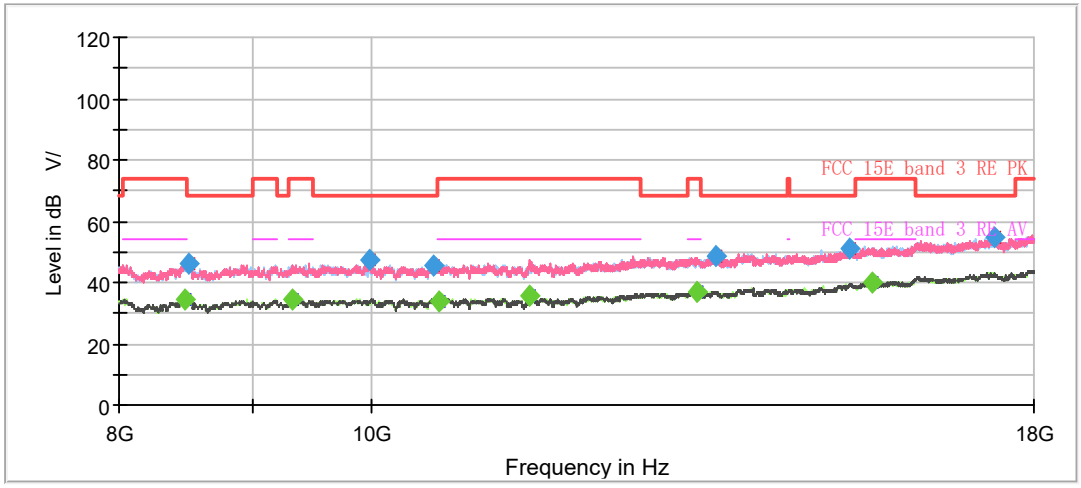

Radiates Emission from 8GHz to 18GHz

This report shall not be reproduced except in full, without the written approval of Eurofins TA Technology (Shanghai) Co., Ltd.

Frequency (MHz)	MaxPeak (dB μ V/m)	Average (dB μ V/m)	Limit (dB μ V/m)	Margin (dB)	Meas. Time (ms)	Height (cm)	Pol	Azimuth (deg)	Corr. (dB/m)
1124.250000	---	39.13	54.00	14.87	500.0	200.0	H	334.0	4.0
1251.125000	46.27	---	68.20	21.93	500.0	100.0	H	260.0	4.8
1354.375000	---	34.63	54.00	19.37	500.0	200.0	H	41.0	5.4
1704.375000	---	36.09	54.00	17.91	500.0	200.0	H	138.0	7.4
1925.750000	48.10	---	68.20	20.10	500.0	200.0	V	292.0	8.3
2374.625000	---	39.28	54.00	14.72	500.0	200.0	V	335.0	10.0
2575.000000	50.36	---	68.20	17.84	500.0	200.0	H	91.0	10.8
3442.125000	52.53	---	68.20	15.67	500.0	200.0	H	180.0	13.2
3999.500000	---	41.84	54.00	12.16	500.0	200.0	V	135.0	14.6
4451.875000	53.59	---	68.20	14.61	500.0	100.0	V	19.0	15.7
7349.000000	---	46.84	54.00	7.16	500.0	200.0	H	355.0	21.2
7958.000000	60.19	---	68.20	8.01	500.0	200.0	H	0.0	23.6

Remark: 1. Correction Factor = Antenna factor + Insertion loss (cable loss + amplifier gain)
2. Margin = Limit –MAX Peak/ Average

This report shall not be reproduced except in full, without the written approval of Eurofins TA Technology (Shanghai) Co., Ltd.

802.11ac (VHT40) CH159

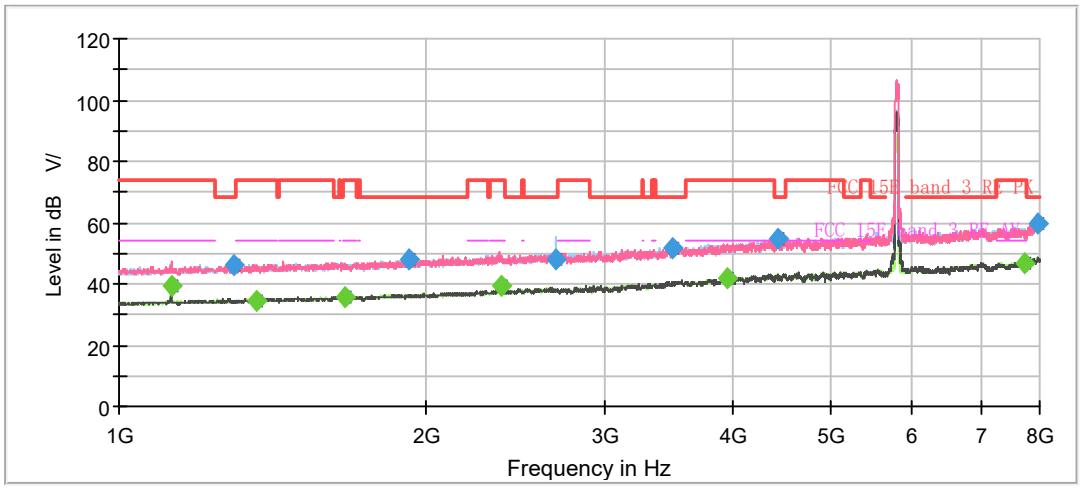

Note: The signal beyond the limit is carrier.
Radiates Emission from 1GHz to 8GHz

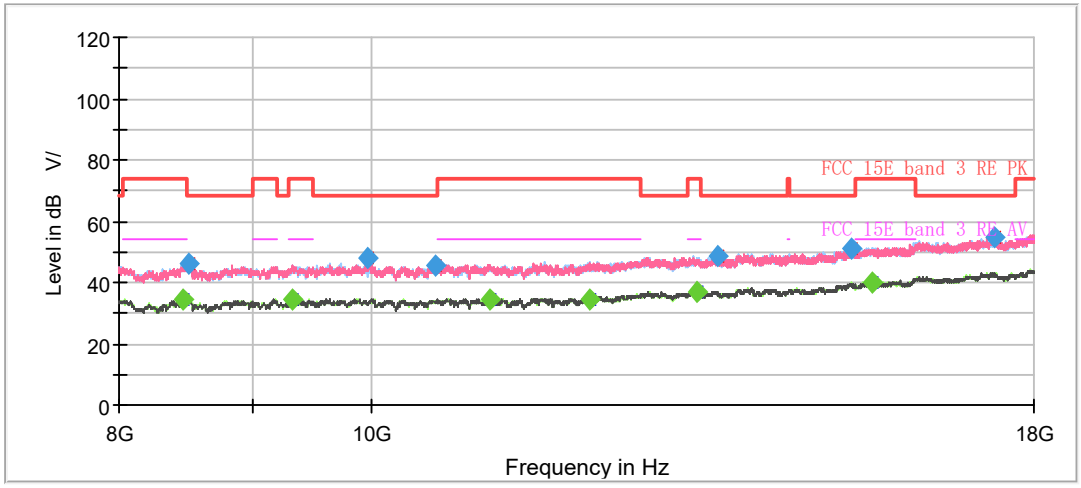

Radiates Emission from 8GHz to 18GHz

This report shall not be reproduced except in full, without the written approval of Eurofins TA Technology (Shanghai) Co., Ltd.

Frequency (MHz)	MaxPeak (dB μ V/m)	Average (dB μ V/m)	Limit (dB μ V/m)	Margin (dB)	Meas. Time (ms)	Height (cm)	Pol	Azimuth (deg)	Corr. (dB/m)
1124.250000	---	39.16	54.00	14.84	500.0	200.0	H	188.0	4.0
1298.375000	46.07	---	68.20	22.13	500.0	100.0	H	41.0	5.0
1366.625000	---	34.46	54.00	19.54	500.0	100.0	H	120.0	5.5
1664.125000	---	35.89	54.00	18.11	500.0	200.0	H	181.0	7.0
1922.250000	48.20	---	68.20	20.00	500.0	100.0	H	77.0	8.2
2374.625000	---	39.47	54.00	14.53	500.0	200.0	V	241.0	10.0
2678.250000	47.78	---	68.20	20.42	500.0	100.0	V	287.0	10.8
3497.250000	51.95	---	68.20	16.25	500.0	200.0	H	37.0	13.8
3954.875000	---	41.98	54.00	12.02	500.0	200.0	V	67.0	14.4
4427.375000	54.74	---	68.20	13.46	500.0	200.0	H	238.0	15.9
7729.625000	---	46.81	54.00	7.19	500.0	200.0	H	181.0	22.3
7982.500000	59.73	---	68.20	8.47	500.0	200.0	H	12.0	23.6

Remark: 1. Correction Factor = Antenna factor + Insertion loss (cable loss + amplifier gain)
2. Margin = Limit –MAX Peak/ Average

This report shall not be reproduced except in full, without the written approval of Eurofins TA Technology (Shanghai) Co., Ltd.

802.11ac (VHT80) CH42

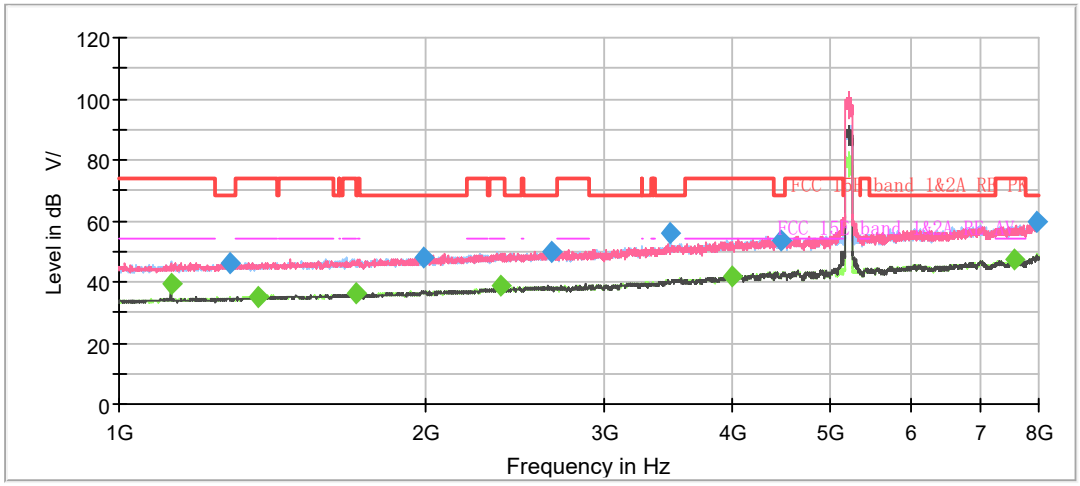

Note: The signal beyond the limit is carrier.
Radiates Emission from 1GHz to 8GHz

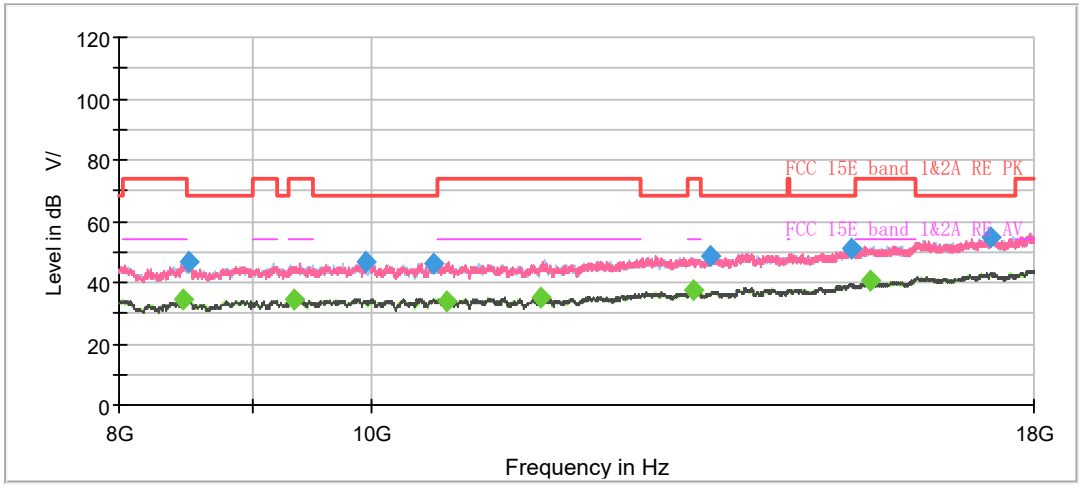

Radiates Emission from 8GHz to 18GHz

This report shall not be reproduced except in full, without the written approval of Eurofins TA Technology (Shanghai) Co., Ltd.

Frequency (MHz)	MaxPeak (dB µ V/m)	Average (dB µ V/m)	Limit (dB µ V/m)	Margin (dB)	Meas. Time (ms)	Height (cm)	Pol	Azimuth (deg)	Corr. (dB/m)
1124.250000	---	39.32	54.00	14.68	500.0	200.0	H	2.0	4.0
1285.250000	46.37	---	68.20	21.83	500.0	200.0	V	0.0	5.0
1367.500000	---	35.16	54.00	18.84	500.0	200.0	V	78.0	5.5
1706.125000	---	36.37	54.00	17.63	500.0	200.0	H	325.0	7.4
1990.500000	48.28	---	68.20	19.92	500.0	200.0	H	42.0	8.7
2374.625000	---	38.88	54.00	15.12	500.0	200.0	V	43.0	10.0
2662.500000	49.89	---	68.20	18.31	500.0	100.0	H	157.0	10.8
3483.250000	56.11	---	68.20	12.09	500.0	100.0	H	162.0	13.8
3997.750000	---	41.80	54.00	12.20	500.0	200.0	H	280.0	14.5
4475.500000	53.75	---	68.20	14.45	500.0	100.0	V	172.0	15.8
7573.000000	---	47.12	54.00	6.88	500.0	100.0	H	77.0	21.6
7965.000000	59.69	---	68.20	8.51	500.0	100.0	V	0.0	23.6

Remark: 1. Correction Factor = Antenna factor + Insertion loss (cable loss + amplifier gain)
2. Margin = Limit –MAX Peak/ Average

This report shall not be reproduced except in full, without the written approval of Eurofins TA Technology (Shanghai) Co., Ltd.

802.11ac (VHT80) CH58

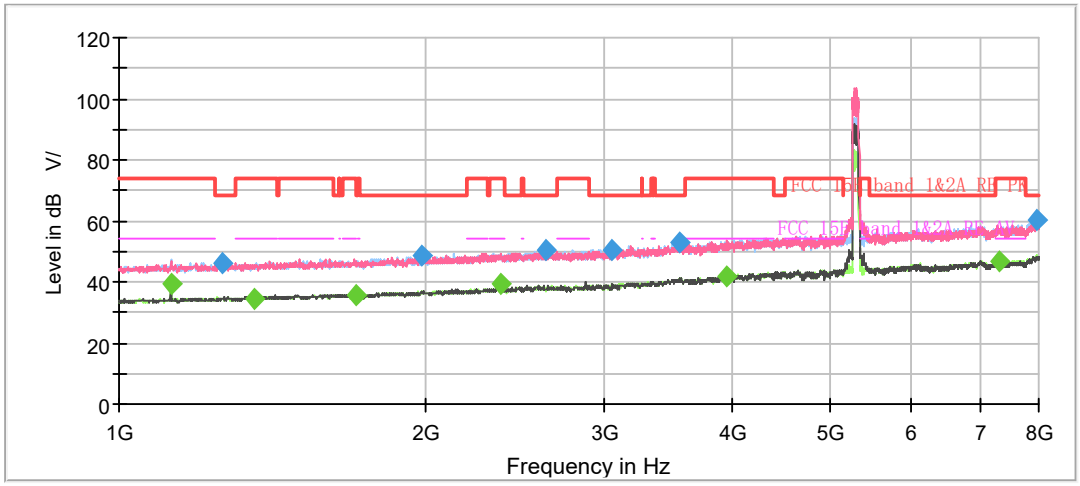

Note: The signal beyond the limit is carrier.
Radiates Emission from 1GHz to 8GHz

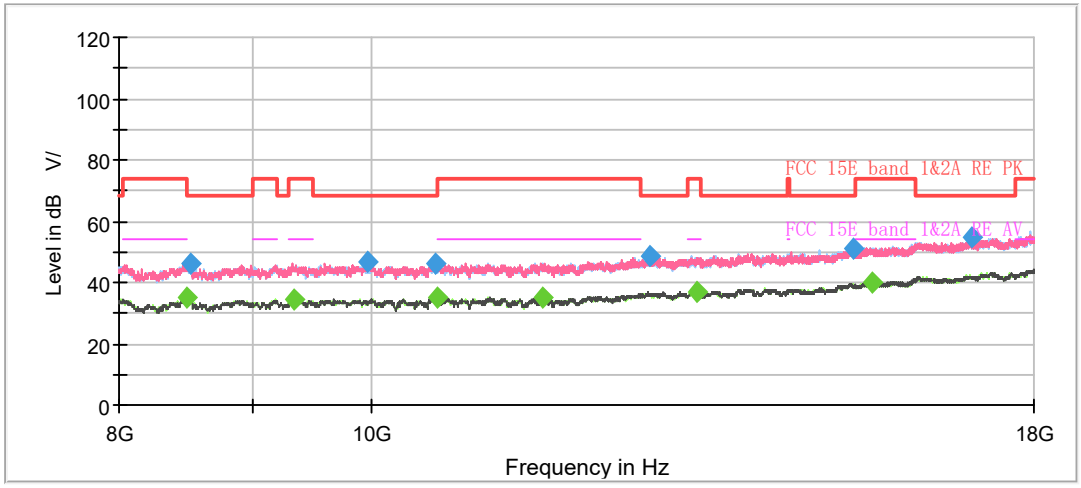

Radiates Emission from 8GHz to 18GHz

This report shall not be reproduced except in full, without the written approval of Eurofins TA Technology (Shanghai) Co., Ltd.

Frequency (MHz)	MaxPeak (dB μ V/m)	Average (dB μ V/m)	Limit (dB μ V/m)	Margin (dB)	Meas. Time (ms)	Height (cm)	Pol	Azimuth (deg)	Corr. (dB/m)
1124.250000	---	39.24	54.00	14.76	500.0	200.0	H	11.0	4.0
1262.500000	45.92	---	68.20	22.28	500.0	100.0	V	264.0	4.9
1359.625000	---	34.54	54.00	19.46	500.0	200.0	H	302.0	5.5
1707.000000	---	35.81	54.00	18.19	500.0	200.0	H	170.0	7.4
1980.875000	48.43	---	68.20	19.77	500.0	200.0	H	332.0	8.6
2374.625000	---	39.29	54.00	14.71	500.0	200.0	V	85.0	10.0
2626.625000	50.38	---	68.20	17.82	500.0	200.0	V	158.0	10.6
3040.500000	50.71	---	68.20	17.49	500.0	100.0	H	166.0	11.8
3555.875000	52.82	---	68.20	15.38	500.0	200.0	H	223.0	14.0
3954.000000	---	41.75	54.00	12.25	500.0	200.0	H	104.0	14.4
7314.875000	---	46.81	54.00	7.19	500.0	200.0	H	302.0	21.3
7966.750000	60.22	---	68.20	7.98	500.0	200.0	V	33.0	23.6

Remark: 1. Correction Factor = Antenna factor + Insertion loss (cable loss + amplifier gain)
2. Margin = Limit –MAX Peak/ Average

This report shall not be reproduced except in full, without the written approval of Eurofins TA Technology (Shanghai) Co., Ltd.

802.11ac (VHT80) CH106

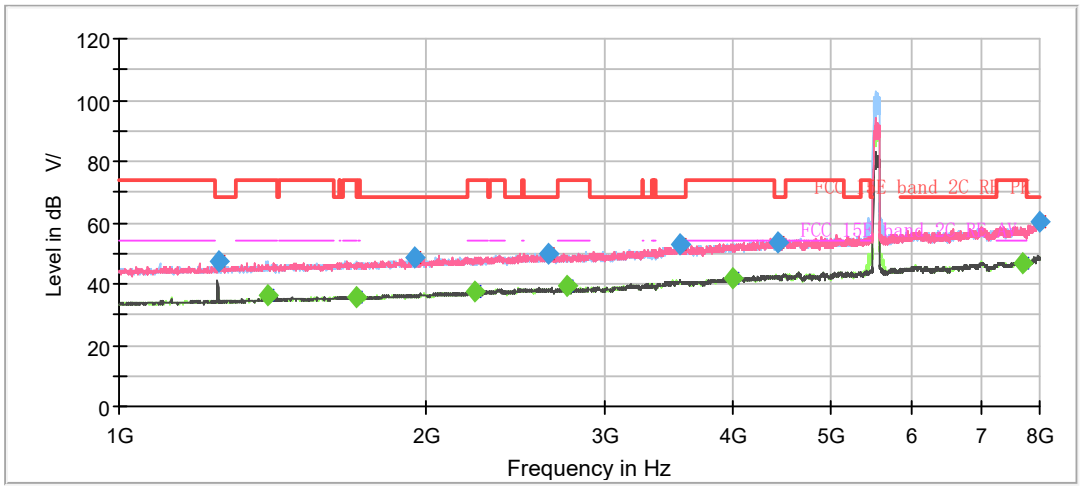

Note: The signal beyond the limit is carrier.
Radiates Emission from 1GHz to 8GHz

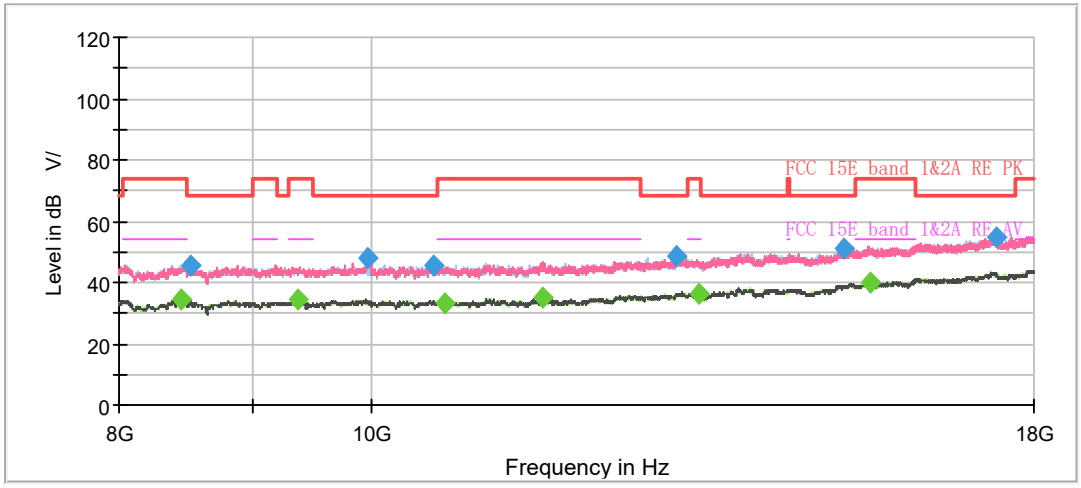

Radiates Emission from 8GHz to 18GHz

This report shall not be reproduced except in full, without the written approval of Eurofins TA Technology (Shanghai) Co., Ltd.

Frequency (MHz)	MaxPeak (dB μ V/m)	Average (dB μ V/m)	Limit (dB μ V/m)	Margin (dB)	Meas. Time (ms)	Height (cm)	Pol	Azimuth (deg)	Corr. (dB/m)
1250.250000	47.68	---	68.20	20.52	500.0	200.0	V	331.0	4.8
1396.375000	---	36.21	54.00	17.79	500.0	200.0	H	57.0	5.7
1707.875000	---	35.93	54.00	18.07	500.0	200.0	H	265.0	7.5
1948.500000	48.76	---	68.20	19.44	500.0	200.0	H	33.0	8.3
2234.625000	---	37.41	54.00	16.59	500.0	100.0	V	96.0	9.5
2633.625000	49.99	---	68.20	18.21	500.0	200.0	V	19.0	10.7
2750.000000	---	39.24	54.00	14.76	500.0	200.0	V	0.0	10.9
3553.250000	52.83	---	68.20	15.37	500.0	100.0	V	316.0	14.0
3996.875000	---	41.85	54.00	12.15	500.0	100.0	V	244.0	14.5
4421.250000	53.78	---	68.20	14.42	500.0	100.0	H	194.0	16.0
7705.125000	---	47.04	54.00	6.96	500.0	100.0	V	60.0	22.2
7988.625000	60.11	---	68.20	8.09	500.0	100.0	V	259.0	23.6

Remark: 1. Correction Factor = Antenna factor + Insertion loss (cable loss + amplifier gain)
2. Margin = Limit –MAX Peak/ Average

This report shall not be reproduced except in full, without the written approval of Eurofins TA Technology (Shanghai) Co., Ltd.

802.11ac (VHT80) CH138

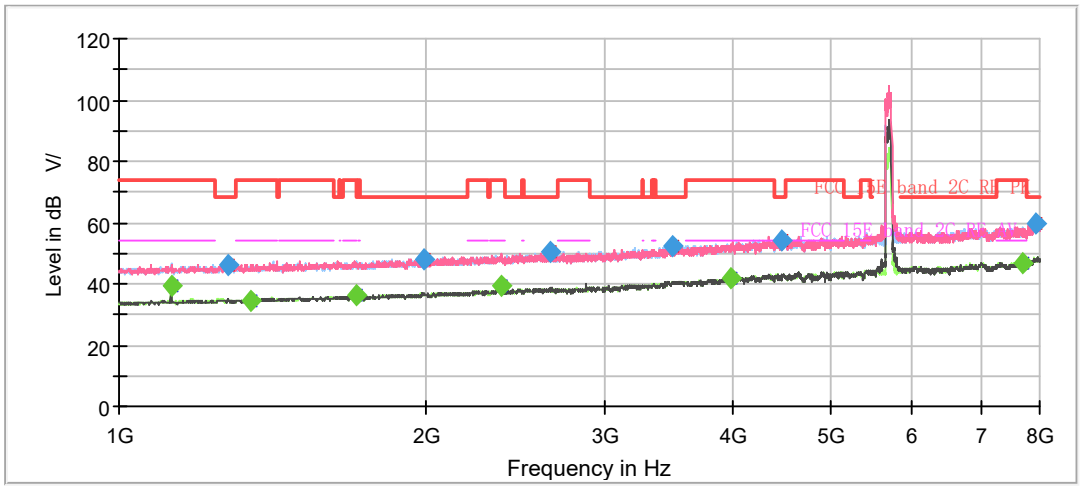

Note: The signal beyond the limit is carrier.
Radiates Emission from 1GHz to 8GHz

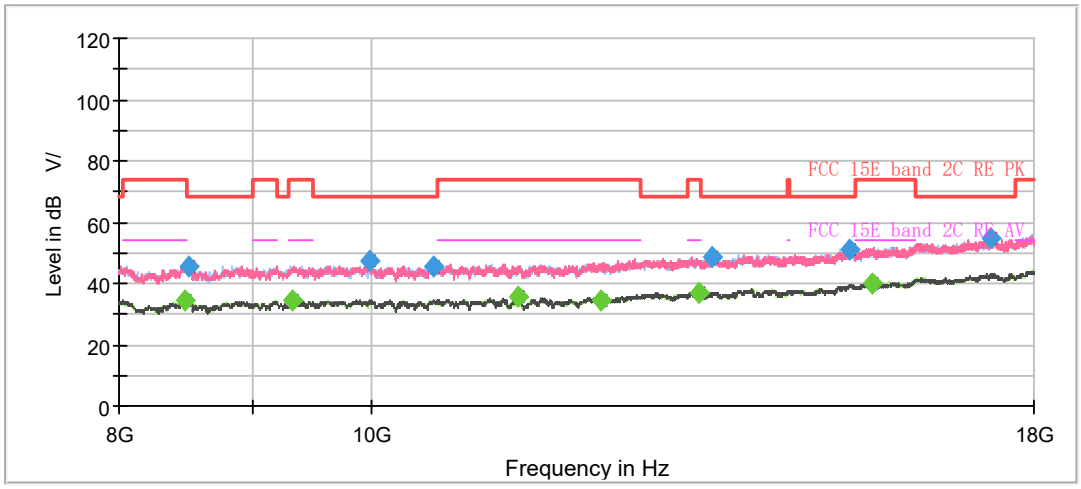

Radiates Emission from 8GHz to 18GHz

This report shall not be reproduced except in full, without the written approval of Eurofins TA Technology (Shanghai) Co., Ltd.

Frequency (MHz)	MaxPeak (dB µ V/m)	Average (dB µ V/m)	Limit (dB µ V/m)	Margin (dB)	Meas. Time (ms)	Height (cm)	Pol	Azimuth (deg)	Corr. (dB/m)
1124.250000	---	39.12	54.00	14.88	500.0	200.0	H	318.0	4.0
1277.375000	46.37	---	68.20	21.83	500.0	200.0	V	84.0	5.0
1345.625000	---	34.51	54.00	19.49	500.0	200.0	H	238.0	5.3
1707.875000	---	36.16	54.00	17.84	500.0	200.0	H	29.0	7.5
1988.750000	48.15	---	68.20	20.05	500.0	100.0	V	248.0	8.7
2374.625000	---	39.64	54.00	14.36	500.0	200.0	V	258.0	10.0
2647.625000	50.32	---	68.20	17.88	500.0	200.0	H	136.0	10.8
3494.625000	52.29	---	68.20	15.91	500.0	200.0	V	262.0	13.8
3977.625000	---	42.02	54.00	11.98	500.0	200.0	V	0.0	14.5
4475.500000	54.39	---	68.20	13.81	500.0	200.0	H	39.0	15.8
7708.625000	---	46.87	54.00	7.13	500.0	200.0	H	126.0	22.2
7945.750000	59.96	---	68.20	8.24	500.0	100.0	V	54.0	23.5

Remark: 1. Correction Factor = Antenna factor + Insertion loss (cable loss + amplifier gain)
2. Margin = Limit –MAX Peak/ Average

This report shall not be reproduced except in full, without the written approval of Eurofins TA Technology (Shanghai) Co., Ltd.

802.11ac (VHT80) CH155

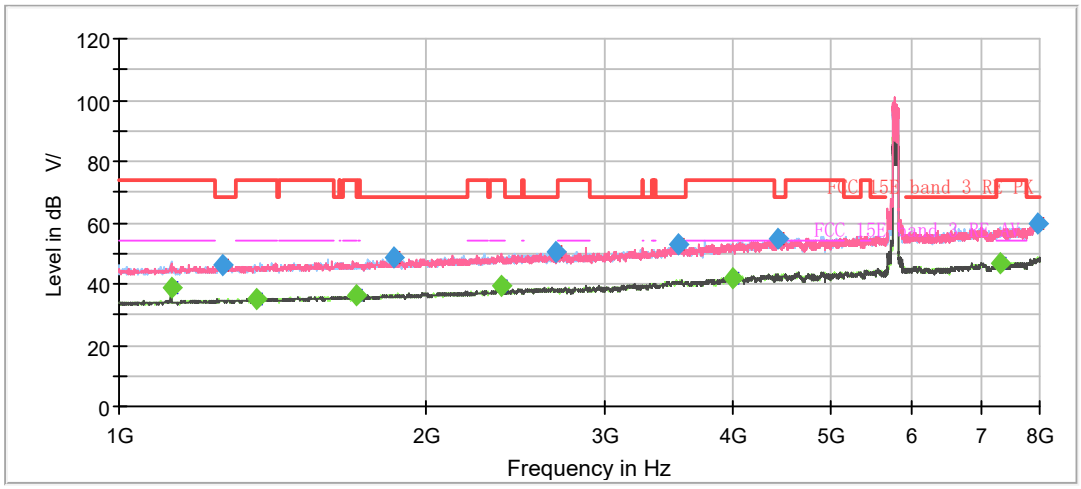

Note: The signal beyond the limit is carrier.
Radiates Emission from 1GHz to 8GHz

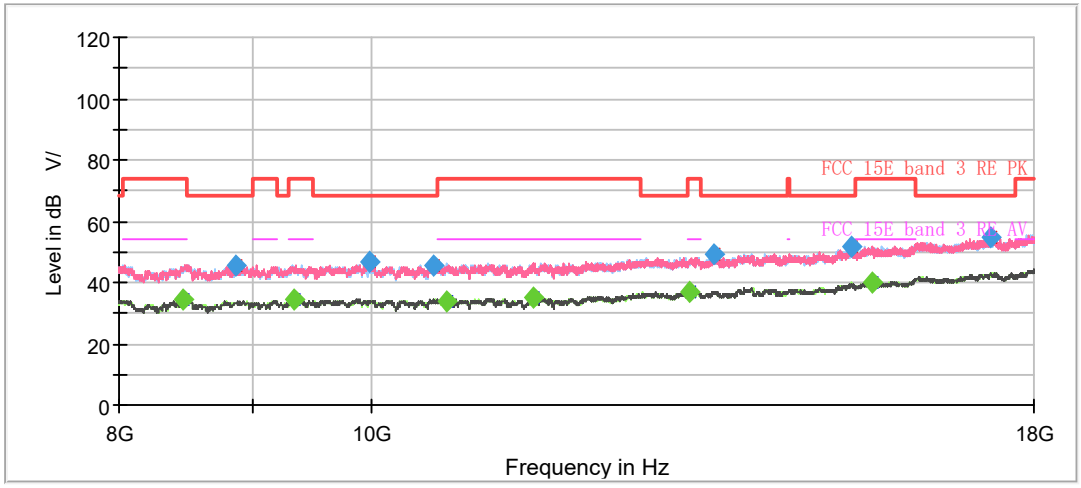

Radiates Emission from 8GHz to 18GHz

This report shall not be reproduced except in full, without the written approval of Eurofins TA Technology (Shanghai) Co., Ltd.

Frequency (MHz)	MaxPeak (dB µ V/m)	Average (dB µ V/m)	Limit (dB µ V/m)	Margin (dB)	Meas. Time (ms)	Height (cm)	Pol	Azimuth (deg)	Corr. (dB/m)
1124.250000	---	38.95	54.00	15.05	500.0	200.0	H	336.0	4.0
1265.125000	46.09	---	68.20	22.11	500.0	200.0	H	27.0	4.9
1366.625000	---	35.01	54.00	18.99	500.0	200.0	H	135.0	5.5
1705.250000	---	36.24	54.00	17.76	500.0	200.0	V	261.0	7.4
1861.875000	48.39	---	68.20	19.81	500.0	100.0	V	39.0	8.0
2374.625000	---	39.28	54.00	14.72	500.0	200.0	V	320.0	10.0
2680.875000	50.48	---	68.20	17.72	500.0	200.0	V	215.0	10.8
3535.750000	52.87	---	68.20	15.33	500.0	200.0	V	23.0	14.1
3997.750000	---	41.98	54.00	12.02	500.0	200.0	H	182.0	14.5
4425.625000	54.49	---	68.20	13.71	500.0	200.0	V	291.0	16.0
7314.000000	---	46.75	54.00	7.25	500.0	200.0	H	27.0	21.3
7970.250000	59.41	---	68.20	8.79	500.0	100.0	H	228.0	23.6

Remark: 1. Correction Factor = Antenna factor + Insertion loss (cable loss + amplifier gain)
2. Margin = Limit –MAX Peak/ Average

This report shall not be reproduced except in full, without the written approval of Eurofins TA Technology (Shanghai) Co., Ltd.

802.11ax (HE20) CH36

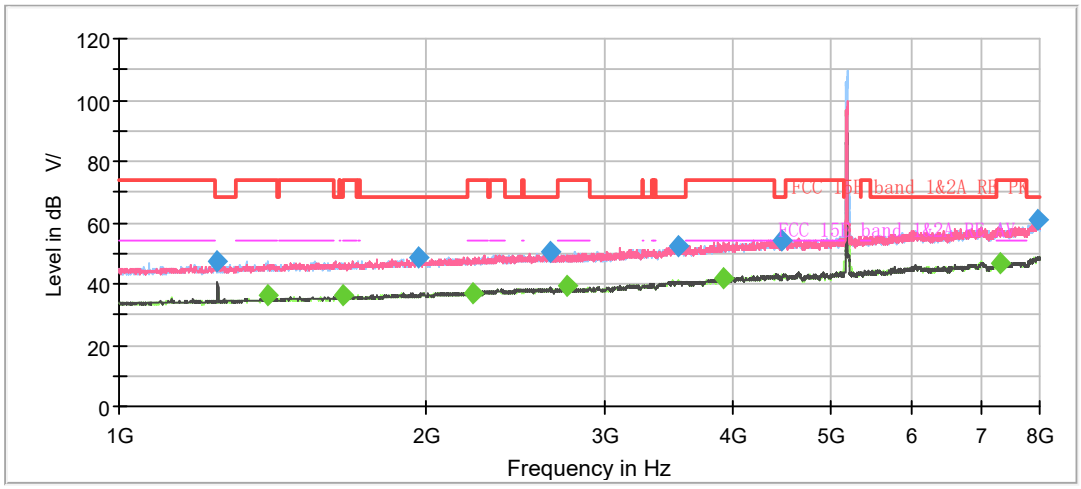

Note: The signal beyond the limit is carrier.
Radiates Emission from 1GHz to 8GHz

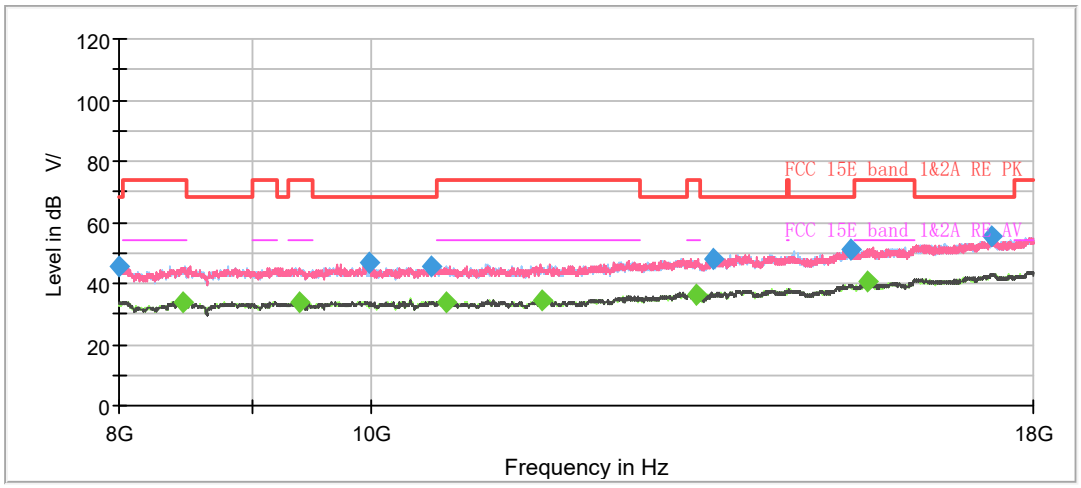

Radiates Emission from 8GHz to 18GHz

This report shall not be reproduced except in full, without the written approval of Eurofins TA Technology (Shanghai) Co., Ltd.

Frequency (MHz)	MaxPeak (dB μ V/m)	Average (dB μ V/m)	Limit (dB μ V/m)	Margin (dB)	Meas. Time (ms)	Height (cm)	Pol	Azimuth (deg)	Corr. (dB/m)
1249.375000	47.25	---	68.20	20.95	500.0	200.0	V	339.0	4.8
1399.000000	---	36.06	54.00	17.94	500.0	200.0	H	52.0	5.7
1660.625000	---	36.15	54.00	17.85	500.0	200.0	H	63.0	7.0
1964.250000	48.39	---	68.20	19.81	500.0	100.0	V	263.0	8.4
2223.250000	---	36.79	54.00	17.21	500.0	200.0	H	67.0	9.4
2647.625000	50.23	---	68.20	17.97	500.0	200.0	H	293.0	10.8
2750.000000	---	39.16	54.00	14.84	500.0	200.0	V	176.0	10.9
3533.125000	52.36	---	68.20	15.84	500.0	100.0	H	315.0	14.1
3923.375000	---	41.88	54.00	12.12	500.0	200.0	V	28.0	14.3
4471.125000	54.37	---	68.20	13.83	500.0	200.0	H	354.0	15.8
7312.250000	---	47.03	54.00	6.97	500.0	100.0	H	7.0	21.3
7965.000000	61.05	---	68.20	7.15	500.0	100.0	V	188.0	23.6

Remark: 1. Correction Factor = Antenna factor + Insertion loss (cable loss + amplifier gain)
2. Margin = Limit –MAX Peak/ Average

This report shall not be reproduced except in full, without the written approval of Eurofins TA Technology (Shanghai) Co., Ltd.

802.11ax (HE20) CH40

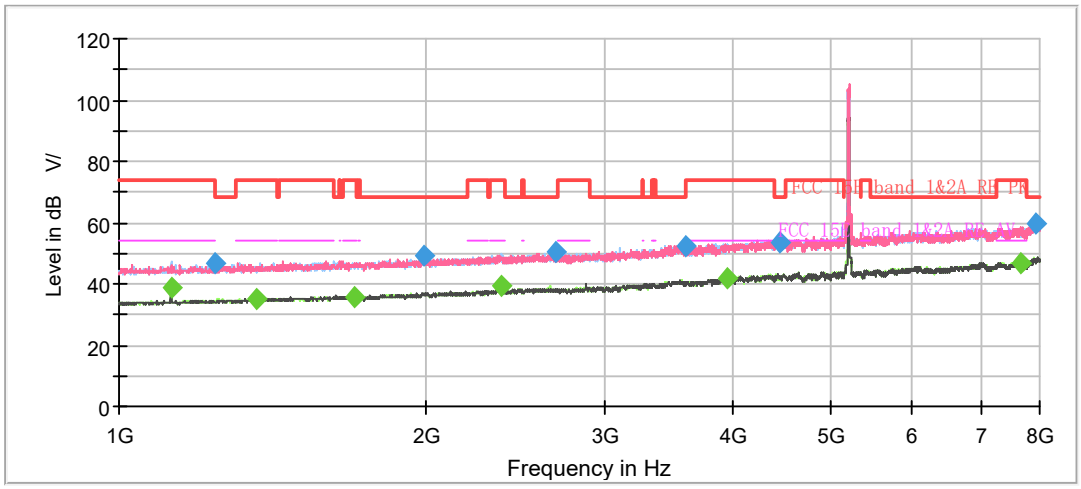

Note: The signal beyond the limit is carrier.
Radiates Emission from 1GHz to 8GHz

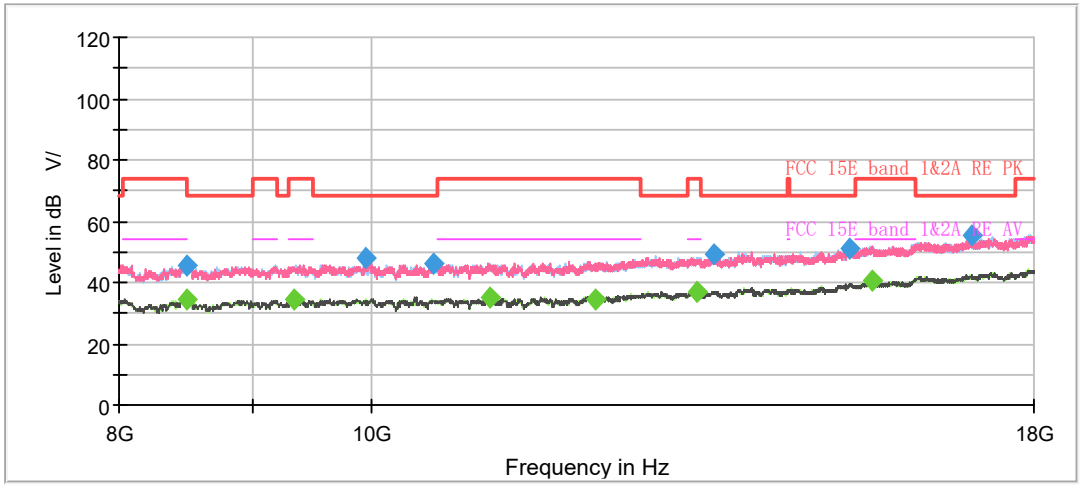

Radiates Emission from 8GHz to 18GHz

This report shall not be reproduced except in full, without the written approval of Eurofins TA Technology (Shanghai) Co., Ltd.

Frequency (MHz)	MaxPeak (dB µ V/m)	Average (dB µ V/m)	Limit (dB µ V/m)	Margin (dB)	Meas. Time (ms)	Height (cm)	Pol	Azimuth (deg)	Corr. (dB/m)
1124.250000	---	38.88	54.00	15.12	500.0	200.0	H	11.0	4.0
1242.375000	46.63	---	68.20	21.57	500.0	200.0	V	201.0	4.8
1362.250000	---	35.01	54.00	18.99	500.0	100.0	H	241.0	5.5
1702.625000	---	35.98	54.00	18.02	500.0	200.0	V	121.0	7.4
1990.500000	49.15	---	68.20	19.05	500.0	100.0	V	130.0	8.7
2374.625000	---	39.22	54.00	14.78	500.0	200.0	V	310.0	10.0
2676.500000	50.37	---	68.20	17.83	500.0	200.0	H	2.0	10.8
3589.125000	52.38	---	68.20	15.82	500.0	100.0	H	217.0	13.8
3954.000000	---	41.74	54.00	12.26	500.0	200.0	H	97.0	14.4
4448.375000	53.58	---	68.20	14.62	500.0	100.0	H	333.0	15.7
7664.875000	---	46.88	54.00	7.12	500.0	200.0	H	54.0	22.0
7939.625000	59.94	---	68.20	8.26	500.0	200.0	V	230.0	23.5

Remark: 1. Correction Factor = Antenna factor + Insertion loss (cable loss + amplifier gain)
2. Margin = Limit –MAX Peak/ Average

This report shall not be reproduced except in full, without the written approval of Eurofins TA Technology (Shanghai) Co., Ltd.

802.11ax (HE20) CH48

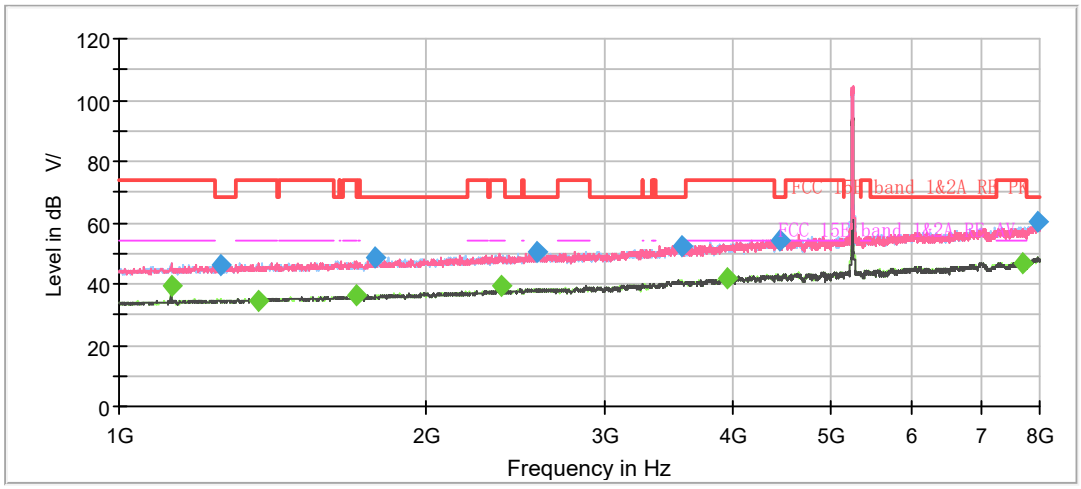

Note: The signal beyond the limit is carrier.
Radiates Emission from 1GHz to 8GHz

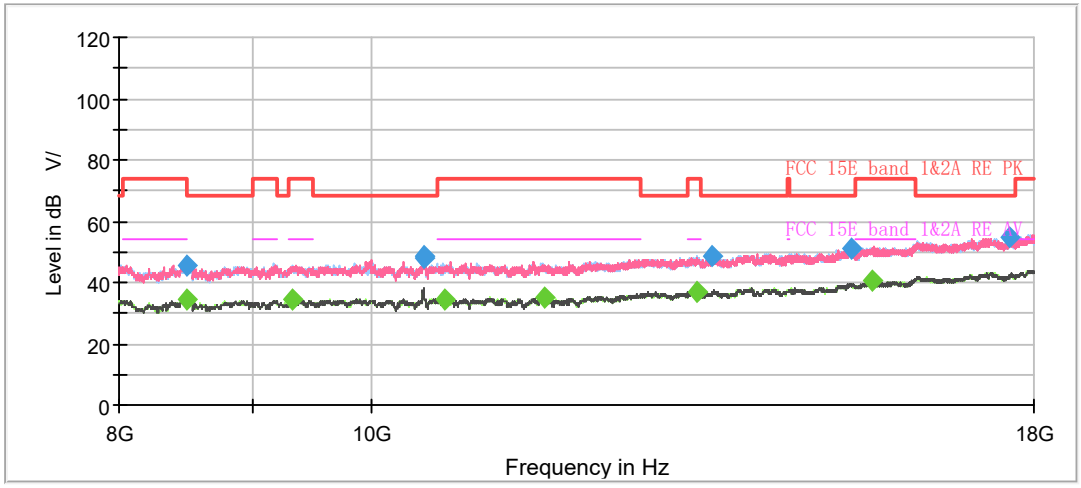

Radiates Emission from 8GHz to 18GHz

This report shall not be reproduced except in full, without the written approval of Eurofins TA Technology (Shanghai) Co., Ltd.

Frequency (MHz)	MaxPeak (dB μ V/m)	Average (dB μ V/m)	Limit (dB μ V/m)	Margin (dB)	Meas. Time (ms)	Height (cm)	Pol	Azimuth (deg)	Corr. (dB/m)
1124.250000	---	39.22	54.00	14.78	500.0	200.0	H	24.0	4.0
1259.000000	46.25	---	68.20	21.95	500.0	100.0	V	68.0	4.9
1367.500000	---	34.29	54.00	19.71	500.0	200.0	H	81.0	5.5
1706.125000	---	36.48	54.00	17.52	500.0	200.0	V	192.0	7.4
1782.250000	48.70	---	68.20	19.50	500.0	200.0	H	224.0	7.5
2374.625000	---	39.09	54.00	14.91	500.0	200.0	V	322.0	10.0
2567.125000	50.23	---	68.20	17.97	500.0	100.0	H	311.0	10.7
3562.875000	52.35	---	68.20	15.85	500.0	200.0	H	63.0	13.9
3944.375000	---	41.82	54.00	12.18	500.0	100.0	V	91.0	14.4
4454.500000	54.10	---	68.20	14.10	500.0	200.0	H	190.0	15.7
7706.875000	---	46.88	54.00	7.12	500.0	100.0	V	14.0	22.2
7963.250000	60.39	---	68.20	7.81	500.0	100.0	H	74.0	23.6

Remark: 1. Correction Factor = Antenna factor + Insertion loss (cable loss + amplifier gain)
2. Margin = Limit –MAX Peak/ Average

This report shall not be reproduced except in full, without the written approval of Eurofins TA Technology (Shanghai) Co., Ltd.

802.11ax (HE20) CH52

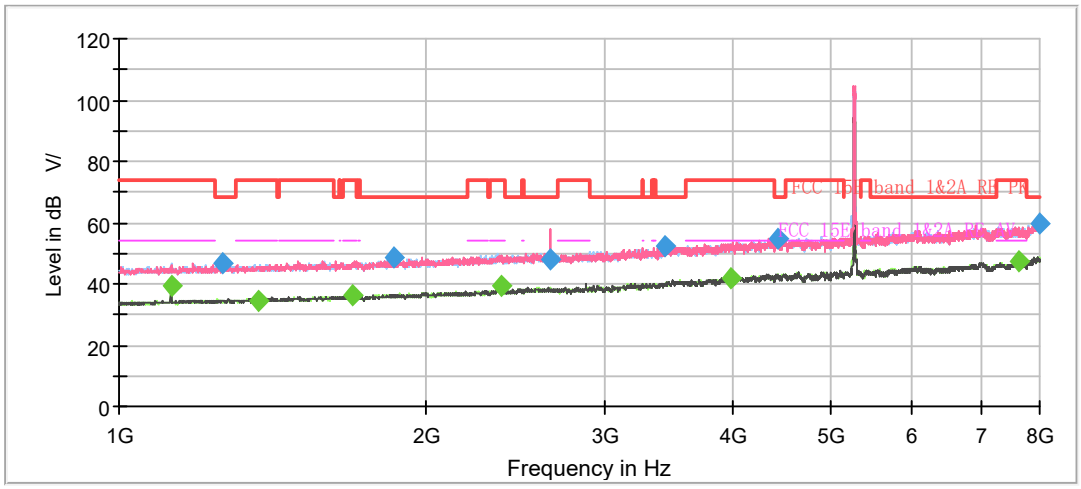

Note: The signal beyond the limit is carrier.
Radiates Emission from 1GHz to 8GHz

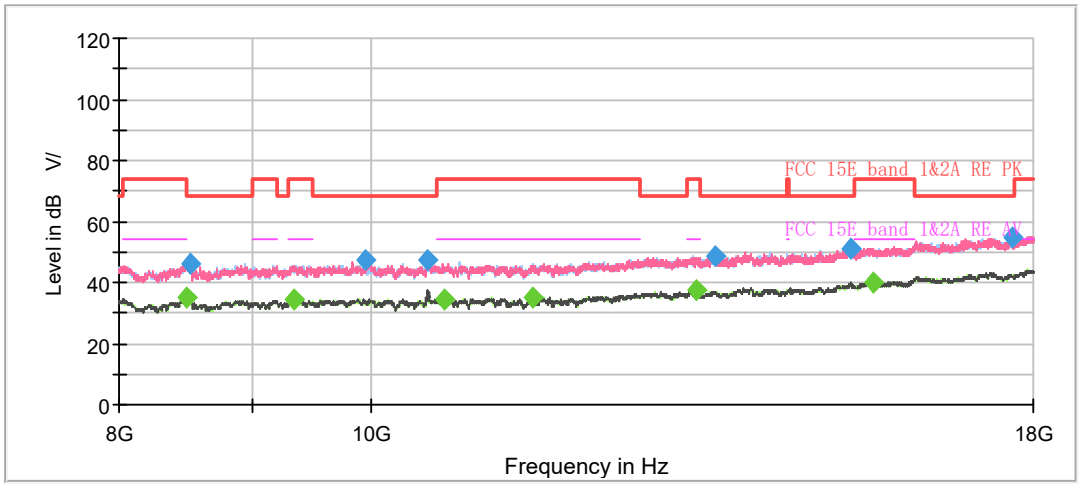

Radiates Emission from 8GHz to 18GHz

This report shall not be reproduced except in full, without the written approval of Eurofins TA Technology (Shanghai) Co., Ltd.

Frequency (MHz)	MaxPeak (dB μ V/m)	Average (dB μ V/m)	Limit (dB μ V/m)	Margin (dB)	Meas. Time (ms)	Height (cm)	Pol	Azimuth (deg)	Corr. (dB/m)
1124.250000	---	39.30	54.00	14.70	500.0	200.0	H	11.0	4.0
1266.000000	46.64	---	68.20	21.56	500.0	200.0	V	359.0	4.9
1371.000000	---	34.60	54.00	19.40	500.0	100.0	H	48.0	5.5
1693.875000	---	36.05	54.00	17.95	500.0	100.0	V	4.0	7.4
1861.000000	48.75	---	68.20	19.45	500.0	200.0	H	214.0	8.0
2374.625000	---	39.42	54.00	14.58	500.0	200.0	V	306.0	10.0
2643.250000	48.24	---	68.20	19.96	500.0	100.0	H	276.0	10.8
3435.125000	52.43	---	68.20	15.77	500.0	100.0	V	198.0	13.1
3975.000000	---	41.85	54.00	12.15	500.0	200.0	V	105.0	14.5
4427.375000	54.72	---	68.20	13.48	500.0	100.0	H	0.0	15.9
7638.625000	---	47.08	54.00	6.92	500.0	200.0	H	311.0	21.9
7995.625000	59.68	---	68.20	8.52	500.0	100.0	V	117.0	23.6

Remark: 1. Correction Factor = Antenna factor + Insertion loss (cable loss + amplifier gain)
2. Margin = Limit –MAX Peak/ Average

This report shall not be reproduced except in full, without the written approval of Eurofins TA Technology (Shanghai) Co., Ltd.

802.11ax (HE20) CH60

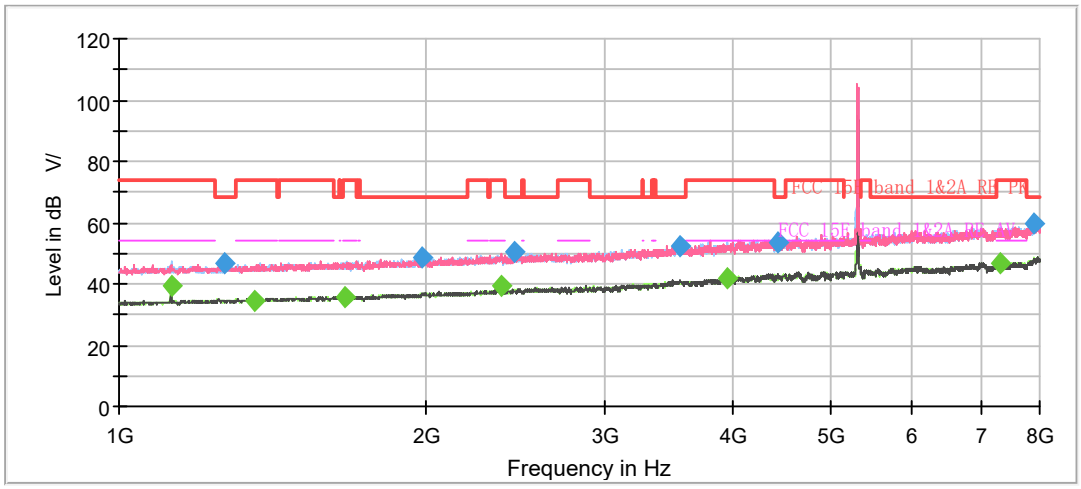

Note: The signal beyond the limit is carrier.
Radiates Emission from 1GHz to 8GHz

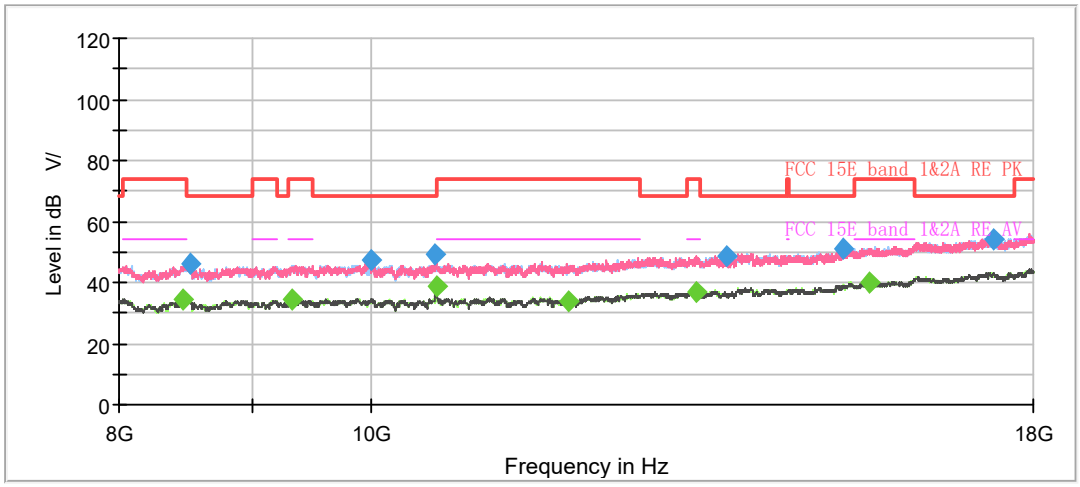

Radiates Emission from 8GHz to 18GHz

This report shall not be reproduced except in full, without the written approval of Eurofins TA Technology (Shanghai) Co., Ltd.

Frequency (MHz)	MaxPeak (dB µ V/m)	Average (dB µ V/m)	Limit (dB µ V/m)	Margin (dB)	Meas. Time (ms)	Height (cm)	Pol	Azimuth (deg)	Corr. (dB/m)
1124.250000	---	39.44	54.00	14.56	500.0	200.0	H	0.0	4.0
1269.500000	46.75	---	68.20	21.45	500.0	100.0	H	150.0	5.0
1359.625000	---	34.74	54.00	19.26	500.0	200.0	H	67.0	5.5
1668.500000	---	35.98	54.00	18.02	500.0	200.0	V	0.0	7.0
1980.875000	48.62	---	68.20	19.58	500.0	200.0	H	110.0	8.6
2374.625000	---	39.11	54.00	14.89	500.0	200.0	V	331.0	10.0
2437.625000	50.18	---	68.20	18.02	500.0	200.0	V	355.0	10.2
3543.625000	52.47	---	68.20	15.73	500.0	200.0	H	38.0	14.1
3955.750000	---	41.89	54.00	12.11	500.0	200.0	V	269.0	14.4
4423.875000	53.78	---	68.20	14.42	500.0	100.0	H	292.0	16.0
7310.500000	---	46.84	54.00	7.16	500.0	200.0	V	114.0	21.3
7907.250000	59.60	---	68.20	8.60	500.0	100.0	V	125.0	23.5

Remark: 1. Correction Factor = Antenna factor + Insertion loss (cable loss + amplifier gain)
2. Margin = Limit –MAX Peak/ Average

This report shall not be reproduced except in full, without the written approval of Eurofins TA Technology (Shanghai) Co., Ltd.

802.11ax (HE20) CH64

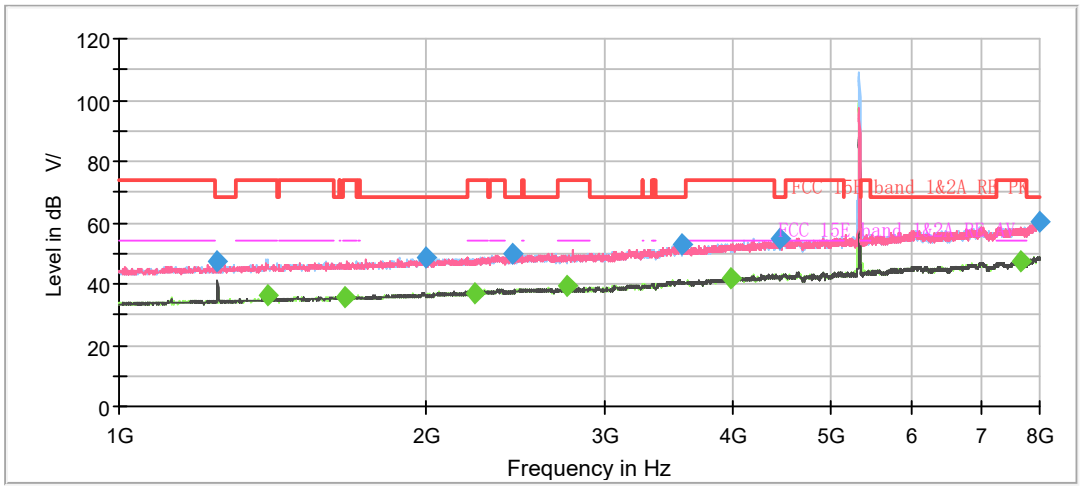

Note: The signal beyond the limit is carrier.
Radiates Emission from 1GHz to 8GHz

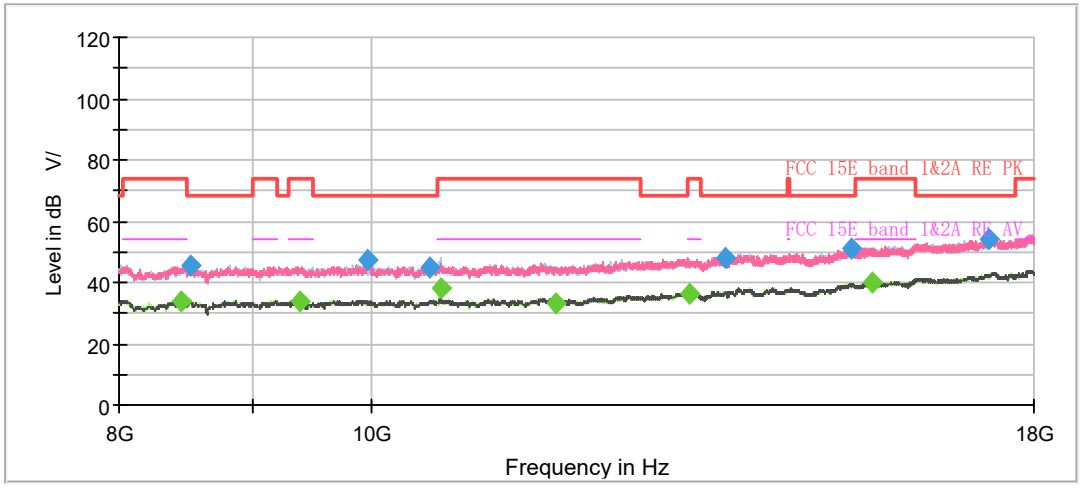

Radiates Emission from 8GHz to 18GHz

This report shall not be reproduced except in full, without the written approval of Eurofins TA Technology (Shanghai) Co., Ltd.

Frequency (MHz)	MaxPeak (dB μ V/m)	Average (dB μ V/m)	Limit (dB μ V/m)	Margin (dB)	Meas. Time (ms)	Height (cm)	Pol	Azimuth (deg)	Corr. (dB/m)
1249.375000	47.67	---	68.20	20.53	500.0	200.0	V	333.0	4.8
1396.375000	---	36.10	54.00	17.90	500.0	200.0	H	173.0	5.7
1662.375000	---	35.98	54.00	18.02	500.0	100.0	H	79.0	7.0
1996.625000	48.35	---	68.20	19.85	500.0	200.0	H	292.0	8.6
2231.125000	---	37.20	54.00	16.80	500.0	100.0	H	46.0	9.5
2428.000000	50.15	---	68.20	18.05	500.0	200.0	H	263.0	10.2
2750.000000	---	39.27	54.00	14.73	500.0	200.0	V	0.0	10.9
3559.375000	52.64	---	68.20	15.56	500.0	200.0	H	168.0	13.9
3979.375000	---	41.74	54.00	12.26	500.0	200.0	H	336.0	14.5
4444.875000	54.55	---	68.20	13.65	500.0	100.0	H	42.0	15.8
7678.000000	---	47.12	54.00	6.88	500.0	200.0	H	145.0	22.1
7990.375000	60.26	---	68.20	7.94	500.0	100.0	H	37.0	23.6

Remark: 1. Correction Factor = Antenna factor + Insertion loss (cable loss + amplifier gain)
2. Margin = Limit –MAX Peak/ Average

This report shall not be reproduced except in full, without the written approval of Eurofins TA Technology (Shanghai) Co., Ltd.

802.11ax (HE20) CH100

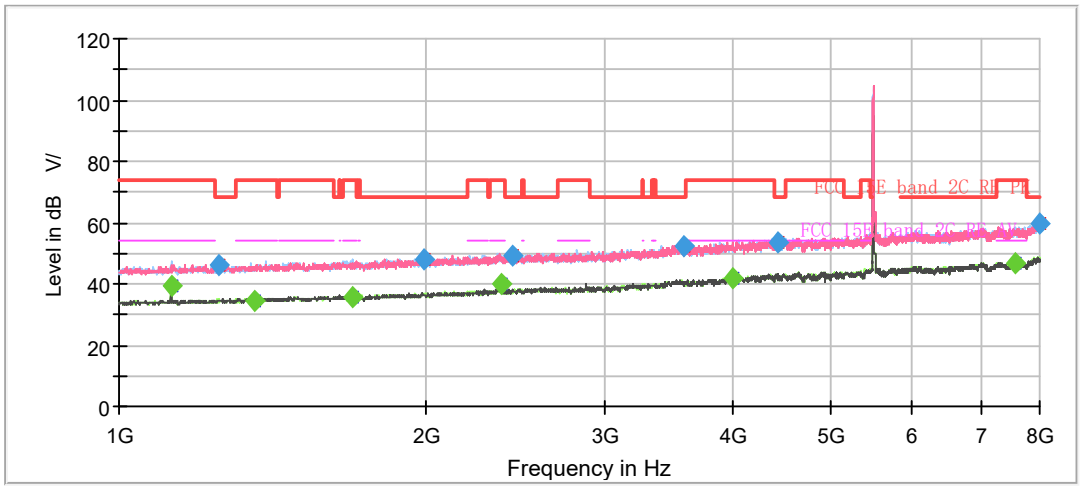

Note: The signal beyond the limit is carrier.
Radiates Emission from 1GHz to 8GHz

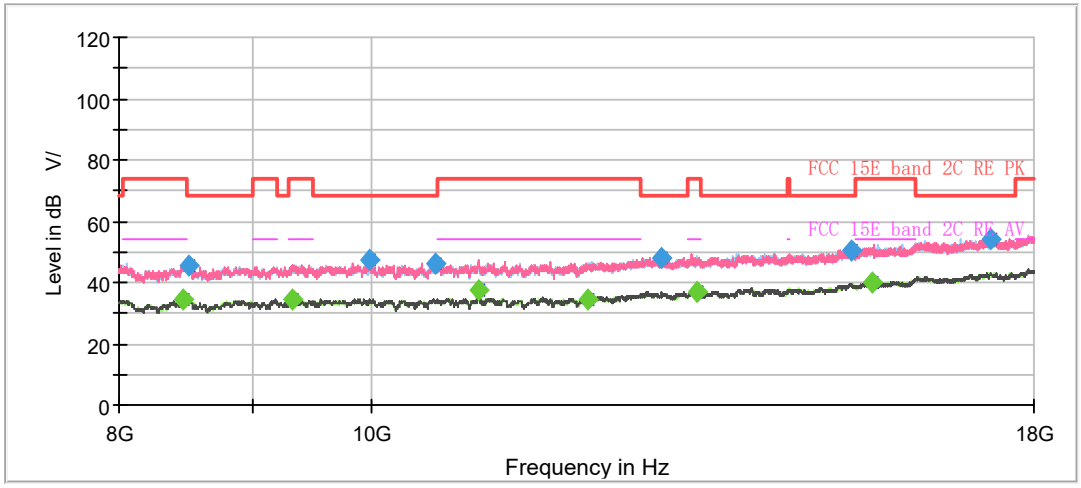

Radiates Emission from 8GHz to 18GHz

This report shall not be reproduced except in full, without the written approval of Eurofins TA Technology (Shanghai) Co., Ltd.

Frequency (MHz)	MaxPeak (dB μ V/m)	Average (dB μ V/m)	Limit (dB μ V/m)	Margin (dB)	Meas. Time (ms)	Height (cm)	Pol	Azimuth (deg)	Corr. (dB/m)
1124.250000	---	39.10	54.00	14.90	500.0	200.0	H	350.0	4.0
1251.125000	46.06	---	68.20	22.14	500.0	200.0	V	244.0	4.8
1357.000000	---	34.76	54.00	19.24	500.0	200.0	H	195.0	5.4
1693.875000	---	35.95	54.00	18.05	500.0	200.0	H	224.0	7.4
1993.125000	48.17	---	68.20	20.03	500.0	200.0	V	328.0	8.6
2374.625000	---	40.06	54.00	13.94	500.0	200.0	V	308.0	10.0
2431.500000	49.43	---	68.20	18.77	500.0	200.0	H	43.0	10.2
3584.750000	52.53	---	68.20	15.67	500.0	100.0	H	347.0	13.8
3999.500000	---	41.92	54.00	12.08	500.0	100.0	V	241.0	14.6
4429.125000	53.74	---	68.20	14.46	500.0	200.0	H	151.0	15.9
7577.375000	---	46.93	54.00	7.07	500.0	200.0	H	53.0	21.6
7998.250000	59.66	---	68.20	8.54	500.0	200.0	H	73.0	23.6

Remark: 1. Correction Factor = Antenna factor + Insertion loss (cable loss + amplifier gain)
2. Margin = Limit –MAX Peak/ Average

This report shall not be reproduced except in full, without the written approval of Eurofins TA Technology (Shanghai) Co., Ltd.

802.11ax (HE20) CH116

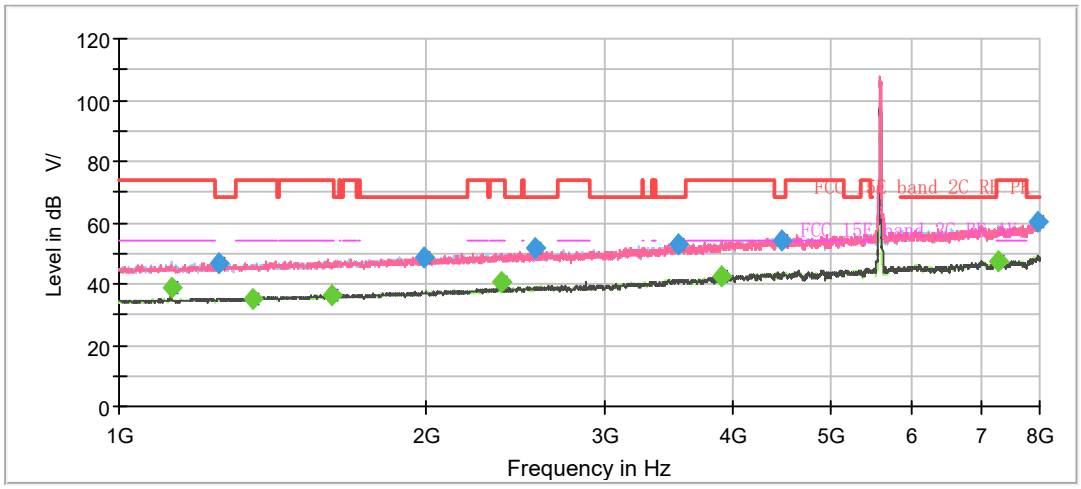

Note: The signal beyond the limit is carrier.
Radiates Emission from 1GHz to 8GHz

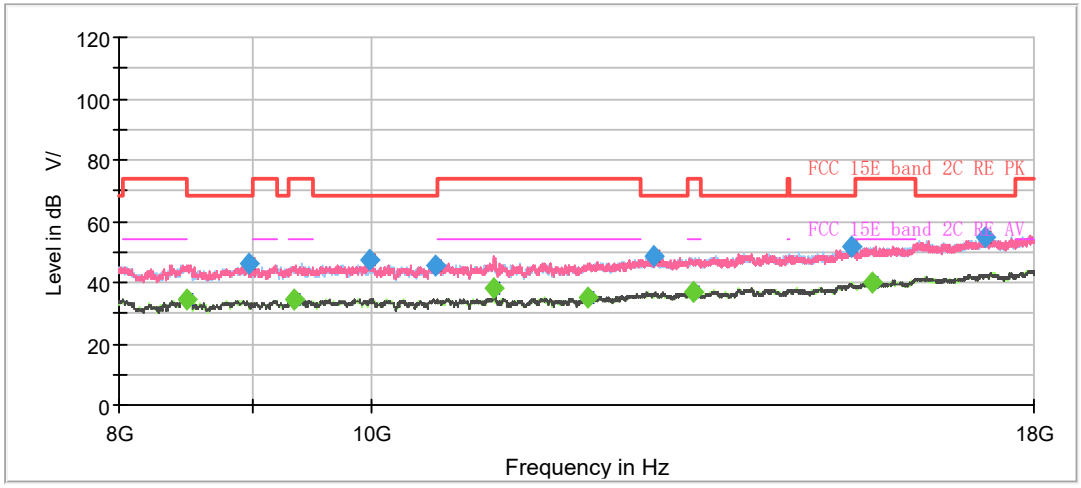

Radiates Emission from 8GHz to 18GHz

This report shall not be reproduced except in full, without the written approval of Eurofins TA Technology (Shanghai) Co., Ltd.

Frequency (MHz)	MaxPeak (dB µ V/m)	Average (dB µ V/m)	Limit (dB µ V/m)	Margin (dB)	Meas. Time (ms)	Height (cm)	Pol	Azimuth (deg)	Corr. (dB/m)
1124.250000	---	38.67	54.00	15.33	500.0	200.0	H	292.0	4.0
1251.125000	46.94	---	68.20	21.26	500.0	100.0	V	137.0	4.8
1354.375000	---	35.17	54.00	18.83	500.0	200.0	H	146.0	5.4
1619.500000	---	36.50	54.00	17.50	500.0	100.0	V	0.0	6.8
1988.750000	48.77	---	68.20	19.43	500.0	200.0	H	109.0	8.7
2374.625000	---	40.46	54.00	13.54	500.0	200.0	V	28.0	10.0
2562.750000	51.39	---	68.20	16.81	500.0	100.0	V	311.0	10.6
3541.875000	52.90	---	68.20	15.30	500.0	200.0	V	220.0	14.1
3903.250000	---	42.46	54.00	11.54	500.0	200.0	H	37.0	14.3
4476.375000	54.32	---	68.20	13.88	500.0	200.0	H	97.0	15.8
7294.750000	---	47.36	54.00	6.64	500.0	100.0	V	100.0	21.2
7965.875000	60.13	---	68.20	8.07	500.0	200.0	V	342.0	23.6

Remark: 1. Correction Factor = Antenna factor + Insertion loss (cable loss + amplifier gain)
2. Margin = Limit –MAX Peak/ Average

This report shall not be reproduced except in full, without the written approval of Eurofins TA Technology (Shanghai) Co., Ltd.

802.11ax (HE20) CH140

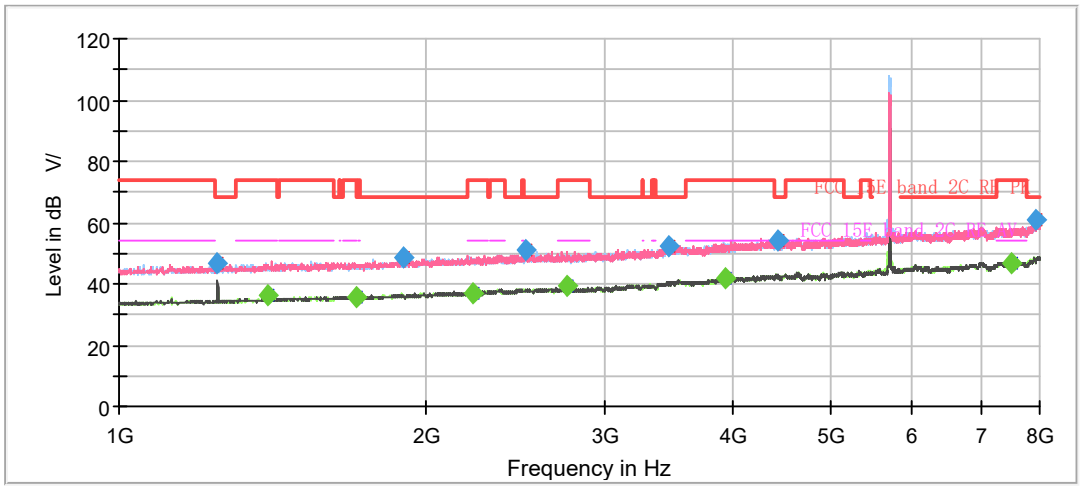

Note: The signal beyond the limit is carrier.
Radiates Emission from 1GHz to 8GHz

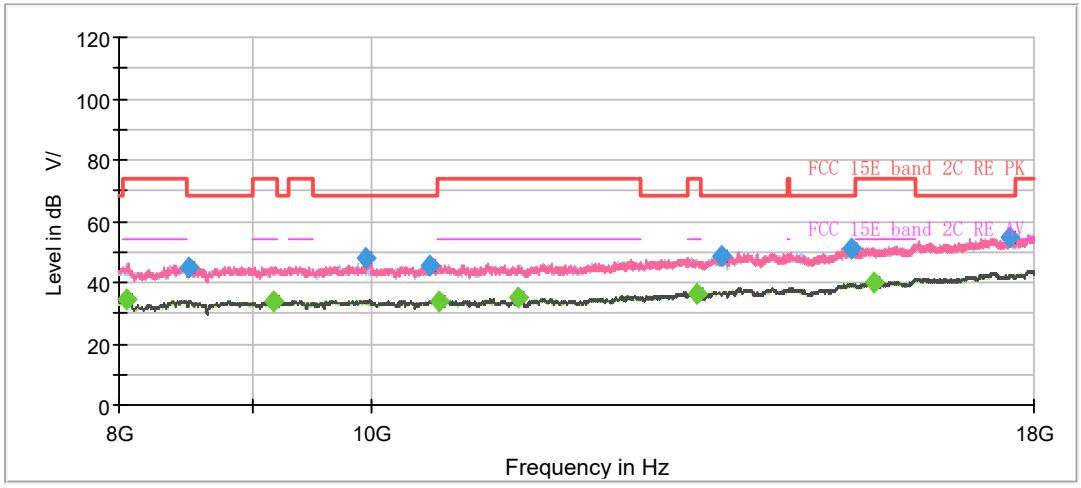

Radiates Emission from 8GHz to 18GHz

This report shall not be reproduced except in full, without the written approval of Eurofins TA Technology (Shanghai) Co., Ltd.

Frequency (MHz)	MaxPeak (dB μ V/m)	Average (dB μ V/m)	Limit (dB μ V/m)	Margin (dB)	Meas. Time (ms)	Height (cm)	Pol	Azimuth (deg)	Corr. (dB/m)
1249.375000	47.05	---	68.20	21.15	500.0	200.0	V	330.0	4.8
1396.375000	---	36.17	54.00	17.83	500.0	200.0	H	51.0	5.7
1705.250000	---	35.89	54.00	18.11	500.0	100.0	H	23.0	7.4
1900.375000	48.65	---	68.20	19.55	500.0	200.0	H	340.0	8.0
2221.500000	---	36.95	54.00	17.05	500.0	100.0	H	220.0	9.3
2502.375000	51.29	---	68.20	16.91	500.0	200.0	H	354.0	10.4
2750.000000	---	39.11	54.00	14.89	500.0	200.0	V	0.0	10.9
3458.750000	52.23	---	68.20	15.97	500.0	100.0	V	133.0	13.5
3940.875000	---	41.81	54.00	12.19	500.0	200.0	H	340.0	14.4
4428.250000	54.05	---	68.20	14.15	500.0	100.0	V	280.0	15.9
7520.500000	---	47.01	54.00	6.99	500.0	200.0	H	194.0	21.4
7948.375000	60.77	---	68.20	7.43	500.0	100.0	H	105.0	23.5

Remark: 1. Correction Factor = Antenna factor + Insertion loss (cable loss + amplifier gain)
2. Margin = Limit –MAX Peak/ Average

This report shall not be reproduced except in full, without the written approval of Eurofins TA Technology (Shanghai) Co., Ltd.