802.11ax (HE20) CH144

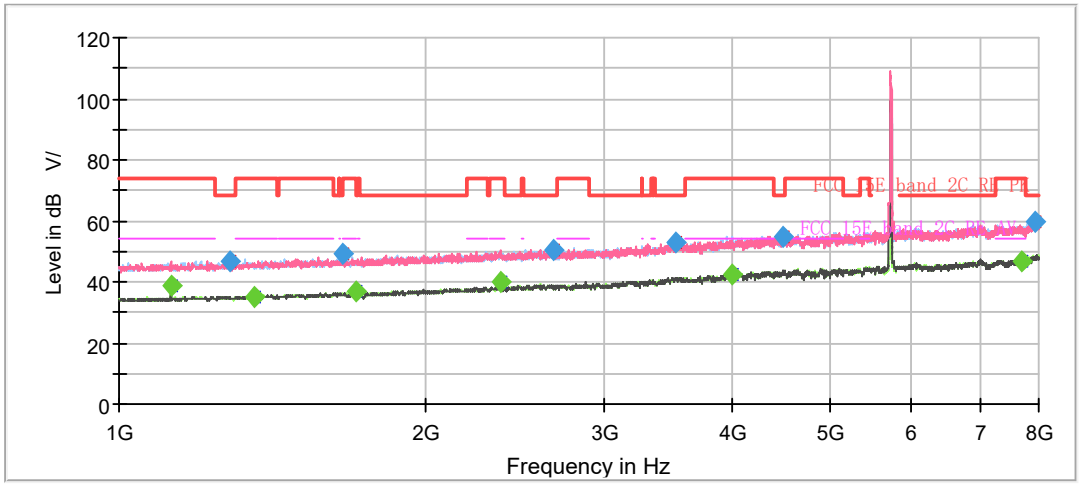

Note: The signal beyond the limit is carrier.
Radiates Emission from 1GHz to 8GHz

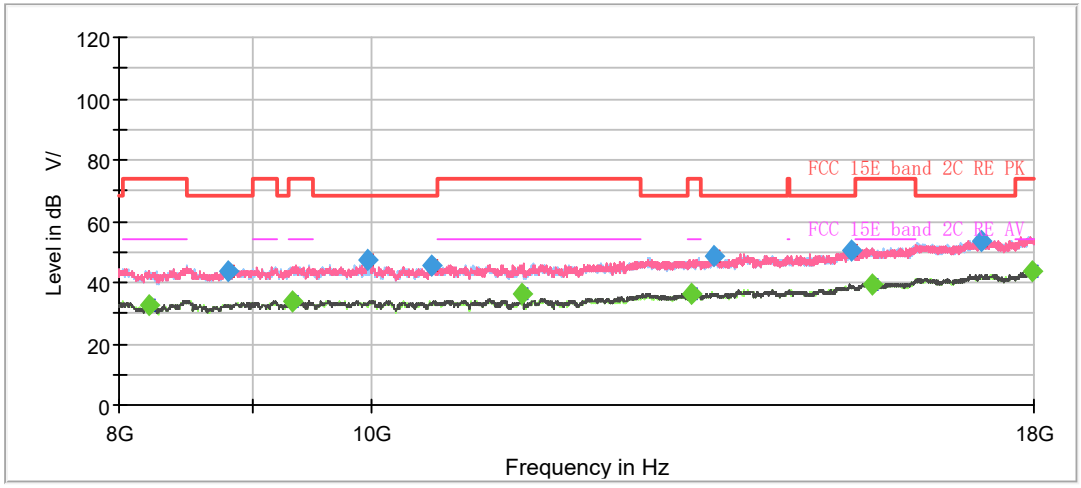

Radiates Emission from 8GHz to 18GHz

This report shall not be reproduced except in full, without the written approval of Eurofins TA Technology (Shanghai) Co., Ltd.

Frequency (MHz)	MaxPeak (dB μ V/m)	Average (dB μ V/m)	Limit (dB μ V/m)	Margin (dB)	Meas. Time (ms)	Height (cm)	Pol	Azimuth (deg)	Corr. (dB/m)
1124.250000	---	38.64	54.00	15.36	500.0	200.0	H	279.0	4.0
1285.250000	46.69	---	68.20	21.51	500.0	100.0	H	99.0	5.0
1360.500000	---	35.11	54.00	18.89	500.0	200.0	V	2.0	5.5
1655.375000	49.05	---	68.20	19.15	500.0	200.0	V	298.0	7.0
1707.000000	---	36.84	54.00	17.16	500.0	100.0	H	350.0	7.4
2374.625000	---	39.75	54.00	14.25	500.0	200.0	V	316.0	10.0
2666.875000	50.67	---	68.20	17.53	500.0	200.0	H	332.0	10.8
3516.500000	52.77	---	68.20	15.43	500.0	100.0	H	332.0	14.0
3998.625000	---	42.44	54.00	11.56	500.0	100.0	V	101.0	14.5
4479.000000	54.57	---	68.20	13.63	500.0	100.0	H	167.0	15.8
7699.875000	---	47.05	54.00	6.95	500.0	100.0	V	107.0	22.2
7944.000000	59.89	---	68.20	8.31	500.0	200.0	H	69.0	23.5

Remark: 1. Correction Factor = Antenna factor + Insertion loss (cable loss + amplifier gain)
2. Margin = Limit –MAX Peak/ Average

This report shall not be reproduced except in full, without the written approval of Eurofins TA Technology (Shanghai) Co., Ltd.

802.11ax (HE20) CH149

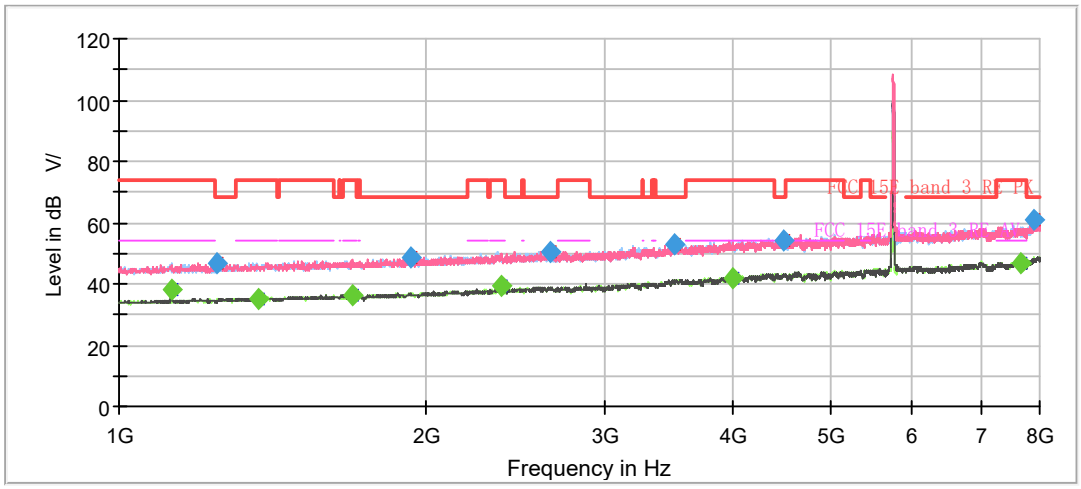

Note: The signal beyond the limit is carrier.
Radiates Emission from 1GHz to 8GHz

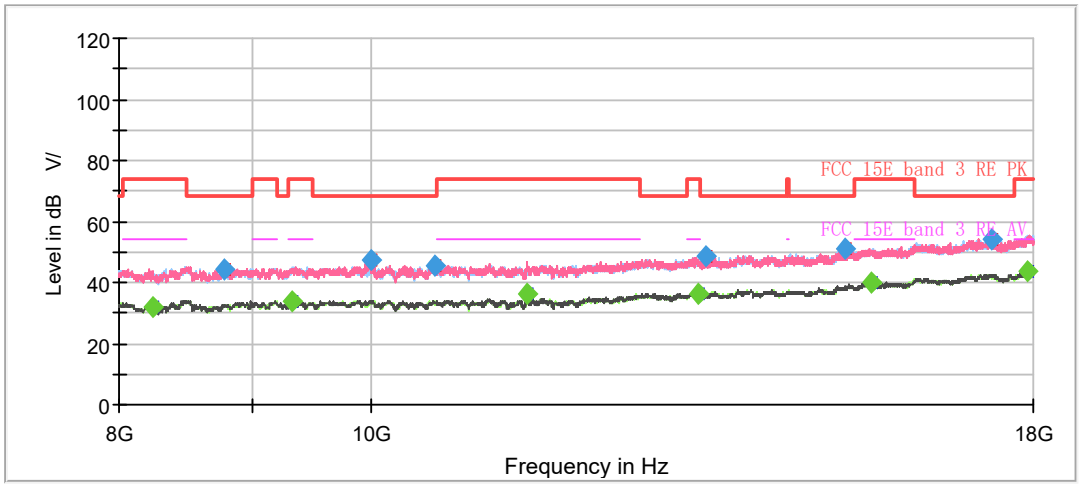

Radiates Emission from 8GHz to 18GHz

This report shall not be reproduced except in full, without the written approval of Eurofins TA Technology (Shanghai) Co., Ltd.

Frequency (MHz)	MaxPeak (dB µ V/m)	Average (dB µ V/m)	Limit (dB µ V/m)	Margin (dB)	Meas. Time (ms)	Height (cm)	Pol	Azimuth (deg)	Corr. (dB/m)
1124.250000	---	38.25	54.00	15.75	500.0	200.0	H	277.0	4.0
1249.375000	46.62	---	68.20	21.58	500.0	200.0	H	341.0	4.8
1369.250000	---	35.20	54.00	18.80	500.0	200.0	H	226.0	5.5
1693.875000	---	36.38	54.00	17.62	500.0	100.0	V	0.0	7.4
1934.500000	48.73	---	68.20	19.47	500.0	100.0	H	239.0	8.4
2374.625000	---	39.49	54.00	14.51	500.0	200.0	V	319.0	10.0
2650.250000	50.48	---	68.20	17.72	500.0	100.0	H	354.0	10.9
3513.000000	52.85	---	68.20	15.35	500.0	100.0	H	204.0	13.9
3997.750000	---	42.08	54.00	11.92	500.0	200.0	V	120.0	14.5
4483.375000	54.32	---	68.20	13.88	500.0	200.0	H	38.0	15.9
7670.125000	---	47.00	54.00	7.00	500.0	200.0	H	9.0	22.0
7905.500000	61.20	---	68.20	7.00	500.0	200.0	V	174.0	23.5

Remark: 1. Correction Factor = Antenna factor + Insertion loss (cable loss + amplifier gain)
2. Margin = Limit –MAX Peak/ Average

This report shall not be reproduced except in full, without the written approval of Eurofins TA Technology (Shanghai) Co., Ltd.

802.11ax (HE20) CH157

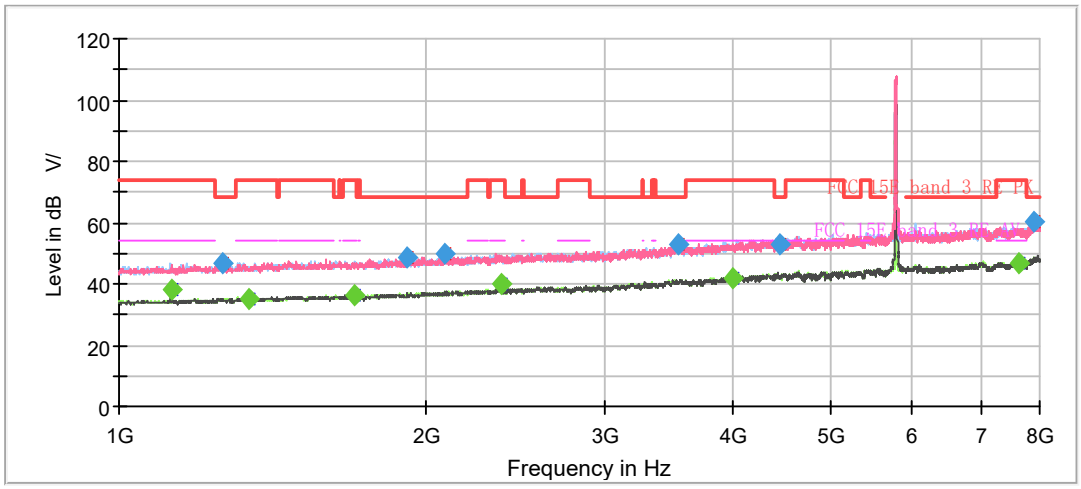

Note: The signal beyond the limit is carrier.
Radiates Emission from 1GHz to 8GHz

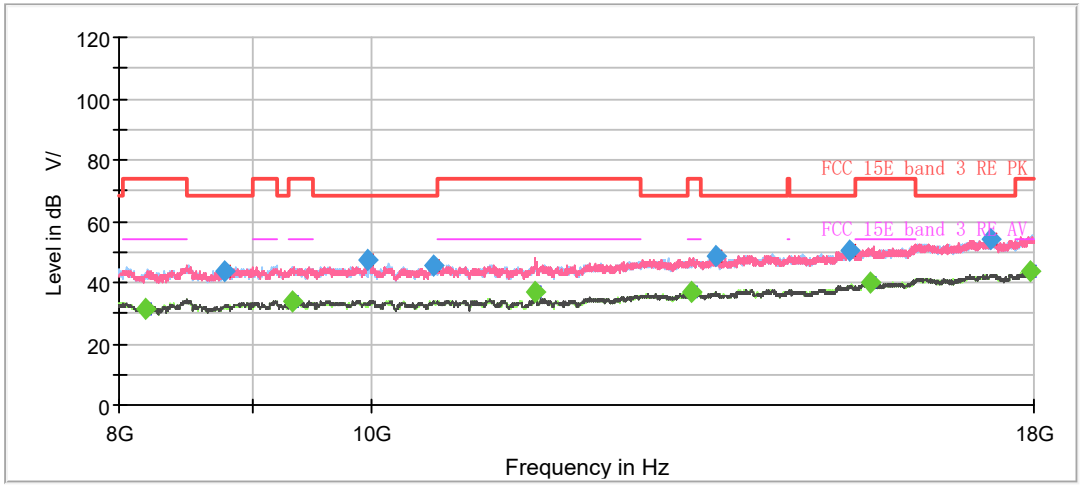

Radiates Emission from 8GHz to 18GHz

This report shall not be reproduced except in full, without the written approval of Eurofins TA Technology (Shanghai) Co., Ltd.

Frequency (MHz)	MaxPeak (dB μ V/m)	Average (dB μ V/m)	Limit (dB μ V/m)	Margin (dB)	Meas. Time (ms)	Height (cm)	Pol	Azimuth (deg)	Corr. (dB/m)
1124.250000	---	38.28	54.00	15.72	500.0	200.0	H	298.0	4.0
1261.625000	46.47	---	68.20	21.73	500.0	200.0	H	260.0	4.9
1342.125000	---	35.04	54.00	18.96	500.0	200.0	H	0.0	5.4
1704.375000	---	36.25	54.00	17.75	500.0	200.0	V	276.0	7.4
1918.750000	48.60	---	68.20	19.60	500.0	200.0	H	192.0	8.1
2086.750000	50.04	---	68.20	18.16	500.0	200.0	H	0.0	8.9
2374.625000	---	40.15	54.00	13.85	500.0	200.0	V	358.0	10.0
3541.875000	52.95	---	68.20	15.25	500.0	200.0	H	248.0	14.1
3999.500000	---	42.10	54.00	11.90	500.0	100.0	H	67.0	14.6
4450.125000	53.16	---	68.20	15.04	500.0	200.0	H	310.0	15.7
7634.250000	---	46.97	54.00	7.03	500.0	200.0	H	334.0	21.8
7893.250000	60.54	---	68.20	7.66	500.0	200.0	V	131.0	23.4

Remark: 1. Correction Factor = Antenna factor + Insertion loss (cable loss + amplifier gain)
2. Margin = Limit –MAX Peak/ Average

This report shall not be reproduced except in full, without the written approval of Eurofins TA Technology (Shanghai) Co., Ltd.

802.11ax (HE20) CH165

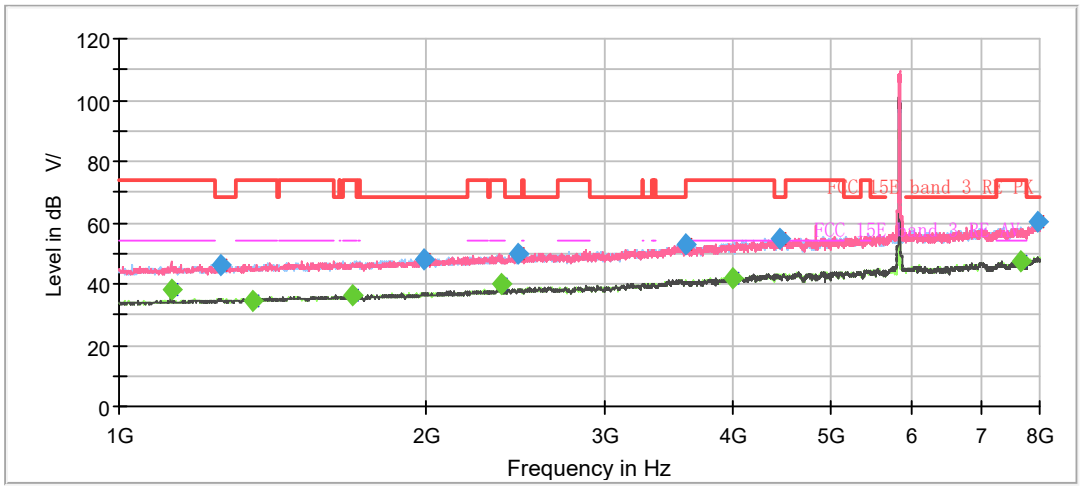

Note: The signal beyond the limit is carrier.
Radiates Emission from 1GHz to 8GHz

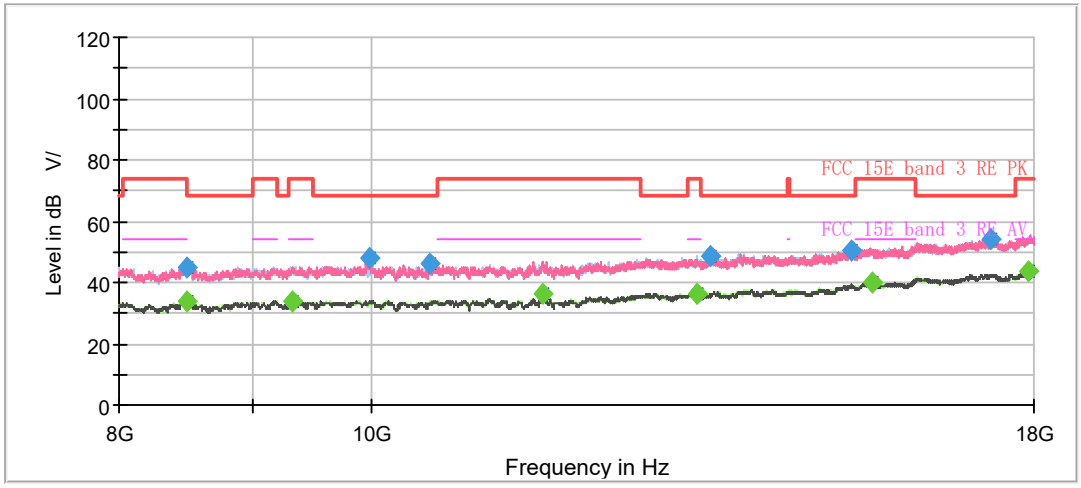

Radiates Emission from 8GHz to 18GHz

This report shall not be reproduced except in full, without the written approval of Eurofins TA Technology (Shanghai) Co., Ltd.

Frequency (MHz)	MaxPeak (dB µ V/m)	Average (dB µ V/m)	Limit (dB µ V/m)	Margin (dB)	Meas. Time (ms)	Height (cm)	Pol	Azimuth (deg)	Corr. (dB/m)
1124.250000	---	37.87	54.00	16.13	500.0	200.0	V	334.0	4.0
1257.250000	46.29	---	68.20	21.91	500.0	100.0	V	245.0	4.9
1352.625000	---	34.60	54.00	19.40	500.0	200.0	H	218.0	5.4
1695.625000	---	36.29	54.00	17.71	500.0	200.0	V	208.0	7.4
1991.375000	48.08	---	68.20	20.12	500.0	100.0	H	349.0	8.7
2374.625000	---	39.94	54.00	14.06	500.0	200.0	V	345.0	10.0
2462.125000	49.83	---	68.20	18.37	500.0	100.0	H	106.0	10.3
3590.000000	52.73	---	68.20	15.47	500.0	100.0	H	199.0	13.8
3998.625000	---	42.08	54.00	11.92	500.0	200.0	V	0.0	14.5
4447.500000	54.84	---	68.20	13.36	500.0	200.0	H	211.0	15.7
7672.750000	---	47.13	54.00	6.87	500.0	200.0	V	339.0	22.1
7966.750000	60.33	---	68.20	7.87	500.0	200.0	H	2.0	23.6

Remark: 1. Correction Factor = Antenna factor + Insertion loss (cable loss + amplifier gain)
2. Margin = Limit –MAX Peak/ Average

This report shall not be reproduced except in full, without the written approval of Eurofins TA Technology (Shanghai) Co., Ltd.

802.11ax (HE40) CH38

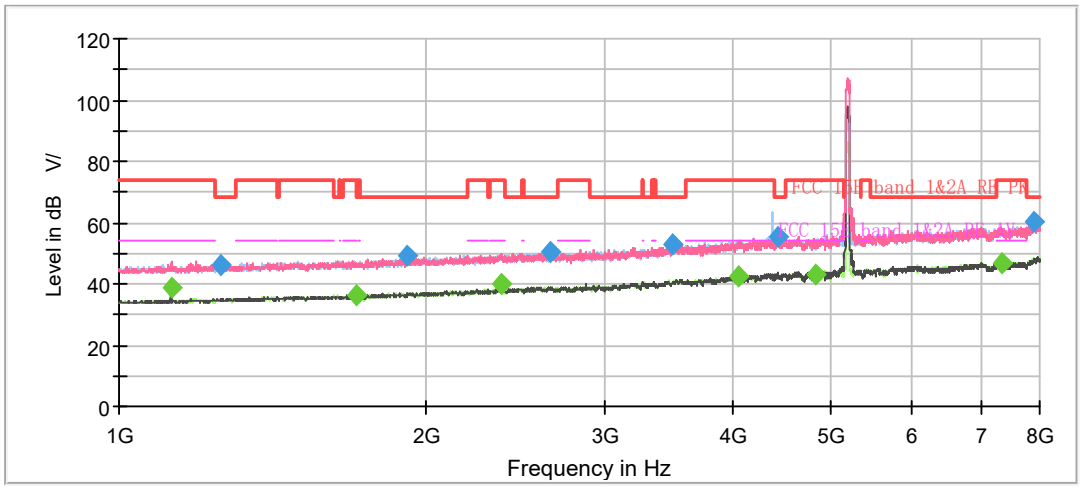

Note: The signal beyond the limit is carrier.
Radiates Emission from 1GHz to 8GHz

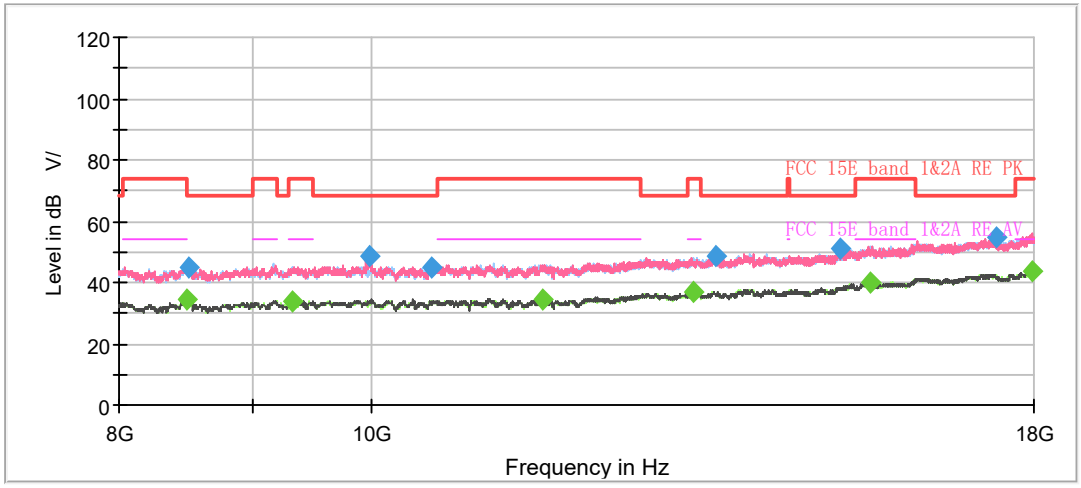

Radiates Emission from 8GHz to 18GHz

This report shall not be reproduced except in full, without the written approval of Eurofins TA Technology (Shanghai) Co., Ltd.

Frequency (MHz)	MaxPeak (dB μ V/m)	Average (dB μ V/m)	Limit (dB μ V/m)	Margin (dB)	Meas. Time (ms)	Height (cm)	Pol	Azimuth (deg)	Corr. (dB/m)
1124.250000	---	38.89	54.00	15.11	500.0	200.0	H	49.0	4.0
1258.125000	46.17	---	68.20	22.03	500.0	200.0	H	11.0	4.9
1708.750000	---	36.40	54.00	17.60	500.0	200.0	H	295.0	7.5
1917.875000	48.98	---	68.20	19.22	500.0	200.0	V	223.0	8.1
2374.625000	---	39.79	54.00	14.21	500.0	200.0	V	33.0	10.0
2651.125000	50.42	---	68.20	17.78	500.0	200.0	V	16.0	10.9
3498.125000	52.96	---	68.20	15.24	500.0	200.0	H	183.0	13.8
4053.750000	---	42.37	54.00	11.63	500.0	200.0	H	49.0	14.9
4422.125000	55.67	---	68.20	12.53	500.0	100.0	H	250.0	16.0
4818.500000	---	43.17	54.00	10.83	500.0	200.0	H	189.0	16.3
7356.000000	---	46.97	54.00	7.03	500.0	200.0	V	114.0	21.1
7895.875000	60.15	---	68.20	8.05	500.0	100.0	H	354.0	23.4

Remark: 1. Correction Factor = Antenna factor + Insertion loss (cable loss + amplifier gain)
2. Margin = Limit –MAX Peak/ Average

This report shall not be reproduced except in full, without the written approval of Eurofins TA Technology (Shanghai) Co., Ltd.

802.11ax (HE40) CH46

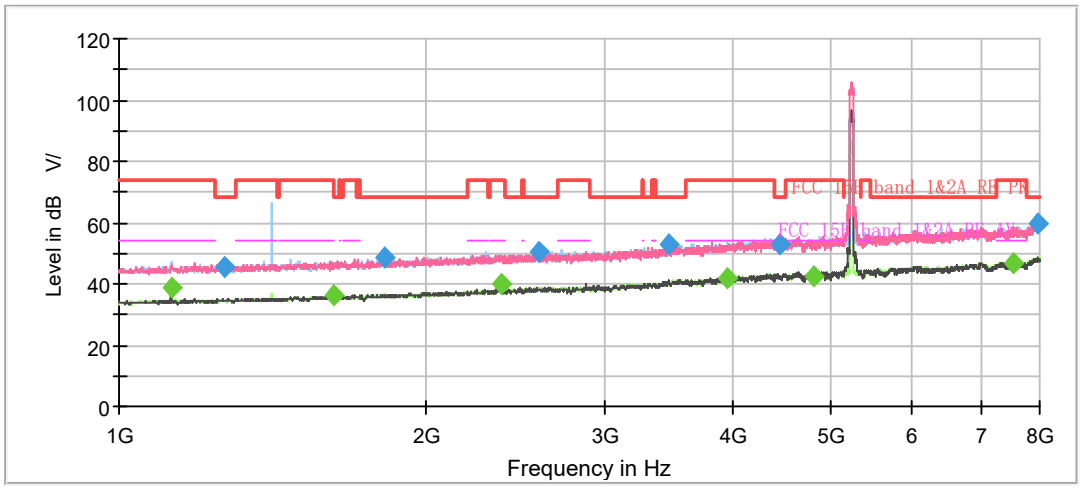

Note: The signal beyond the limit is carrier.
Radiates Emission from 1GHz to 8GHz

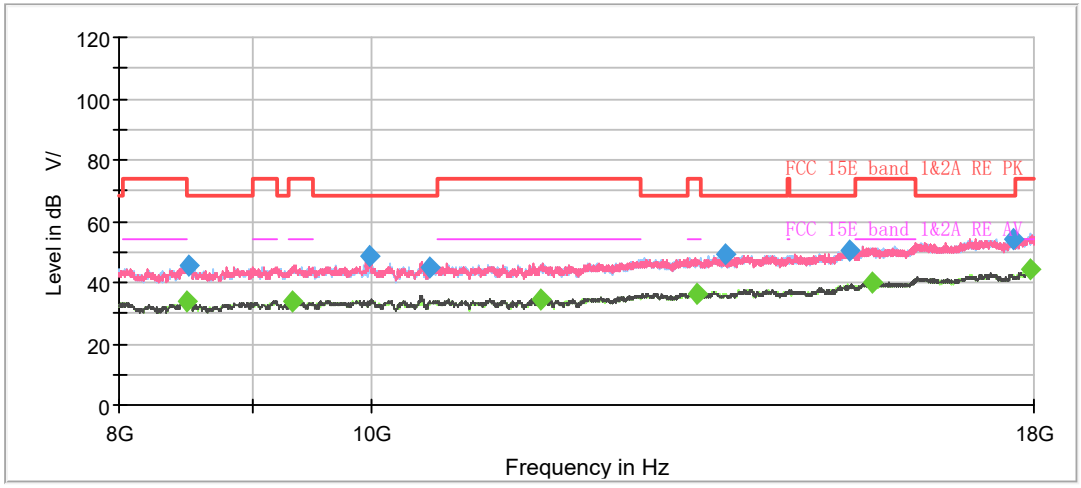

Radiates Emission from 8GHz to 18GHz

This report shall not be reproduced except in full, without the written approval of Eurofins TA Technology (Shanghai) Co., Ltd.

Frequency (MHz)	MaxPeak (dB μ V/m)	Average (dB μ V/m)	Limit (dB μ V/m)	Margin (dB)	Meas. Time (ms)	Height (cm)	Pol	Azimuth (deg)	Corr. (dB/m)
1124.250000	---	38.69	54.00	15.31	500.0	200.0	H	79.0	4.0
1269.500000	45.70	---	68.20	22.50	500.0	200.0	V	254.0	5.0
1624.750000	---	36.34	54.00	17.66	500.0	200.0	V	194.0	6.9
1824.250000	48.75	---	68.20	19.45	500.0	100.0	V	188.0	7.7
2374.625000	---	39.90	54.00	14.10	500.0	200.0	V	358.0	10.0
2580.250000	50.43	---	68.20	17.77	500.0	200.0	H	103.0	10.8
3457.875000	52.64	---	68.20	15.56	500.0	200.0	H	247.0	13.5
3953.125000	---	42.11	54.00	11.89	500.0	200.0	H	26.0	14.4
4457.125000	53.15	---	68.20	15.05	500.0	100.0	H	348.0	15.8
4812.375000	---	42.59	54.00	11.41	500.0	200.0	H	55.0	16.3
7545.875000	---	46.90	54.00	7.10	500.0	100.0	H	294.0	21.5
7958.875000	59.81	---	68.20	8.39	500.0	200.0	H	55.0	23.6

Remark: 1. Correction Factor = Antenna factor + Insertion loss (cable loss + amplifier gain)
2. Margin = Limit –MAX Peak/ Average

This report shall not be reproduced except in full, without the written approval of Eurofins TA Technology (Shanghai) Co., Ltd.

802.11ax (HE40) CH54

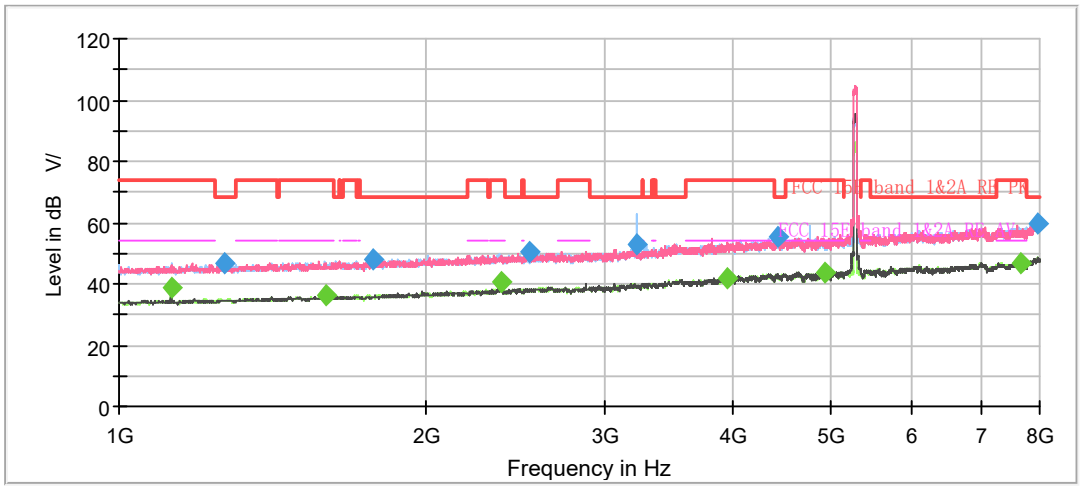

Note: The signal beyond the limit is carrier.
Radiates Emission from 1GHz to 8GHz

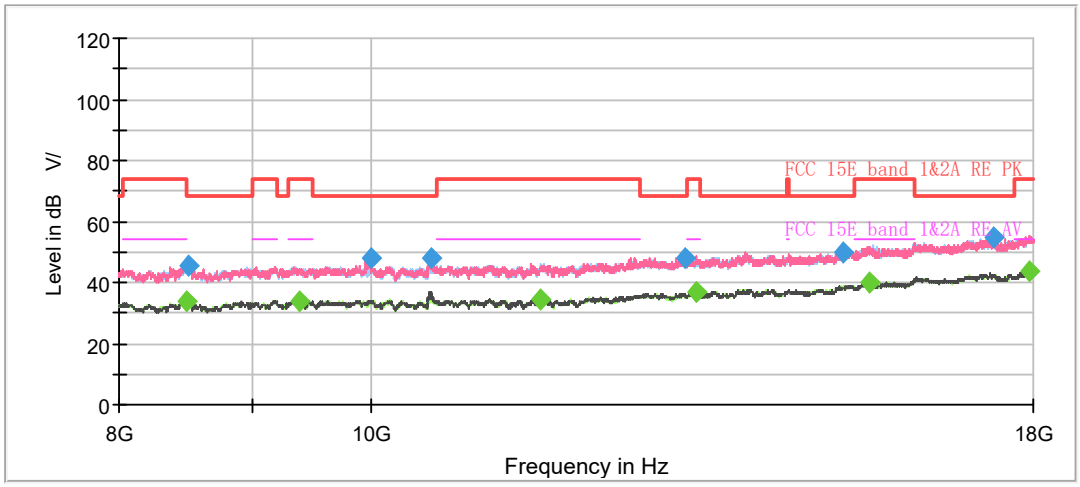

Radiates Emission from 8GHz to 18GHz

This report shall not be reproduced except in full, without the written approval of Eurofins TA Technology (Shanghai) Co., Ltd.

Frequency (MHz)	MaxPeak (dB μ V/m)	Average (dB μ V/m)	Limit (dB μ V/m)	Margin (dB)	Meas. Time (ms)	Height (cm)	Pol	Azimuth (deg)	Corr. (dB/m)
1124.250000	---	38.50	54.00	15.50	500.0	200.0	H	282.0	4.0
1271.250000	46.68	---	68.20	21.52	500.0	100.0	H	64.0	5.0
1594.125000	---	36.06	54.00	17.94	500.0	200.0	H	188.0	6.8
1777.000000	48.18	---	68.20	20.02	500.0	200.0	H	220.0	7.5
2374.625000	---	40.35	54.00	13.65	500.0	200.0	V	0.0	10.0
2527.750000	50.24	---	68.20	17.96	500.0	200.0	H	87.0	10.4
3220.750000	52.83	---	68.20	15.37	500.0	100.0	H	14.0	12.5
3955.750000	---	42.07	54.00	11.93	500.0	200.0	H	335.0	14.4
4425.625000	55.44	---	68.20	12.76	500.0	200.0	H	20.0	16.0
4919.125000	---	43.53	54.00	10.47	500.0	200.0	V	24.0	17.1
7665.750000	---	46.64	54.00	7.36	500.0	100.0	H	212.0	22.0
7963.250000	59.89	---	68.20	8.31	500.0	100.0	H	112.0	23.6

Remark: 1. Correction Factor = Antenna factor + Insertion loss (cable loss + amplifier gain)
2. Margin = Limit –MAX Peak/ Average

This report shall not be reproduced except in full, without the written approval of Eurofins TA Technology (Shanghai) Co., Ltd.

802.11ax (HE40) CH62

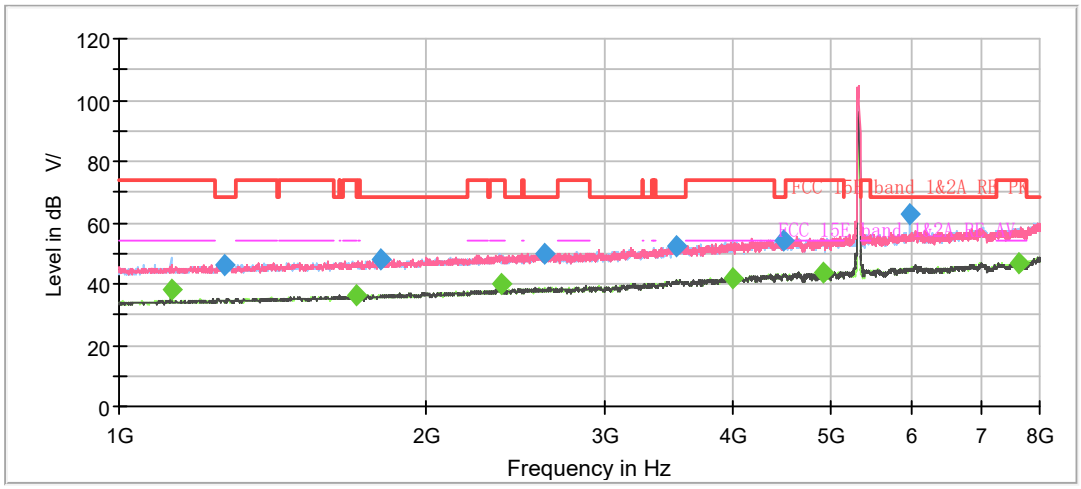

Note: The signal beyond the limit is carrier.
Radiates Emission from 1GHz to 8GHz

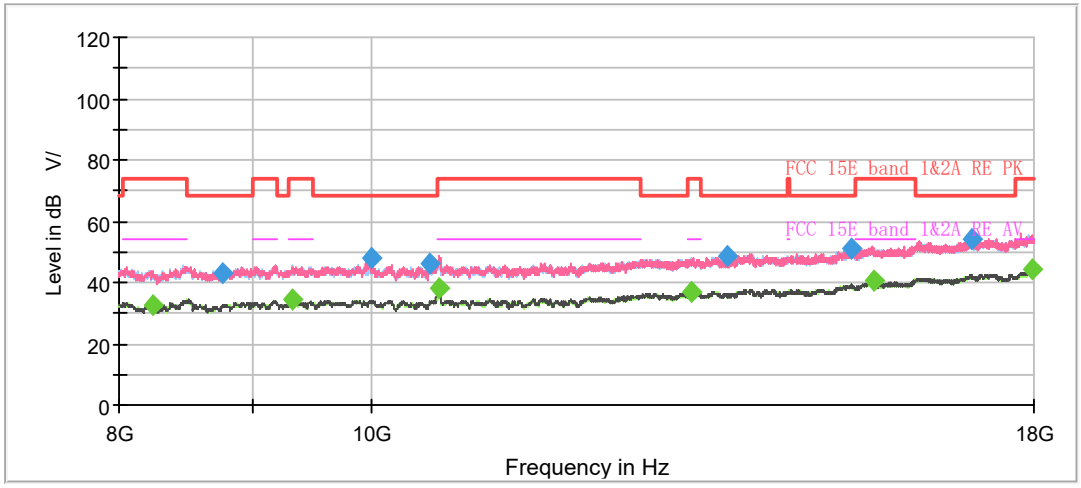

Radiates Emission from 8GHz to 18GHz

This report shall not be reproduced except in full, without the written approval of Eurofins TA Technology (Shanghai) Co., Ltd.

Frequency (MHz)	MaxPeak (dB μ V/m)	Average (dB μ V/m)	Limit (dB μ V/m)	Margin (dB)	Meas. Time (ms)	Height (cm)	Pol	Azimuth (deg)	Corr. (dB/m)
1124.250000	---	38.32	54.00	15.68	500.0	200.0	H	283.0	4.0
1266.875000	46.20	---	68.20	22.00	500.0	200.0	V	1.0	4.9
1707.000000	---	36.10	54.00	17.90	500.0	200.0	V	127.0	7.4
1809.375000	48.19	---	68.20	20.01	500.0	100.0	V	202.0	7.7
2374.625000	---	39.86	54.00	14.14	500.0	200.0	V	6.0	10.0
2611.750000	50.08	---	68.20	18.12	500.0	200.0	H	59.0	10.7
3527.000000	52.24	---	68.20	15.96	500.0	200.0	V	154.0	14.0
3997.750000	---	42.08	54.00	11.92	500.0	200.0	H	92.0	14.5
4482.500000	54.45	---	68.20	13.75	500.0	200.0	H	302.0	15.9
4908.625000	---	43.57	54.00	10.43	500.0	200.0	H	160.0	17.1
5970.000000	62.91	---	68.20	5.29	500.0	100.0	H	31.0	18.3
7636.875000	---	47.03	54.00	6.97	500.0	200.0	H	336.0	21.8

Remark: 1. Correction Factor = Antenna factor + Insertion loss (cable loss + amplifier gain)
2. Margin = Limit –MAX Peak/ Average

This report shall not be reproduced except in full, without the written approval of Eurofins TA Technology (Shanghai) Co., Ltd.

802.11ax (HE40) CH102

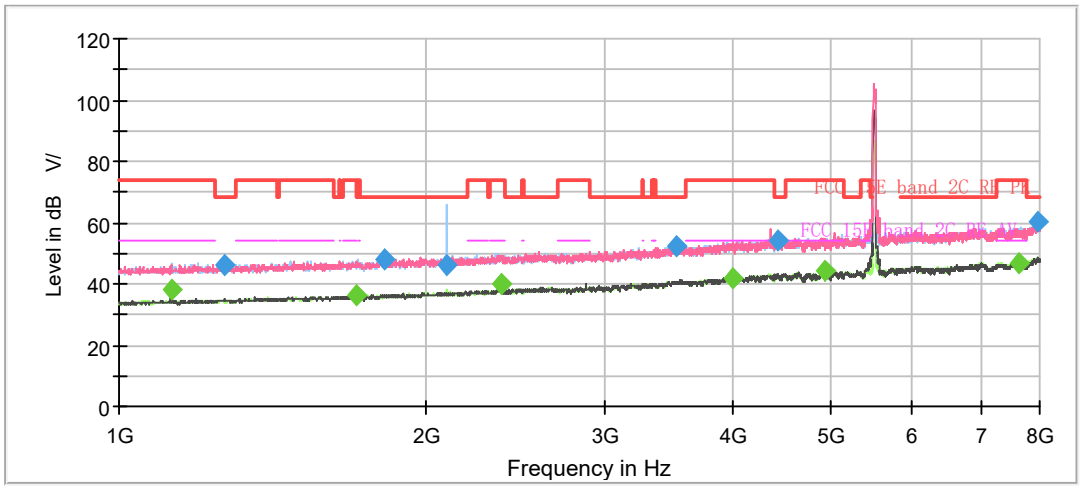

Note: The signal beyond the limit is carrier.
Radiates Emission from 1GHz to 8GHz

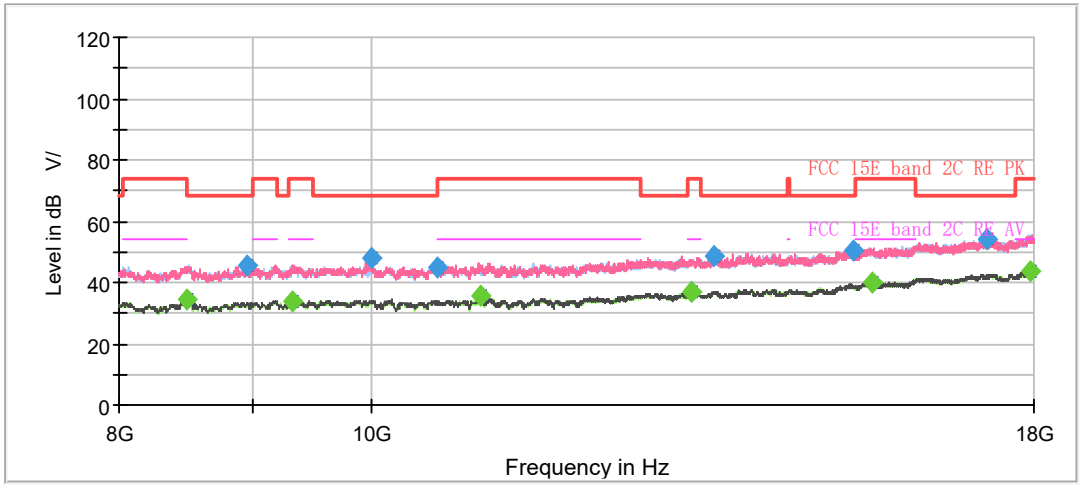

Radiates Emission from 8GHz to 18GHz

This report shall not be reproduced except in full, without the written approval of Eurofins TA Technology (Shanghai) Co., Ltd.

Frequency (MHz)	MaxPeak (dB μ V/m)	Average (dB μ V/m)	Limit (dB μ V/m)	Margin (dB)	Meas. Time (ms)	Height (cm)	Pol	Azimuth (deg)	Corr. (dB/m)
1124.250000	---	38.41	54.00	15.59	500.0	200.0	H	302.0	4.0
1270.375000	46.36	---	68.20	21.84	500.0	100.0	V	274.0	5.0
1706.125000	---	36.08	54.00	17.92	500.0	200.0	V	160.0	7.4
1819.875000	47.72	---	68.20	20.48	500.0	200.0	H	190.0	7.8
2093.750000	46.01	---	68.20	22.19	500.0	100.0	H	332.0	9.0
2374.625000	---	40.29	54.00	13.71	500.0	200.0	V	0.0	10.0
3516.500000	52.52	---	68.20	15.68	500.0	200.0	V	196.0	14.0
3995.125000	---	41.91	54.00	12.09	500.0	200.0	H	178.0	14.5
4423.875000	54.20	---	68.20	14.00	500.0	100.0	H	21.0	16.0
4920.000000	---	44.10	54.00	9.90	500.0	200.0	V	66.0	17.1
7637.750000	---	46.73	54.00	7.27	500.0	200.0	H	0.0	21.8
7964.125000	60.52	---	68.20	7.68	500.0	200.0	H	302.0	23.6

Remark: 1. Correction Factor = Antenna factor + Insertion loss (cable loss + amplifier gain)
2. Margin = Limit –MAX Peak/ Average

This report shall not be reproduced except in full, without the written approval of Eurofins TA Technology (Shanghai) Co., Ltd.

802.11ax (HE40) CH118

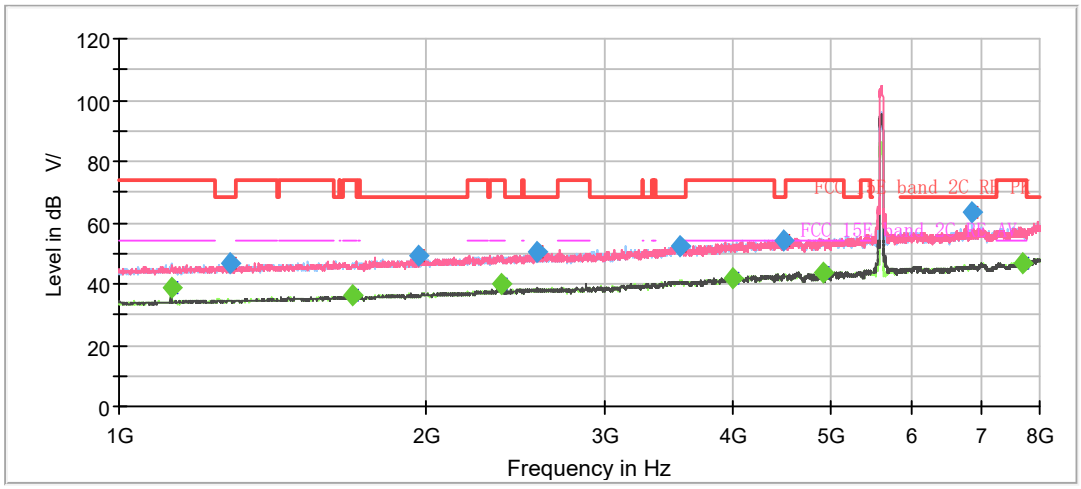

Note: The signal beyond the limit is carrier.
Radiates Emission from 1GHz to 8GHz

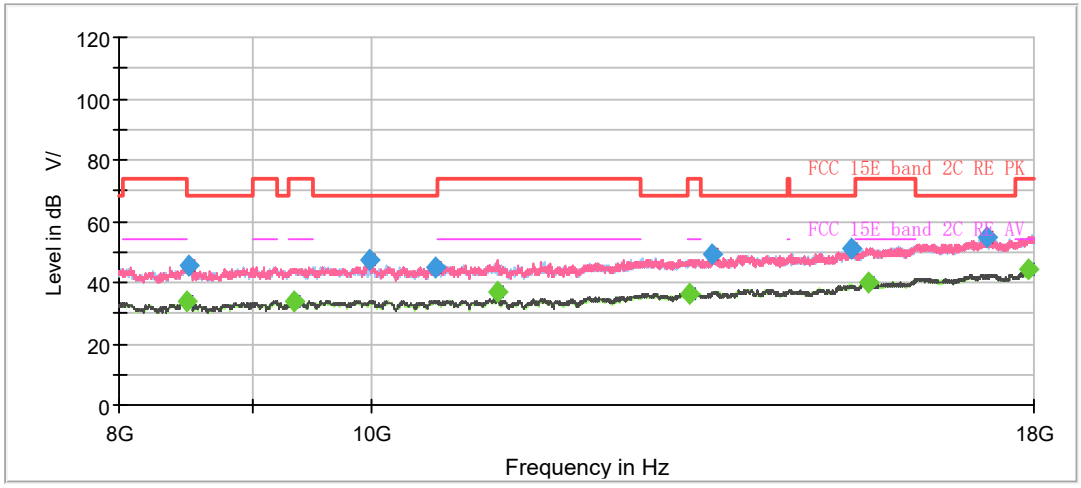

Radiates Emission from 8GHz to 18GHz

This report shall not be reproduced except in full, without the written approval of Eurofins TA Technology (Shanghai) Co., Ltd.

Frequency (MHz)	MaxPeak (dB μ V/m)	Average (dB μ V/m)	Limit (dB μ V/m)	Margin (dB)	Meas. Time (ms)	Height (cm)	Pol	Azimuth (deg)	Corr. (dB/m)
1124.250000	---	38.54	54.00	15.46	500.0	200.0	H	289.0	4.0
1287.875000	47.07	---	68.20	21.13	500.0	100.0	V	105.0	5.0
1694.750000	---	36.30	54.00	17.70	500.0	100.0	V	31.0	7.4
1965.125000	49.46	---	68.20	18.74	500.0	200.0	H	266.0	8.4
2374.625000	---	39.88	54.00	14.12	500.0	200.0	V	352.0	10.0
2568.875000	50.44	---	68.20	17.76	500.0	200.0	V	297.0	10.7
3543.625000	52.49	---	68.20	15.71	500.0	200.0	V	209.0	14.1
3997.750000	---	41.86	54.00	12.14	500.0	200.0	V	272.0	14.5
4477.250000	54.28	---	68.20	13.92	500.0	200.0	V	203.0	15.8
4913.000000	---	43.82	54.00	10.18	500.0	200.0	V	237.0	17.1
6875.625000	63.59	---	68.20	4.61	500.0	100.0	H	0.0	19.9
7708.625000	---	46.88	54.00	7.12	500.0	100.0	H	253.0	22.2

Remark: 1. Correction Factor = Antenna factor + Insertion loss (cable loss + amplifier gain)
2. Margin = Limit –MAX Peak/ Average

This report shall not be reproduced except in full, without the written approval of Eurofins TA Technology (Shanghai) Co., Ltd.

802.11ax (HE40) CH134

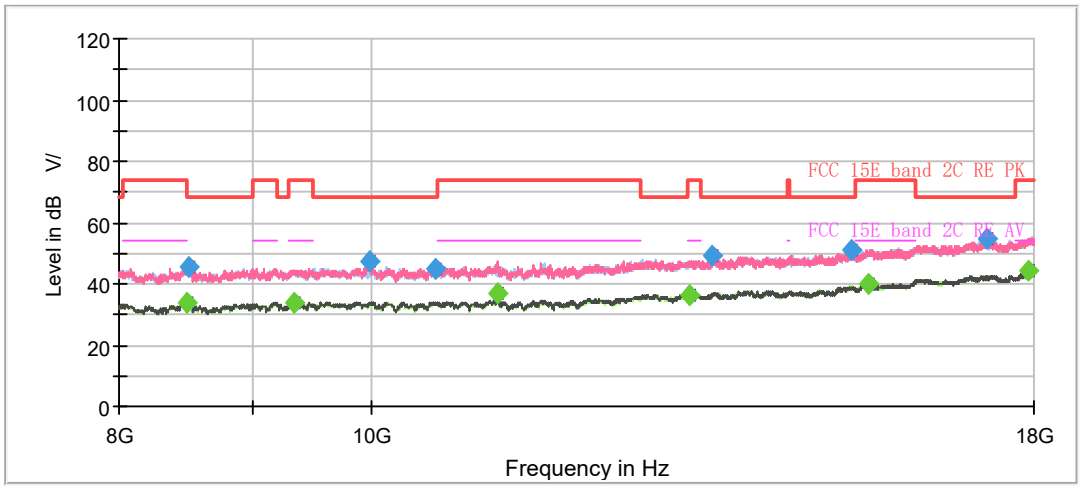

Note: The signal beyond the limit is carrier.
Radiates Emission from 1GHz to 8GHz

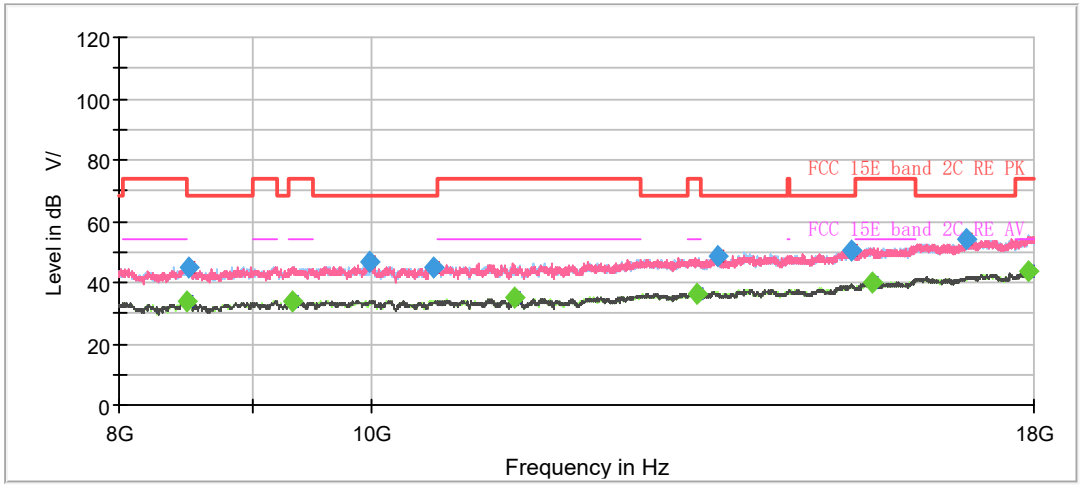

Radiates Emission from 8GHz to 18GHz

This report shall not be reproduced except in full, without the written approval of Eurofins TA Technology (Shanghai) Co., Ltd.

Frequency (MHz)	MaxPeak (dB μ V/m)	Average (dB μ V/m)	Limit (dB μ V/m)	Margin (dB)	Meas. Time (ms)	Height (cm)	Pol	Azimuth (deg)	Corr. (dB/m)
1124.250000	---	38.27	54.00	15.73	500.0	200.0	H	275.0	4.0
1252.875000	46.38	---	68.20	21.82	500.0	200.0	V	238.0	4.9
1695.625000	---	36.12	54.00	17.88	500.0	200.0	H	20.0	7.4
1980.000000	48.13	---	68.20	20.07	500.0	200.0	H	137.0	8.6
2374.625000	---	39.69	54.00	14.31	500.0	200.0	V	340.0	10.0
2583.750000	55.13	---	68.20	13.07	500.0	200.0	V	225.0	10.8
3454.375000	52.14	---	68.20	16.06	500.0	200.0	V	358.0	13.4
3979.375000	---	42.02	54.00	11.98	500.0	200.0	H	44.0	14.5
4480.750000	54.19	---	68.20	14.01	500.0	200.0	V	274.0	15.8
5088.875000	---	44.15	54.00	9.85	500.0	200.0	V	250.0	16.7
7546.750000	---	47.05	54.00	6.95	500.0	100.0	V	0.0	21.5
7967.625000	60.40	---	68.20	7.80	500.0	100.0	H	180.0	23.6

Remark: 1. Correction Factor = Antenna factor + Insertion loss (cable loss + amplifier gain)
2. Margin = Limit –MAX Peak/ Average

This report shall not be reproduced except in full, without the written approval of Eurofins TA Technology (Shanghai) Co., Ltd.

802.11ax (HE40) CH142

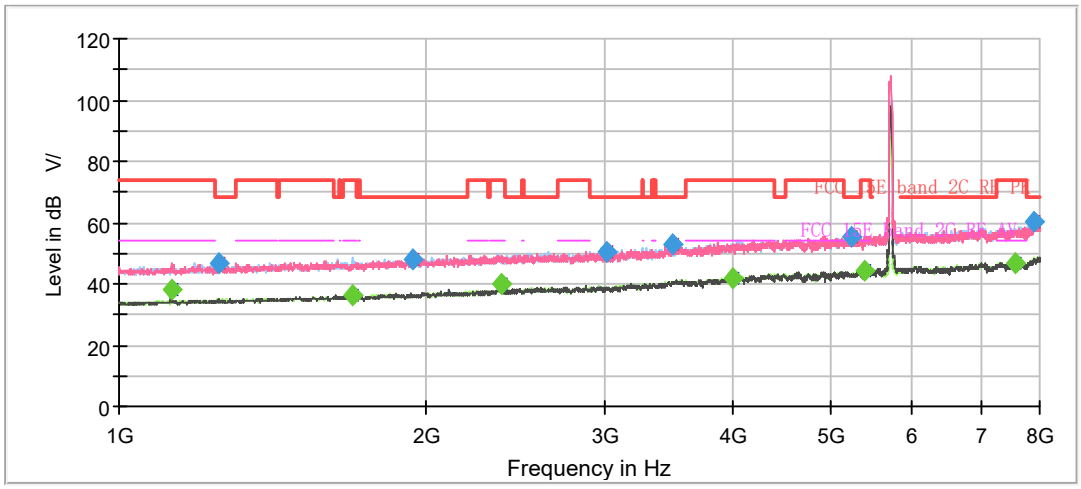

Note: The signal beyond the limit is carrier.
Radiates Emission from 1GHz to 8GHz

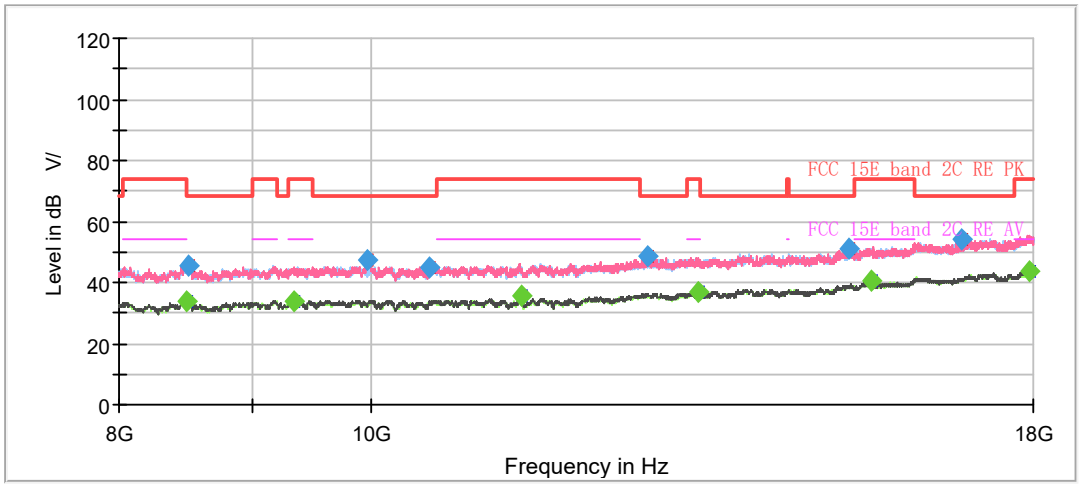

Radiates Emission from 8GHz to 18GHz

This report shall not be reproduced except in full, without the written approval of Eurofins TA Technology (Shanghai) Co., Ltd.

Frequency (MHz)	MaxPeak (dB μ V/m)	Average (dB μ V/m)	Limit (dB μ V/m)	Margin (dB)	Meas. Time (ms)	Height (cm)	Pol	Azimuth (deg)	Corr. (dB/m)
1124.250000	---	38.35	54.00	15.65	500.0	200.0	H	267.0	4.0
1253.750000	46.51	---	68.20	21.69	500.0	100.0	H	283.0	4.9
1693.000000	---	36.00	54.00	18.00	500.0	100.0	H	323.0	7.4
1945.000000	48.07	---	68.20	20.13	500.0	100.0	H	340.0	8.3
2374.625000	---	39.85	54.00	14.15	500.0	200.0	V	356.0	10.0
3006.375000	50.35	---	68.20	17.85	500.0	200.0	H	325.0	11.7
3492.875000	52.64	---	68.20	15.56	500.0	200.0	V	48.0	13.8
3999.500000	---	42.00	54.00	12.00	500.0	200.0	V	32.0	14.6
5226.250000	55.25	---	68.20	12.95	500.0	200.0	V	168.0	17.2
5393.375000	---	44.19	54.00	9.81	500.0	200.0	V	61.0	17.6
7570.375000	---	46.74	54.00	7.26	500.0	200.0	V	339.0	21.6
7906.375000	60.43	---	68.20	7.77	500.0	200.0	V	42.0	23.5

Remark: 1. Correction Factor = Antenna factor + Insertion loss (cable loss + amplifier gain)
2. Margin = Limit –MAX Peak/ Average

This report shall not be reproduced except in full, without the written approval of Eurofins TA Technology (Shanghai) Co., Ltd.

802.11ax (HE40) CH151

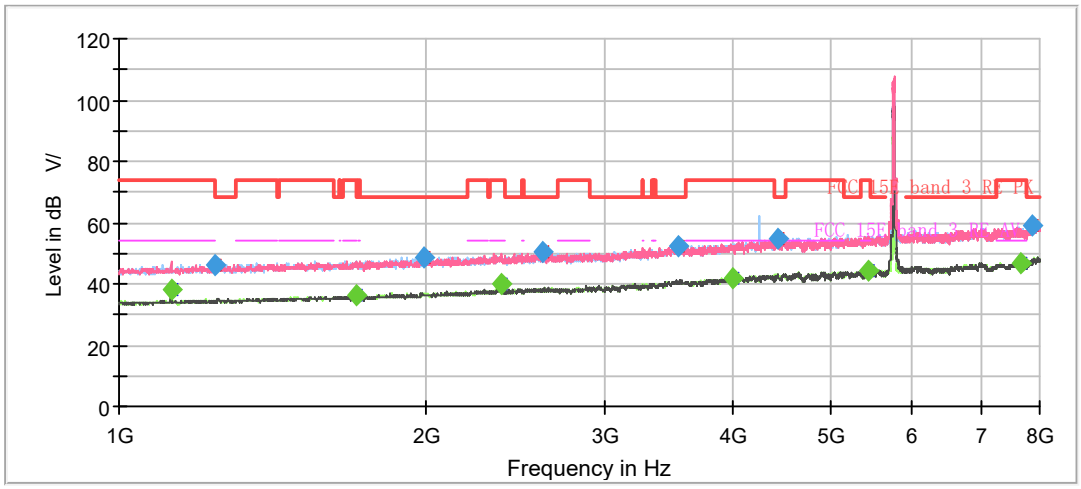

Note: The signal beyond the limit is carrier.
Radiates Emission from 1GHz to 8GHz

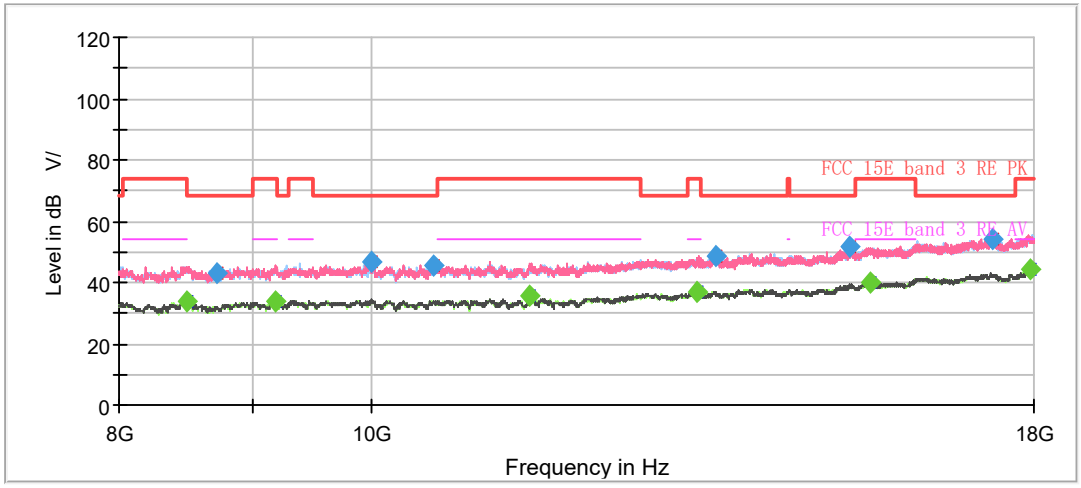

Radiates Emission from 8GHz to 18GHz

This report shall not be reproduced except in full, without the written approval of Eurofins TA Technology (Shanghai) Co., Ltd.

Frequency (MHz)	MaxPeak (dB μ V/m)	Average (dB μ V/m)	Limit (dB μ V/m)	Margin (dB)	Meas. Time (ms)	Height (cm)	Pol	Azimuth (deg)	Corr. (dB/m)
1124.250000	---	38.07	54.00	15.93	500.0	200.0	H	289.0	4.0
1244.125000	46.46	---	68.20	21.74	500.0	200.0	V	212.0	4.8
1707.875000	---	36.33	54.00	17.67	500.0	100.0	V	8.0	7.5
1991.375000	48.83	---	68.20	19.37	500.0	200.0	H	71.0	8.7
2374.625000	---	39.78	54.00	14.22	500.0	200.0	V	1.0	10.0
2603.000000	50.21	---	68.20	17.99	500.0	100.0	H	321.0	10.7
3541.875000	52.60	---	68.20	15.60	500.0	100.0	H	321.0	14.1
3999.500000	---	42.00	54.00	12.00	500.0	200.0	H	148.0	14.6
4430.000000	54.51	---	68.20	13.69	500.0	100.0	V	8.0	15.9
5437.125000	---	44.56	54.00	9.44	500.0	200.0	V	83.0	17.7
7660.500000	---	46.69	54.00	7.31	500.0	200.0	H	192.0	22.0
7868.750000	59.06	---	68.20	9.14	500.0	200.0	H	289.0	23.4

Remark: 1. Correction Factor = Antenna factor + Insertion loss (cable loss + amplifier gain)
2. Margin = Limit –MAX Peak/ Average

This report shall not be reproduced except in full, without the written approval of Eurofins TA Technology (Shanghai) Co., Ltd.

802.11ax (HE40) CH159

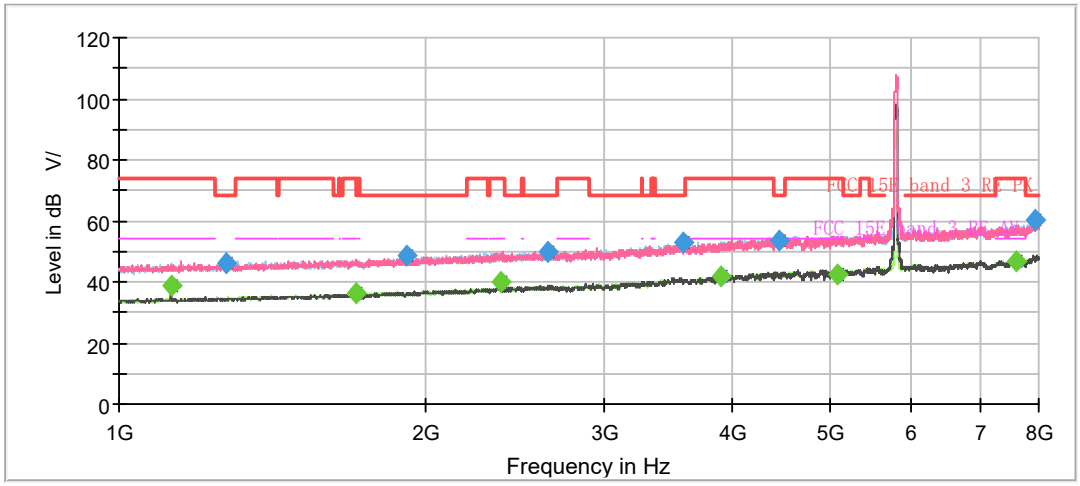

Note: The signal beyond the limit is carrier.
Radiates Emission from 1GHz to 8GHz

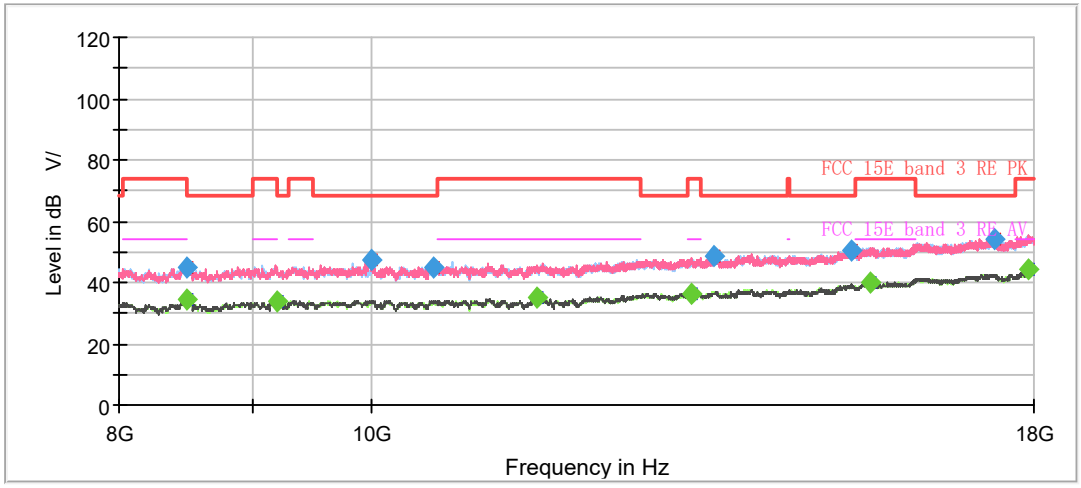

Radiates Emission from 8GHz to 18GHz

This report shall not be reproduced except in full, without the written approval of Eurofins TA Technology (Shanghai) Co., Ltd.

Frequency (MHz)	MaxPeak (dB μ V/m)	Average (dB μ V/m)	Limit (dB μ V/m)	Margin (dB)	Meas. Time (ms)	Height (cm)	Pol	Azimuth (deg)	Corr. (dB/m)
1124.250000	---	38.66	54.00	15.34	500.0	200.0	H	283.0	4.0
1273.000000	46.14	---	68.20	22.06	500.0	100.0	H	237.0	5.0
1707.000000	---	36.30	54.00	17.70	500.0	200.0	V	201.0	7.4
1919.625000	48.56	---	68.20	19.64	500.0	200.0	H	7.0	8.1
2374.625000	---	40.10	54.00	13.90	500.0	200.0	V	344.0	10.0
2636.250000	50.07	---	68.20	18.13	500.0	200.0	V	0.0	10.7
3587.375000	52.80	---	68.20	15.40	500.0	100.0	H	294.0	13.8
3905.875000	---	42.00	54.00	12.00	500.0	200.0	V	9.0	14.3
4452.750000	53.43	---	68.20	14.77	500.0	200.0	H	175.0	15.7
5072.250000	---	42.67	54.00	11.33	500.0	200.0	V	291.0	16.8
7598.375000	---	46.89	54.00	7.11	500.0	200.0	H	169.0	21.7
7948.375000	60.22	---	68.20	7.98	500.0	100.0	V	12.0	23.5

Remark: 1. Correction Factor = Antenna factor + Insertion loss (cable loss + amplifier gain)
2. Margin = Limit –MAX Peak/ Average

This report shall not be reproduced except in full, without the written approval of Eurofins TA Technology (Shanghai) Co., Ltd.

802.11ax (HE80) CH42

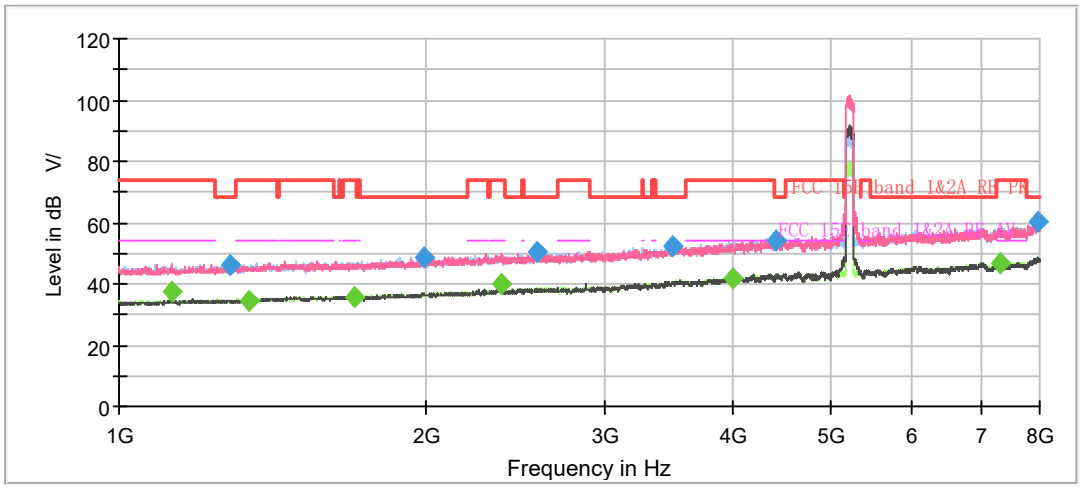

Note: The signal beyond the limit is carrier.
Radiates Emission from 1GHz to 8GHz

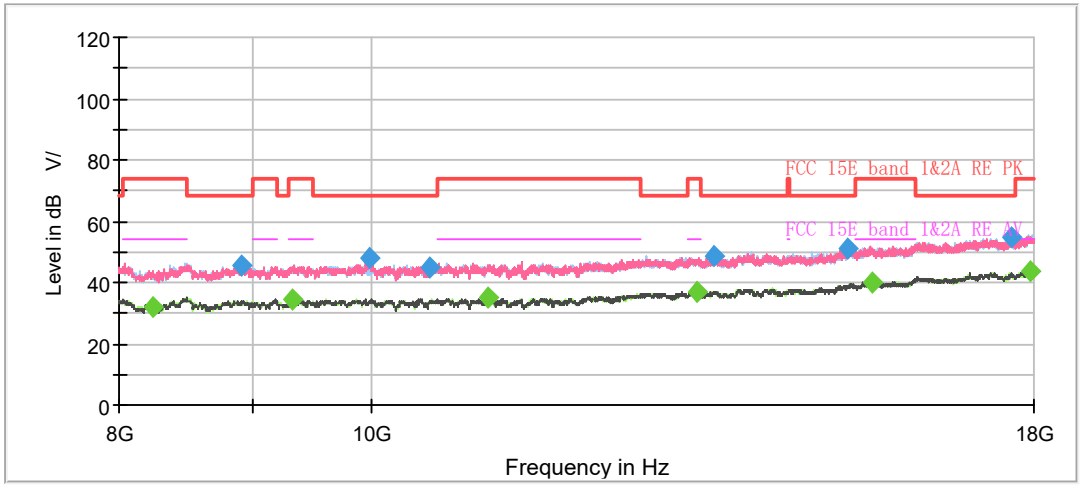

Radiates Emission from 8GHz to 18GHz

This report shall not be reproduced except in full, without the written approval of Eurofins TA Technology (Shanghai) Co., Ltd.

Frequency (MHz)	MaxPeak (dB µ V/m)	Average (dB µ V/m)	Limit (dB µ V/m)	Margin (dB)	Meas. Time (ms)	Height (cm)	Pol	Azimuth (deg)	Corr. (dB/m)
1124.250000	---	37.67	54.00	16.33	500.0	200.0	V	287.0	4.0
1283.500000	46.16	---	68.20	22.04	500.0	200.0	V	0.0	5.0
1338.625000	---	34.55	54.00	19.45	500.0	200.0	H	307.0	5.4
1704.375000	---	35.91	54.00	18.09	500.0	200.0	V	144.0	7.4
1995.750000	48.58	---	68.20	19.62	500.0	100.0	V	220.0	8.6
2374.625000	---	39.83	54.00	14.17	500.0	200.0	V	342.0	10.0
2573.250000	50.58	---	68.20	17.62	500.0	100.0	H	0.0	10.8
3490.250000	52.33	---	68.20	15.87	500.0	200.0	H	107.0	13.8
3997.750000	---	42.04	54.00	11.96	500.0	200.0	H	176.0	14.5
4403.750000	54.12	---	68.20	14.08	500.0	100.0	H	63.0	16.2
7311.375000	---	46.79	54.00	7.21	500.0	200.0	H	46.0	21.3
7953.625000	60.46	---	68.20	7.74	500.0	100.0	H	0.0	23.5

Remark: 1. Correction Factor = Antenna factor + Insertion loss (cable loss + amplifier gain)
2. Margin = Limit –MAX Peak/ Average

This report shall not be reproduced except in full, without the written approval of Eurofins TA Technology (Shanghai) Co., Ltd.

802.11ax (HE80) CH58

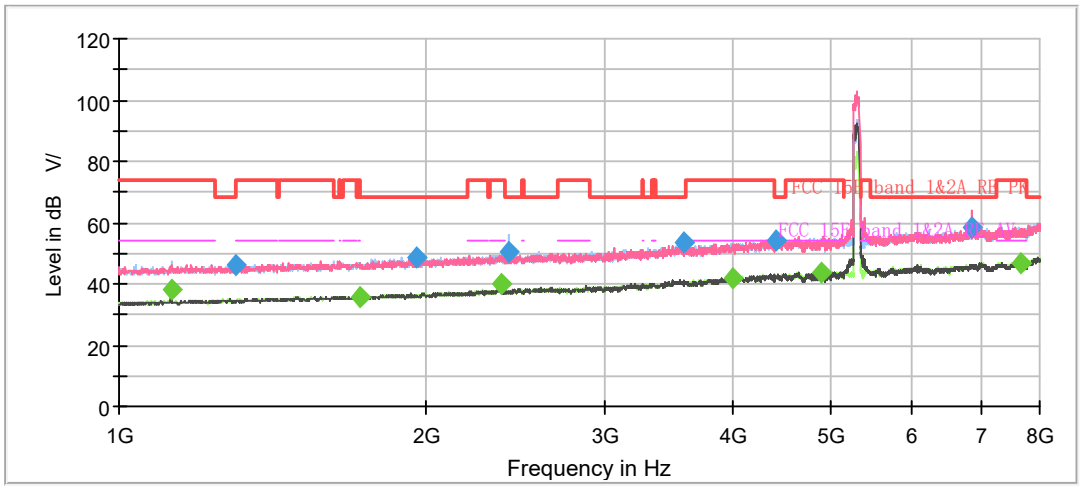

Note: The signal beyond the limit is carrier.
Radiates Emission from 1GHz to 8GHz

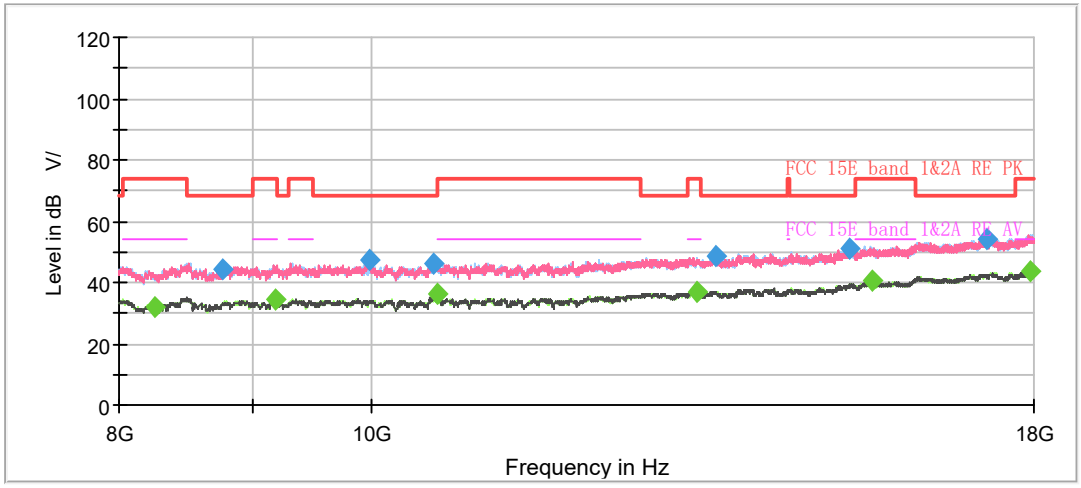

Radiates Emission from 8GHz to 18GHz

This report shall not be reproduced except in full, without the written approval of Eurofins TA Technology (Shanghai) Co., Ltd.

Frequency (MHz)	MaxPeak (dB μ V/m)	Average (dB μ V/m)	Limit (dB μ V/m)	Margin (dB)	Meas. Time (ms)	Height (cm)	Pol	Azimuth (deg)	Corr. (dB/m)
1124.250000	---	37.94	54.00	16.06	500.0	200.0	H	290.0	4.0
1299.250000	46.42	---	68.20	21.78	500.0	200.0	V	77.0	5.0
1721.000000	---	35.93	54.00	18.07	500.0	200.0	V	28.0	7.4
1960.750000	48.61	---	68.20	19.59	500.0	200.0	H	151.0	8.4
2374.625000	---	39.78	54.00	14.22	500.0	200.0	V	222.0	10.0
2408.750000	50.22	---	68.20	17.98	500.0	100.0	H	33.0	10.0
3576.000000	53.49	---	68.20	14.71	500.0	200.0	H	101.0	13.8
3999.500000	---	41.93	54.00	12.07	500.0	200.0	H	2.0	14.6
4414.250000	54.37	---	68.20	13.83	500.0	200.0	V	0.0	16.1
4886.750000	---	43.45	54.00	10.55	500.0	200.0	H	89.0	16.6
6852.875000	58.76	---	68.20	9.44	500.0	200.0	V	40.0	19.8
7662.250000	---	46.83	54.00	7.17	500.0	200.0	H	0.0	22.0

Remark: 1. Correction Factor = Antenna factor + Insertion loss (cable loss + amplifier gain)
2. Margin = Limit –MAX Peak/ Average

This report shall not be reproduced except in full, without the written approval of Eurofins TA Technology (Shanghai) Co., Ltd.

802.11ax (HE80) CH106

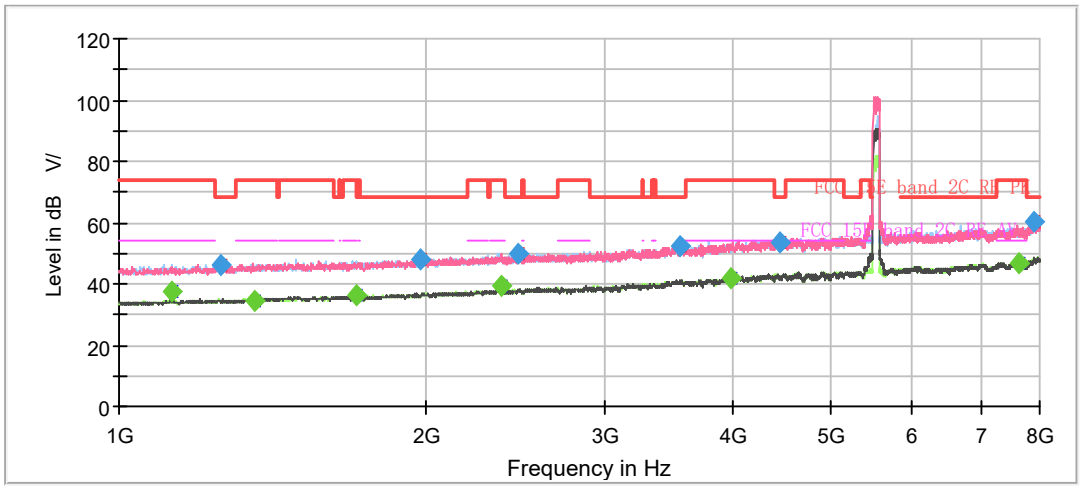

Note: The signal beyond the limit is carrier.
Radiates Emission from 1GHz to 8GHz

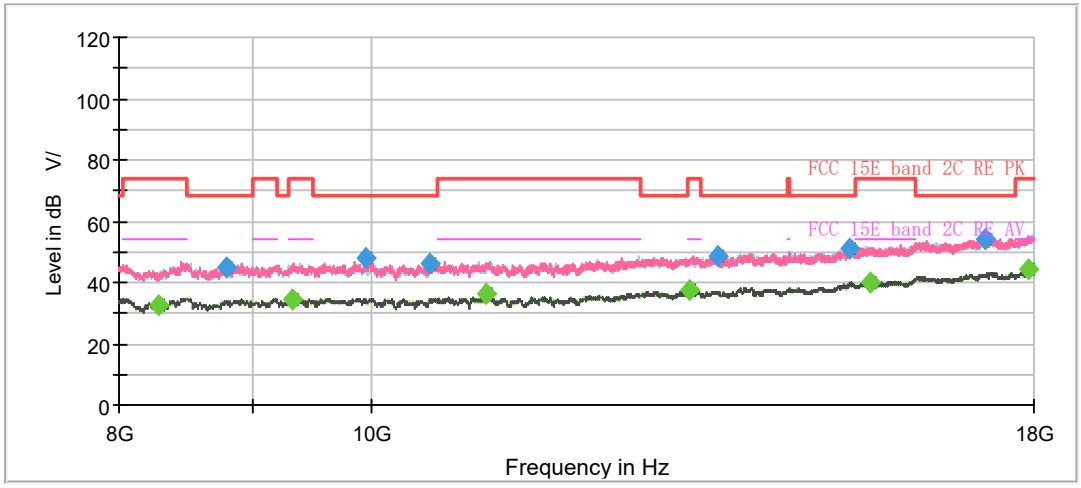

Radiates Emission from 8GHz to 18GHz

This report shall not be reproduced except in full, without the written approval of Eurofins TA Technology (Shanghai) Co., Ltd.

Frequency (MHz)	MaxPeak (dB μ V/m)	Average (dB μ V/m)	Limit (dB μ V/m)	Margin (dB)	Meas. Time (ms)	Height (cm)	Pol	Azimuth (deg)	Corr. (dB/m)
1124.250000	---	37.56	54.00	16.44	500.0	200.0	H	293.0	4.0
1259.875000	46.20	---	68.20	22.00	500.0	200.0	H	0.0	4.9
1359.625000	---	34.64	54.00	19.36	500.0	200.0	H	0.0	5.5
1707.000000	---	36.50	54.00	17.50	500.0	200.0	V	0.0	7.4
1977.375000	47.71	---	68.20	20.49	500.0	100.0	V	352.0	8.6
2374.625000	---	39.09	54.00	14.91	500.0	200.0	V	134.0	10.0
2466.500000	49.89	---	68.20	18.31	500.0	200.0	H	306.0	10.3
3558.500000	52.54	---	68.20	15.66	500.0	100.0	V	216.0	13.9
3980.250000	---	42.05	54.00	11.95	500.0	200.0	H	209.0	14.5
4449.250000	53.77	---	68.20	14.43	500.0	200.0	H	245.0	15.7
7620.250000	---	46.85	54.00	7.15	500.0	100.0	V	327.0	21.7
7907.250000	60.14	---	68.20	8.06	500.0	200.0	V	207.0	23.5

Remark: 1. Correction Factor = Antenna factor + Insertion loss (cable loss + amplifier gain)
2. Margin = Limit –MAX Peak/ Average

This report shall not be reproduced except in full, without the written approval of Eurofins TA Technology (Shanghai) Co., Ltd.

802.11ax (HE80) CH138

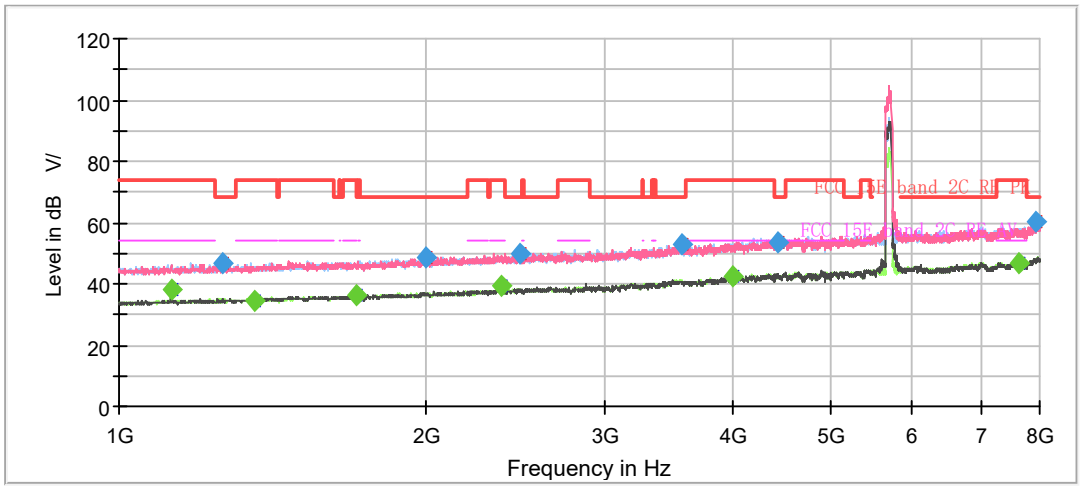

Note: The signal beyond the limit is carrier.
Radiates Emission from 1GHz to 8GHz

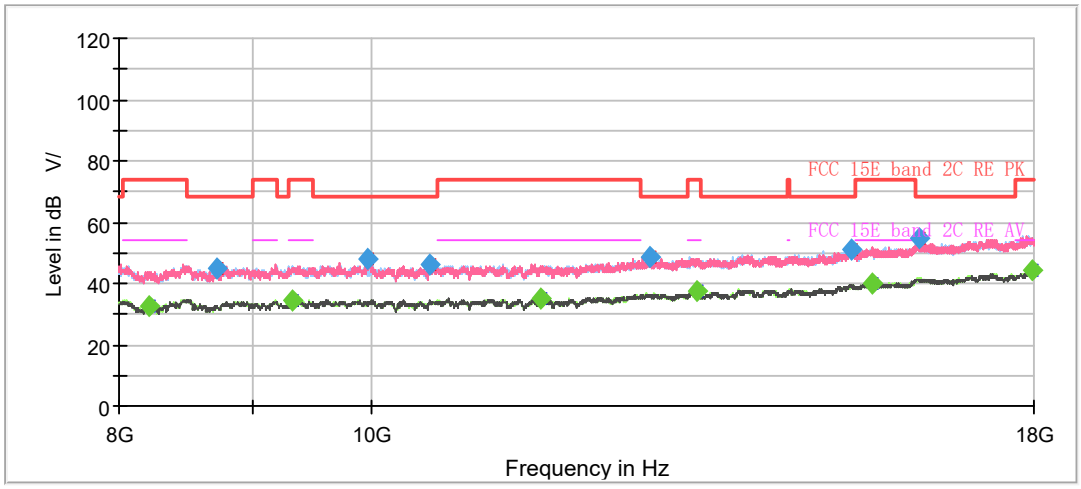

Radiates Emission from 8GHz to 18GHz

This report shall not be reproduced except in full, without the written approval of Eurofins TA Technology (Shanghai) Co., Ltd.

Frequency (MHz)	MaxPeak (dB μ V/m)	Average (dB μ V/m)	Limit (dB μ V/m)	Margin (dB)	Meas. Time (ms)	Height (cm)	Pol	Azimuth (deg)	Corr. (dB/m)
1124.250000	---	37.90	54.00	16.10	500.0	200.0	H	355.0	4.0
1263.375000	46.48	---	68.20	21.72	500.0	200.0	H	308.0	4.9
1360.500000	---	34.54	54.00	19.46	500.0	200.0	H	212.0	5.5
1705.250000	---	36.09	54.00	17.91	500.0	200.0	V	111.0	7.4
1996.625000	48.41	---	68.20	19.79	500.0	100.0	V	115.0	8.6
2374.625000	---	39.52	54.00	14.48	500.0	200.0	V	12.0	10.0
2477.000000	50.04	---	68.20	18.16	500.0	200.0	H	140.0	10.4
3560.250000	52.74	---	68.20	15.46	500.0	200.0	H	278.0	13.9
3998.625000	---	42.29	54.00	11.71	500.0	200.0	V	0.0	14.5
4427.375000	53.71	---	68.20	14.49	500.0	200.0	H	151.0	15.9
7627.250000	---	46.84	54.00	7.16	500.0	200.0	V	30.0	21.8
7917.750000	60.04	---	68.20	8.16	500.0	200.0	H	205.0	23.5

Remark: 1. Correction Factor = Antenna factor + Insertion loss (cable loss + amplifier gain)
2. Margin = Limit –MAX Peak/ Average

This report shall not be reproduced except in full, without the written approval of Eurofins TA Technology (Shanghai) Co., Ltd.

802.11ax (HE80) CH155

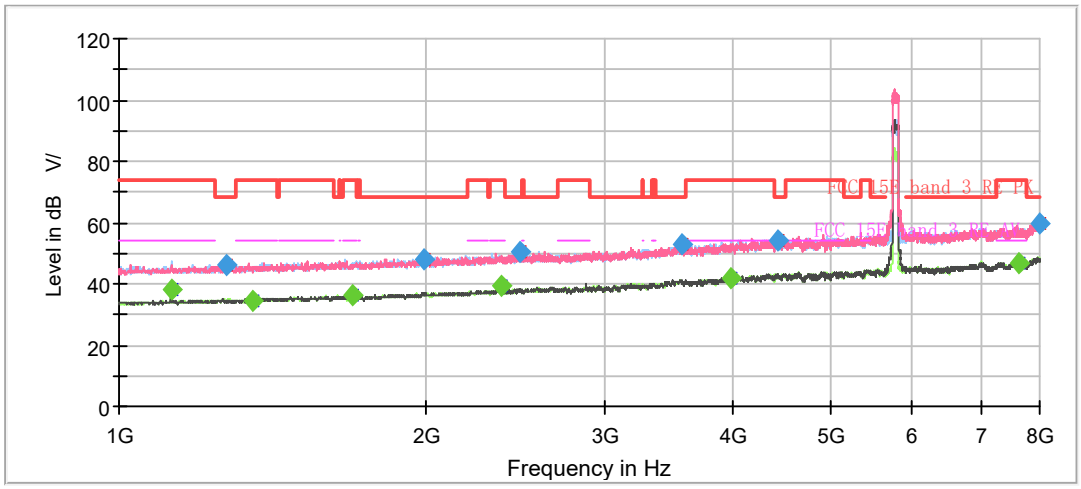

Note: The signal beyond the limit is carrier.

Radiates Emission from 1GHz to 8GHz

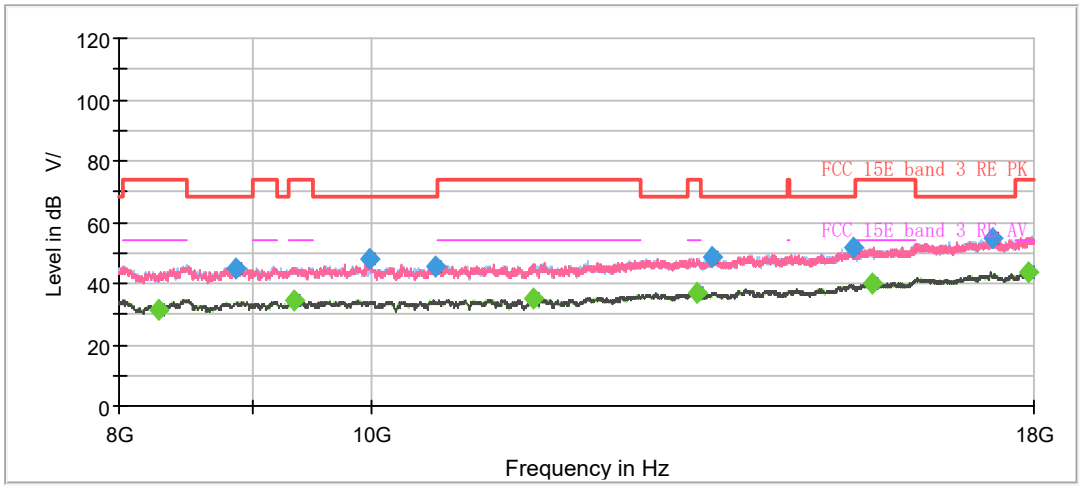

Radiates Emission from 8GHz to 18GHz

This report shall not be reproduced except in full, without the written approval of Eurofins TA Technology (Shanghai) Co., Ltd.

Frequency (MHz)	MaxPeak (dB μ V/m)	Average (dB μ V/m)	Limit (dB μ V/m)	Margin (dB)	Meas. Time (ms)	Height (cm)	Pol	Azimuth (deg)	Corr. (dB/m)
1124.250000	---	37.99	54.00	16.01	500.0	200.0	H	286.0	4.0
1276.500000	46.21	---	68.20	21.99	500.0	200.0	V	240.0	5.0
1352.625000	---	34.41	54.00	19.59	500.0	200.0	H	101.0	5.4
1695.625000	---	36.02	54.00	17.98	500.0	200.0	H	311.0	7.4
1994.875000	48.14	---	68.20	20.06	500.0	200.0	H	267.0	8.6
2374.625000	---	39.60	54.00	14.40	500.0	200.0	V	0.0	10.0
2472.625000	50.76	---	68.20	17.44	500.0	200.0	V	284.0	10.4
3569.000000	52.68	---	68.20	15.52	500.0	200.0	V	316.0	13.8
3977.625000	---	42.00	54.00	12.00	500.0	200.0	V	10.0	14.5
4431.750000	53.87	---	68.20	14.33	500.0	200.0	V	144.0	15.9
7649.125000	---	46.89	54.00	7.11	500.0	200.0	H	0.0	21.9
7992.125000	59.60	---	68.20	8.60	500.0	200.0	V	0.0	23.6

Remark: 1. Correction Factor = Antenna factor + Insertion loss (cable loss + amplifier gain)
2. Margin = Limit –MAX Peak/ Average

This report shall not be reproduced except in full, without the written approval of Eurofins TA Technology (Shanghai) Co., Ltd.

During the test, the Radiates Emission from 18GHz to 40GHz was performed in all modes with all channels, 802.11ax (HE40), Channel 118 are selected as the worst condition. The test data of the worst-case condition was recorded in this report.

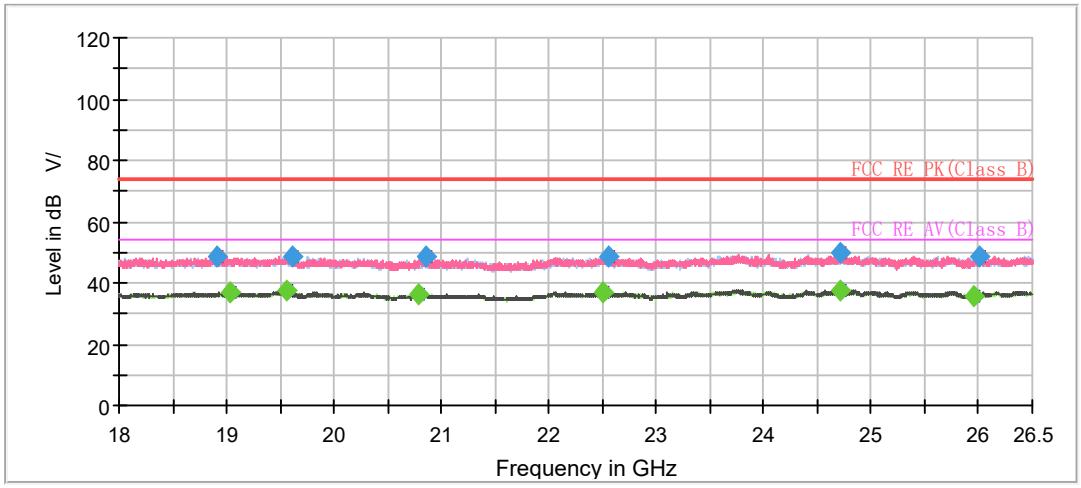

Radiates Emission from 18GHz to 26.5GHz

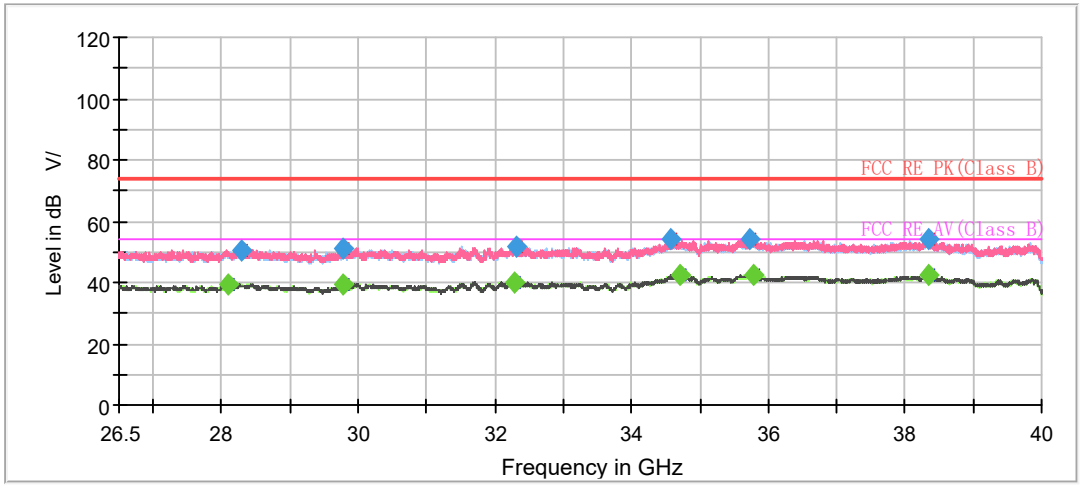

Radiates Emission from 26.5GHz to 40GHz

This report shall not be reproduced except in full, without the written approval of Eurofins TA Technology (Shanghai) Co., Ltd.

Frequency (MHz)	MaxPeak (dB μ V/m)	Average (dB μ V/m)	Limit (dB μ V/m)	Margin (dB)	Meas. Time (ms)	Height (cm)	Pol	Azimuth (deg)	Corr. (dB/m)
18913.750000	48.39	---	74.00	25.61	500.0	200.0	H	85.0	-5.6
19027.437500	---	37.05	54.00	16.95	500.0	100.0	V	276.0	-5.6
19557.625000	---	37.34	54.00	16.66	500.0	200.0	H	218.0	-5.3
19616.062500	48.67	---	74.00	25.33	500.0	200.0	H	149.0	-5.3
20786.937500	---	36.53	54.00	17.47	500.0	100.0	V	148.0	-5.1
20859.187500	48.72	---	74.00	25.28	500.0	200.0	V	295.0	-5.1
22501.812500	---	36.89	54.00	17.11	500.0	100.0	V	242.0	-3.9
22549.625000	48.37	---	74.00	25.63	500.0	200.0	H	24.0	-3.9
24713.937500	49.68	---	74.00	24.32	500.0	200.0	V	252.0	-2.1
24713.937500	---	37.75	54.00	16.25	500.0	200.0	H	19.0	-2.1
25962.375000	---	35.81	54.00	18.19	500.0	200.0	H	163.0	-2.5
26017.625000	48.70	---	74.00	25.30	500.0	100.0	V	337.0	-2.4

Remark: 1. Correction Factor = Antenna factor + Insertion loss (cable loss + amplifier gain)
2. Margin = Limit-MAX Peak/ Average

This report shall not be reproduced except in full, without the written approval of Eurofins TA Technology (Shanghai) Co., Ltd.

5.6. Conducted Emission

Ambient condition

Temperature	Relative humidity	Pressure
23°C ~25°C	45%~50%	101.5kPa

Methods of Measurement

The EUT IS placed on a non-metallic table of 80cm height above the horizontal metal reference ground plane. During the test, the EUT was operating in its typical mode. The test method is according to ANSI C63.10.Connect the AC power line of the EUT to the LISN Use EMI receiver to detect the average and Quasi-peak value. RBW is set to 9kHz, VBW is set to 30kHz The measurement result should include both L line and N line.
The test is in transmitting mode.

Test Setup

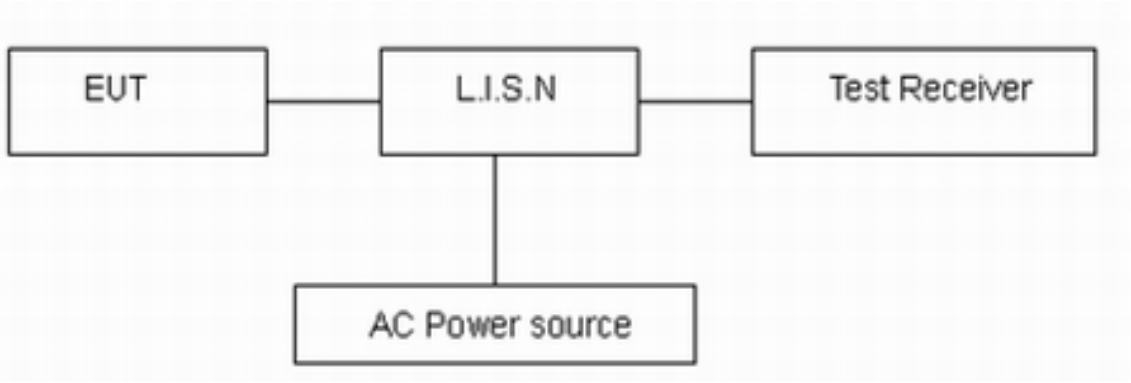

Note: AC Power source is used to change the voltage 110V/60Hz.

Limits

Frequency (MHz)	Conducted Limits(dBμV)	
	Quasi-peak	Average
0.15 - 0.5	66 to 56 *	56 to 46*
0.5 - 5	56	46
5 - 30	60	50
*: Decreases with the logarithm of the frequency.		

Measurement Uncertainty

The assessed measurement uncertainty to ensure 95% confidence level for the normal distribution is with the coverage factor k = 1.96, U= 2.69 dB.

This report shall not be reproduced except in full, without the written approval of Eurofins TA Technology (Shanghai) Co., Ltd.

Test Results:

Following plots, Blue trace uses the peak detection and Green trace uses the average detection. During the test, the Conducted Emission was performed in all modes with all channels, 802.11ax (HE40), Channel 118 are selected as the worst condition. The test data of the worst-case condition was recorded in this report.

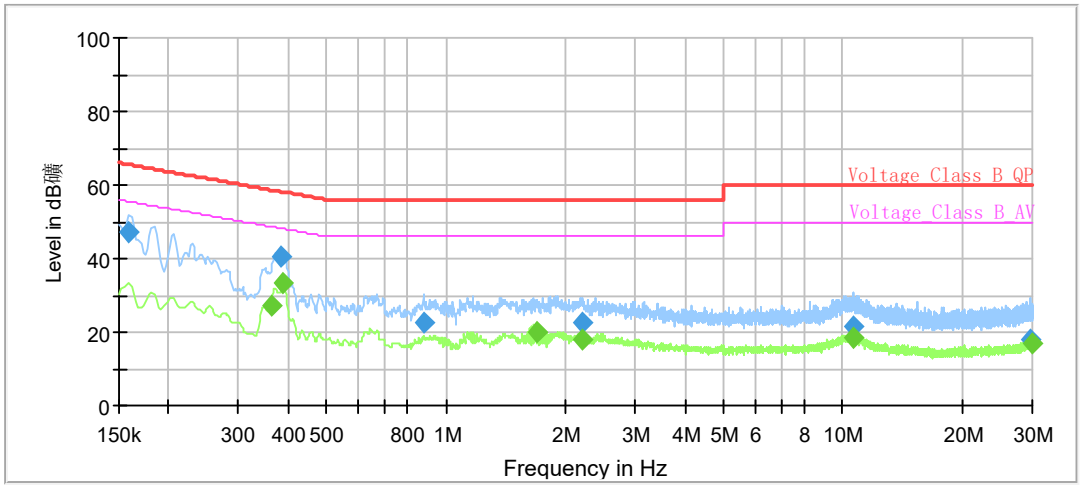

Frequency (MHz)	QuasiPeak (dBµV)	Average (dBµV)	Limit (dBµV)	Margin (dB)	Meas. Time (ms)	Bandwidth (kHz)	Line	Filter	Corr. (dB)
0.16	47.35	---	65.52	18.17	1000.0	9.000	L1	ON	21.0
0.36	---	27.14	48.69	21.55	1000.0	9.000	L1	ON	21.0
0.38	40.58	---	58.19	17.61	1000.0	9.000	L1	ON	21.0
0.39	---	33.12	48.10	14.98	1000.0	9.000	L1	ON	21.0
0.88	22.34	---	56.00	33.66	1000.0	9.000	L1	ON	20.3
1.69	---	20.03	46.00	25.97	1000.0	9.000	L1	ON	19.8
2.20	---	18.05	46.00	27.95	1000.0	9.000	L1	ON	19.7
2.21	22.46	---	56.00	33.54	1000.0	9.000	L1	ON	19.7
10.61	---	18.53	50.00	31.47	1000.0	9.000	L1	ON	19.5
10.61	21.62	---	60.00	38.38	1000.0	9.000	L1	ON	19.5
29.60	17.85	---	60.00	42.15	1000.0	9.000	L1	ON	19.7
29.92	---	16.87	50.00	33.13	1000.0	9.000	L1	ON	19.7

Remark: Correct factor=cable loss + LISN factor

L line Conducted Emission from 150 KHz to 30 MHz

This report shall not be reproduced except in full, without the written approval of Eurofins TA Technology (Shanghai) Co., Ltd.

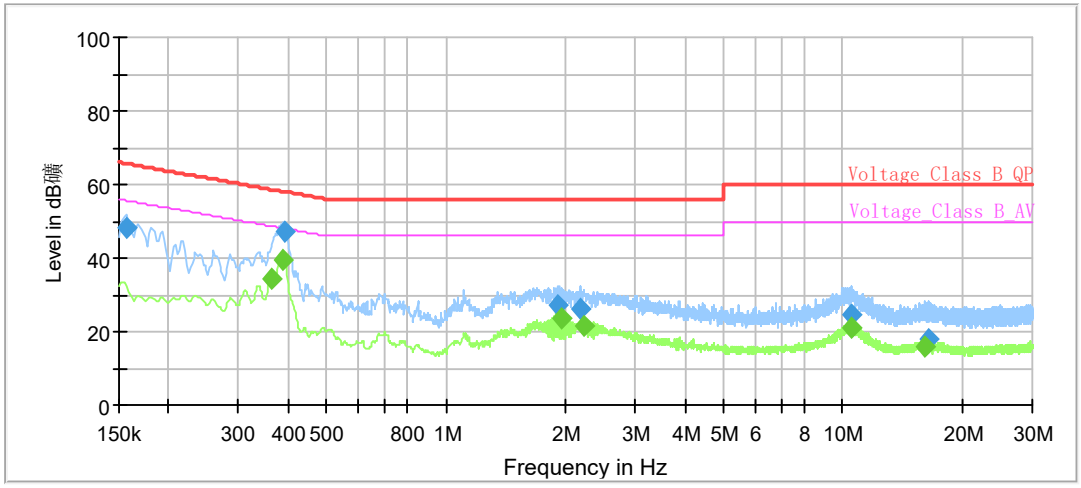

Frequency (MHz)	QuasiPeak (dBµV)	Average (dBµV)	Limit (dBµV)	Margin (dB)	Meas. Time (ms)	Bandwidth (kHz)	Line	Filter	Corr. (dB)
0.16	48.26	---	65.63	17.37	1000.0	9.000	N	ON	21.0
0.36	---	34.19	48.69	14.50	1000.0	9.000	N	ON	21.0
0.39	---	39.73	48.14	8.41	1000.0	9.000	N	ON	21.0
0.39	47.04	---	58.05	11.01	1000.0	9.000	N	ON	21.0
1.92	27.04	---	56.00	28.96	1000.0	9.000	N	ON	19.7
1.95	---	23.39	46.00	22.61	1000.0	9.000	N	ON	19.7
2.18	25.94	---	56.00	30.06	1000.0	9.000	N	ON	19.7
2.24	---	21.73	46.00	24.27	1000.0	9.000	N	ON	19.7
10.55	---	20.83	50.00	29.17	1000.0	9.000	N	ON	19.6
10.55	24.58	---	60.00	35.42	1000.0	9.000	N	ON	19.6
16.17	---	15.95	50.00	34.05	1000.0	9.000	N	ON	19.7
16.43	18.11	---	60.00	41.89	1000.0	9.000	N	ON	19.7

Remark: Correct factor=cable loss + LISN factor

N line Conducted Emission from 150 KHz to 30 MHz

This report shall not be reproduced except in full, without the written approval of Eurofins TA Technology (Shanghai) Co., Ltd.

6. Main Test Instruments

Name	Manufacturer	Type	Serial Number	Calibration Date	Expiration Date
Power sensor	R&S	NRP18S	101954	2023-05-12	2024-05-11
Spectrum Analyzer	KEYSIGHT	N9020A	MY51330870	2023-05-12	2024-05-11
DC power supply	UNI-T	UTP1306S+	2205D0517426	2022-12-10	2023-12-09
Climate Chamber	ESPEC	SU-242	93000506	2022-12-10	2023-12-09
Unwanted Emission					
EMI Test Receiver	R&S	ESR	102389	2023-05-12	2024-05-11
Signal Analyzer	R&S	FSV40	101186	2023-05-12	2024-05-11
Loop Antenna	SCHWARZBECK	FMZB1519	1519-047	2023-04-16	2026-04-15
Triple-Loop antenna	R&S	HM020E	101140	2021-06-07	2024-06-06
TRILOG Broadband Antenna	SCHWARZBECK	VULB 9163	1023	2023-07-14	2026-07-13
Horn Antenna	R&S	HF907	102723	2021-07-24	2024-07-23
Amplifier	R&S	SCU18	10034	2023-05-12	2024-05-11
Horn Antenna	ETS-Lindgren	3160-09	00102643	2021-10-10	2024-10-09
Horn Antenna	STEATITE	QSH-SL-26-40-K-15	16779	2023-01-17	2026-01-16
Preamplifier	MicroWave	TPA-003/ 30M-1000M	13030502	2023-05-12	2024-05-11
Software	R&S	EMC32	9.26.01	/	/
Conducted Emission					
Artificial main network	R&S	ENV216	102191	2022-12-13	2024-12-09
EMI Test Receiver	R&S	ESR	101667	2023-05-12	2024-05-11
Software	R&S	EMC32	10.35.10	/	/

This report shall not be reproduced except in full, without the written approval of Eurofins TA Technology (Shanghai) Co., Ltd.

ANNEX A: The EUT Appearance

The EUT Appearance are submitted separately.

This report shall not be reproduced except in full, without the written approval of Eurofins TA Technology (Shanghai) Co., Ltd.

ANNEX B: Test Setup Photos

The Test Setup Photos are submitted separately.

This report shall not be reproduced except in full, without the written approval of Eurofins TA Technology (Shanghai) Co., Ltd.

ANNEX C: Product Change Description

The Product Change Description are submitted separately.

******** END OF REPORT ********

This report shall not be reproduced except in full, without the written approval of Eurofins TA Technology (Shanghai) Co., Ltd.