30MHz Channel Bandwidth - Full RB

Low Channel ACP

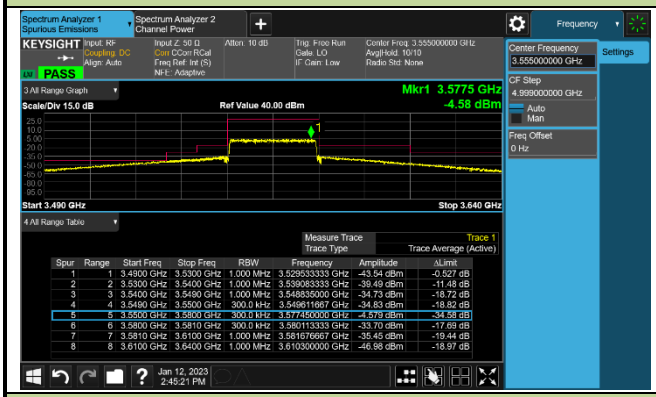

Spur	Range	Start Freq	Stop Freq	RBW	Frequency	Amplitude	ΔLimit
1	1	3.4900 GHz	3.5300 GHz	1.000 MHz	3.529833333 GHz	-43.54 dBm	-0.527 dB
2	2	3.5300 GHz	3.5400 GHz	1.000 MHz	3.539083333 GHz	-39.49 dBm	-11.48 dB
3	3	3.5400 GHz	3.5490 GHz	1.000 MHz	3.548835000 GHz	-34.73 dBm	-18.72 dB
4	4	3.5490 GHz	3.5500 GHz	300.0 kHz	3.549611667 GHz	-34.83 dBm	-18.82 dB
5	5	3.5500 GHz	3.5800 GHz	300.0 kHz	3.577450000 GHz	-4.579 dBm	-34.58 dB
6	6	3.5800 GHz	3.5810 GHz	300.0 kHz	3.580113333 GHz	-33.70 dBm	-17.69 dB
7	7	3.5810 GHz	3.6100 GHz	1.000 MHz	3.581676667 GHz	-35.45 dBm	-19.44 dB
8	8	3.6100 GHz	3.6400 GHz	1.000 MHz	3.610300000 GHz	-46.98 dBm	-18.97 dB

Middle Channel ACP

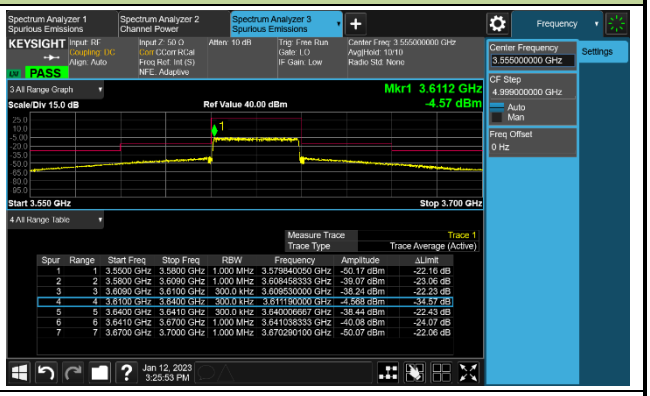

Spur	Range	Start Freq	Stop Freq	RBW	Frequency	Amplitude	ΔLimit
1	1	3.5500 GHz	3.5800 GHz	1.000 MHz	3.579840050 GHz	-50.17 dBm	-22.16 dB
2	2	3.5800 GHz	3.6090 GHz	1.000 MHz	3.608458333 GHz	-39.07 dBm	-23.06 dB
3	3	3.6090 GHz	3.6100 GHz	300.0 kHz	3.609530000 GHz	-38.24 dBm	-22.23 dB
4	4	3.6100 GHz	3.6400 GHz	300.0 kHz	3.611190000 GHz	-4.568 dBm	-34.57 dB
5	5	3.6400 GHz	3.6410 GHz	300.0 kHz	3.640005667 GHz	-38.44 dBm	-22.43 dB
6	6	3.6410 GHz	3.6700 GHz	1.000 MHz	3.641038333 GHz	-40.08 dBm	-24.07 dB
7	7	3.6700 GHz	3.7000 GHz	1.000 MHz	3.670290100 GHz	-50.07 dBm	-22.06 dB

High Channel ACP

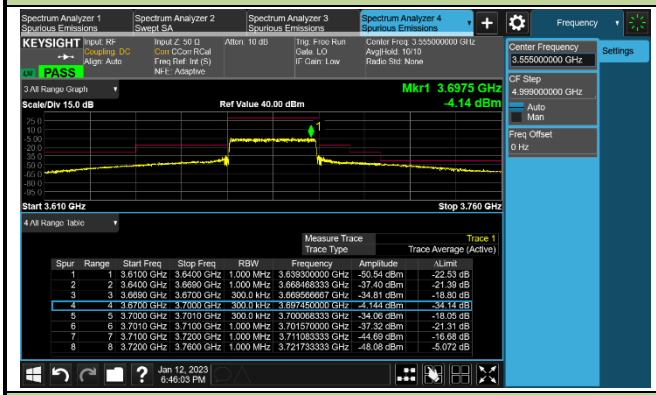

Spur	Range	Start Freq	Stop Freq	RBW	Frequency	Amplitude	ΔLimit
1	1	3.6100 GHz	3.6400 GHz	1.000 MHz	3.639300000 GHz	-50.54 dBm	-22.53 dB
2	2	3.6400 GHz	3.6690 GHz	1.000 MHz	3.668468333 GHz	-37.40 dBm	-21.39 dB
3	3	3.6690 GHz	3.6700 GHz	300.0 kHz	3.669566667 GHz	-34.81 dBm	-18.80 dB
4	4	3.6700 GHz	3.7000 GHz	300.0 kHz	3.697450000 GHz	-4.144 dBm	-34.14 dB
5	5	3.7000 GHz	3.7010 GHz	300.0 kHz	3.700068333 GHz	-34.06 dBm	-18.05 dB
6	6	3.7010 GHz	3.7100 GHz	1.000 MHz	3.701570000 GHz	-37.32 dBm	-21.31 dB
7	7	3.7100 GHz	3.7220 GHz	1.000 MHz	3.711083333 GHz	-44.69 dBm	-16.68 dB
8	8	3.7220 GHz	3.7600 GHz	1.000 MHz	3.721733333 GHz	-48.08 dBm	-5.072 dB

40MHz Channel Bandwidth - Full RB

Low Channel ACP

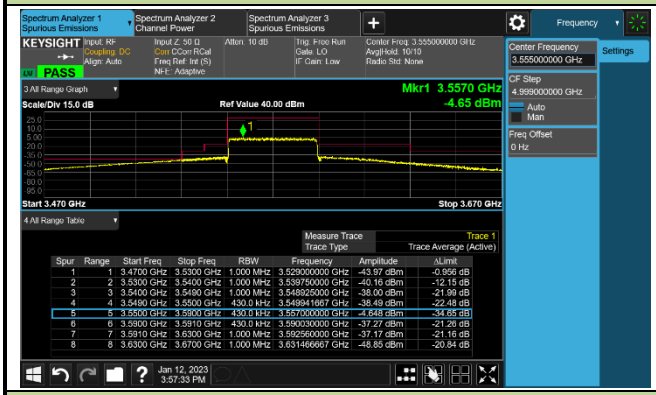

Spur	Range	Start Freq	Stop Freq	RBW	Frequency	Amplitude	ΔLimit
1	1	3.4700 GHz	3.5300 GHz	1.000 MHz	3.529000000 GHz	-43.97 dBm	-0.956 dB
2	2	3.5300 GHz	3.5400 GHz	1.000 MHz	3.539750000 GHz	-40.16 dBm	-12.15 dB
3	3	3.5400 GHz	3.5490 GHz	1.000 MHz	3.548925000 GHz	-38.00 dBm	-21.99 dB
4	4	3.5490 GHz	3.5500 GHz	430.0 kHz	3.549941667 GHz	-38.49 dBm	-22.48 dB
5	5	3.5500 GHz	3.5900 GHz	430.0 kHz	3.557000000 GHz	-4.648 dBm	-34.65 dB
6	6	3.5900 GHz	3.5910 GHz	430.0 kHz	3.590030000 GHz	-37.27 dBm	-21.26 dB
7	7	3.5910 GHz	3.6300 GHz	1.000 MHz	3.592560000 GHz	-37.17 dBm	-21.16 dB
8	8	3.6300 GHz	3.6700 GHz	1.000 MHz	3.631466667 GHz	-48.85 dBm	-20.84 dB

Middle Channel ACP

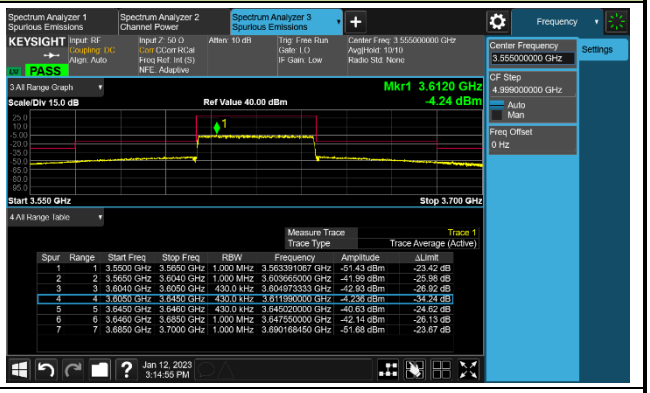

Spur	Range	Start Freq	Stop Freq	RBW	Frequency	Amplitude	ΔLimit
1	1	3.5500 GHz	3.5650 GHz	1.000 MHz	3.563391067 GHz	-51.43 dBm	-23.42 dB
2	2	3.5650 GHz	3.6040 GHz	1.000 MHz	3.603665000 GHz	-41.99 dBm	-25.98 dB
3	3	3.6040 GHz	3.6050 GHz	430.0 kHz	3.604973333 GHz	-42.93 dBm	-26.92 dB
4	4	3.6050 GHz	3.6450 GHz	430.0 kHz	3.611990000 GHz	-4.236 dBm	-34.24 dB
5	5	3.6450 GHz	3.6460 GHz	430.0 kHz	3.645020000 GHz	-40.63 dBm	-24.62 dB
6	6	3.6460 GHz	3.6850 GHz	1.000 MHz	3.647550000 GHz	-42.14 dBm	-26.13 dB
7	7	3.6850 GHz	3.7000 GHz	1.000 MHz	3.690168450 GHz	-51.68 dBm	-23.67 dB

High Channel ACP

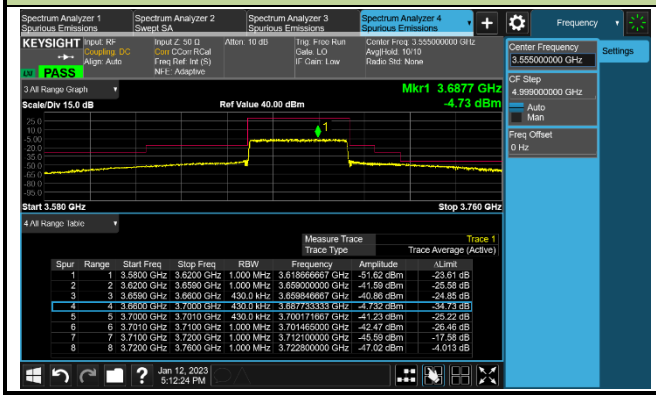

Spur	Range	Start Freq	Stop Freq	RBW	Frequency	Amplitude	ΔLimit
1	1	3.5800 GHz	3.6200 GHz	1.000 MHz	3.618666667 GHz	-51.62 dBm	-23.61 dB
2	2	3.6200 GHz	3.6590 GHz	1.000 MHz	3.659000000 GHz	-41.59 dBm	-25.58 dB
3	3	3.6590 GHz	3.6600 GHz	430.0 kHz	3.659846667 GHz	-40.86 dBm	-24.85 dB
4	4	3.6600 GHz	3.7000 GHz	430.0 kHz	3.687733333 GHz	-4.792 dBm	-34.73 dB
5	5	3.7000 GHz	3.7010 GHz	430.0 kHz	3.700171667 GHz	-41.23 dBm	-25.22 dB
6	6	3.7010 GHz	3.7100 GHz	1.000 MHz	3.701465000 GHz	-42.47 dBm	-26.46 dB
7	7	3.7100 GHz	3.7200 GHz	1.000 MHz	3.712100000 GHz	-45.59 dBm	-17.58 dB
8	8	3.7200 GHz	3.7600 GHz	1.000 MHz	3.722800000 GHz	-47.02 dBm	-4.013 dB

Test Site	SIP-SR1	Test Engineer	Candy Luo
Test Date	2023-01-12	Test Band	n48_UL MIMO (Port 3)

10MHz Channel Bandwidth - 1RB

Low Channel ACP

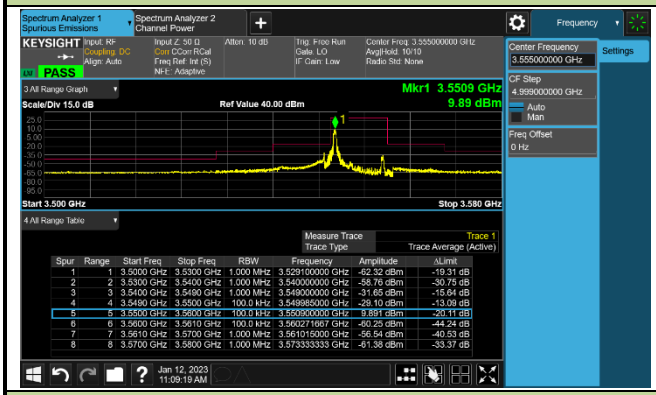

MiddleChannel ACP - Low RB Position

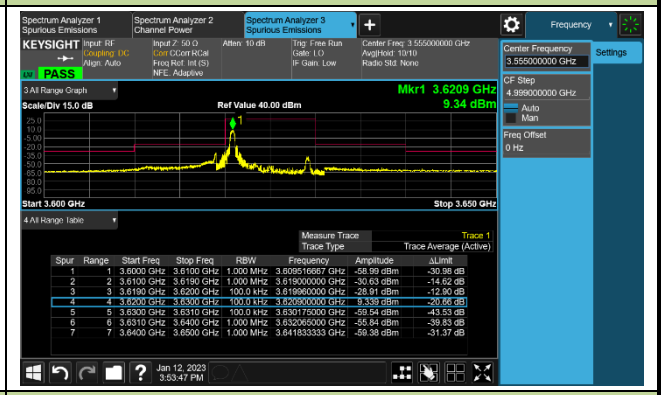

MiddleChannel ACP - High RB Position

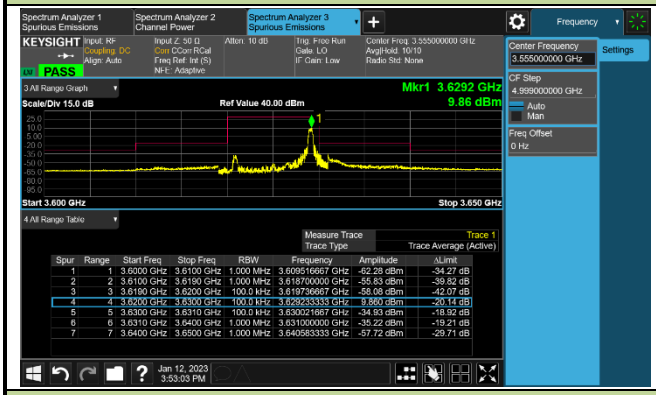

High Channel ACP

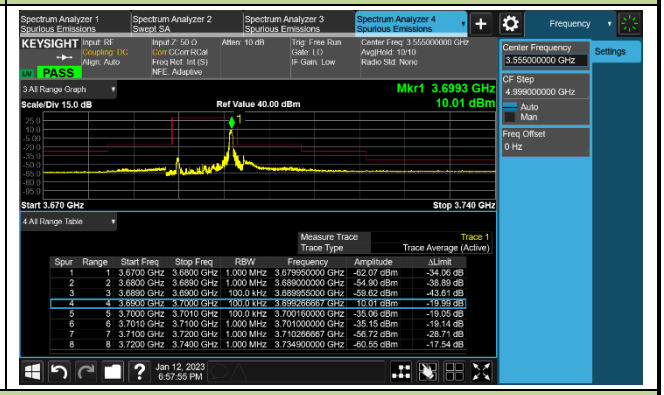

20MHz Channel Bandwidth - 1RB

Low Channel ACP

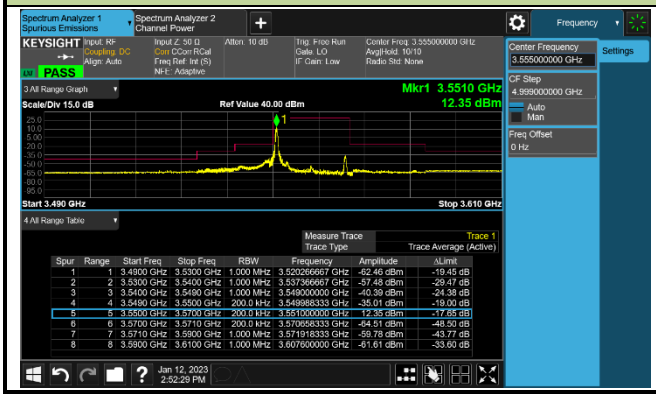

MiddleChannel ACP - Low RB Position

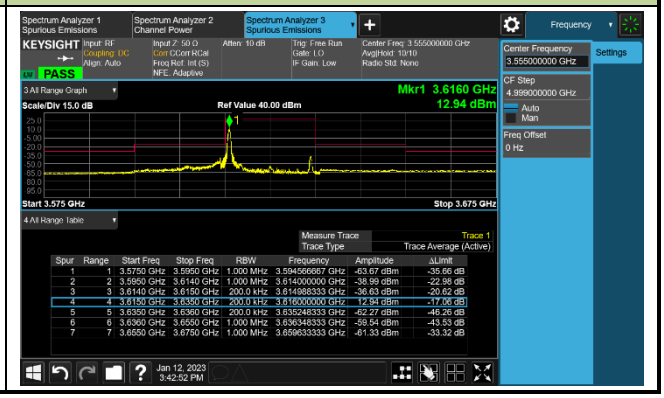

MiddleChannel ACP - High RB Position

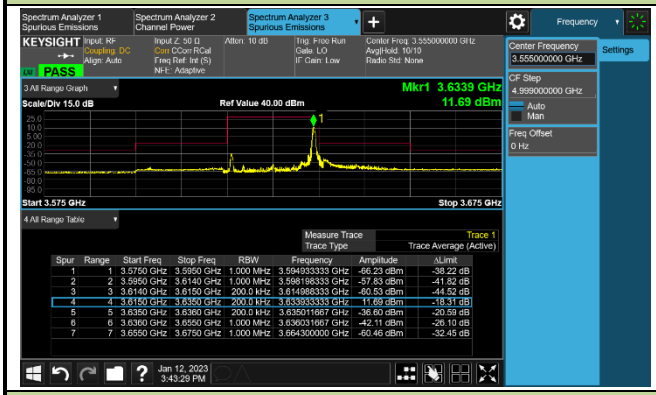

High Channel ACP

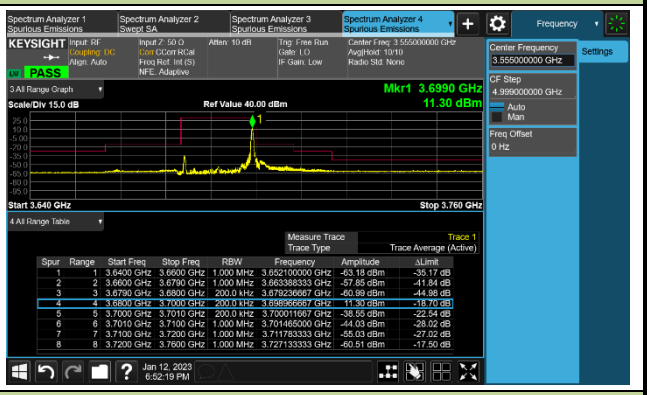

30MHz Channel Bandwidth - 1RB

Low Channel ACP

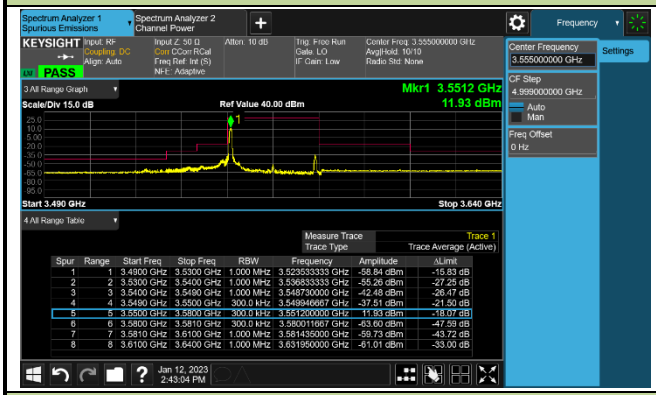

MiddleChannel ACP - Low RB Position

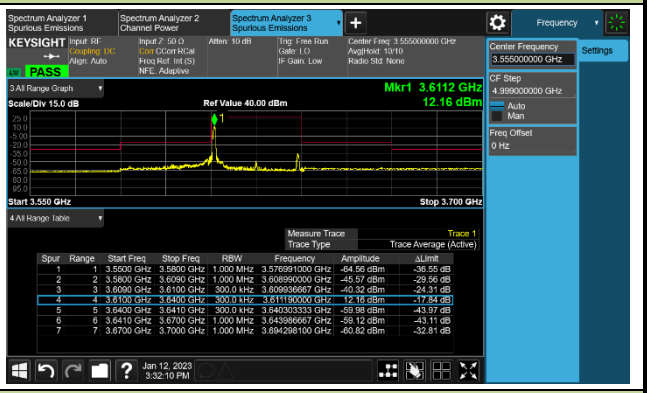

MiddleChannel ACP - High RB Position

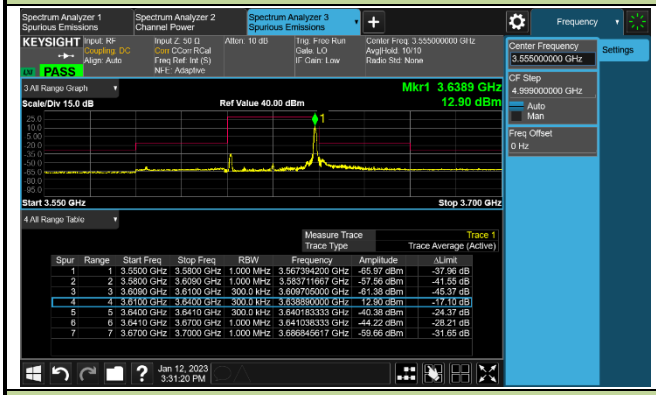

High Channel ACP

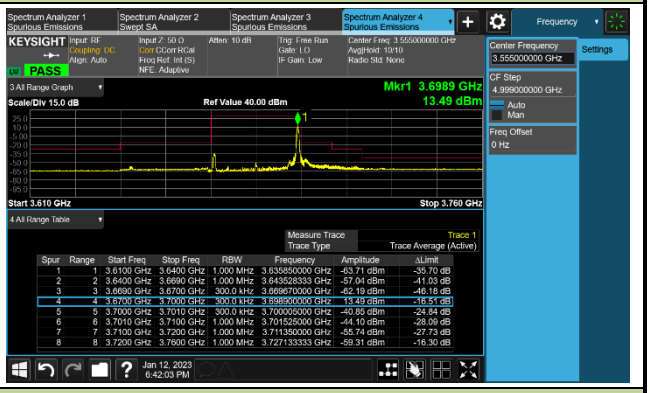

40MHz Channel Bandwidth - 1RB

Low Channel ACP

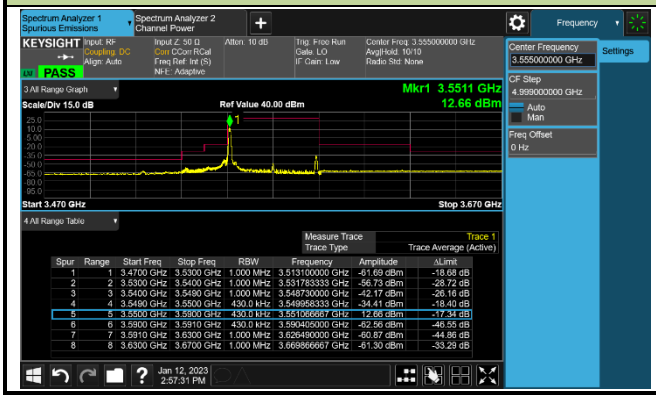

MiddleChannel ACP - Low RB Position

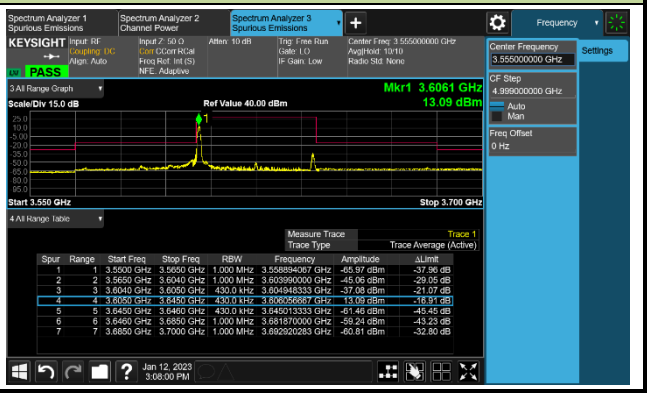

MiddleChannel ACP - High RB Position	High Channel ACP
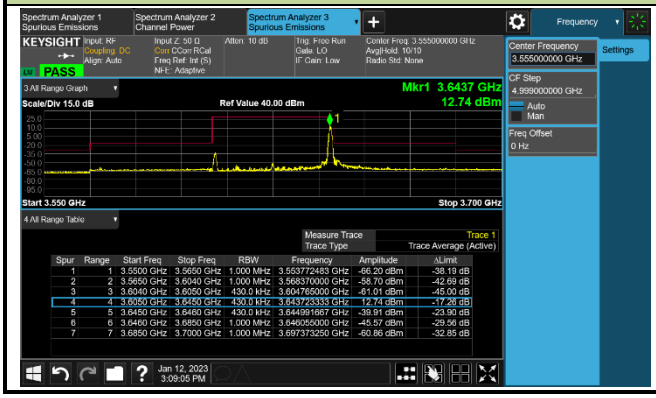	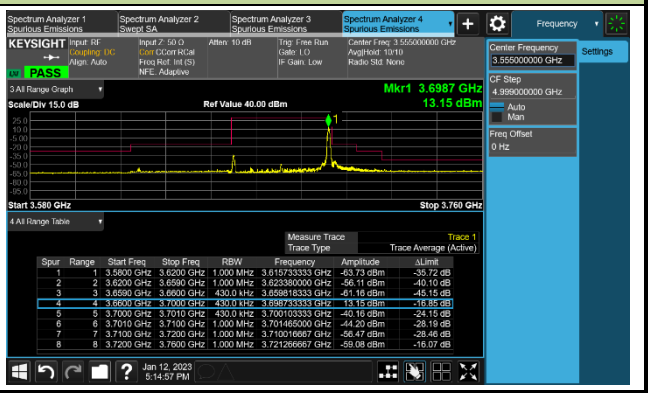

10MHz Channel Bandwidth - Full RB

Low Channel ACP

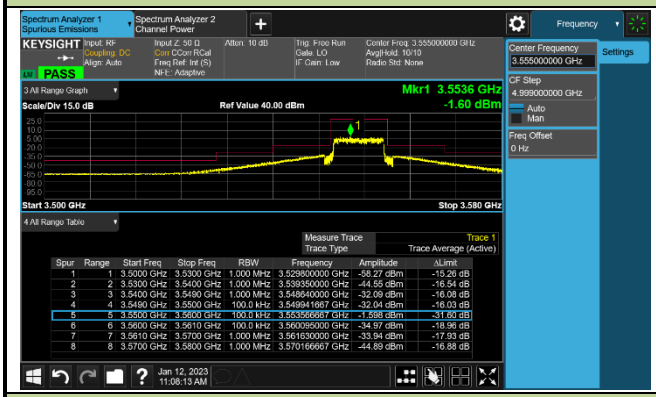

Middle Channel ACP

High Channel ACP

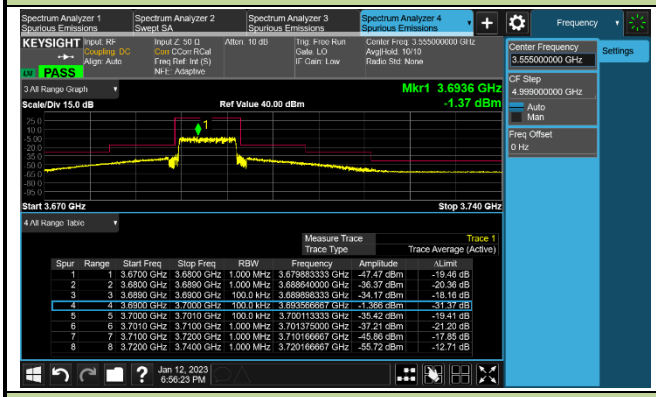

20MHz Channel Bandwidth - Full RB

Low Channel ACP

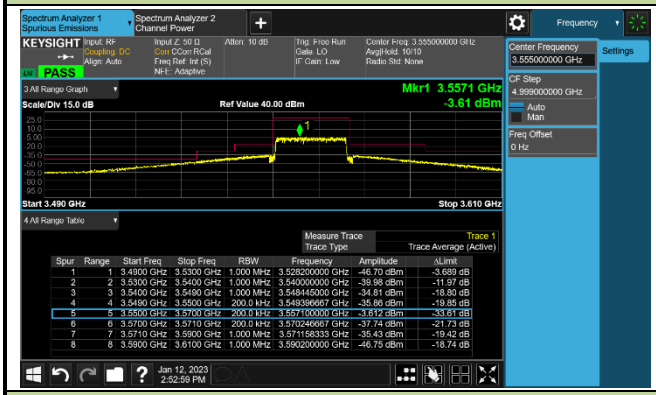

Middle Channel ACP

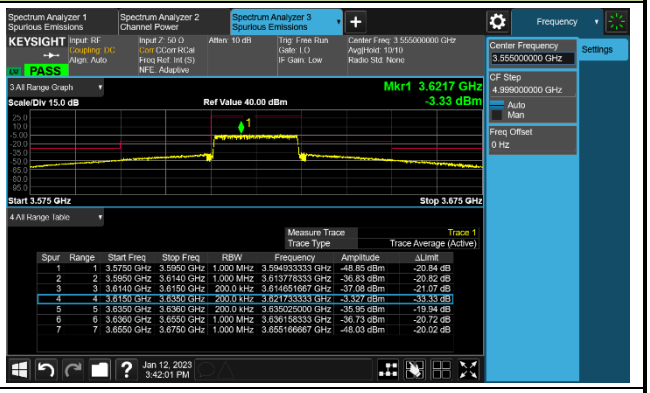

High Channel ACP

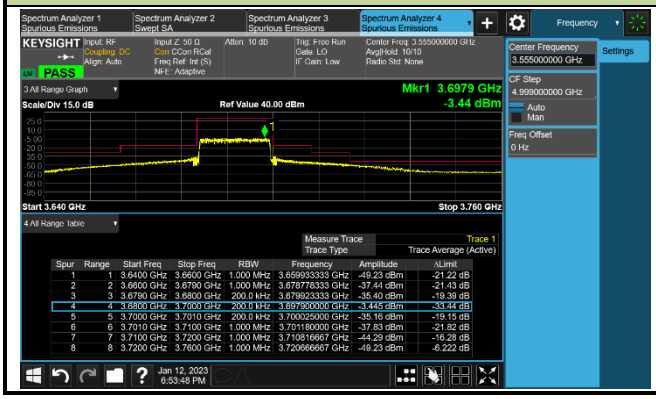

30MHz Channel Bandwidth - Full RB

Low Channel ACP

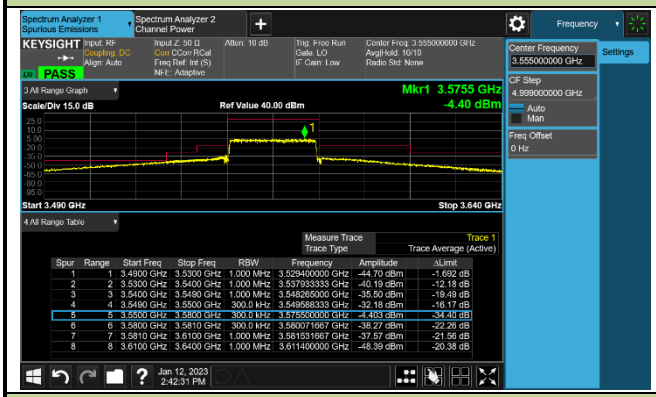

Middle Channel ACP

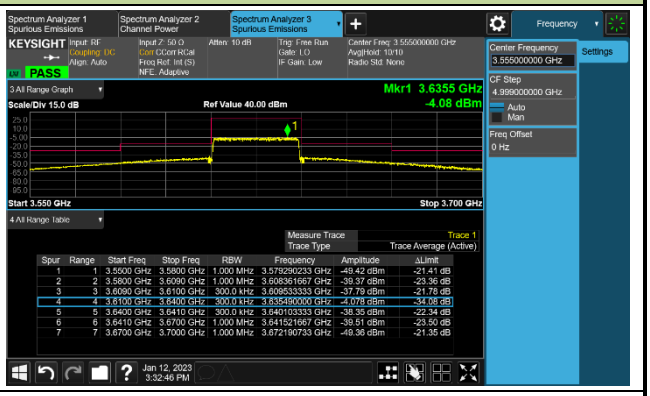

High Channel ACP

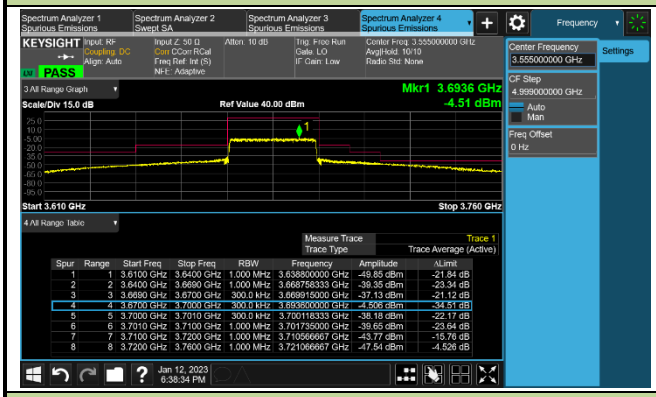

40MHz Channel Bandwidth - Full RB

Low Channel ACP

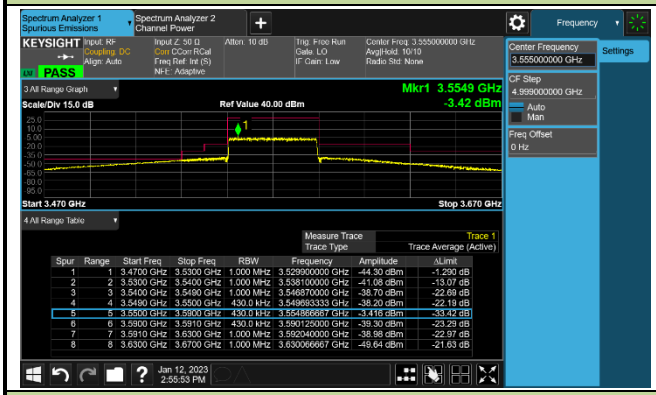

Middle Channel ACP

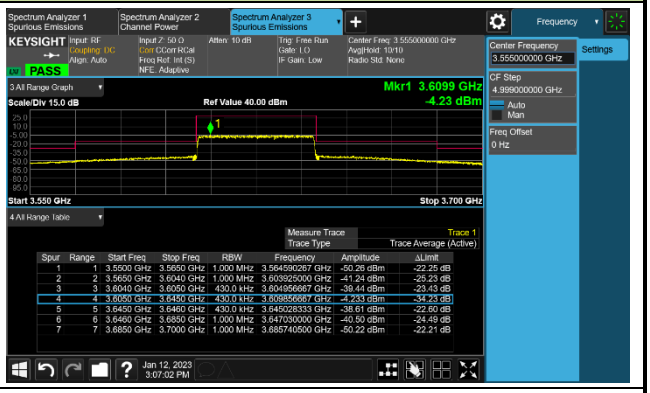

High Channel ACP

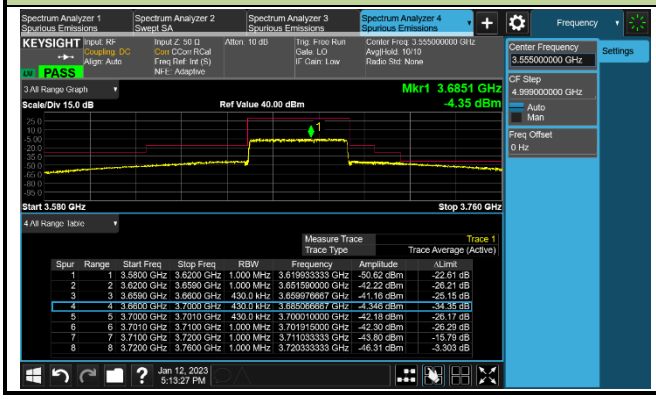

A.5 Conducted Spurious Emissions Test Result

Test Site	SIP-SR1	Test Engineer	Candy Luo
Test Date	2022-12-23	Test Band	n48_SA, 1RB, QPSK

Frequency (MHz)	Channel Bandwidth (MHz)	Frequency Range (MHz)	Max Spurious Emissions (dBm/MHz)	Limit (dBm/ MHz)	Result
3555.00	10	30 ~ 38000	-41.94	≤ -40.00	Pass
3624.99	10	30 ~ 38000	-41.05	≤ -40.00	Pass
3694.98	10	30 ~ 38000	-42.11	≤ -40.00	Pass
3560.01	20	30 ~ 38000	-41.87	≤ -40.00	Pass
3624.99	20	30 ~ 38000	-41.14	≤ -40.00	Pass
3690.00	20	30 ~ 38000	-41.53	≤ -40.00	Pass
3565.02	30	30 ~ 38000	-41.02	≤ -40.00	Pass
3624.99	30	30 ~ 38000	-41.61	≤ -40.00	Pass
3684.99	30	30 ~ 38000	-41.51	≤ -40.00	Pass
3570.00	40	30 ~ 38000	-41.78	≤ -40.00	Pass
3624.99	40	30 ~ 38000	-41.70	≤ -40.00	Pass
3679.98	40	30 ~ 38000	-41.55	≤ -40.00	Pass

10MHz Channel Bandwidth

Low Channel

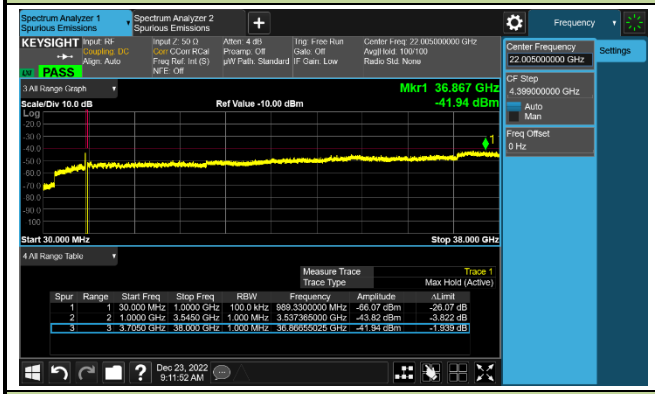

Middle Channel

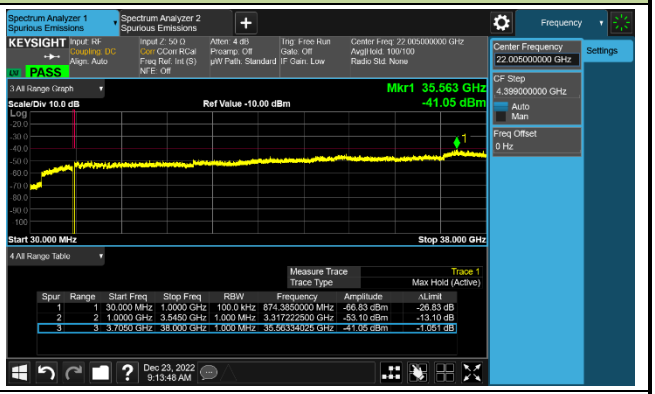

High Channel

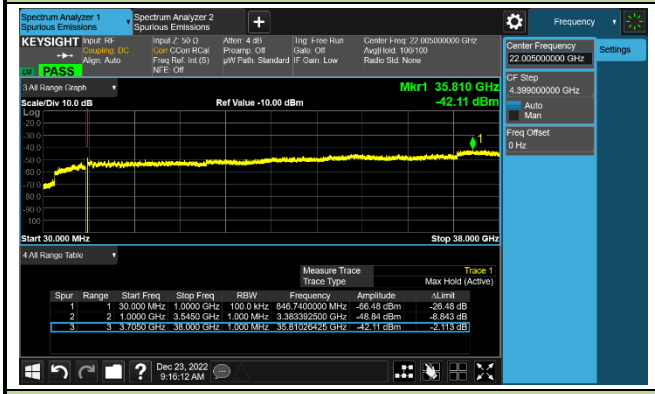

20MHz Channel Bandwidth

Low Channel

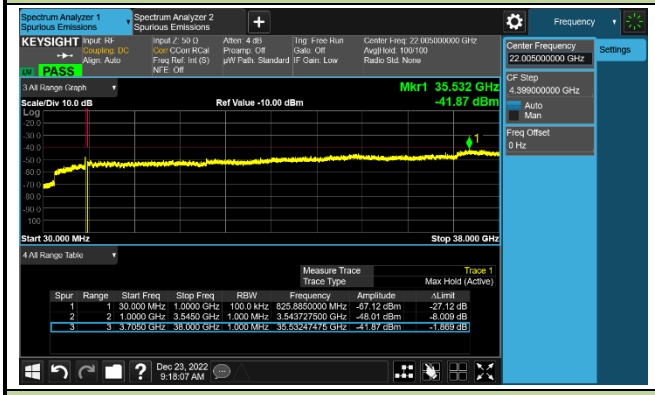

Middle Channel

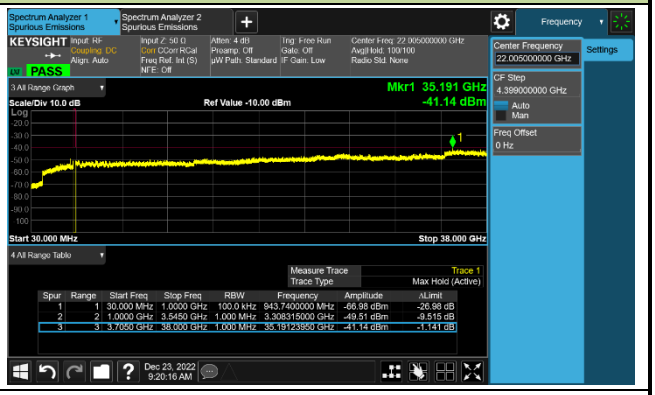

High Channel

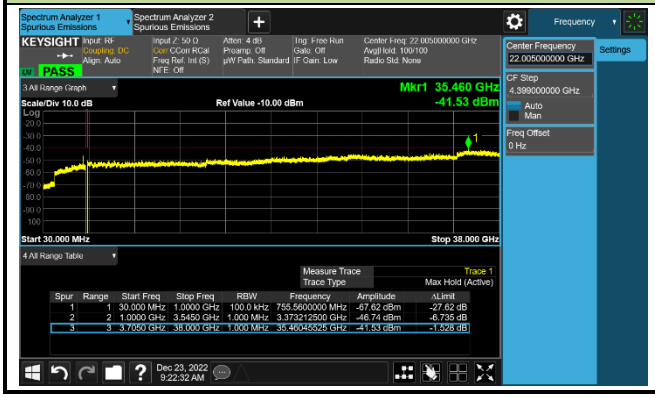

30MHz Channel Bandwidth

Low Channel

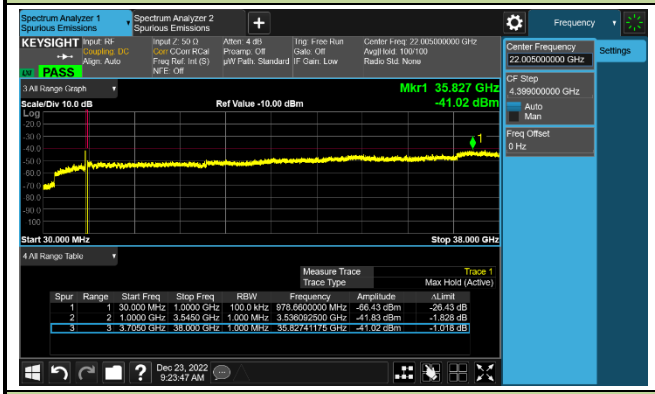

Middle Channel

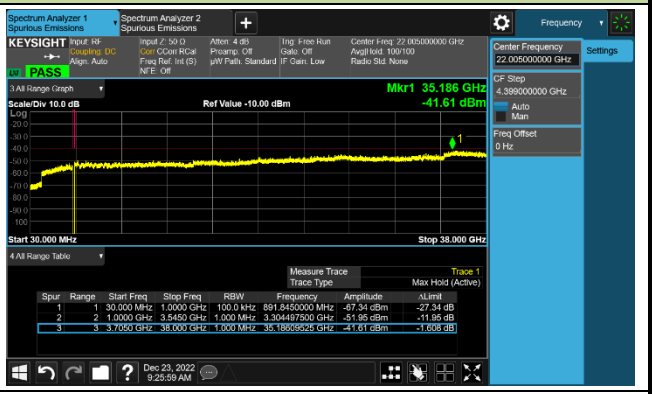

High Channel

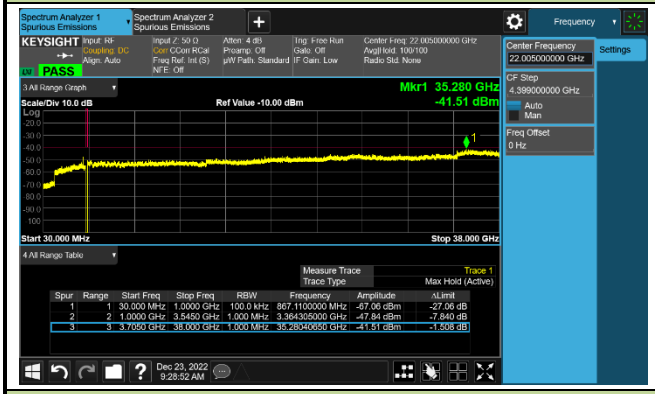

40MHz Channel Bandwidth

Low Channel

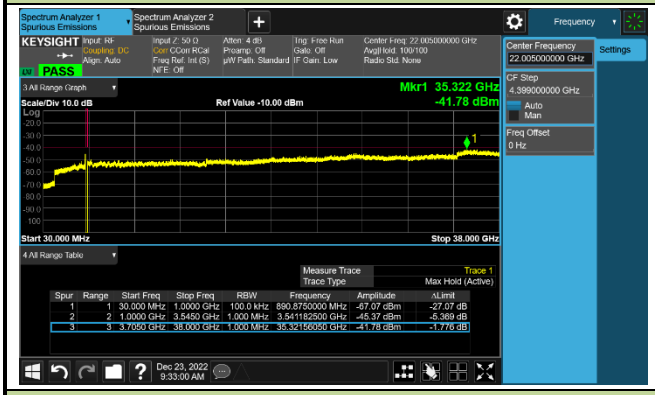

Middle Channel

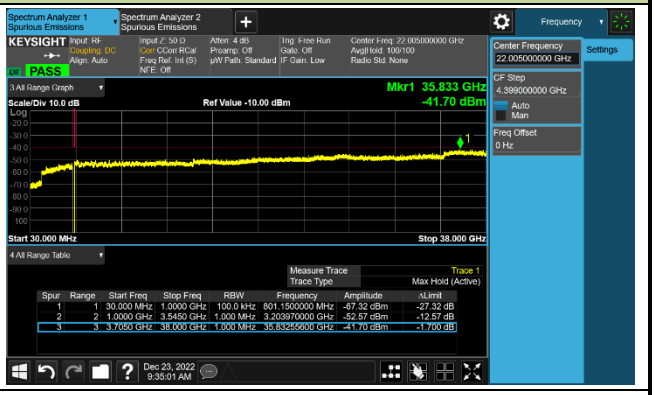

High Channel

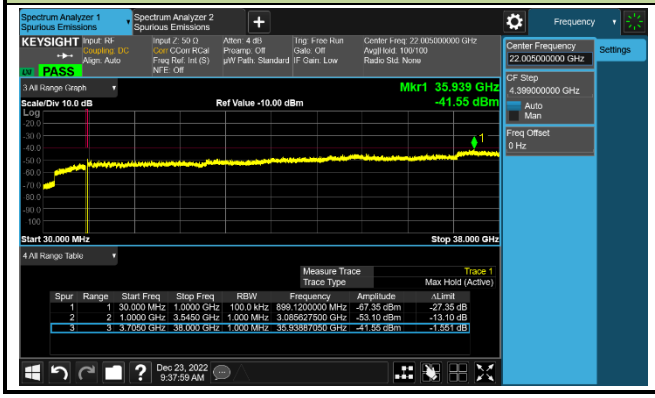

Test Site	SIP-SR1	Test Engineer	Candy Luo
Test Date	2023-01-17	Test Band	n48_UL MIMO (Port 0) 1RB, QPSK

Frequency (MHz)	Channel Bandwidth (MHz)	Frequency Range (MHz)	Max Spurious Emissions (dBm/MHz)	Limit (dBm/ MHz)	Result
3555.00	10	30 ~ 40000	-51.26	≤ -43.01	Pass
3624.99	10	30 ~ 40000	-51.05	≤ -43.01	Pass
3694.98	10	30 ~ 40000	-51.40	≤ -43.01	Pass
3560.01	20	30 ~ 40000	-51.60	≤ -43.01	Pass
3624.99	20	30 ~ 40000	-51.15	≤ -43.01	Pass
3690.00	20	30 ~ 40000	-51.48	≤ -43.01	Pass
3565.02	30	30 ~ 40000	-51.61	≤ -43.01	Pass
3624.99	30	30 ~ 40000	-51.49	≤ -43.01	Pass
3684.99	30	30 ~ 40000	-51.24	≤ -43.01	Pass
3570.00	40	30 ~ 40000	-51.36	≤ -43.01	Pass
3624.99	40	30 ~ 40000	-51.45	≤ -43.01	Pass
3679.98	40	30 ~ 40000	-51.12	≤ -43.01	Pass

10MHz Channel Bandwidth

Low Channel

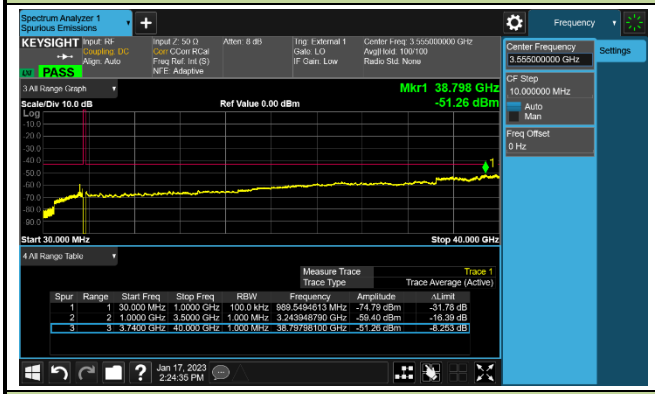

Middle Channel

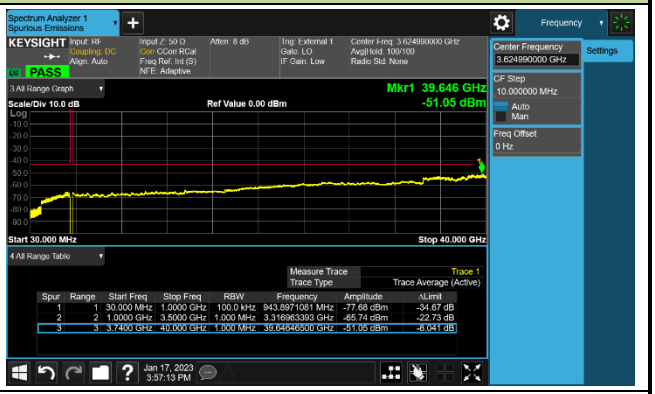

High Channel

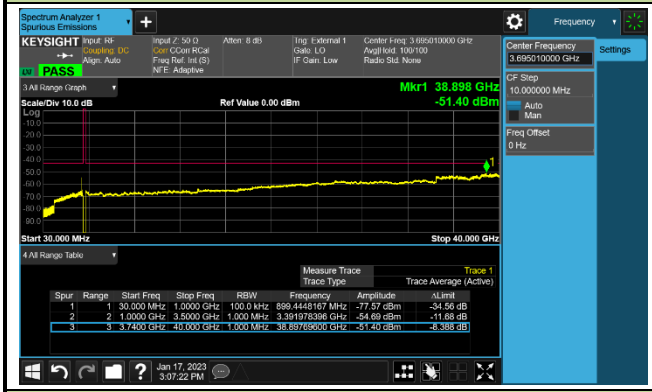

20MHz Channel Bandwidth

Low Channel

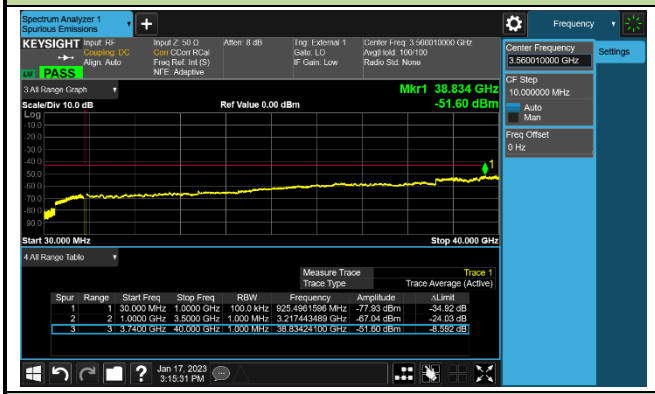

Middle Channel

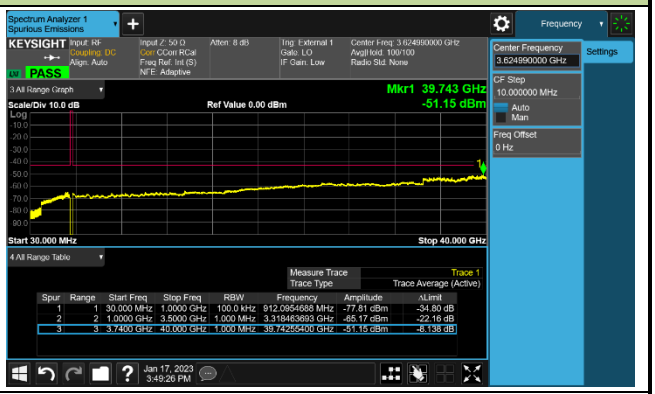

High Channel

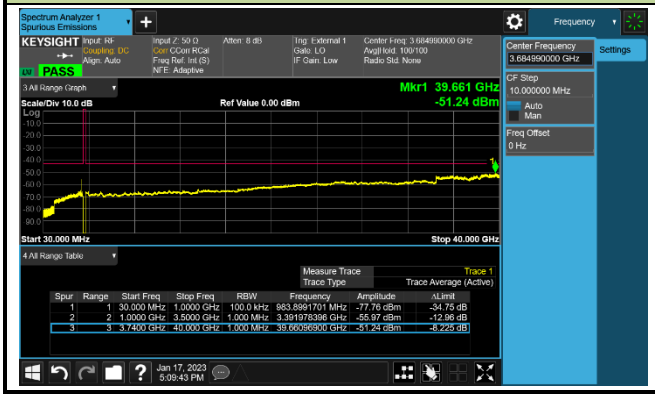

30MHz Channel Bandwidth

Low Channel

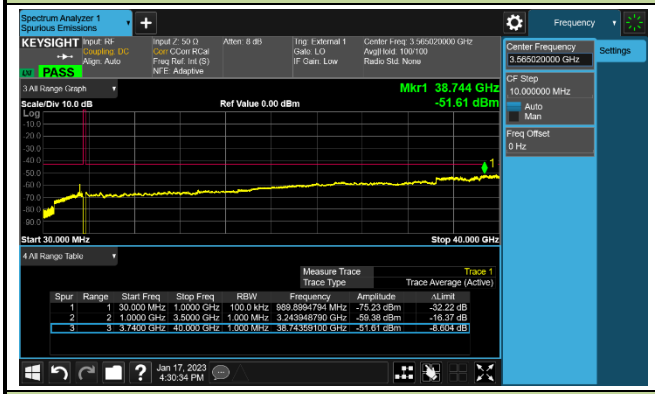

Middle Channel

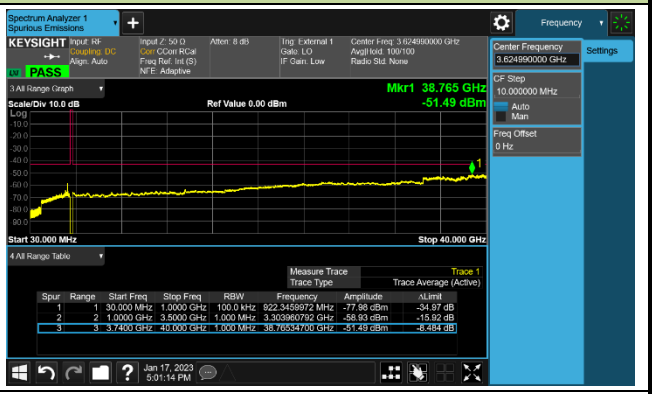

High Channel

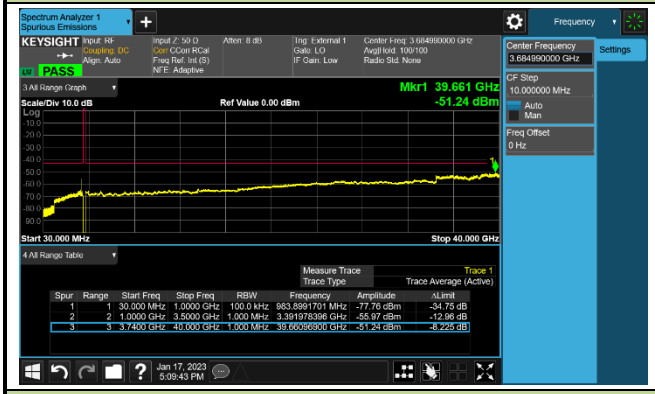

40MHz Channel Bandwidth

Low Channel

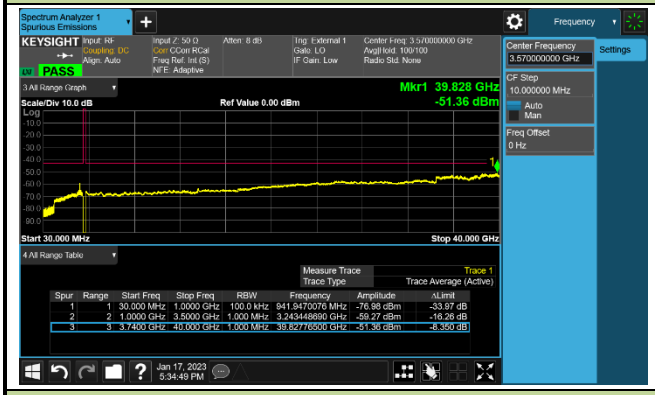

Middle Channel

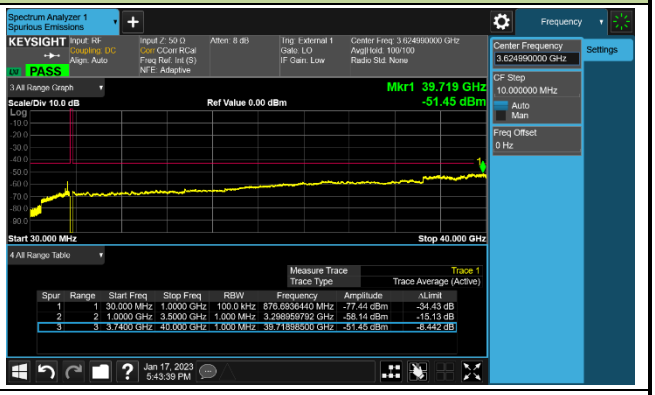

High Channel

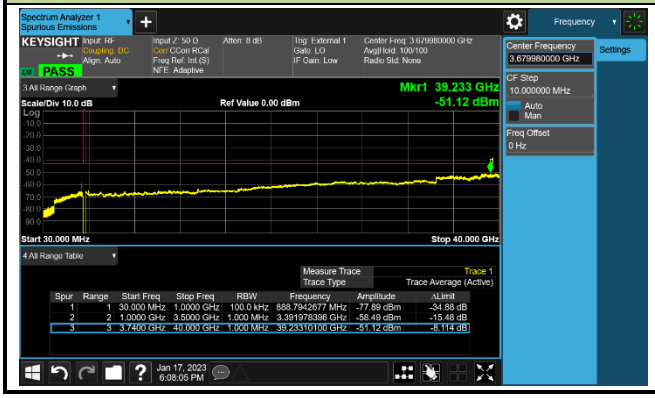

Test Site	SIP-SR1	Test Engineer	Candy Luo
Test Date	2023-01-17	Test Band	n48_UL MIMO (Port 3) 1RB, QPSK

Frequency (MHz)	Channel Bandwidth (MHz)	Frequency Range (MHz)	Max Spurious Emissions (dBm/MHz)	Limit (dBm/ MHz)	Result
3555.00	10	30 ~ 40000	-51.53	≤ -43.01	Pass
3624.99	10	30 ~ 40000	-51.29	≤ -43.01	Pass
3694.98	10	30 ~ 40000	-51.10	≤ -43.01	Pass
3560.01	20	30 ~ 40000	-51.51	≤ -43.01	Pass
3624.99	20	30 ~ 40000	-51.03	≤ -43.01	Pass
3690.00	20	30 ~ 40000	-51.48	≤ -43.01	Pass
3565.02	30	30 ~ 40000	-51.40	≤ -43.01	Pass
3624.99	30	30 ~ 40000	-51.19	≤ -43.01	Pass
3684.99	30	30 ~ 40000	-51.19	≤ -43.01	Pass
3570.00	40	30 ~ 40000	-51.33	≤ -43.01	Pass
3624.99	40	30 ~ 40000	-51.00	≤ -43.01	Pass
3679.98	40	30 ~ 40000	-51.00	≤ -43.01	Pass

10MHz Channel Bandwidth

Low Channel

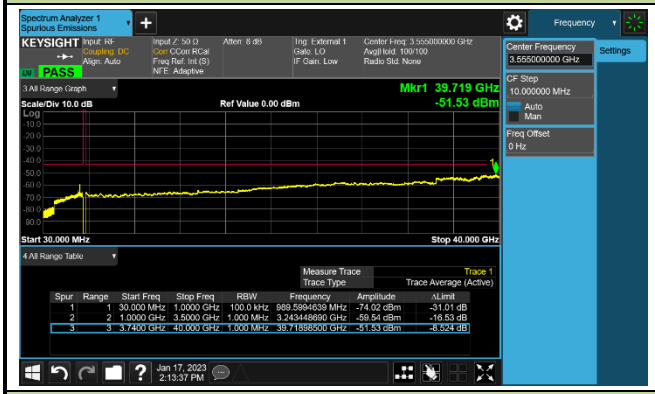

Middle Channel

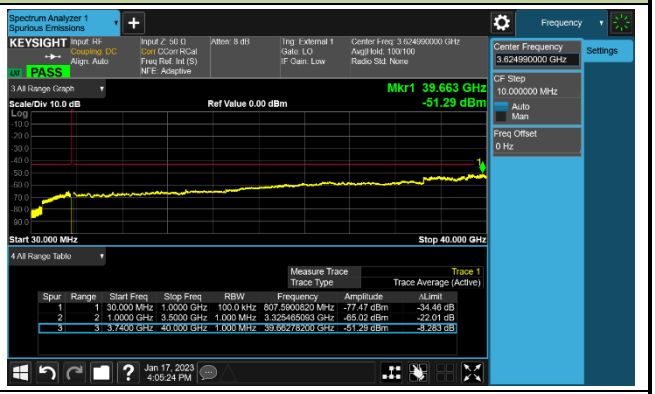

High Channel

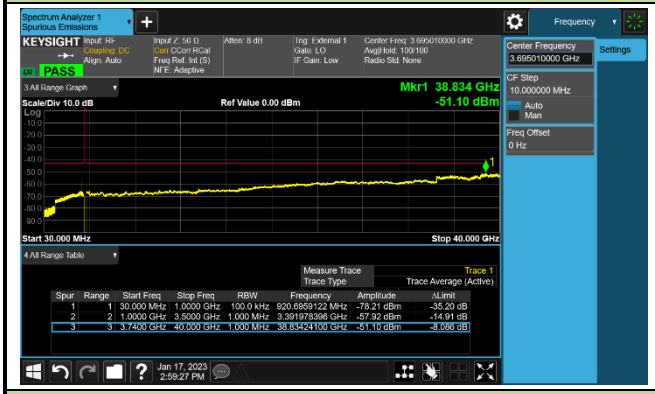

20MHz Channel Bandwidth

Low Channel

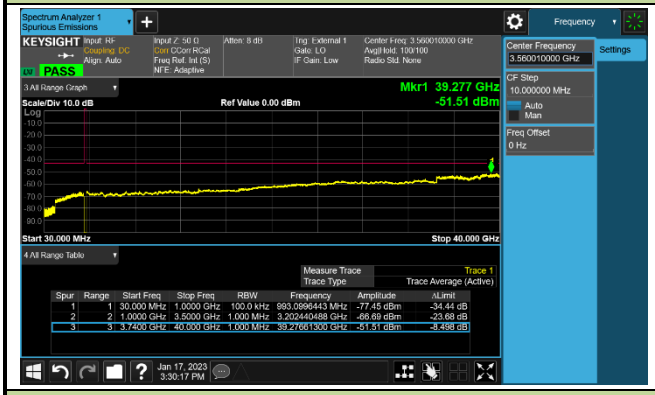

Middle Channel

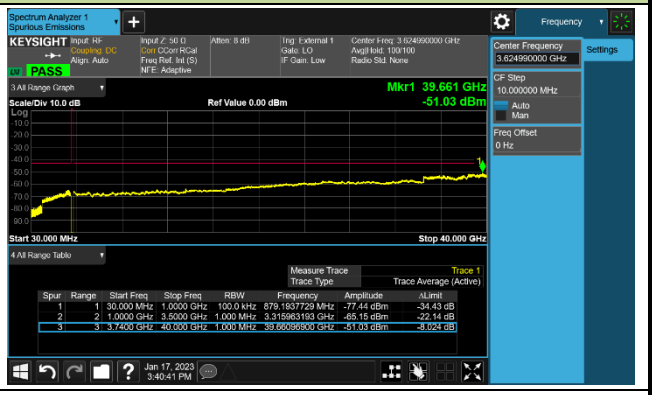

High Channel

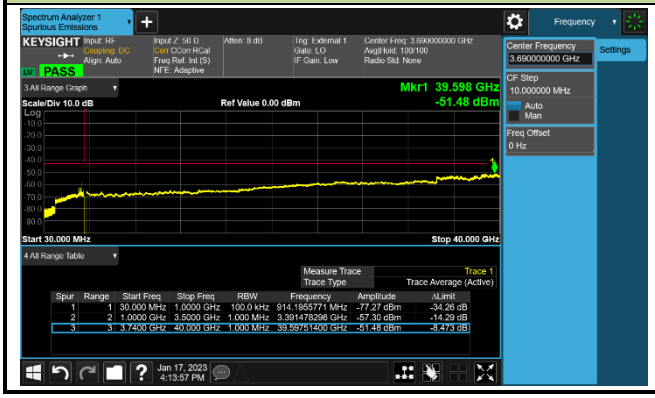

30MHz Channel Bandwidth

Low Channel

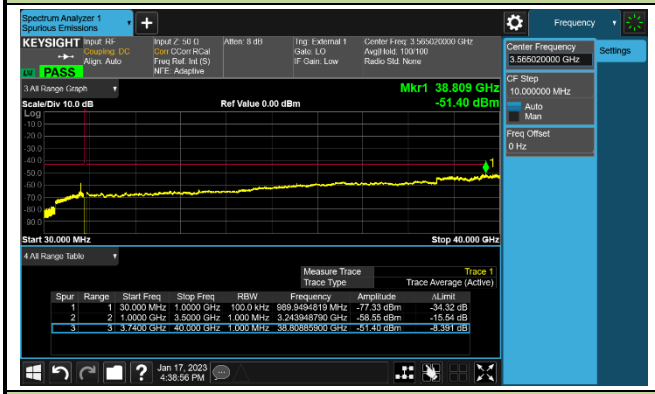

Middle Channel

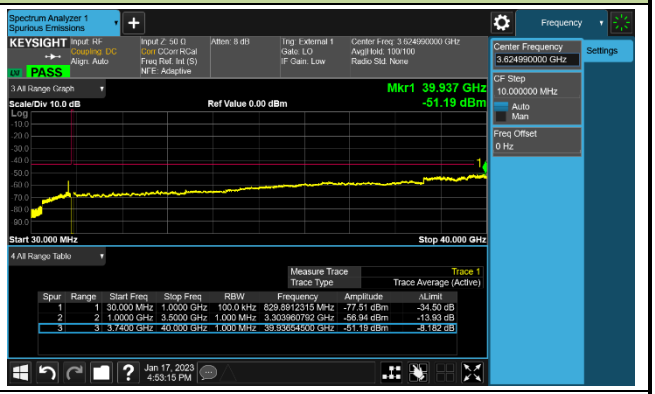

High Channel

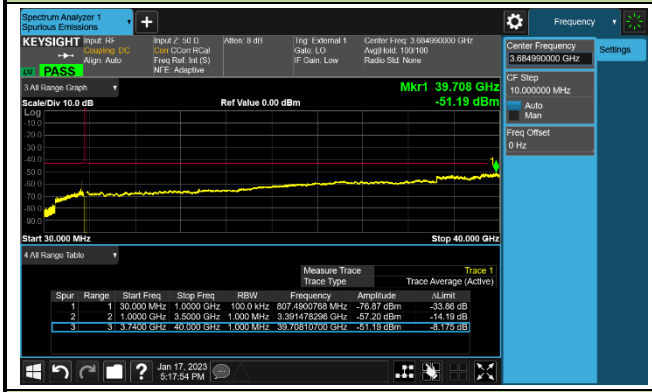

40MHz Channel Bandwidth

Low Channel

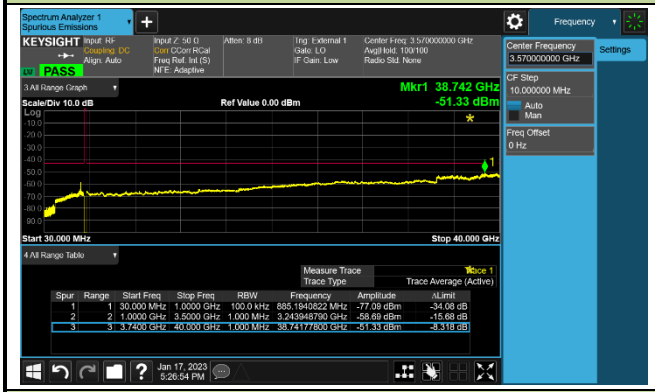

Middle Channel

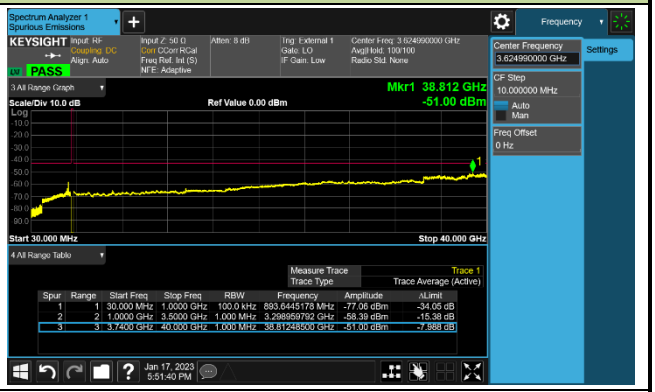

High Channel

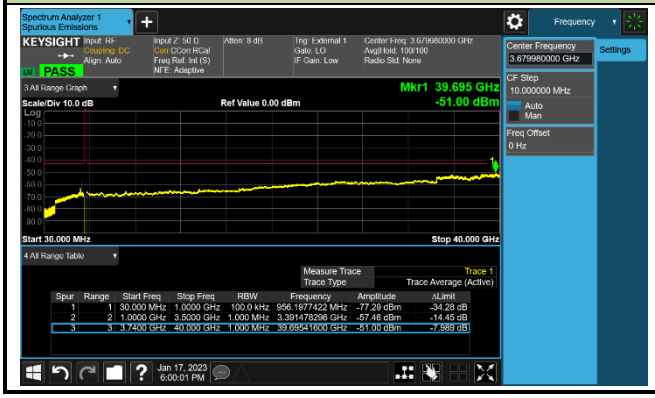

A.6 Radiated Spurious Emissions Test Result

Test Site	WZ-AC2	Test Engineer	Bob Zhang
Test Date	2023-01-06 ~ 2023-01-11	Test Band	n48_SA, 10MHz 1RB, QPSK

Frequency (MHz)	Reading Level (dBμV)	Factor (dB/m)	Measure Level(dBμV/m)	Limit (dBμV/m)	Margin (dB)	Detector	Polarization
Bottom Channel							
58.6	6.0	19.8	25.8	55.3	-29.5	Peak	Horizontal
826.9	3.9	30.1	34.0	55.3	-21.3	Peak	Horizontal
58.1	10.7	19.9	30.6	55.3	-24.7	Peak	Vertical
799.7	4.0	29.6	33.6	55.3	-21.7	Peak	Vertical
8633.0	33.3	12.9	46.2	55.3	-9.1	Peak	Horizontal
11336.0	32.1	17.7	49.8	55.3	-5.5	Peak	Horizontal
9219.5	31.2	14.3	45.5	55.3	-9.8	Peak	Vertical
10911.0	32.0	17.6	49.6	55.3	-5.7	Peak	Vertical
Middle Channel							
52.8	2.3	20.4	22.7	55.3	-32.6	Peak	Horizontal
804.1	4.6	29.6	34.2	55.3	-21.1	Peak	Horizontal
59.1	8.5	19.7	28.2	55.3	-27.1	Peak	Vertical
942.3	4.2	31.4	35.6	55.3	-19.7	Peak	Vertical
8021.0	32.7	12.0	44.7	55.3	-10.6	Peak	Horizontal
9976.0	33.1	14.6	47.7	55.3	-7.6	Peak	Horizontal
8701.0	33.4	12.9	46.3	55.3	-9.0	Peak	Vertical
10231.0	33.3	15.0	48.3	55.3	-7.0	Peak	Vertical
Top Channel							
58.6	3.2	19.8	23.0	55.3	-32.3	Peak	Horizontal
942.3	4.2	31.4	35.6	55.3	-19.7	Peak	Horizontal
55.7	7.8	20.2	28.0	55.3	-27.3	Peak	Vertical
803.1	4.7	29.6	34.3	55.3	-21.0	Peak	Vertical
8811.5	33.1	13.5	46.6	55.3	-8.7	Peak	Horizontal
11633.5	32.2	17.6	49.8	55.3	-5.5	Peak	Horizontal
8097.5	34.3	12.0	46.3	55.3	-9.0	Peak	Vertical
10129.0	33.7	14.4	48.1	55.3	-7.2	Peak	Vertical
Note: Measure Level (dBμV/m) = Reading Level (dBμV) + Factor (dB/m).							

Test Site	WZ-AC2	Test Engineer	Bob Zhang
Test Date	2023-01-08 ~ 2023-01-12	Test Band	n48_ENDC, 10MHz 1RB, QPSK

Frequency (MHz)	Reading Level (dBμV)	Factor (dB/m)	Measure Level(dBμV/m)	Limit (dBμV/m)	Margin (dB)	Detector	Polarization
Bottom Channel							
58.1	2.1	19.9	22.0	82.3	-60.3	Peak	Horizontal
770.6	2.2	29.3	31.5	82.3	-50.8	Peak	Horizontal
54.7	16.1	20.3	36.4	82.3	-45.9	Peak	Vertical
702.2	3.5	28.5	32.0	82.3	-50.3	Peak	Vertical
9304.5	33.0	14.3	47.3	82.3	-35.0	Peak	Horizontal
12254.0	32.3	18.0	50.3	82.3	-32.0	Peak	Horizontal
9891.0	33.8	14.2	48.0	82.3	-34.3	Peak	Vertical
13767.0	35.3	19.2	54.5	82.3	-27.8	Peak	Vertical
Note: Measure Level (dBμV/m) = Reading Level (dBμV) + Factor (dB/m).							

Test Site	WZ-AC2	Test Engineer	Bob Zhang
Test Date	2023-01-06 ~ 2023-01-15	Test Band	n48_MIMO, 10MHz 1RB, QPSK

Frequency (MHz)	Reading Level (dBμV)	Factor (dB/m)	Measure Level(dBμV/m)	Limit (dBμV/m)	Margin (dB)	Detector	Polarization
Bottom Channel							
47.5	3.1	20.3	23.4	55.3	-31.9	Peak	Horizontal
705.1	4.7	28.5	33.2	55.3	-22.1	Peak	Horizontal
56.2	9.2	20.1	29.3	55.3	-26.0	Peak	Vertical
755.1	3.7	29.5	33.2	55.3	-22.1	Peak	Vertical
8735.0	32.4	13.2	45.6	55.3	-9.7	Peak	Horizontal
12968.0	31.0	18.0	49.0	55.3	-6.3	Peak	Horizontal
8480.0	32.6	12.2	44.8	55.3	-10.5	Peak	Vertical
12611.0	31.2	17.8	49.0	55.3	-6.3	Peak	Vertical
Middle Channel							
52.3	1.1	20.4	21.5	55.3	-33.8	Peak	Horizontal
759.9	4.1	29.6	33.7	55.3	-21.6	Peak	Horizontal
58.1	10.9	19.9	30.8	55.3	-24.5	Peak	Vertical
723.1	4.1	28.7	32.8	55.3	-22.5	Peak	Vertical
8667.0	33.7	12.8	46.5	55.3	-8.8	Peak	Horizontal
12619.5	31.1	17.7	48.8	55.3	-6.5	Peak	Horizontal
9279.0	32.3	14.4	46.7	55.3	-8.6	Peak	Vertical
12271.0	29.4	17.4	46.8	55.3	-8.5	Peak	Vertical
Top Channel							
46.5	2.9	20.2	23.1	55.3	-32.2	Peak	Horizontal
902.0	4.8	31.2	36.0	55.3	-19.3	Peak	Horizontal
58.1	9.3	19.9	29.2	55.3	-26.1	Peak	Vertical
752.2	3.1	29.5	32.6	55.3	-22.7	Peak	Vertical
8973.0	33.7	13.5	47.2	55.3	-8.1	Peak	Horizontal
12840.5	30.6	17.7	48.3	55.3	-7.0	Peak	Horizontal
10316.0	33.2	15.5	48.7	55.3	-6.6	Peak	Vertical
11727.0	30.7	17.5	48.2	55.3	-7.1	Peak	Vertical
Note: Measure Level (dBμV/m) = Reading Level (dBμV) + Factor(dB/m).							

A.7 End User Device Additional Requirement (CBSD Protocol) Test Result

Test Site	WZ-SR6	Test Engineer	Jone Zhang
Test Date	2023-02-01	Test Band	CBSD transmit at 3580MHz (20MHz BW)

Frequency Operation	Discontinues Operations within 10s
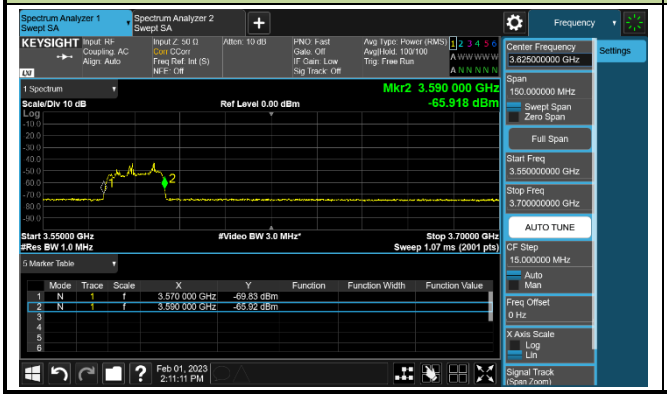	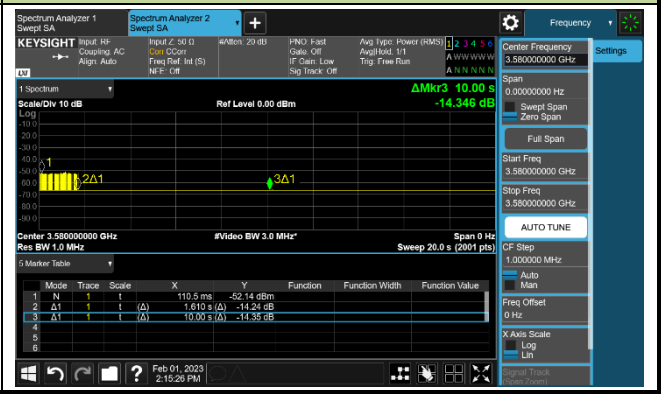

Marker 1: CBSD sends instructions to discontinue NR operations.

Marker 2: EUT discontinues operation.

Marker 3: 10 seconds elapsed time from CBSD sending instructions to EUT.

Test Site	WZ-SR6	Test Engineer	Jone Zhang
Test Date	2023-02-01	Test Band	CBSD transmit at 3680MHz (20MHz BW)

Frequency Operation	Discontinues Operations within 10s
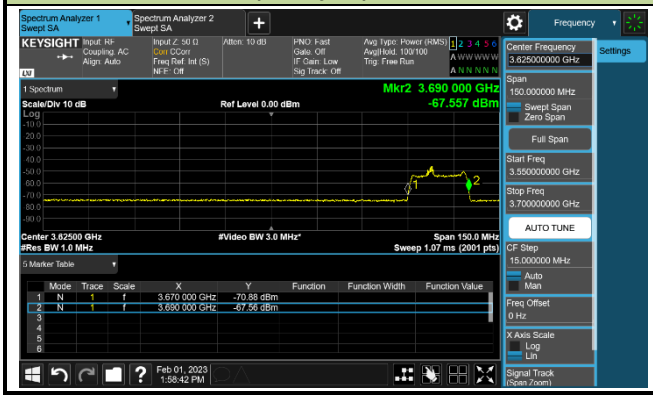	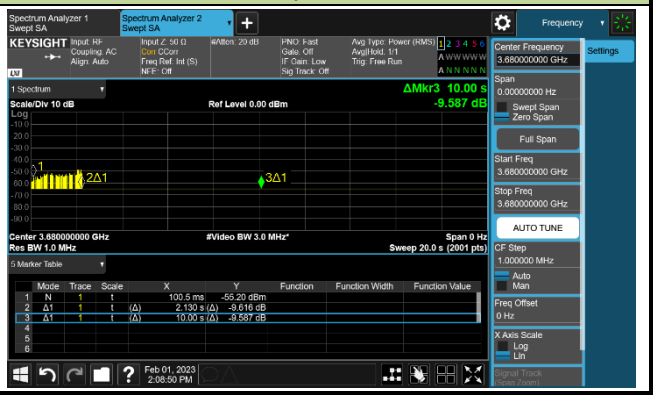

Marker 1: CBSD sends instructions to discontinue NR operations.

Marker 2: EUT discontinues operation.

Marker 3: 10 seconds elapsed time from CBSD sending instructions to EUT.

Appendix B - Test Setup Photograph

Refer to “2211RSU034-UT” file.

Appendix C - EUT Photograph

Refer to “2211RSU034-UE” file.

The End