15MHz Channel Bandwidth

Low Channel

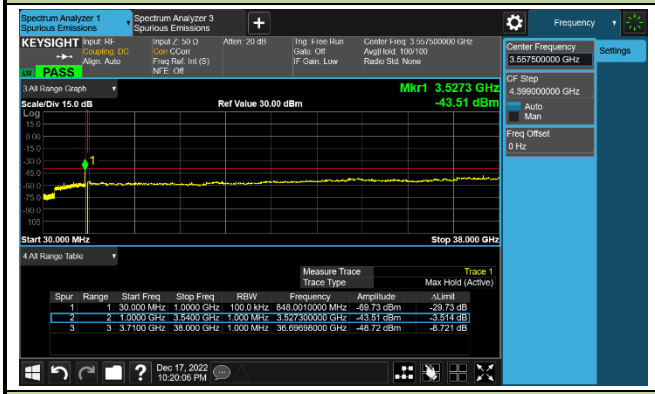

Middle Channel

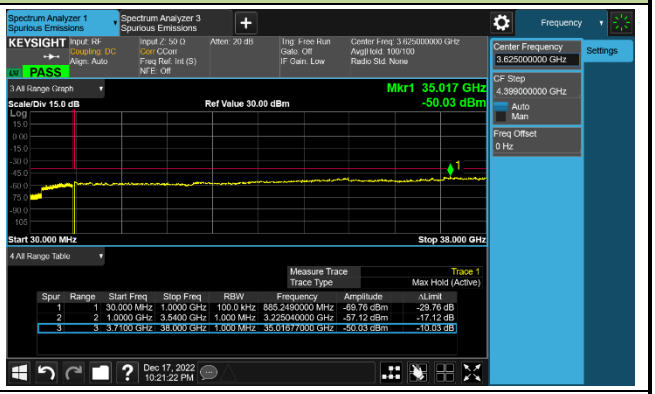

High Channel

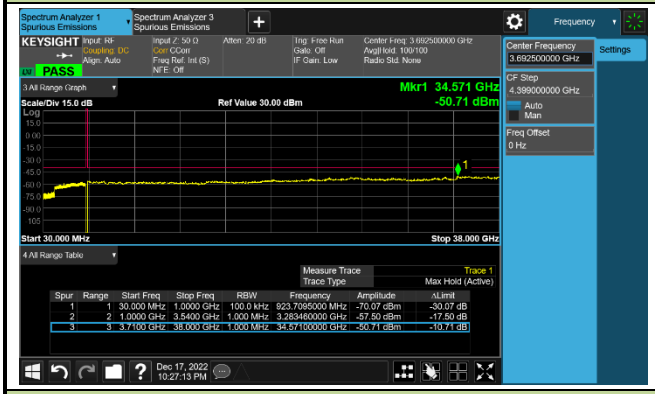

20MHz Channel Bandwidth

Low Channel

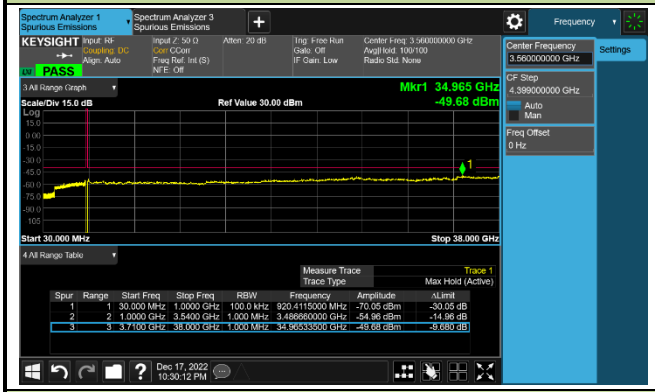

Middle Channel

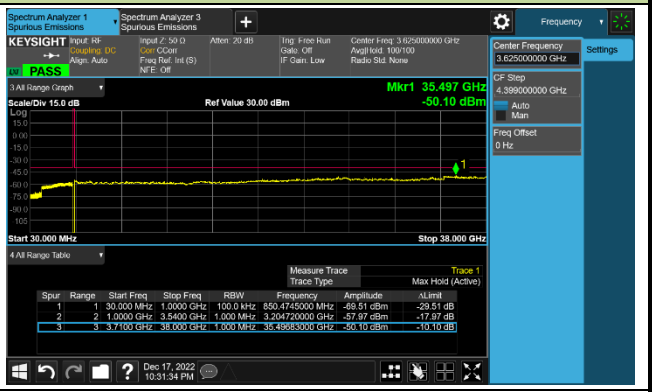

High Channel

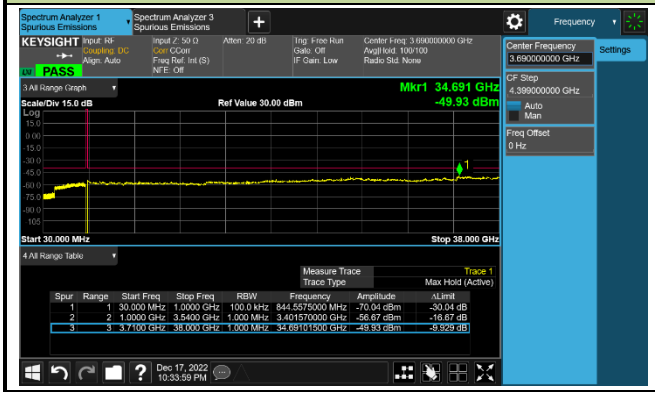

Test Site	SIP-SR1	Test Engineer	Allen Zou
Test Date	2023-02-02~2023-02-05	Test Band	Intra-Band CA_48C 1RB, QPSK

Frequency (MHz)		Channel Bandwidth (MHz)	Frequency Range (MHz)	Max Spurious Emissions (dBm)	Limit (dBm)	Result
PCC	SCC					
3553.3	3565.0	5+20	30 ~ 25000	-42.27	≤ -40.00	Pass
3615.8	3627.5	5+20	30 ~ 25000	-43.05	≤ -40.00	Pass
3678.3	3690.0	5+20	30 ~ 25000	-42.20	≤ -40.00	Pass
3560.0	3571.7	20+5	30 ~ 25000	-40.68	≤ -40.00	Pass
3622.5	3634.2	20+5	30 ~ 25000	-42.55	≤ -40.00	Pass
3685.0	3696.7	20+5	30 ~ 25000	-41.15	≤ -40.00	Pass
3555.5	3569.9	10+20	30 ~ 25000	-42.75	≤ -40.00	Pass
3615.6	3630.0	10+20	30 ~ 25000	-41.93	≤ -40.00	Pass
3675.6	3690.0	10+20	30 ~ 25000	-42.22	≤ -40.00	Pass
3560.0	3574.4	20+10	30 ~ 25000	-40.22	≤ -40.00	Pass
3620.1	3634.5	20+10	30 ~ 25000	-42.65	≤ -40.00	Pass
3680.1	3694.5	20+10	30 ~ 25000	-41.40	≤ -40.00	Pass
3557.8	3574.9	15+20	30 ~ 25000	-43.98	≤ -40.00	Pass
3615.3	3632.4	15+20	30 ~ 25000	-42.78	≤ -40.00	Pass
3672.9	3690.0	15+20	30 ~ 25000	-42.27	≤ -40.00	Pass
3560.0	3577.1	20+15	30 ~ 25000	-43.50	≤ -40.00	Pass
3617.6	3634.7	20+15	30 ~ 25000	-40.38	≤ -40.00	Pass
3675.1	3692.2	20+15	30 ~ 25000	-41.96	≤ -40.00	Pass
3560.0	3579.8	20+20	30 ~ 25000	-45.46	≤ -40.00	Pass
3615.1	3634.9	20+20	30 ~ 25000	-42.84	≤ -40.00	Pass
3670.2	3690.0	20+20	30 ~ 25000	-41.47	≤ -40.00	Pass

Frequency (MHz)		Channel Bandwidth (MHz)	Frequency Range (MHz)	Max Spurious Emissions (dBm)	Limit (dBm)	Result
PCC	SCC					
3553.3	3565.0	5+20	25000 ~ 40000	-44.78	≤ -40.00	Pass
3615.8	3627.5	5+20	25000 ~ 40000	-44.69	≤ -40.00	Pass
3678.3	3690.0	5+20	25000 ~ 40000	-45.15	≤ -40.00	Pass
3560.0	3571.7	20+5	25000 ~ 40000	-44.27	≤ -40.00	Pass
3622.5	3634.2	20+5	25000 ~ 40000	-44.28	≤ -40.00	Pass
3685.0	3696.7	20+5	25000 ~ 40000	-44.87	≤ -40.00	Pass
3555.5	3569.9	10+20	25000 ~ 40000	-43.41	≤ -40.00	Pass
3615.6	3630.0	10+20	25000 ~ 40000	-43.51	≤ -40.00	Pass
3675.6	3690.0	10+20	25000 ~ 40000	-44.51	≤ -40.00	Pass
3560.0	3574.4	20+10	25000 ~ 40000	-44.03	≤ -40.00	Pass
3620.1	3634.5	20+10	25000 ~ 40000	-43.59	≤ -40.00	Pass
3680.1	3694.5	20+10	25000 ~ 40000	-44.00	≤ -40.00	Pass
3557.8	3574.9	15+20	25000 ~ 40000	-44.78	≤ -40.00	Pass
3615.3	3632.4	15+20	25000 ~ 40000	-43.51	≤ -40.00	Pass
3672.9	3690.0	15+20	25000 ~ 40000	-43.87	≤ -40.00	Pass
3560.0	3577.1	20+15	25000 ~ 40000	-45.11	≤ -40.00	Pass
3617.6	3634.7	20+15	25000 ~ 40000	-43.46	≤ -40.00	Pass
3675.1	3692.2	20+15	25000 ~ 40000	-44.00	≤ -40.00	Pass
3560.0	3579.8	20+20	25000 ~ 40000	-44.45	≤ -40.00	Pass
3615.1	3634.9	20+20	25000 ~ 40000	-44.79	≤ -40.00	Pass
3670.2	3690.0	20+20	25000 ~ 40000	-44.24	≤ -40.00	Pass

5+20MHz Channel Bandwidth

Lowest Channel

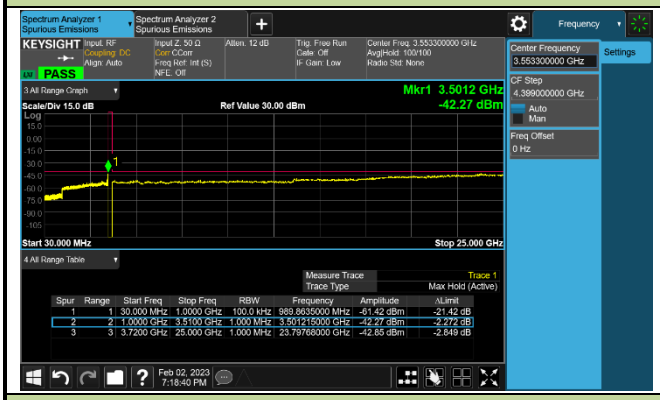

Middle Channel/1RB@0 and 1RB@99

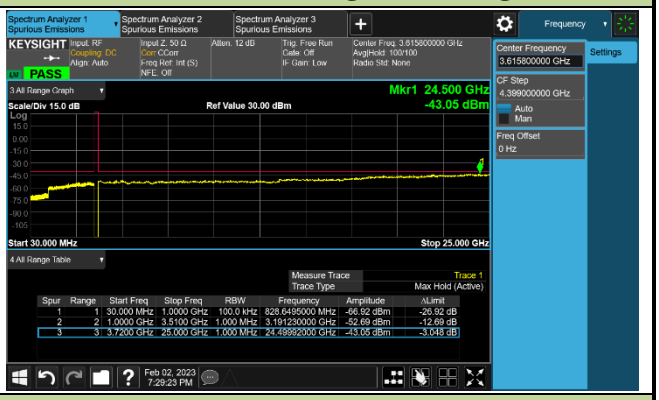

Middle Channel/1RB@24 and 1RB@0

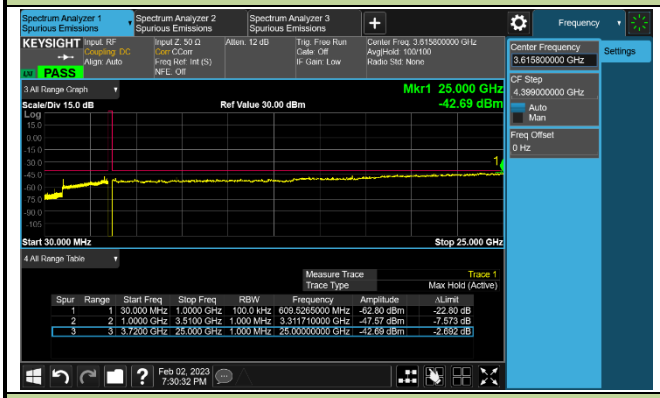

Highest Channel

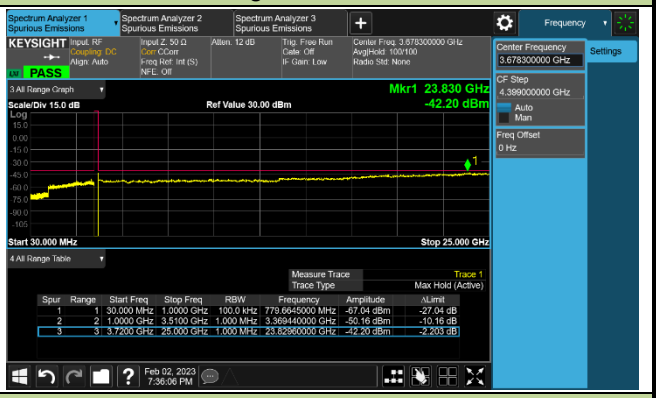

20+5MHz Channel Bandwidth

Lowest Channel

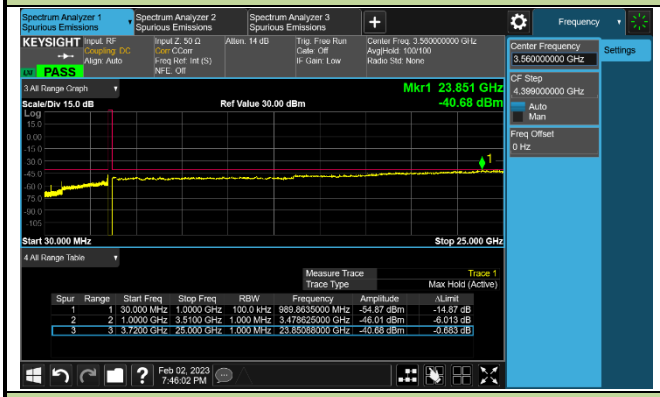

Middle Channel/1RB@0 and 1RB@24

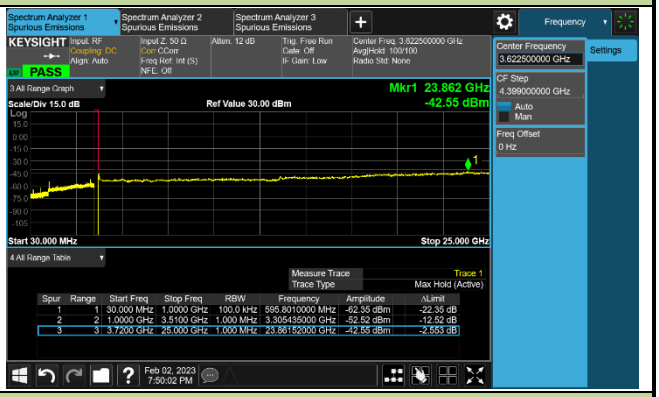

Middle Channel/1RB@99 and 1RB@0

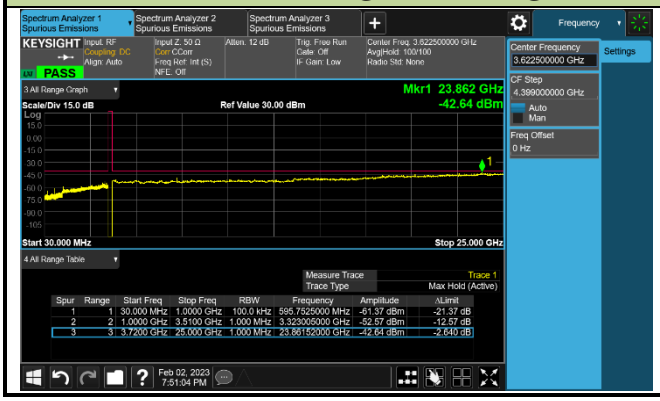

Highest Channel

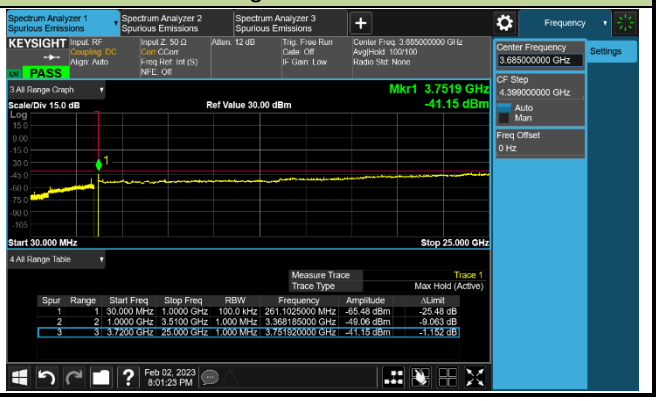

10+20MHz Channel Bandwidth

Lowest Channel

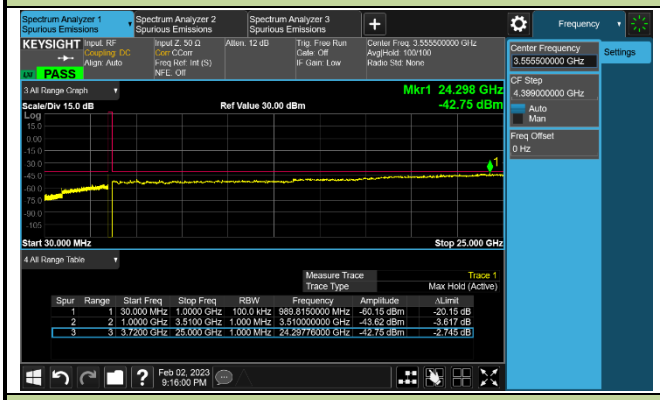

Middle Channel/1RB@0 and 1RB@99

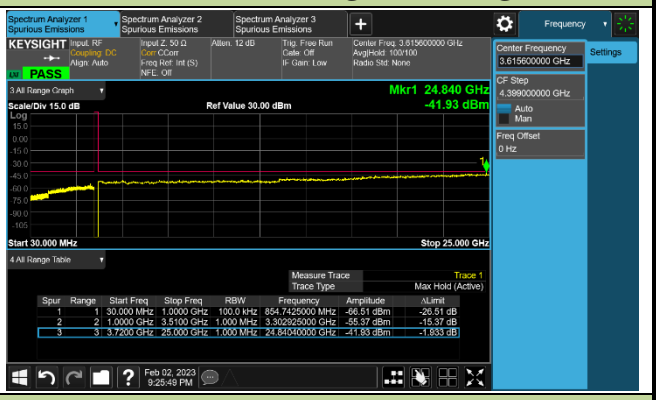

Middle Channel/1RB@49 and 1RB@0

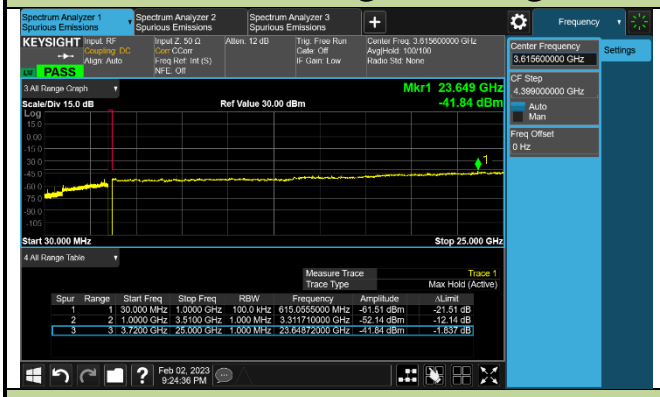

Highest Channel

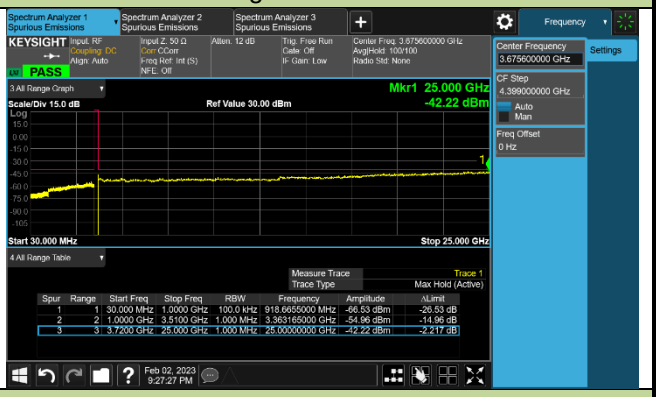

20+10MHz Channel Bandwidth

Lowest Channel

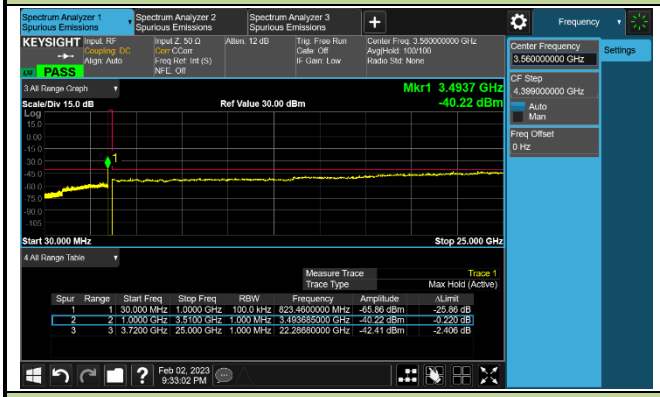

Middle Channel/1RB@0 and 1RB@49

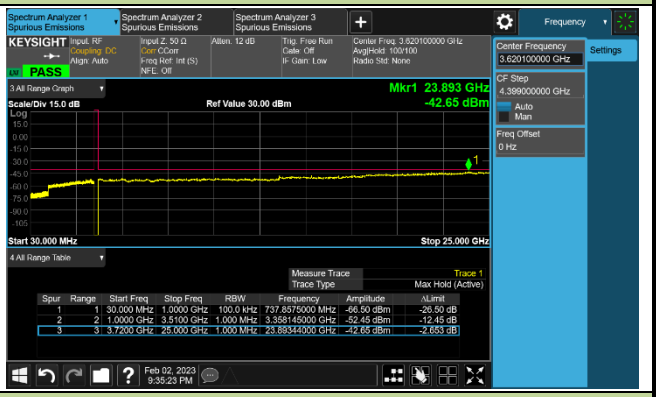

Middle Channel/1RB@99 and 1RB@0

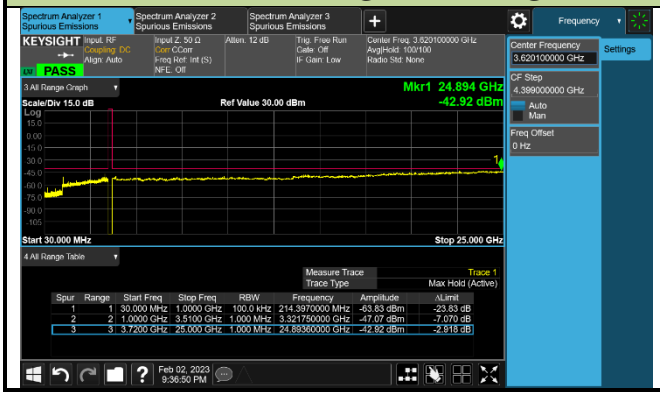

Highest Channel

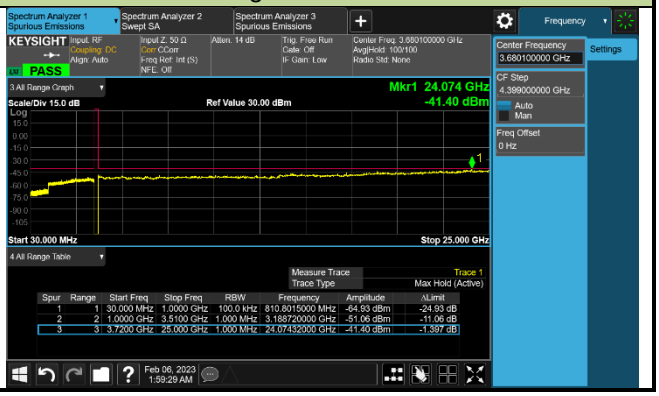

15+20MHz Channel Bandwidth

Lowest Channel

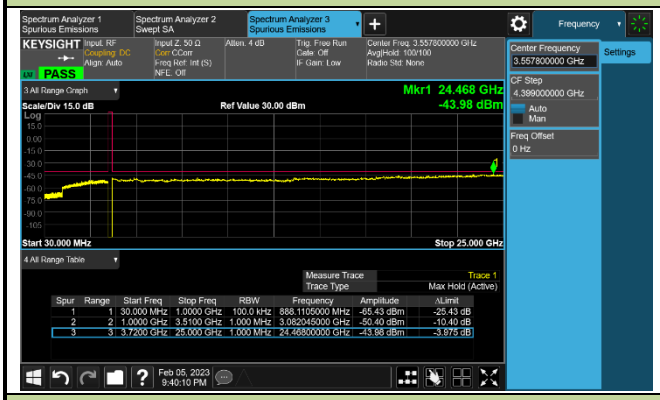

Middle Channel/1RB@0 and 1RB@99

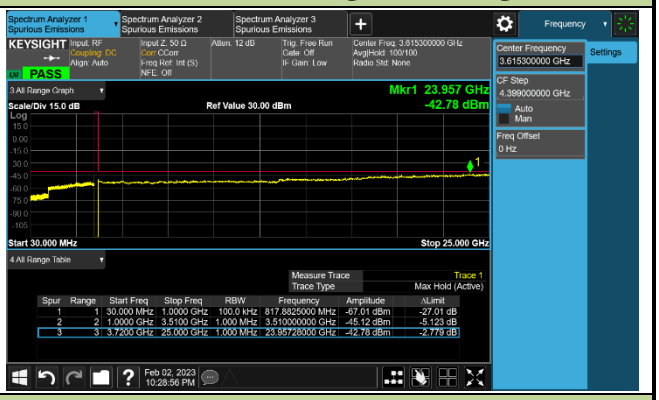

Middle Channel/1RB@74 and 1RB@0

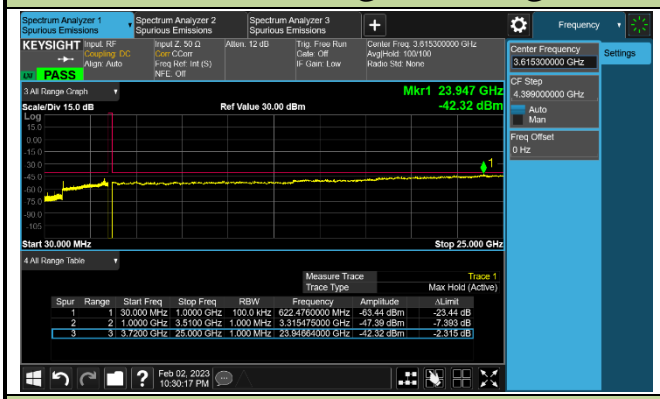

Highest Channel

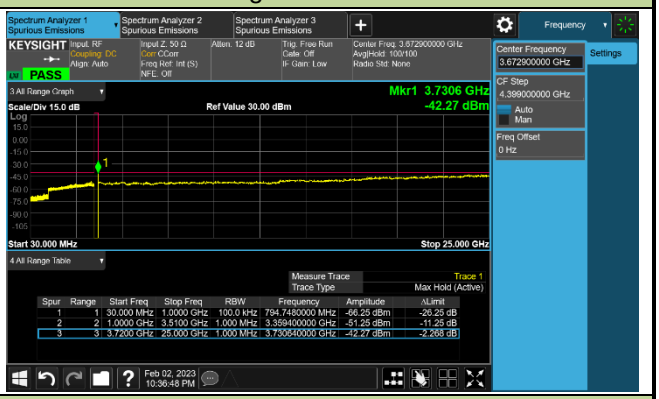

20+15MHz Channel Bandwidth

Lowest Channel

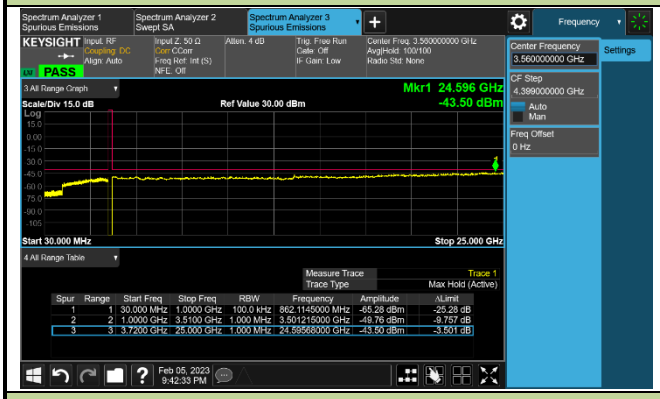

Middle Channel/1RB@0 and 1RB@99

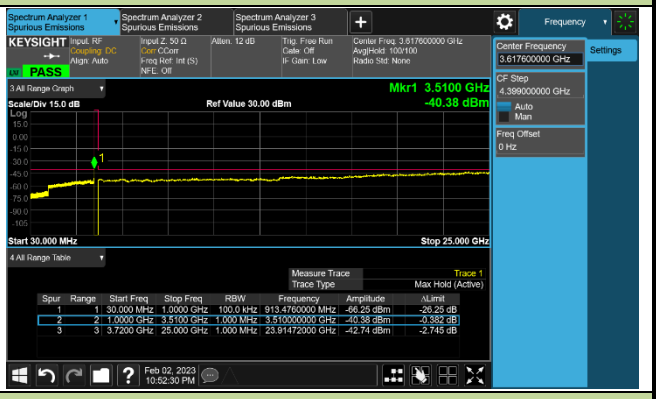

Middle Channel/1RB@99 and 1RB@0

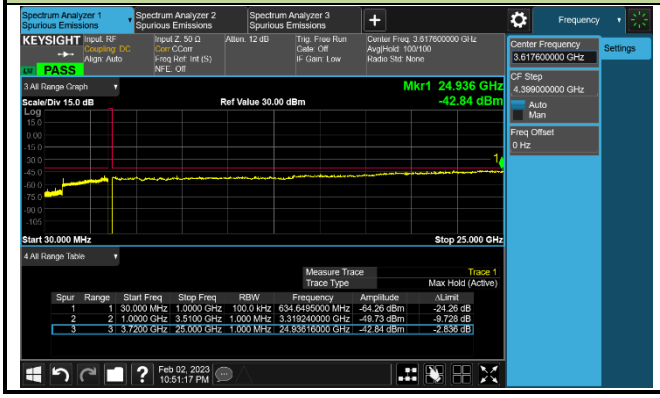

Highest Channel

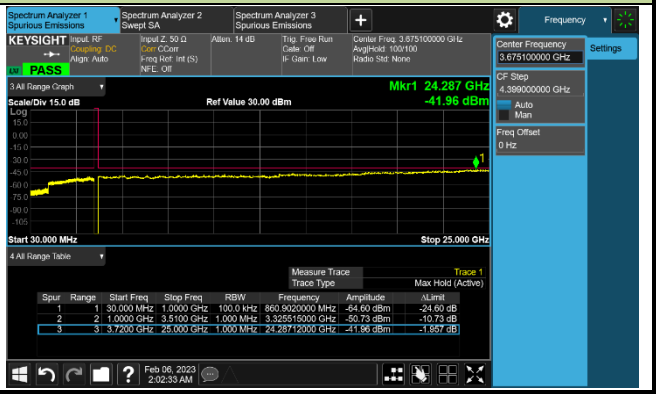

20+20MHz Channel Bandwidth	
Lowest Channel	Middle Channel/1RB@0 and 1RB@99
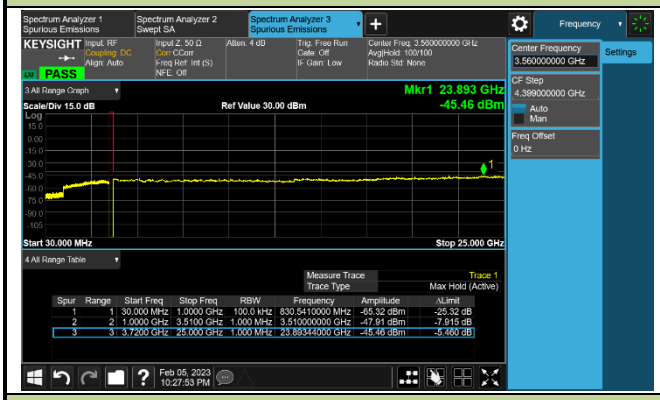	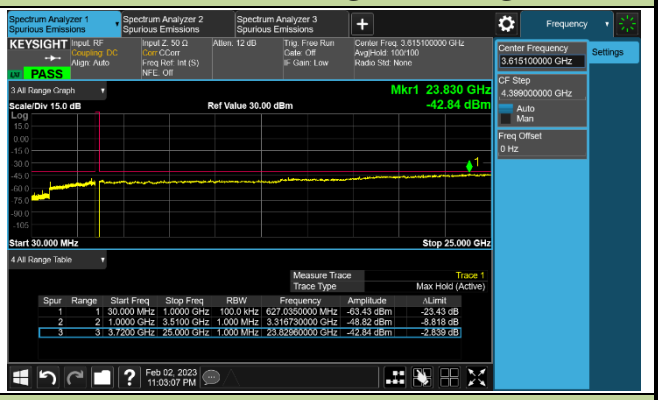
Middle Channel/1RB@99 and 1RB@0	Highest Channel
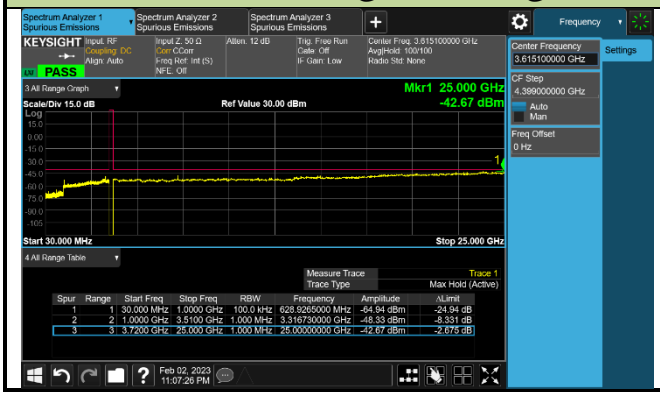	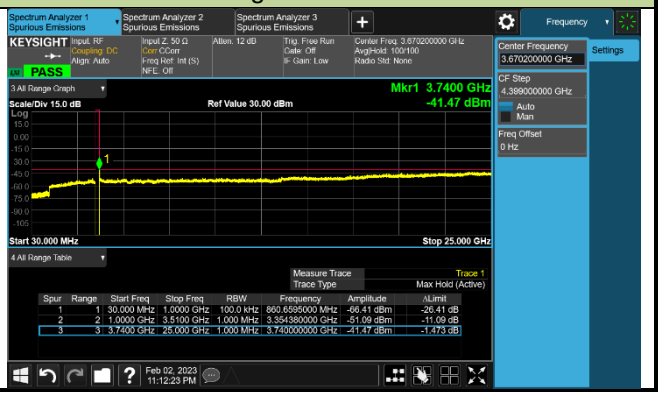

5+20MHz Channel Bandwidth

Lowest Channel

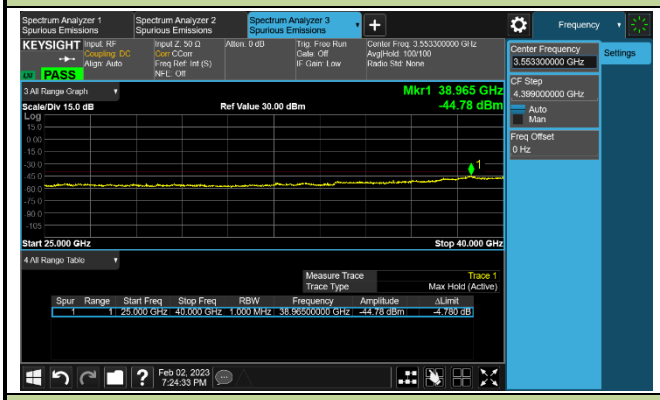

Middle Channel/1RB@0 and 1RB@99

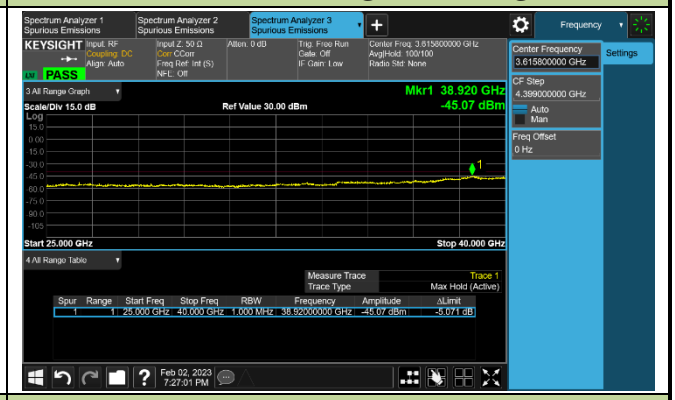

Middle Channel/1RB@24 and 1RB@0

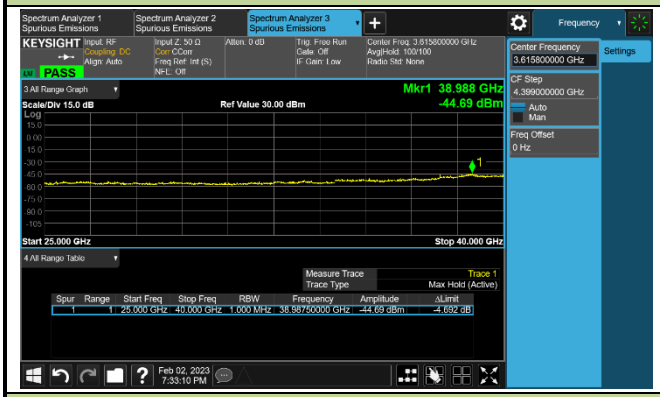

Highest Channel

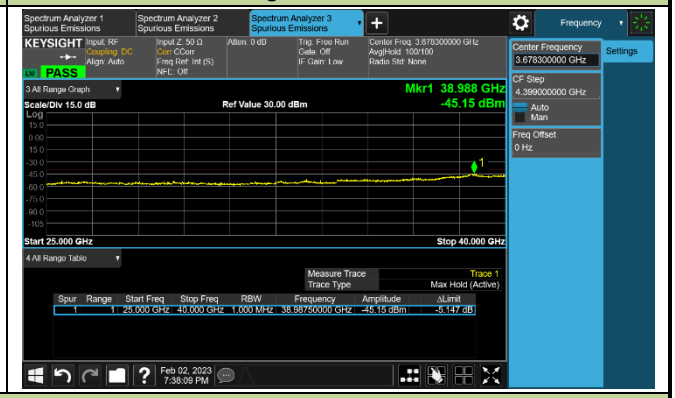

20+5MHz Channel Bandwidth

Lowest Channel

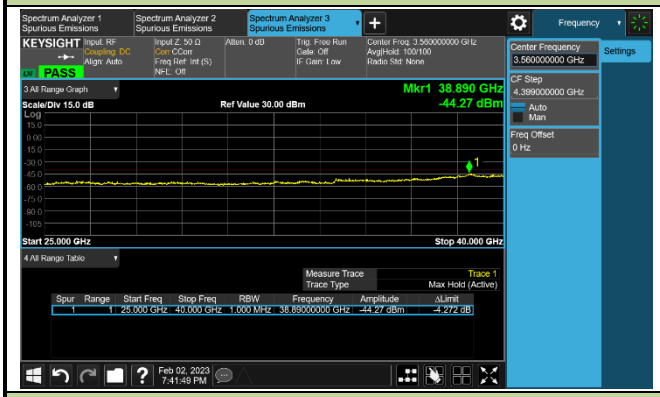

Middle Channel/1RB@0 and 1RB@24

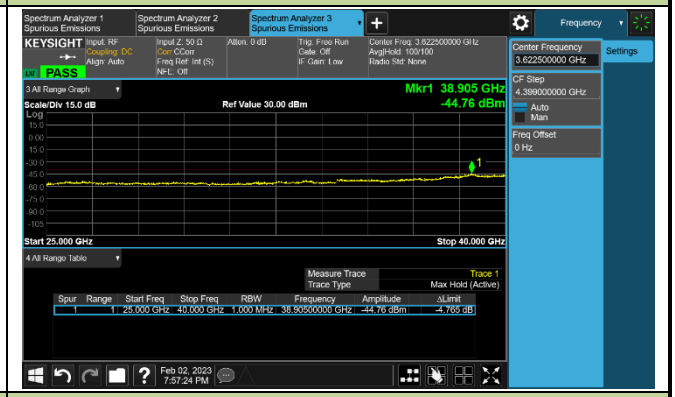

Middle Channel/1RB@99 and 1RB@0

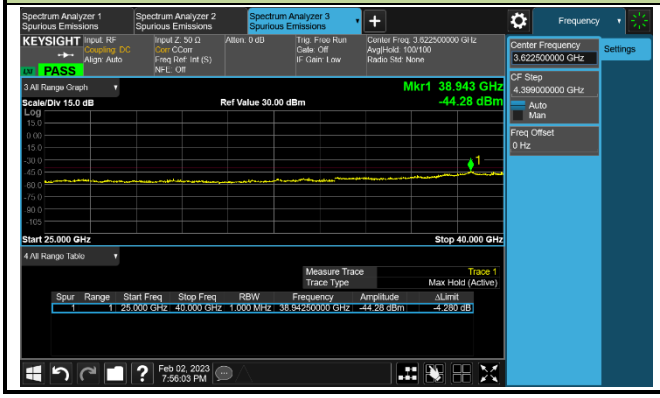

Highest Channel

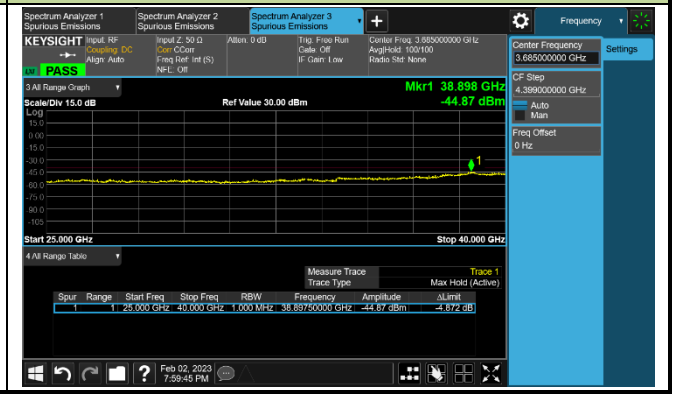

10+20MHz Channel Bandwidth

Lowest Channel

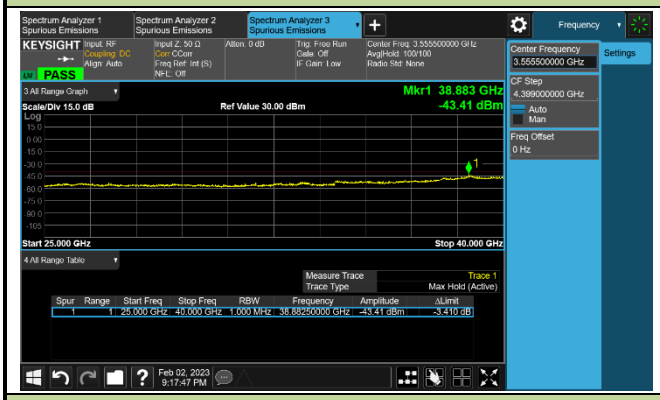

Middle Channel/1RB@0 and 1RB@99

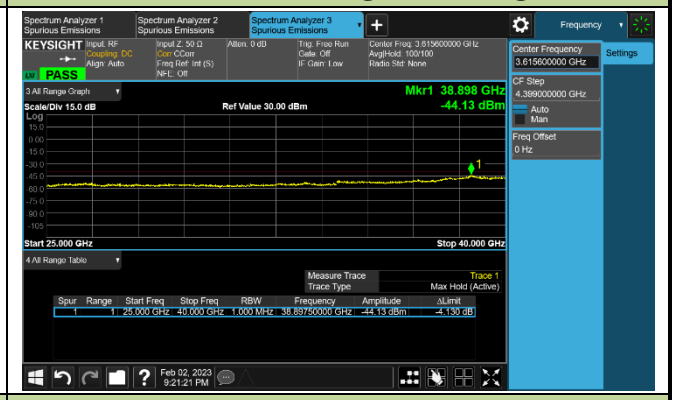

Middle Channel/1RB@49 and 1RB@0

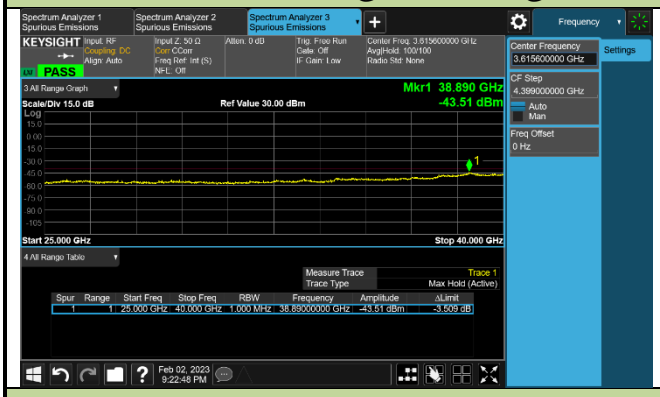

Highest Channel

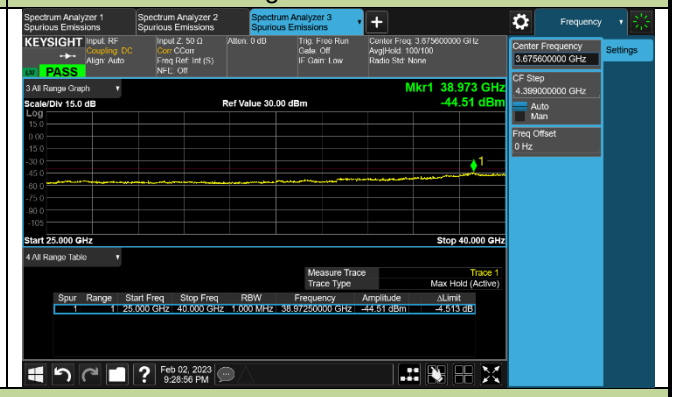

20+10MHz Channel Bandwidth

Lowest Channel

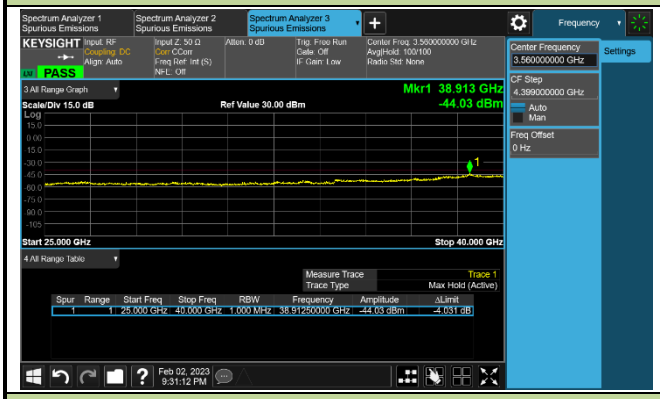

Middle Channel/1RB@0 and 1RB@49

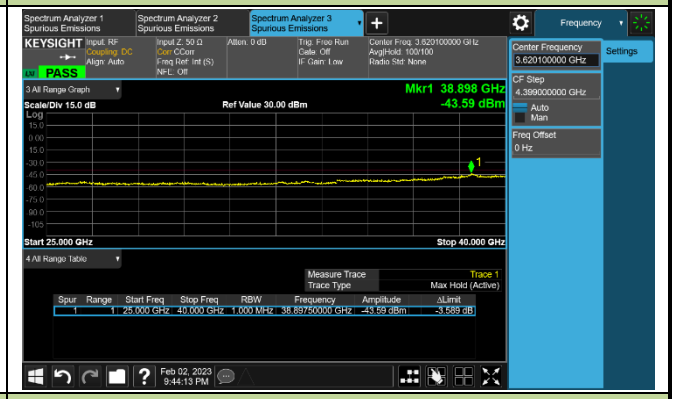

Middle Channel/1RB@99 and 1RB@0

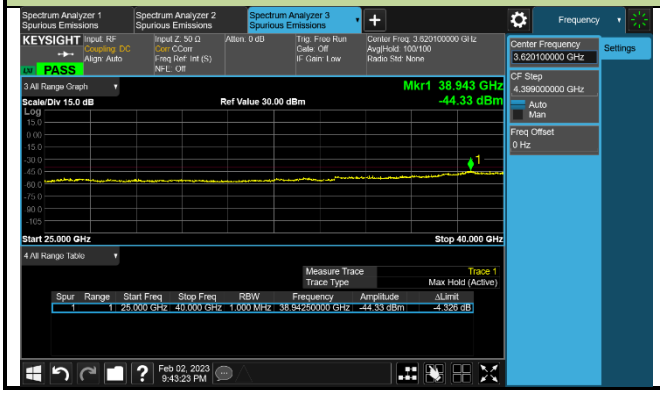

Highest Channel

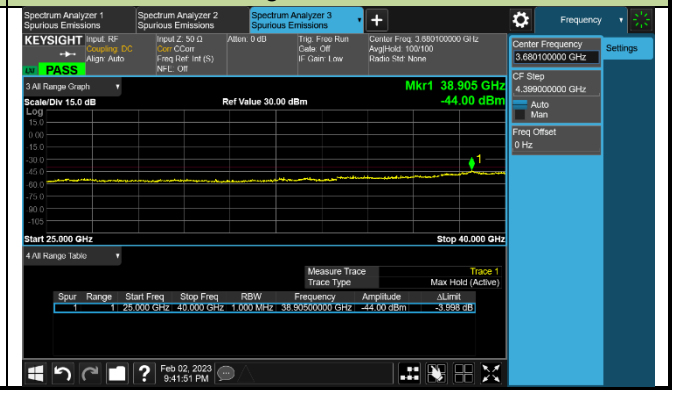

15+20MHz Channel Bandwidth

Lowest Channel

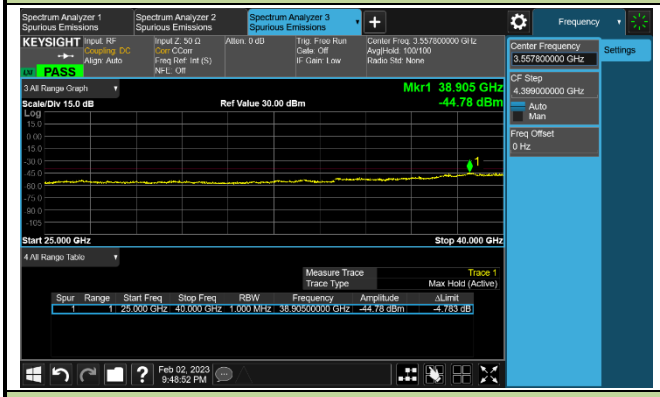

Middle Channel/1RB@0 and 1RB@99

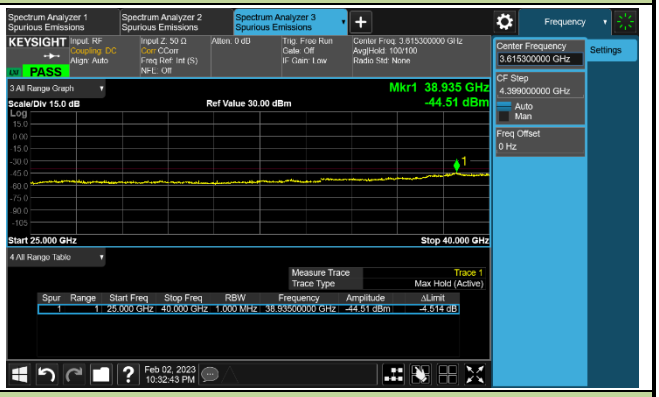

Middle Channel/1RB@74 and 1RB@0

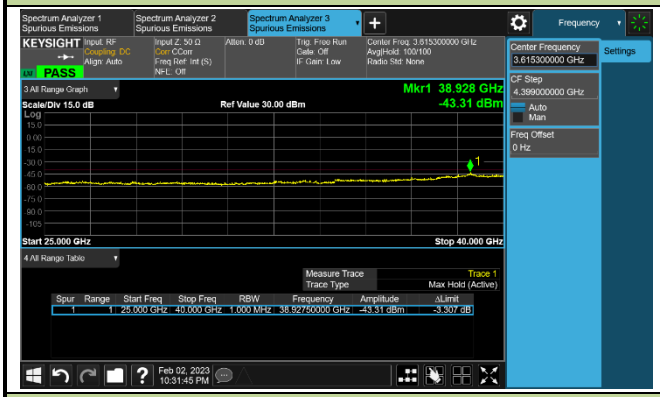

Highest Channel

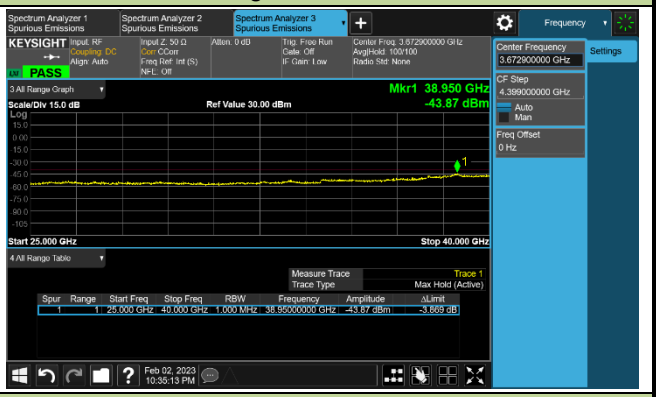

20+15MHz Channel Bandwidth

Lowest Channel

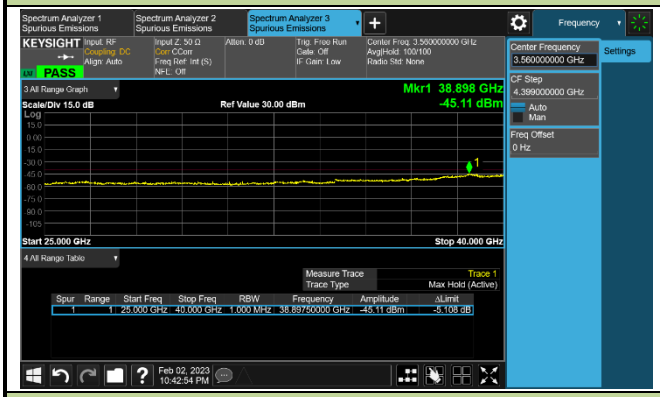

Middle Channel/1RB@0 and 1RB@99

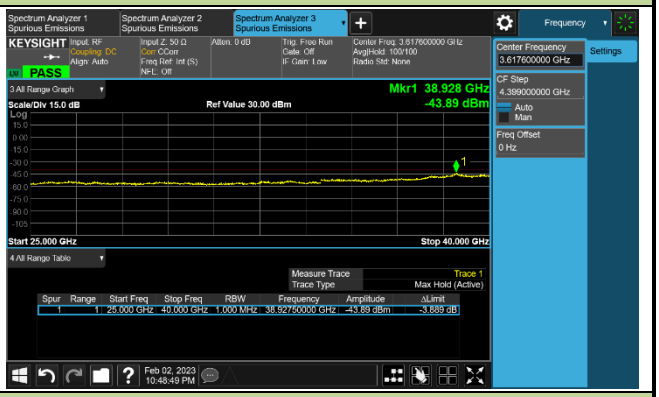

Middle Channel/1RB@99 and 1RB@0

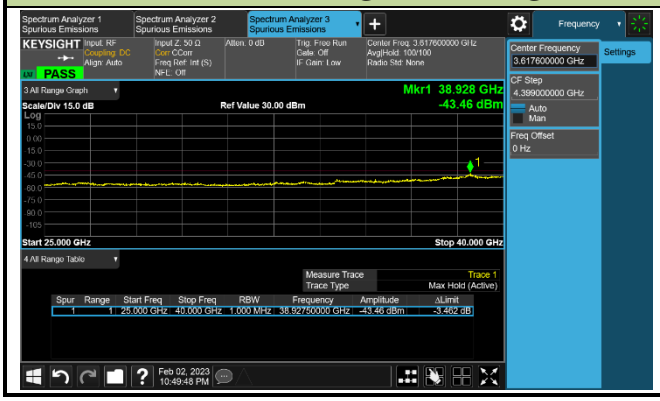

Highest Channel

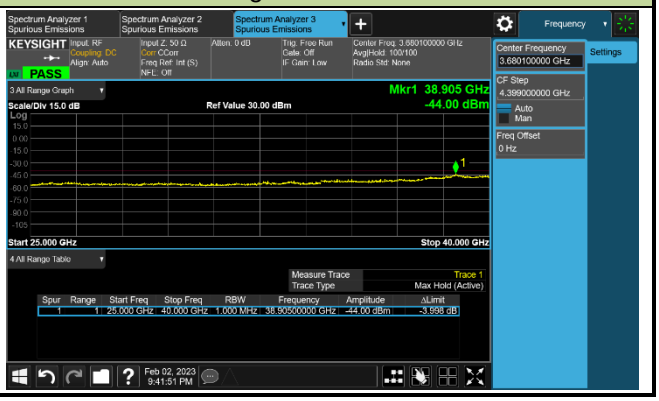

20+20MHz Channel Bandwidth	
Lowest Channel	Middle Channel/1RB@0 and 1RB@99
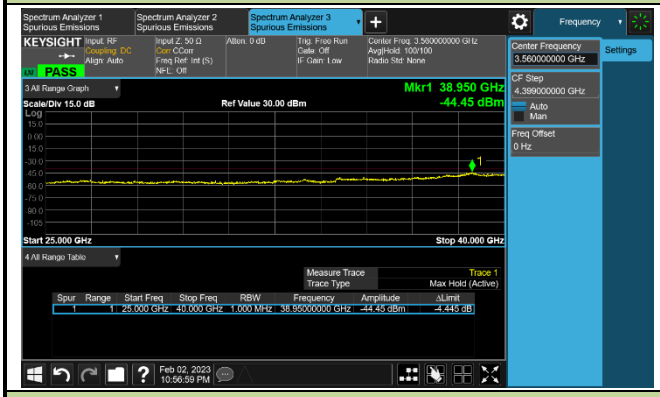	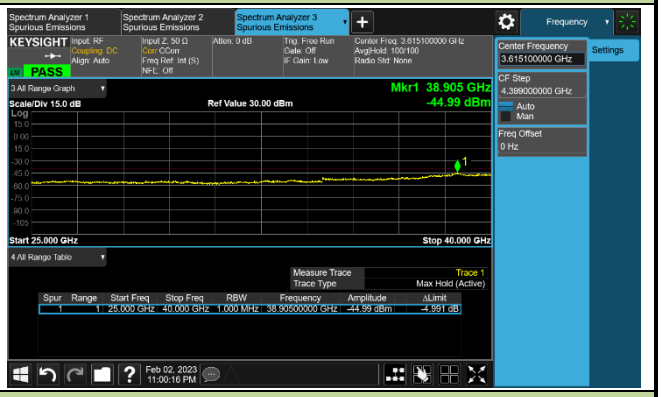
Middle Channel/1RB@99 and 1RB@0	Highest Channel
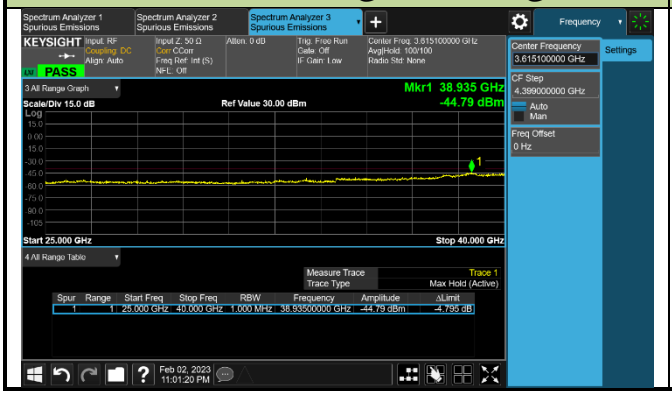	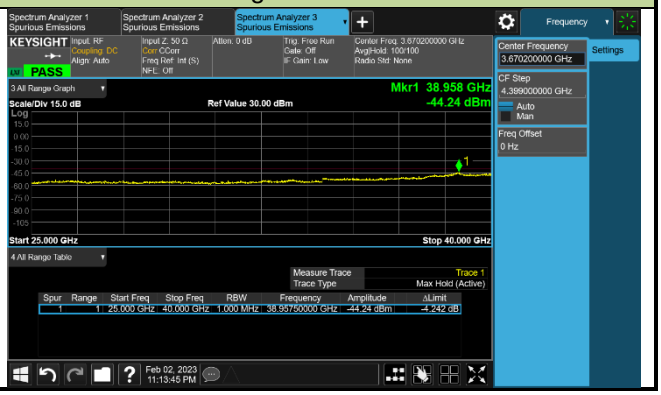

A.6 Radiated Spurious Emissions Test Result

Test Site	SIP-AC2	Test Engineer	Barry Wu & Mero Zhou
Test Date	2022-12-22 ~ 2022-12-24	Test Band	LTE Band 48, 1RB, QPSK

Frequency (MHz)	Reading Level (dBμV)	Factor (db/m)	Measure Level (dBμV/m)	Limit (dBμV/m)	Margin (dB)	Detector	Polarization
Bottom Channel							
110.5	6.4	15.3	21.7	55.3	-33.6	Peak	Horizontal
726.9	0.8	27.9	28.7	55.3	-26.6	Peak	Horizontal
43.1	7.0	18.0	25.0	55.3	-30.3	Peak	Vertical
203.6	12.9	14.8	27.7	55.3	-27.6	Peak	Vertical
7103.0	47.7	0.2	47.9	55.3	-7.4	Peak	Horizontal
10647.5	45.1	4.4	49.5	55.3	-5.8	Peak	Horizontal
7103.0	47.1	0.2	47.3	55.3	-8.0	Peak	Vertical
8080.5	44.5	2.7	47.2	55.3	-8.1	Peak	Vertical
Middle Channel							
119.2	6.5	15.9	22.4	55.3	-32.9	Peak	Horizontal
728.4	2.0	28.0	30.0	55.3	-25.3	Peak	Horizontal
47.0	6.2	18.3	24.5	55.3	-30.8	Peak	Vertical
500.0	1.4	23.4	24.8	55.3	-30.5	Peak	Vertical
6474.0	44.2	-0.6	43.6	55.3	-11.7	Peak	Horizontal
7247.5	37.9	0.7	38.6	55.3	-16.7	Average	Horizontal
7247.5	51.1	0.7	51.8	55.3	-3.5	Peak	Vertical
11599.5	42.1	5.7	47.8	55.3	-7.5	Peak	Vertical
Top Channel							
120.7	6.6	15.9	22.5	55.3	-32.8	Peak	Horizontal
709.5	1.1	27.4	28.5	55.3	-26.8	Peak	Horizontal
119.2	7.6	15.9	23.5	55.3	-31.8	Peak	Vertical
765.7	0.3	28.7	29.0	55.3	-26.3	Peak	Vertical
7400.5	48.2	1.4	49.6	55.3	-5.7	Peak	Horizontal
9491.5	43.7	3.9	47.6	55.3	-7.7	Peak	Horizontal
7400.5	46.8	1.4	48.2	55.3	-7.1	Peak	Vertical
9704.0	43.3	4.6	47.9	55.3	-7.4	Peak	Vertical
Note: Measure Level (dBμV/m) = Reading Level (dBμV) + Factor (dB/m).							

A.7 End User Device Additional Requirement (CBSD Protocol) Test Result

Test Site	SIP-SR1	Test Engineer	Larry Yan
Test Date	2023-02-02	Test Band	CBSD transmit at 3580MHz (20MHz BW), 13dBm/MHz

Frequency Operation	Discontinues Operations within 10s
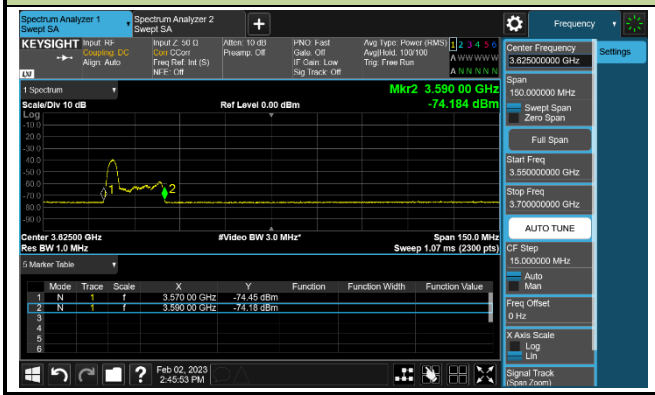	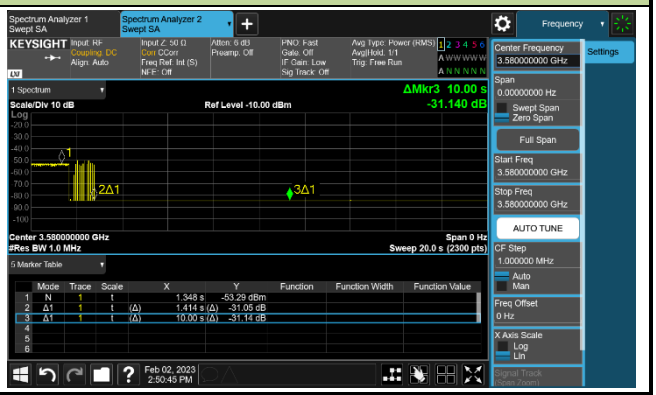

Marker 1: CBSD sends instructions to discontinue LTE operations.

Marker 2: EUT discontinues operation.

Marker 3: 10 seconds elapsed time from CBSD sending instructions to EUT.

Test Site	SIP-SR1	Test Engineer	Larry Yan
Test Date	2023-02-02	Test Band	CBSD transmit at 3620MHz (20MHz BW), 8dBm/MHz

Frequency Operation	Discontinues Operations within 10s
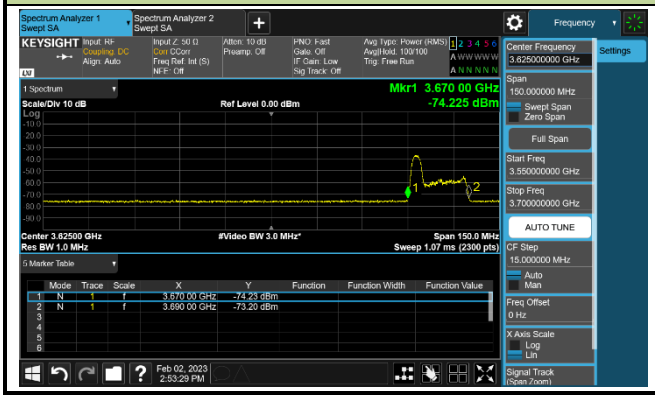	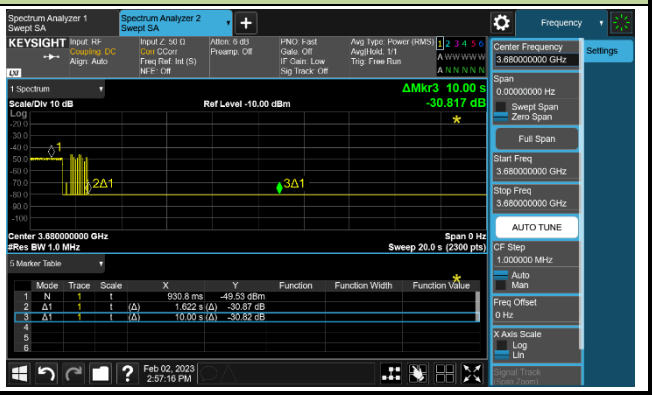

Marker 1: CBSD sends instructions to discontinue LTE operations.

Marker 2: EUT discontinues operation.

Marker 3: 10 seconds elapsed time from CBSD sending instructions to EUT.

Appendix B - Test Setup Photograph

Refer to “2211RSU034-UT” file.

Appendix C - EUT Photograph

Refer to “2211RSU034-UE” file.

The End