FCC RADIO TEST REPORT

FCC ID	:	**XMR2023RM520NGLT**
Equipment	:	**5G Sub-6 GHz M.2 Module**
Brand Name	:	**Quectel**
Model Name	:	**RM520N-GL**
Applicant	:	**Quectal Wireless Solutions Co., Ltd.** **Building 5, Shanghai Business Park Phase III (Area B), No.1016 Tianlin Road, Minhang District, Shanghai, China, 200233**
Manufacturer	:	**LCFC (HeFei) Electronics Technology Co., Ltd.** **No. 3188-1, Yungu Road (Hefei Export Processing Zone), Hefei Economics & Technology Development Area, Anhui, CHINA**
Standard	:	**FCC 47 CFR Part 2, 22(H), 24(E), 27, Part 90(R), Part 90(S)**

Equipment: Quectel RM520N-GL tested inside of Lenovo Notebook Computer.

The product was received on Sep. 18, 2023 and testing was performed from Oct. 06, 2023 to Nov. 15, 2023. We, Sporton International Inc. EMC & Wireless Communications Laboratory, would like to declare that the tested sample has been evaluated in accordance with the test procedures given in ANSI / TIA-603-E and has been in compliance with the applicable technical standards.

The test results in this partial report apply exclusively to the tested model / sample. Without written approval from Sporton International Inc. EMC & Wireless Communications Laboratory, the test report shall not be reproduced except in full.

Louis Wu

Approved by: Louis Wu

Sporton International Inc. EMC & Wireless Communications Laboratory

Table of Contents

History of this test report **3**
Summary of Test Result **4**
1 General Description **7**
1.1 Product Feature of Equipment Under Test 7
1.2 Product Specification of Equipment Under Test 9
1.3 Modification of EUT 11
1.4 Testing Location 11
1.5 Applicable Standards 11
2 Test Configuration of Equipment Under Test **12**
2.1 Test Mode 12
2.2 Connection Diagram of Test System 13
2.3 Support Unit used in test configuration and system 13
2.4 Frequency List of Low/Middle/High Channels 14
3 Conducted Test Items **25**
3.1 Measuring Instruments 25
3.2 Conducted Output Power and ERP/EIRP 26
4 Radiated Test Items **27**
4.1 Measuring Instruments 27
4.2 Radiated Spurious Emission Measurement 29
5 List of Measuring Equipment **31**
6 Measurement Uncertainty **32**
Appendix A. Test Results of Conducted Test
Appendix B. Test Results of Radiated Test
Appendix C. Test Setup Photographs

History of this test report

Report No.	Version	Description	Issue Date
FG391816C	01	Initial issue of report	Dec. 06, 2023
FG391816C	02	1. Revise Standard, TDD band Power Class, Product Specification of Equipment Under Test, Test Mode, Frequency List, section 3.2.1 and Appendix A 2. Add Summary remark 3 This report is an updated version, replacing the report issued on Dec. 06, 2023.	Dec. 13, 2023
FG391816C	03	Revise standard, summary remark, Support band and evaluated information, Antenna information, test mode remark, appendix A2 and appendix B This report is an updated version, replacing the report issued on Dec. 13, 2023.	Dec. 28, 2023

Summary of Test Result

Report Clause	Ref Std. Clause	Test Items	Result (PASS/FAIL)	Remark
3.2	§2.1046	Conducted Output Power	Reporting only	-
	§22.913 (a)(5) §90.635	Effective Radiated Power (n5) (n26)	Pass	
	§27.50 (b)(10) §27.50 (c)(10)	Effective Radiated Power (n12) (n13) (n71)		
	§24.232 (c) §27.50 (h)(2)	Equivalent Isotropic Radiated Power (n2) (n25) (n7) (n38) (n41)		
	§27.50 (d)(4)	Equivalent Isotropic Radiated Power (n66)		
	§27.50 (a)(3)	Effective Isotropic Radiated Power (n30)		
	§90.542 (a)(7)	Effective Radiated Power (n14)		
	§27.50 (j)(3)	Equivalent Isotropic Radiated Power (n77) (n78)		
	§27.50 (k)(3)	Equivalent Isotropic Radiated Power (n77) (n78)		
-	§24.232 (d) §27.50 (d)(5) §27.50 (j)(4) §27.50 (k)(4)	Peak-to-Average Ratio	-	See Note
-	§2.1049	Occupied Bandwidth	-	See Note
-	§2.1051 §22.917 (a) §24.238 (a) §27.53 (c)(2)(4) §27.53 (g) §27.53 (h)	Conducted Band Edge Measurement (n2) (n5) (n12) (n13) (n25) (n26) (n66) (n71)	-	See Note
	§2.1051 §27.53 (m)(4)	Conducted Band Edge Measurement (n7) (n38) (n41)		
	§2.1051 §27.53 (a)(4)	Conducted Band Edge Measurement (n30)		
	§2.1051 §90.543 (e)(2)	Conducted Band Edge Measuremen (n14)		
	§2.1051 §27.53 (l)(2)	Conducted Band Edge Measurement (n77) (n78)		
	§2.1051 §27.53 (n)(2)	Conducted Band Edge Measurement (n77) (n78)		
-	§2.1051 §90.210 (n)	Emission Mask (n14)	-	See Note
	§2.1051 §90.691	Emission masks (n26)		

Report Clause	Ref Std. Clause	Test Items	Result (PASS/FAIL)	Remark
-	§2.1051 §22.917 (a) §24.238 (a) §27.53 (c)(2) §27.53 (g) §27.53 (h)§90.691	Conducted Spurious Emission (n2) (n5) (n12) (n13) (n25) (n26) (n66) (n71)	-	See Note
	§2.1051 §27.53 (m)(4)	Conducted Spurious Emission (n7) (n38) (n41)		
	§2.1051 §27.53 (a)(4)	Conducted Spurious Emission (n30)		
	§2.1051 §90.543 (e)(3)	Conducted Spurious Emission (n14)		
	§2.1051 §27.53 (l)(2)	Conducted Spurious Emission (n77) (n78)		
	§2.1051 §27.53 (n)(2)	Conducted Spurious Emission (n77)		
-	§2.1055 §22.355 §24.235 §27.54 §90.539 (e) §90.691	Frequency Stability Temperature & Voltage	-	See Note

Report Clause	Ref Std. Clause	Test Items	Result (PASS/FAIL)	Remark
4.2	§2.1053 §22.917 (a) §24.238 (a) §27.53 (c)(2) §27.53 (f) §27.53 (g) §27.53 (h) §90.691	Radiated Spurious Emission (n2) (n5) (n12) (n13) (n25) (n26) (n66) (n71)	Pass	17.41 dB under the limit at 9222.00 MHz
	§2.1051 §27.53 (m)(4)	Radiated Spurious Emission (n7) (n38) (n41)		
	§2.1053 §27.53 (a)(4)	Radiated Spurious Emission (n30)		
	§2.1053 §90.543 (e)(3) §90.543 (f)	Radiated Spurious Emission (n14)		
	§2.1051 §27.53 (l)(2)	Radiated Spurious Emission (n77) (n78)		
	§2.1053 §27.53 (n)(2)	Radiated Spurious Emission (n77) (n78)		

Remark:

1. For host device, Radiated Spurious Emission, Effective Radiated Power and Equivalent Isotropic Radiated Power are verified and comply with the limit in this test report.
2. For host device, the Conducted Output Power is no difference after compared to module (Model: RM520N-GL)

Conformity Assessment Condition:

1. The test results (PASS/FAIL) with all measurement uncertainty excluded are presented against the regulation limits or in accordance with the requirements stipulated by the applicant/manufacturer who shall bear all the risks of non-compliance that may potentially occur if measurement uncertainty is taken into account.
2. The measurement uncertainty please refer to each test result in the section “Measurement Uncertainty”.

Disclaimer:

The product specifications of the EUT presented in the test report that may affect the test assessments are declared by the manufacturer who shall take full responsibility for the authenticity.

Reviewed by: Sheng Kuo

Report Producer: Clio Lo

1 General Description

1.1 Product Feature of Equipment Under Test

Product Feature	
Equipment	5G Sub-6 GHz M.2 Module
Brand Name	Quectel
Model Name	RM520N-GL
FCC ID	XMR2023RM520NGLT
Sample 1	EUT with Host 1
Sample 2	EUT with Host 2
EUT supports Radios application	WCDMA/HSPA/LTE/5G NR/GNSS
EUT Stage	Production Unit

Remark:

1. The above EUT's information was declared by manufacturer.
2. Equipment: Quectel RM520N-GL tested inside of Lenovo Notebook Computer.

The product was installed into Notebook Computer (Brand Name: Lenovo, Model Name: TP00150A) during test, and the host information was recorded in the following table.

Host Information	
Host 1	Host with Amphenol Antenna
Host 2	Host with AWAN Antenna

Support band and evaluated information	
Supported band	n2, n5, n7, n12, n13, n14, n25, n26, n30, n38, n41, n66, n71, n77, n78
Evaluated and Tested band	n2, n5, n7, n12, n13, n14, n25, n26, n30, n38, n41, n66, n71, n77, n78
Band covered information	Wider operating frequency band range covers narrower one when the power is worse as follows: ■ n25 cover n2 (Part 24) ■ n41 cover n38 (Part 27)
Main Antenna	n2, n5, n7, n12, n13, n14, n25, n26, n30, n38, n41, n66, n71, n77, n78
MIMO2 Antenna	n38, n41, n77, n78

TDD band Power Class		
	PC3	**PC2**
n38	V	-
n41	V	V
n77	V	V
n78	V	V

WWAN Antenna Information for Host				
Main Antenna	**Manufacturer**	Amphenol	**Peak gain (dBi)**	5G NR n2: 0.70 5G NR n5: 0.31 5G NR n7: 1.97 5G NR n12: -1.45 5G NR n13: -0.12 5G NR n14: 0.06 5G NR n25: 0.48 5G NR n26 : 0.32 5G NR n30: 0.91 5G NR n38: 1.77 5G NR n41: 1.59 5G NR n66: 1.45 5G NR n71: -1.36 5G NR n77: 0.86 5G NR n78: 0.83
	Part number	TKF436-16-000-R	**Type**	PIFA
	Manufacturer	AWAN	**Peak gain (dBi)**	5G NR n2: 0.76 5G NR n5: 0.38 5G NR n7: 1.84 5G NR n12: -1.32 5G NR n13: -0.15 5G NR n14: 0.10 5G NR n25: 0.52 5G NR n26 : 0.33 5G NR n30: 0.98 5G NR n38: 1.86 5G NR n41: 1.47 5G NR n66: 1.40 5G NR n71: -1.46 5G NR n77: 0.89 5G NR n78: 0.82
	Part number	AYL6Y-200006	**Type**	PIFA
MIMO 2 Antenna	**Manufacturer**	Amphenol	**Peak gain (dBi)**	5G NR n38: 1.40 5G NR n41: 0.53 5G NR n77: 0.12 5G NR n78: 0.12
	Part number	TKF437-16-000-R	**Type**	PIFA
	Manufacturer	AWAN	**Peak gain (dBi)**	5G NR n38: 1.26 5G NR n41: 0.49 5G NR n77: 0.18 5G NR n78: 0.13
	Part number	AYL6Y-200007	**Type**	PIFA

Remark: The above EUT's information was declared by manufacturer. Please refer to Disclaimer in report summary.

1.2 Product Specification of Equipment Under Test

Product Specification is subject to this standard	
Tx Frequency	5G NR n2: 1852.5 MHz ~ 1907.5 MHz 5G NR n5: 826.5 MHz ~ 846.5 MHz 5G NR n7: 2502.5 MHz ~ 2567.5 MHz 5G NR n12: 701.5 MHz ~ 713.5 MHz 5G NR n13: 779.5 MHz ~ 784.5 MHz 5G NR n14: 790.5 ~ 795.5 MHz 5G NR n25: 1852.5 MHz ~ 1912.5 MHz 5G NR n26 (Part22H): 826.5 MHz ~ 846.5 MHz 5G NR n26 (Part90S): 816.5 MHz ~ 821.5 MHz 5G NR n30: 2307.5 MHz ~ 2312.5 MHz 5G NR n38: 2575 MHz ~ 2615 MHz 5G NR n41: 2506.02 MHz ~ 2685.00 MHz 5G NR n66: 1712.5 MHz ~ 1777.5 MHz 5G NR n71: 665.5 MHz ~ 695.5 MHz 5G NR n77 (Part27O): 3705 MHz ~ 3975 MHz 5G NR n78 (Part27O): 3705 MHz ~ 3795 MHz 5G NR n77 (Part27Q): 3455.01 MHz ~ 3544.98 MHz 5G NR n78 (Part27Q): 3455.01 MHz ~ 3544.98 MHz
Rx Frequency	5G NR n2: 1932.5 MHz ~ 1987.5 MHz 5G NR n5: 871.5 MHz ~ 891.5 MHz 5G NR n7: 2622.5 MHz ~ 2687.5 MHz 5G NR n12: 731.5 MHz ~ 743.5 MHz 5G NR n13: 748.5 MHz ~ 753.5 MHz 5G NR n14: 760.5 ~ 765.5 MHz 5G NR n25: 1932.5 MHz ~ 1992.5 MHz 5G NR n26 (Part22H): 861.5 MHz ~ 891.5 MHz 5G NR n26 (Part90S): 861.5 MHz ~ 866.5 MHz 5G NR n30: 2352.5 MHz ~ 2357.5 MHz 5G NR n38: 2575 MHz ~ 2615 MHz 5G NR n41: 2506.02 MHz ~ 2685.00 MHz 5G NR n66: 2112.5 MHz ~ 2197.5 MHz 5G NR n71: 619.5 MHz ~ 649.5 MHz 5G NR n77 (Part27O): 3705 MHz ~ 3975 MHz 5G NR n78 (Part27O): 3705 MHz ~ 3795 MHz 5G NR n77 (Part27Q): 3455.01 MHz ~ 3544.98 MHz 5G NR n78 (Part27Q): 3455.01 MHz ~ 3544.98 MHz

Product Specification is subject to this standard	
Bandwidth	5G NR n2: 5MHz / 10MHz / 15MHz / 20MHz 5G NR n5: 5MHz / 10MHz / 15MHz / 20MHz 5G NR n7: 5MHz / 10MHz / 15MHz / 20MHz / 25MHz / 30MHz / 40MHz 5G NR n12: 5MHz / 10MHz / 15MHz 5G NR n13: 5MHz / 10MHz 5G NR n14: 5MHz / 10MHz 5G NR n25: 5MHz / 10MHz / 15MHz / 20MHz / 25MHz / 30MHz / 40MHz 5G NR n26: 5MHz / 10MHz / 15MHz / 20MHz 5G NR n30: 5MHz / 10MHz 5G NR n38: 10MHz / 15MHz / 20MHz / 30MHz / 40MHz 5G NR n41: 20MHz / 30MHz / 40MHz / 50MHz / 60MHz / 70MHz / 80MHz / 90MHz / 100MHz 5G NR n66: 5MHz / 10MHz / 15MHz / 20MHz / 30MHz / 40MHz 5G NR n71: 5MHz / 10MHz / 15MHz / 20MHz 5G NR n77: 10MHz / 15MHz / 20MHz / 30MHz / 40MHz / 50MHz / 60MHz / 70MHz / 80MHz / 90MHz / 100MHz 5G NR n78: 10MHz / 15MHz / 20MHz / 30MHz / 40MHz / 50MHz / 60MHz / 70MHz / 80MHz / 90MHz / 100MHz
Maximum Output Power to Antenna	**<SISO Mode>** **<Main Antenna>:** 5G NR n2: 24.15 dBm 5G NR n5: 24.54 dBm 5G NR n7: 24.75 dBm 5G NR n12: 24.12 dBm 5G NR n13: 23.83 dBm 5G NR n14: 23.98 dBm 5G NR n25: 23.99 dBm 5G NR n26 : 24.47 dBm for Part22H 5G NR n26 : 24.41 dBm for Part90S 5G NR n30: 21.87 dBm 5G NR n38: 24.40 dBm 5G NR n41: 27.02 dBm for HPUE 5G NR n66: 24.22 dBm 5G NR n71: 24.94 dBm **<MIMO2 Antenna>:** 5G NR n77: 26.50 dBm for Part27O HPUE 5G NR n78: 26.45 dBm for Part27O HPUE 5G NR n77: 27.03 dBm for Part27Q HPUE 5G NR n78: 27.06 dBm for Part27Q HPUE **<MIMO Mode>** **<Main/MIMO2 Antenna>:** 5G NR n38: 22.80 dBm 5G NR n41: 25.33 dBm for HPUE 5G NR n77: 25.32 dBm for Part27O HPUE 5G NR n78: 25.34 dBm for Part27O HPUE 5G NR n77: 25.42 dBm for Part27Q HPUE 5G NR n78: 25.48 dBm for Part27Q HPUE
Type of Modulation	PI/2 BPSK / QPSK / 16QAM / 64QAM / 256QAM

1.3 Modification of EUT

No modifications made to the EUT during the testing.

1.4 Testing Location

Test Site	Sporton International Inc. EMC & Wireless Communications Laboratory
Test Site Location	No.52, Huaya 1st Rd., Guishan Dist., Taoyuan City 333
Test Site No.	**Sporton Site No.**
	TH03-HY
Test Engineer	George Chen
Temperature (℃)	21~24
Relative Humidity (%)	47~54

Test Site	Sporton International Inc. Wensan Laboratory
Test Site Location	No.58, Aly. 75, Ln. 564, Wenhua 3rd, Rd., Guishan Dist., Taoyuan City 333010
Test Site No.	**Sporton Site No.**
	03CH16HY (TAF Code: 3786)
Test Engineer	Jack Tsai, Gary Guo and Steven Wu
Temperature (℃)	19.1~22.3
Relative Humidity (%)	62.5~68.3
Remark	The Radiated Spurious Emission test item subcontracted to Sporton International Inc. Wensan Laboratory.

Note: The test site complies with ANSI C63.4 2014 requirement.

FCC Designation No.: TW1190 and TW3786

1.5 Applicable Standards

According to the specifications declared by the manufacturer, the EUT must comply with the requirements of the following standards:

- ANSI C63.26-2015
- ANSI / TIA-603-E
- FCC 47 CFR Part 2, 22(H), 24(E), 27, Part 90(R), Part 90(S)
- FCC KDB 971168 D01 Power Meas. License Digital Systems v03r01
- FCC KDB 412172 D01 Determining ERP and EIRP v01r01
- FCC KDB 414788 D01 Radiated Test Site v01r01.
- FCC KDB 662911 D01 Multiple Transmitter Output v02r01.

Remark:

1. All the test items were validated and recorded in accordance with the standards without any modification during the testing.
2. The TAF code is not including all the FCC KDB listed without accreditation.

2 Test Configuration of Equipment Under Test

2.1 Test Mode

Antenna port conducted and radiated test items listed below are performed according to KDB 971168 D01 Power Meas. License Digital Systems v03r01 with maximum output power.

Modulation Type	Modulation	Modulation Type	Modulation
A	DFT-s-OFDM pi/2 BPSK	N/A	N/A
B	DFT-s-OFDM QPSK	F	CP-OFDM QPSK
C	DFT-s-OFDM 16QAM	G	CP-OFDM 16QAM
D	DFT-s-OFDM 64QAM	H	CP-OFDM 64QAM
E	DFT-s-OFDM 256QAM	I	CP-OFDM 256QAM

Test Item	Modulation Type	Bandwidth	RB Size	Channel
Conducted Power	A, B, C, F, G	All	1RB	L, M, H
ERP/EIRP	A, B, C, F, G	All	1RB	L, M, H
RSE	A	20 MHz or less	Inner_1RB	L, M, H

Remark:

1. Evaluated all the transmitter signal and reporting worst-case configuration among all modulation types.
2. The device is investigated from 30MHz to 10 times of fundamental signal for radiated spurious emission test under different RB size/offset and modulations in exploratory test. Subsequently, only the worst-case emissions are reported.
3. During the RSE preliminary test, the standalone mode and charging modes were verified. It is determined that the charging modes is the worst case for the official test.
4. For 5G NR EN-DC combination is EN-DC 13A_n66A, EN-DC 5A_n2A, EN-DC 14A_n2A, EN-DC 30A_n2A, EN-DC 2A_n5A, EN-DC 30A_n5A, EN-DC 66A_n5A, EN-DC 2A_n12A, EN-DC 66A_n12A, EN-DC 2A_n66A, EN-DC 5A_n66A, EN-DC 12A_n66A, EN-DC 14A_n66A, EN-DC 30A_n66A, EN-DC 12A_n2A, EN-DC 66A_n2A, EN-DC 71A_2A, EN-DC12A_n41A, EN-DC 71A_n66A, EN-DC 2A_n71A, EN-DC 66A_n71A, EN-DC 66A_n25A, EN-DC 25A_n41A, EN-DC 12A_n78A, EN-DC13A_n78A, EN-DC 25A_n78A, EN-DC 12A_n77A, EN-DC 13A_n77A, EN-DC 14A_n77A, EN-DC 26A_n78A, EN-DC 2A_n78A, EN-DC 26A_n41A, EN-DC EN-DC 2A_n41A, EN-DC 7A_n5A, EN-DC 38A_n78A, EN-DC 7A_n71A, EN-DC 41A_n78A, EN-DC 5A_n7A, EN-DC 12A_n7A, EN-DC 66A_n7A, EN-DC 13A_n2A, EN-DC 7A_n66A, EN-DC 4A_n78A, EN-DC 20A_n77A, EN-DC 5A_n78A, EN-DC 4A_n41A, EN-DC 66A_n38A, EN-DC 2A_n38A, EN-DC 12A_n38A, EN-DC 4A_n38A, EN-DC5A_n38A, EN-DC 66A_n78A, EN-DC 12A_n25A, EN-DC 25A_n77A, EN-DC 2A_n77A, EN-DC 71A_n78A, EN-DC 71A_n38A, EN-DC 13A_n7A, EN-DC 5A_n41A, EN-DC 66A_41A, EN-DC 2A_n7A, EN-DC 7A_n2A, EN-DC 5A_n40A, EN-DC 30A_n77A, EN-DC 41A_n77A, EN-DC 7A_n78A, EN-DC 66A_n28A, EN-DC 71A_n41A, EN-DC 28A_n66A, EN-DC 30A_n12A, EN-DC 2A_n14A, EN-DC 30A_n14A, EN-DC 66A_n14A, EN-DC 2A_n30A, EN-DC 5A_n30A, EN-DC 12A_n30A, EN-DC 14A_n30A, EN-DC 66A_n30A, EN-DC 71A_n7A, EN-DC 7A_n12A, EN-DC 5A_n77A, EN-DC 66A_n77A, EN-DC 71A_n77A, EN-DC 4A_n2A, EN-DC 7A_n25A, EN-DC 71A_n25A, EN-DC 5A_n25A, EN-DC 26A_n25A, EN-DC 4A_n7A, EN-DC 13A_n25A and EN-DC 7A_n77A.
5. For 5G NR UL CA combination is n25A-n41A, n41A-n66A, n41A-n71A, n7A-n78A, n5A-n78A, n66A-n78A, n7A-n77A, n2A-n77A, n5A-n77A, n66A-n77A, n30A-n77A, n71A-n77A, n71A-n78A, n25A-n78A, n38A-n66A, n25A-n77A, n25A-n38A, n13A-n77A and n2A-n41A.

2.2 Connection Diagram of Test System

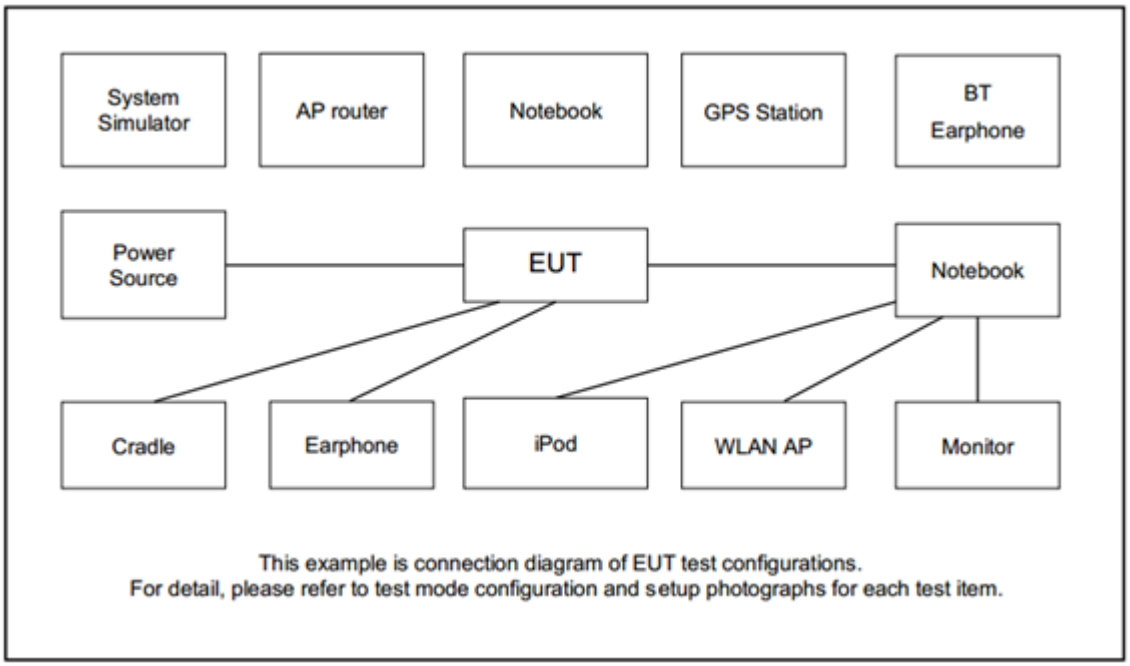

2.3 Support Unit used in test configuration and system

Item	Equipment	Brand Name	Model No.	FCC ID	Data Cable	Power Cord
1.	5G Wireless Test Platform	Anritsu	MT8000A	N/A	N/A	Unshielded, 1.8 m
2.	System Simulator	Anritsu	MT8821C	N/A	N/A	Unshielded, 1.8 m
3.	Earphone	Lenovo	N/A	N/A	N/A	Unshielded, 1.5m

2.4 Frequency List of Low/Middle/High Channels

5G NR n2 Channel and Frequency List				
BW [MHz]	**Channel/Frequency(MHz)**	**Lowest**	**Middle**	**Highest**
20	Channel	372000	376000	380000
	Frequency	1860	1880	1900
15	Channel	371500	376000	380500
	Frequency	1857.5	1880	1902.5
10	Channel	371000	376000	381000
	Frequency	1855	1880	1905
5	Channel	370500	376000	381500
	Frequency	1852.5	1880	1907.5

5G NR n5 Channel and Frequency List				
BW [MHz]	**Channel/Frequency(MHz)**	**Lowest**	**Middle**	**Highest**
20	Channel	166800	167300	167800
	Frequency	834	836.5	839
15	Channel	166300	167300	168300
	Frequency	831.5	836.5	841.5
10	Channel	165800	167300	168800
	Frequency	829	836.5	844
5	Channel	165300	167300	169300
	Frequency	826.5	836.5	846.5

5G NR n7 Channel and Frequency List				
BW [MHz]	Channel/Frequency(MHz)	Lowest	Middle	Highest
40	Channel	504000	507000	510000
	Frequency	2520	2535	2550
30	Channel	503000	507000	511000
	Frequency	2515	2535	2555
25	Channel	502500	507000	511500
	Frequency	2512.5	2535	2557.5
20	Channel	502000	507000	512000
	Frequency	2510	2535	2560
15	Channel	501500	507000	512500
	Frequency	2507.5	2535	2562.5
10	Channel	501000	507000	513000
	Frequency	2505	2535	2565
5	Channel	500500	507000	513500
	Frequency	2502.5	2535	2567.5

5G NR n12 Channel and Frequency List				
BW [MHz]	Channel/Frequency(MHz)	Lowest	Middle	Highest
15	Channel	141300	141500	141700
	Frequency	706.5	707.5	708.5
10	Channel	140800	141500	142200
	Frequency	704	707.5	711
5	Channel	140300	141500	142700
	Frequency	701.5	707.5	713.5

5G NR n13 Channel and Frequency List				
BW [MHz]	Channel/Frequency(MHz)	Lowest	Middle	Highest
10	Channel	-	156400	-
	Frequency	-	782	-
5	Channel	155900	156400	156900
	Frequency	779.5	782	784.5

5G NR n14 Channel and Frequency List				
BW [MHz]	Channel/Frequency(MHz)	Lowest	Middle	Highest
10	Channel	-	158600	-
	Frequency	-	793	-
5	Channel	158100	158600	159100
	Frequency	790.5	793	795.5

5G NR n25 Channel and Frequency List				
BW [MHz]	Channel/Frequency(MHz)	Lowest	Middle	Highest
40	Channel	374000	376500	379000
	Frequency	1870	1882.5	1895
30	Channel	373000	376500	380000
	Frequency	1865	1882.5	1900
25	Channel	372500	376500	380500
	Frequency	1862.5	1882.5	1902.5
20	Channel	372000	376500	381000
	Frequency	1860	1882.5	1905
15	Channel	371500	376500	381500
	Frequency	1857.5	1882.5	1907.5
10	Channel	371000	376500	382000
	Frequency	1855	1882.5	1910
5	Channel	370500	376500	382500
	Frequency	1852.5	1882.5	1912.5

Part22H 5G NR n26 Channel and Frequency List				
BW [MHz]	Channel/Frequency(MHz)	Lowest	Middle	Highest
20	Channel	166800	167300	167800
	Frequency	834	836.5	839
15	Channel	166300	167300	168300
	Frequency	831.5	836.5	841.5
10	Channel	165800	167300	168800
	Frequency	829	836.5	844
5	Channel	165300	167300	169300
	Frequency	826.5	836.5	846.5

Part 90S 5G NR n26 Channel and Frequency List				
BW [MHz]	Channel/Frequency(MHz)	Lowest	Middle	Highest
10	Channel	-	163800	-
	Frequency	-	819	-
5	Channel	163300	163800	164300
	Frequency	816.5	819	821.5

Part 90S 5G NR n26 Straddle Channel and Frequency List				
BW [MHz]	Channel/Frequency(MHz)	Lowest	Middle	Highest
20	Channel	-	164800	-
	Frequency	-	824	-
15	Channel	-	164800	-
	Frequency	-	824	-
10	Channel	-	164800	-
	Frequency	-	824	-
5	Channel	-	164800	-
	Frequency	-	824	-

5G NR n30 Channel and Frequency List				
BW [MHz]	Channel/Frequency(MHz)	Lowest	Middle	Highest
10	Channel	-	27710	-
	Frequency	-	2310	-
5	Channel	27685	27710	27735
	Frequency	2307.5	2310	2312.5

5G NR n38 Channel and Frequency List				
BW [MHz]	Channel/Frequency(MHz)	Lowest	Middle	Highest
40	Channel	518000	519000	520000
	Frequency	2590	2595	2600
30	Channel	517000	519000	521000
	Frequency	2585	2595	2605
20	Channel	516000	519000	522000
	Frequency	2580	2595	2610
15	Channel	515500	519000	522500
	Frequency	2577.5	2595	2612.5
10	Channel	515000	519000	523000
	Frequency	2575	2595	2615

5G NR n41 Channel and Frequency List				
BW [MHz]	Channel/Frequency(MHz)	Lowest	Middle	Highest
100	Channel	509202	518598	528000
	Frequency	2546.01	2592.99	2640
90	Channel	508200	518598	528996
	Frequency	2541	2592.99	2644.98
80	Channel	507204	518598	529998
	Frequency	2536.02	2592.99	2649.99
70	Channel	506200	518598	531000
	Frequency	2531	2592.99	2655
60	Channel	505200	518598	531996
	Frequency	2526	2592.99	2659.98
50	Channel	504204	518598	532998
	Frequency	2521.02	2592.99	2664.99
40	Channel	503202	518598	534000
	Frequency	2516.01	2592.99	2670
30	Channel	502200	518598	534996
	Frequency	2511	2592.99	2674.98
20	Channel	501204	518598	535998
	Frequency	2506.02	2592.99	2679.99

5G NR n66 Channel and Frequency List				
BW [MHz]	Channel/Frequency(MHz)	Lowest	Middle	Highest
40	Channel	346000	349000	352000
	Frequency	1730	1745	1760
30	Channel	345000	349000	353000
	Frequency	1725	1745	1765
20	Channel	344000	349000	354000
	Frequency	1720	1745	1770
15	Channel	343500	349000	354500
	Frequency	1717.5	1745	1772.5
10	Channel	343000	349000	355000
	Frequency	1715	1745	1775
5	Channel	342500	349000	355500
	Frequency	1712.5	1745	1777.5

5G NR n71 Channel and Frequency List				
BW [MHz]	Channel/Frequency(MHz)	Lowest	Middle	Highest
20	Channel	134600	136100	137600
	Frequency	673	680.5	688
15	Channel	134100	136100	138100
	Frequency	670.5	680.5	690.5
10	Channel	133600	136100	138600
	Frequency	668	680.5	693
5	Channel	133100	136100	139100
	Frequency	665.5	680.5	695.5

5G NR Band n77 (Part27O) Channel and Frequency List				
BW [MHz]	Channel/Frequency(MHz)	Lowest	Middle	Highest
100	Channel	650000	656000	662000
	Frequency	3750	3840	3930
90	Channel	649668	656000	662332
	Frequency	3745.02	3840	3934.98
80	Channel	649334	656000	662666
	Frequency	3740.01	3840	3939.99
70	Channel	649000	656000	663000
	Frequency	3735	3840	3945
60	Channel	648668	656000	663332
	Frequency	3730.02	3840	3949.98
50	Channel	648334	656000	663666
	Frequency	3725.01	3840	3954.99
40	Channel	648000	656000	664000
	Frequency	3720	3840	3960
30	Channel	647668	656000	664332
	Frequency	3715.02	3840	3965
20	Channel	647334	656000	664666
	Frequency	3710.01	3840	3969.99
15	Channel	647168	656000	664832
	Frequency	3707.52	3840	3972.48
10	Channel	647000	656000	665000
	Frequency	3705	3840	3975

5G NR n78 (Part27O) Channel and Frequency List				
BW [MHz]	Channel/Frequency(MHz)	Lowest	Middle	Highest
100	Channel	-	650000	-
	Frequency	-	3750	-
90	Channel	649668	650000	650332
	Frequency	3745.02	3750	3754.98
80	Channel	649334	650000	650666
	Frequency	3740.01	3750	3759.99
70	Channel	649000	650000	651000
	Frequency	3735	6750	3765
60	Channel	648668	650000	651332
	Frequency	3730.02	3750	3769.98
50	Channel	648334	650000	651666
	Frequency	3725.01	3750	3774.99
40	Channel	648000	650000	652000
	Frequency	3720	3750	3780
30	Channel	647668	650000	652332
	Frequency	3715.02	3750	3784.98
20	Channel	647334	650000	652666
	Frequency	3710.01	3750	3789.99
15	Channel	647168	650000	652832
	Frequency	3707.52	3750	3792.48
10	Channel	647000	650000	653000
	Frequency	3705	3750	3795

5G NR Band n77 (Part27Q) Channel and Frequency List				
BW [MHz]	Channel/Frequency(MHz)	Lowest	Middle	Highest
100	Channel	-	633334	-
	Frequency	-	3500.01	-
90	Channel	633000	633334	633666
	Frequency	3495	3500.01	3504.99
80	Channel	632668	633334	634000
	Frequency	3490.02	3500.01	3510
70	Channel	632334	633334	634332
	Frequency	3485.01	3500.01	3514.98
60	Channel	632000	633334	634666
	Frequency	3480	3500.01	3519.99
50	Channel	631668	633334	635000
	Frequency	3475.02	3500.01	3525
40	Channel	631334	633334	635332
	Frequency	3470.01	3500.01	3529.98
30	Channel	631000	633334	635666
	Frequency	3465	3500.01	3534.99
20	Channel	630668	633334	636000
	Frequency	3460.02	3500.01	3540
15	Channel	630500	633334	636166
	Frequency	3457.5	3500.01	3542.49
10	Channel	630334	633334	636332
	Frequency	3455.01	3500.01	3544.98

5G NR n78 (Part27Q) Channel and Frequency List				
BW [MHz]	Channel/Frequency(MHz)	Lowest	Middle	Highest
100	Channel	-	633334	-
	Frequency	-	3500.01	-
90	Channel	633000	633334	633666
	Frequency	3495	3500.01	3504.99
80	Channel	632668	633334	634000
	Frequency	3490.02	3500.01	3510
70	Channel	632334	633334	634332
	Frequency	3485.01	3500.01	3514.98
60	Channel	632000	633334	634666
	Frequency	3480	3500.01	3519.99
50	Channel	631668	633334	635000
	Frequency	3475.02	3500.01	3525
40	Channel	631334	633334	635332
	Frequency	3470.01	3500.01	3529.98
30	Channel	631000	633334	635666
	Frequency	3465	3500.01	3534.99
20	Channel	630668	633334	636000
	Frequency	3460.02	3500.01	3540
15	Channel	630500	633334	636166
	Frequency	3457.5	3500.01	3542.49
10	Channel	630334	633334	636332
	Frequency	3455.01	3500.01	3544.98

3 Conducted Test Items

3.1 Measuring Instruments

See list of measuring instruments of this test report.

3.1.1 Test Setup

3.1.2 Conducted Output Power



3.1.3 Test Result of Conducted Test

Please refer to Appendix A.

3.2 Conducted Output Power and ERP/EIRP

3.2.1 Description of the Conducted Output Power Measurement and ERP/EIRP Measurement

A system simulator was used to establish communication with the EUT. Its parameters were set to force the EUT transmitting at maximum output power. The measured power in the radio frequency on the transmitter output terminals shall be reported.

The ERP of mobile transmitters must not exceed 7 Watts for 5G NR n5, n26 (Part 22H)

The Conducted Power of mobile transmitters must not exceed 100 Watts for 5G NR n26 (Part 90S)

The ERP of mobile transmitters must not exceed 3 Watts for 5G NR n12, n13, n14, n71

The EIRP of mobile transmitters must not exceed 2 Watts for 5G NR n2, n25, n7, n38, n41

The EIRP of mobile transmitters must not exceed 1 Watts for 5G NR n66, n77, n78

The EIRP of mobile transmitters must not exceed 250mW/5MHz for 5G NR n30

According to KDB 412172 D01 Power Approach,

EIRP = $P_T + G_T – L_C$, ERP = EIRP -2.15, where

P_T = transmitter output power in dBm

G_T = gain of the transmitting antenna in dBi

L_C = signal attenuation in the connecting cable between the transmitter and antenna in dB

3.2.2 Test Procedures

1. The transmitter output port was connected to the system simulator.
2. Set EUT at maximum power through the system simulator.
3. Select lowest, middle, and highest channels for each band and different modulation.
4. Measure and record the power level from the system simulator.
5. The MIMO mode is completely uncorrelated, so the directional gain is selected the maximum gain among all antennas.

4 Radiated Test Items

4.1 Measuring Instruments

See list of measuring instruments of this test report.

4.1.1 Test Setup

For radiated test below 30MHz

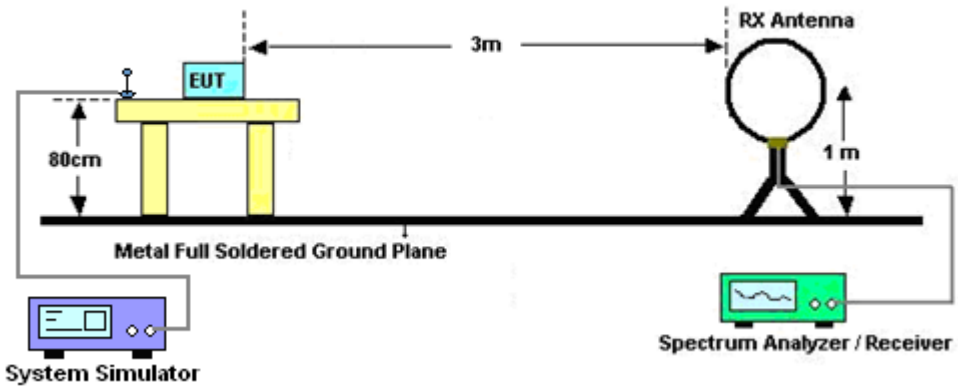

For radiated test from 30MHz to 1GHz

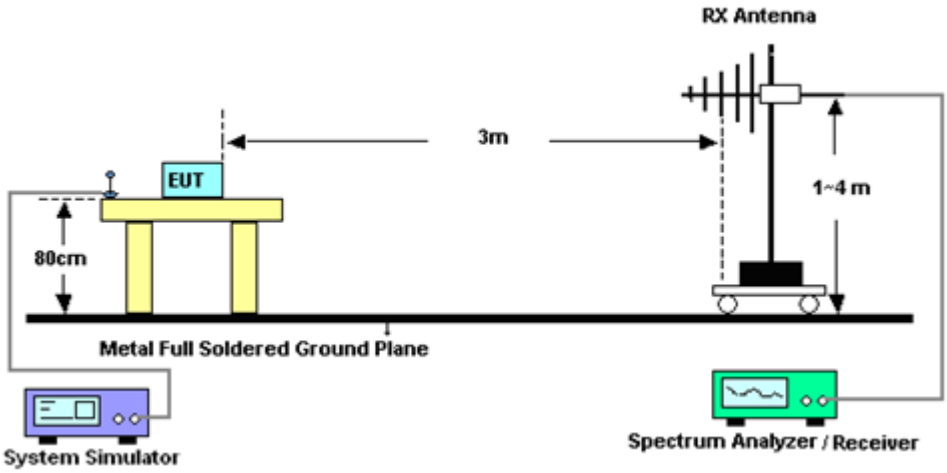

For radiated test from 1GHz to 18GHz

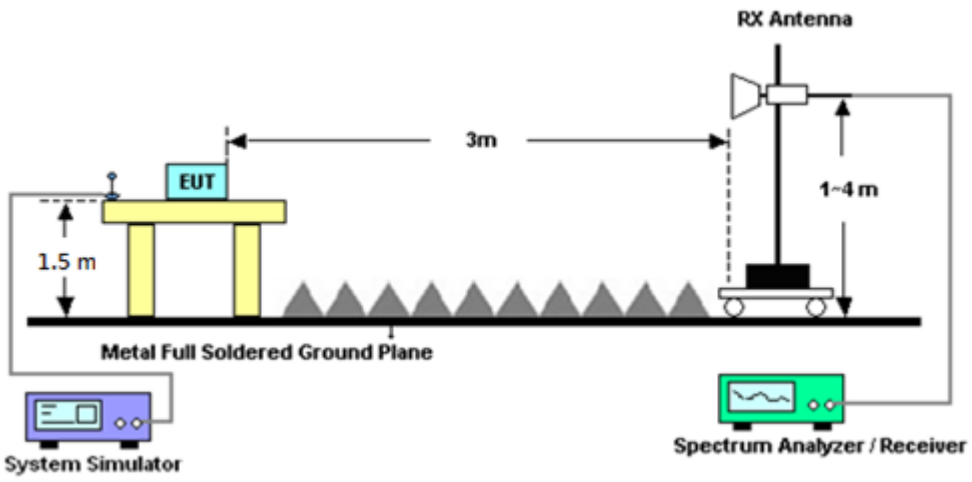

For radiated test above 18GHz

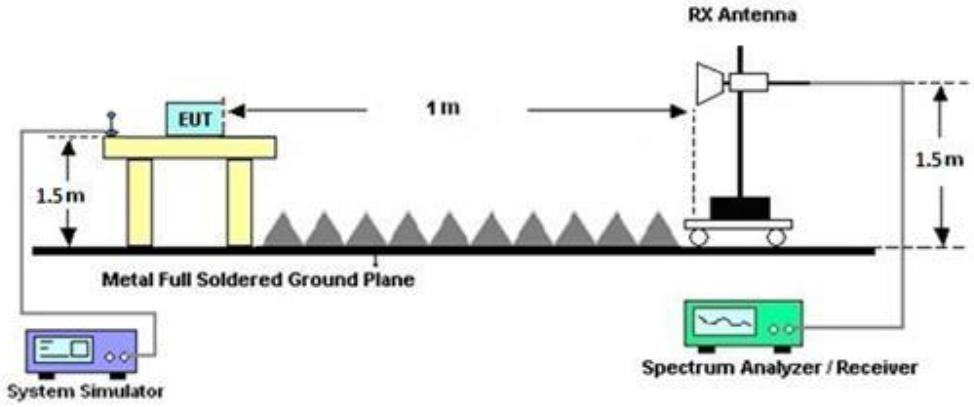

4.1.2 Test Result of Radiated Test

Please refer to Appendix B.

Note:

The low frequency, which started from 9 kHz to 30MHz, was pre-scanned and the result which was 20dB lower than the limit line was not reported.

There is adequate comparison measurement of both open-field test site and alternative test site - semi-Anechoic chamber according to 414788 D01 Radiated Test Site v01r01, and the result came out very similar.

4.2 Radiated Spurious Emission Measurement

4.2.1 Description of Radiated Spurious Emission Measurement

The radiated spurious emission was measured by substitution method according to ANSI / TIA-603-E. The power of any emission outside of the authorized operating frequency ranges must be attenuated below the transmitter power (P) by a factor of at least 43 + 10 log (P) dB

For 5G NR n41

The power of any emission outside of the authorized operating frequency ranges must be attenuated below the transmitter power (P) by a factor of at least 55 + 10 log (P) dB.

For 5G NR n13

For operations in the 746-758 MHz, 775-788 MHz, and 805-806 MHz bands, emissions in the band 1559-1610 MHz shall be limited to −70 dBW/MHz equivalent isotropically radiated power (EIRP) for wideband signals, and −80 dBW EIRP for discrete emissions of less than 700 Hz bandwidth.

For 5G NR n30

The power of any emission outside of the authorized operating frequency ranges must be attenuated below the transmitter power (P) by a factor of at least 70 + 10 log (P) dB.

The spectrum is scanned from 30 MHz up to a frequency including its 10th harmonic.

4.2.2 Test Procedures

The testing follows FCC KDB 971168 D01 v03r01 Section 7 and ANSI C63.26-2015 section 5.5.4 Radiated measurement using the field strength method.

1. The EUT was placed on a turntable with 0.8 meter for frequency below 1GHz and 1.5 meter for frequency above 1GHz respectively above ground.
2. The EUT was set 3 meters from the receiving antenna, which was mounted on the antenna tower.
3. The table was rotated 360 degrees to determine the position of the highest spurious emission.
4. The height of the receiving antenna is varied between one meter and four meters to search the maximum spurious emission for both horizontal and vertical polarizations.
5. Make the measurement with the spectrum analyzer's RBW = 1MHz, VBW = 3MHz, taking the record of maximum spurious emission.
6. To convert spectrum reading E(dBuV/m) to EIRP(dBm)

   EIRP(dBm) = Level (dBuV/m) + 20log(d) -104.77, where d is the distance at which filed strength limit is specified in the rules.
7. Field Strength Level (dBm) = Spectrum Reading (dBm) + Antenna Factor + Cable Loss + Read Level - Preamp Factor.
8. ERP (dBm) = EIRP (dBm) - 2.15
9. The RF fundamental frequency should be excluded against the limit line in the operating frequency band.

   The limit line is derived from 43 + 10log(P)dB below the transmitter power P(Watts)

   For 5G NR n30

   The limit line is derived from 70 + 10log(P)dB below the transmitter power P(Watts)

   For 5G NR n41

   The limit line is derived from 55 + 10log(P)dB below the transmitter power P(Watts)

5 List of Measuring Equipment

Instrument	Brand Name	Model No.	Serial No.	Characteristics	Calibration Date	Test Date	Due Date	Remark
Loop Antenna	Rohde & Schwarz	HFH2-Z2	100488	9 kHz~30 MHz	Sep. 12, 2023	Nov. 09, 2023~ Nov. 19, 2023	Sep. 11, 2024	Radiation (03CH16-HY)
SHF-EHF Horn Antenna	SCHWARZBECK	BBHA9170	1223	18GHz-40GHz	Jul. 10, 2023	Nov. 09, 2023~ Nov. 19, 2023	Jul. 09, 2024	Radiation (03CH16-HY)
EMI Test Receiver	Keysight	N9038A(MXE)	MY57290111	3Hz~26.5GHz	Dec. 15, 2022	Nov. 09, 2023~ Nov. 19, 2023	Dec. 14, 2023	Radiation (03CH16-HY)
Bilog Antenna	TESEQ	CBL 6111D & 00802N1D01N-06	47020 & 06	30MHz to 1GHz	Oct. 07, 2023	Nov. 09, 2023~ Nov. 19, 2023	Oct. 06, 2024	Radiation (03CH16-HY)
Horn Antenna	SCHWARZBECK	BBHA 9120 D	9120D-1522	1G~18GHz	Mar. 23, 2023	Nov. 09, 2023~ Nov. 19, 2023	Mar. 22, 2024	Radiation (03CH16-HY)
Amplifier	SONOMA	310N	371607	9kHz~1GHz	Jul. 03, 2023	Nov. 09, 2023~ Nov. 19, 2023	Jul. 02, 2024	Radiation (03CH16-HY)
Preamplifier	EMEC	EM1G18G	060812	1GHz~18GHz	Dec. 26, 2022	Nov. 09, 2023~ Nov. 19, 2023	Dec. 25, 2023	Radiation (03CH16-HY)
Preamplifier	EMEC	EM18G40G	060801	18GHz~40GHz	Jun. 27, 2023	Nov. 09, 2023~ Nov. 19, 2023	Jun. 26, 2024	Radiation (03CH16-HY)
Filter	Wainwright	WLK4-1000-1530-8000-40SS	SN17	1.53GHz Low Pass Filter	Jan. 17, 2023	Nov. 09, 2023~ Nov. 19, 2023	Jan. 16, 2024	Radiation (03CH16-HY)
Filter	Wainwright	WHKX12-2700-3000-18000-60ST	SN3	3GHz High Pass Filter	Jun. 29, 2023	Nov. 09, 2023~ Nov. 19, 2023	Jun. 28, 2024	Radiation (03CH16-HY)
Filter	Wainwright	WHKX8-5872.5-6750-18000-40ST	SN27	6.75GHz High Pass Filter	Nov. 14, 2022	Nov. 09, 2023~ Nov. 12, 2023	Nov. 13, 2023	Radiation (03CH16-HY)
Filter	Wainwright	WHKX8-5872.5-6750-18000-40ST	SN27	6.75GHz High Pass Filter	Nov. 13, 2023	Nov. 13, 2023~ Nov. 19, 2023	Nov. 12, 2024	Radiation (03CH16-HY)
RF Cable	HUBER + SUHNER	SUCOFLEX 102	803951/2	9K~30M	Mar. 07, 2023	Nov. 09, 2023~ Nov. 19, 2023	Mar. 06, 2024	Radiation (03CH16-HY)
RF Cable	HUBER + SUHNER	SUCOFLEX 102/SUCOFLEX 104	EC-A5-300-5757,805935/4,802434/4	30MHz~18GHz	Aug. 08, 2023	Nov. 09, 2023~ Nov. 19, 2023	Aug. 07, 2024	Radiation (03CH16-HY)
RF Cable	HUBER + SUHNER	SUCOFLEX 102	804011/2,804012/2	18-40GHz	Jan. 03, 2023	Nov. 09, 2023~ Nov. 19, 2023	Jan. 02, 2024	Radiation (03CH16-HY)
Software	Audix	E3 6.2009-8-24	RK-001136	N/A	N/A	Nov. 09, 2023~ Nov. 19, 2023	N/A	Radiation (03CH16-HY)
Controller	ChainTek	3000-1	N/A	Control Turn table & Ant Mast	N/A	Nov. 09, 2023~ Nov. 19, 2023	N/A	Radiation (03CH16-HY)
Antenna Mast	ChainTek	MBS-520-1	N/A	1m~4m	N/A	Nov. 09, 2023~ Nov. 19, 2023	N/A	Radiation (03CH16-HY)
Turn Table	ChainTek	T-200-S-1	N/A	0~360 Degree	N/A	Nov. 09, 2023~ Nov. 19, 2023	N/A	Radiation (03CH16-HY)
Base Station (Measure)	Anritsu	MT8000A	6261849015	FR1	Dec. 09, 2022	Oct. 06, 2023~ Nov. 15, 2023	Dec. 08, 2023	Conducted (TH03-HY)

6 Measurement Uncertainty

Uncertainty of Radiated Emission Measurement (30 MHz ~ 1000 MHz)

Measuring Uncertainty for a Level of Confidence of 95% (U = 2Uc(y))	3.09 dB

Uncertainty of Radiated Emission Measurement (1 GHz ~ 18 GHz)

Measuring Uncertainty for a Level of Confidence of 95% (U = 2Uc(y))	3.55 dB

Uncertainty of Radiated Emission Measurement (18 GHz ~ 40 GHz)

Measuring Uncertainty for a Level of Confidence of 95% (U = 2Uc(y))	4.02 dB

Appendix A. Test Results of Conducted Test

Conducted Output Power(Average power) and ERP/EIRP

<SISO Mode>

NR n2 Maximum Average Power [dBm] (GT - LC = 0.76 dB)								
BW [MHz]	RB Size	RB Offset	Mod	Lowest	Middle	Highest	EIRP (dBm)	EIRP(W)
5	1	1	PI/2 BPSK	23.69	23.70	23.71	24.52	0.2831
5	1	1	QPSK	23.76	23.72	23.73		
5	1	1	16-QAM	22.72	22.61	22.60	23.48	0.2228
Limit	EIRP < 2W			Result			Pass	

NR n2 Maximum Average Power [dBm] (GT - LC = 0.76 dB)								
BW [MHz]	RB Size	RB Offset	Mod	Lowest	Middle	Highest	EIRP (dBm)	EIRP(W)
10	1	1	PI/2 BPSK	23.89	23.78	23.87	24.66	0.2924
10	1	1	QPSK	23.90	23.78	23.77		
10	1	1	16-QAM	22.76	22.61	22.68	23.52	0.2249
Limit	EIRP < 2W			Result			Pass	

NR n2 Maximum Average Power [dBm] (GT - LC = 0.76 dB)								
BW [MHz]	RB Size	RB Offset	Mod	Lowest	Middle	Highest	EIRP (dBm)	EIRP(W)
15	1	1	PI/2 BPSK	24.15	23.89	23.91	24.91	0.3097
15	1	1	QPSK	23.93	23.92	23.90		
15	1	1	16-QAM	22.86	22.79	22.86	23.62	0.2301
Limit	EIRP < 2W			Result			Pass	

NR n2 Maximum Average Power [dBm] (GT - LC = 0.76 dB)								
BW [MHz]	RB Size	RB Offset	Mod	Lowest	Middle	Highest	EIRP (dBm)	EIRP(W)
20	1	1	PI/2 BPSK	23.90	23.84	23.87	24.68	0.2938
20	1	1	QPSK	23.91	23.85	23.92		
20	1	1	16-QAM	22.87	22.77	22.79	23.63	0.2307
Limit	EIRP < 2W			Result			Pass	

NR n5 Maximum Average Power [dBm] (GT - LC = 0.38 dB)								
BW [MHz]	RB Size	RB Offset	Mod	Lowest	Middle	Highest	ERP (dBm)	ERP(W)
5	1	1	PI/2 BPSK	24.41	24.38	24.25	22.64	0.1837
5	1	1	QPSK	24.35	24.36	24.28		
5	1	1	16-QAM	23.27	23.26	23.24	21.50	0.1413
Limit	ERP < 7W			Result			Pass	

NR n5 Maximum Average Power [dBm] (GT - LC = 0.38 dB)								
BW [MHz]	RB Size	RB Offset	Mod	Lowest	Middle	Highest	ERP (dBm)	ERP(W)
10	1	1	PI/2 BPSK	24.26	24.27	24.34	22.65	0.1841
10	1	1	QPSK	24.19	24.26	24.42		
10	1	1	16-QAM	23.19	23.21	23.28	21.51	0.1416
Limit	ERP < 7W			Result			Pass	

NR n5 Maximum Average Power [dBm] (GT - LC = 0.38 dB)								
BW [MHz]	RB Size	RB Offset	Mod	Lowest	Middle	Highest	ERP (dBm)	ERP(W)
15	1	1	PI/2 BPSK	24.20	24.25	24.33	22.77	0.1892
15	1	1	QPSK	24.32	24.31	24.54		
15	1	1	16-QAM	23.18	23.28	23.33	21.56	0.1432
Limit	ERP < 7W			Result			Pass	

NR n5 Maximum Average Power [dBm] (GT - LC = 0.38 dB)								
BW [MHz]	RB Size	RB Offset	Mod	Lowest	Middle	Highest	ERP (dBm)	ERP(W)
20	1	1	PI/2 BPSK	24.11	24.26	24.10	22.51	0.1782
20	1	1	QPSK	24.25	24.28	24.19		
20	1	1	16-QAM	23.11	23.19	23.11	21.42	0.1387
Limit	ERP < 7W			Result			Pass	

NR n7 Maximum Average Power [dBm] (GT - LC = 1.97 dB)								
BW [MHz]	RB Size	RB Offset	Mod	Lowest	Middle	Highest	EIRP (dBm)	EIRP(W)
5	1	1	PI/2 BPSK	24.46	24.02	23.95	26.43	0.4395
5	1	1	QPSK	24.43	24.17	24.22		
5	1	1	16-QAM	23.29	22.95	23.04	25.26	0.3357
Limit	EIRP < 2W			Result			Pass	

NR n7 Maximum Average Power [dBm] (GT - LC = 1.97 dB)								
BW [MHz]	RB Size	RB Offset	Mod	Lowest	Middle	Highest	EIRP (dBm)	EIRP(W)
10	1	1	PI/2 BPSK	24.27	24.16	24.05	26.24	0.4207
10	1	1	QPSK	24.27	24.11	24.08		
10	1	1	16-QAM	23.12	23.07	22.98	25.09	0.3228
Limit	EIRP < 2W			Result			Pass	

NR n7 Maximum Average Power [dBm] (GT - LC = 1.97 dB)								
BW [MHz]	RB Size	RB Offset	Mod	Lowest	Middle	Highest	EIRP (dBm)	EIRP(W)
15	1	1	PI/2 BPSK	24.43	24.15	24.28	26.42	0.4385
15	1	1	QPSK	24.45	24.27	24.39		
15	1	1	16-QAM	23.30	23.13	23.25	25.27	0.3365
Limit	EIRP < 2W			Result			Pass	

NR n7 Maximum Average Power [dBm] (GT - LC = 1.97 dB)								
BW [MHz]	RB Size	RB Offset	Mod	Lowest	Middle	Highest	EIRP (dBm)	EIRP(W)
20	1	1	PI/2 BPSK	24.51	24.33	24.28	26.51	0.4477
20	1	1	QPSK	24.54	24.33	24.33		
20	1	1	16-QAM	23.37	23.22	23.20	25.34	0.3420
Limit	EIRP < 2W			Result			Pass	

NR n7 Maximum Average Power [dBm] (GT - LC = 1.97 dB)								
BW [MHz]	RB Size	RB Offset	Mod	Lowest	Middle	Highest	EIRP (dBm)	EIRP(W)
25	1	1	PI/2 BPSK	24.57	24.33	24.32	26.57	0.4539
25	1	1	QPSK	24.60	24.42	24.34		
25	1	1	16-QAM	23.42	23.24	23.13	25.39	0.3459
Limit	EIRP < 2W			Result			Pass	

NR n7 Maximum Average Power [dBm] (GT - LC = 1.97 dB)								
BW [MHz]	RB Size	RB Offset	Mod	Lowest	Middle	Highest	EIRP (dBm)	EIRP(W)
30	1	1	PI/2 BPSK	24.54	24.49	24.28	26.51	0.4477
30	1	1	QPSK	24.52	24.52	24.40		
30	1	1	16-QAM	23.36	23.39	23.20	25.36	0.3436
Limit	EIRP < 2W			Result			Pass	

NR n7 Maximum Average Power [dBm] (GT - LC = 1.97 dB)								
BW [MHz]	RB Size	RB Offset	Mod	Lowest	Middle	Highest	EIRP (dBm)	EIRP(W)
40	1	1	PI/2 BPSK	24.60	24.55	24.48	26.72	0.4699
40	1	1	QPSK	24.75	24.55	24.60		
40	1	1	16-QAM	23.43	23.40	23.44	25.41	0.3475
Limit	EIRP < 2W			Result			Pass	

NR n12 Maximum Average Power [dBm] (GT - LC = -1.32 dB)								
BW [MHz]	RB Size	RB Offset	Mod	Lowest	Middle	Highest	ERP (dBm)	ERP(W)
5	1	1	PI/2 BPSK	23.74	23.61	23.71	20.35	0.1084
5	1	1	QPSK	23.82	23.69	23.62		
5	1	1	16-QAM	22.71	22.65	22.60	19.24	0.0839
Limit	ERP < 3W			Result			Pass	

NR n12 Maximum Average Power [dBm] (GT - LC = -1.32 dB)								
BW [MHz]	RB Size	RB Offset	Mod	Lowest	Middle	Highest	ERP (dBm)	ERP(W)
10	1	1	PI/2 BPSK	23.71	23.69	23.64	20.33	0.1079
10	1	1	QPSK	23.80	23.73	23.73		
10	1	1	16-QAM	22.77	22.70	22.75	19.30	0.0851
Limit	ERP < 3W			Result			Pass	

NR n12 Maximum Average Power [dBm] (GT - LC = -1.32 dB)								
BW [MHz]	RB Size	RB Offset	Mod	Lowest	Middle	Highest	ERP (dBm)	ERP(W)
15	1	1	PI/2 BPSK	24.12	23.82	23.80	20.65	0.1161
15	1	1	QPSK	23.92	23.84	23.83		
15	1	1	16-QAM	22.79	22.79	22.75	19.32	0.0855
Limit	ERP < 3W			Result			Pass	

NR n13 Maximum Average Power [dBm] (GT - LC = -0.12 dB)								
BW [MHz]	RB Size	RB Offset	Mod	Lowest	Middle	Highest	ERP (dBm)	ERP(W)
5	1	1	PI/2 BPSK	23.59	23.77	23.81	21.54	0.1426
5	1	1	QPSK	23.69	23.81	23.79		
5	1	1	16-QAM	22.65	22.76	22.76	20.49	0.1119
Limit	ERP < 3W			Result			Pass	

NR n13 Maximum Average Power [dBm] (GT - LC = -0.12 dB)								
BW [MHz]	RB Size	RB Offset	Mod	Lowest	Middle	Highest	ERP (dBm)	ERP(W)
10	1	1	PI/2 BPSK	-	23.83	-	21.56	0.1432
10	1	1	QPSK	-	23.81	-		
10	1	1	16-QAM	-	22.65	-	20.38	0.1091
Limit	ERP < 3W			Result			Pass	

NR n14 Maximum Average Power [dBm] (GT - LC = 0.1 dB)								
BW [MHz]	RB Size	RB Offset	Mod	Lowest	Middle	Highest	ERP (dBm)	ERP(W)
5	1	1	PI/2 BPSK	23.94	23.98	23.89	21.93	0.1560
5	1	1	QPSK	23.91	23.91	23.88		
5	1	1	16-QAM	22.85	22.86	22.79	20.81	0.1205
Limit	ERP < 3W			Result			Pass	

NR n14 Maximum Average Power [dBm] (GT - LC = 0.1 dB)								
BW [MHz]	RB Size	RB Offset	Mod	Lowest	Middle	Highest	ERP (dBm)	ERP(W)
10	1	1	PI/2 BPSK	-	23.76	-	21.83	0.1524
10	1	1	QPSK	-	23.88	-		
10	1	1	16-QAM	-	22.71	-	20.66	0.1164
Limit	ERP < 3W			Result			Pass	

NR n25 Maximum Average Power [dBm] (GT - LC = 0.52 dB)								
BW [MHz]	RB Size	RB Offset	Mod	Lowest	Middle	Highest	EIRP (dBm)	EIRP(W)
5	1	1	PI/2 BPSK	23.84	23.74	23.77	24.36	0.2729
5	1	1	QPSK	23.83	23.76	23.79		
5	1	1	16-QAM	22.83	22.77	22.65	23.35	0.2163
Limit	EIRP < 2W			Result			Pass	

NR n25 Maximum Average Power [dBm] (GT - LC = 0.52 dB)								
BW [MHz]	RB Size	RB Offset	Mod	Lowest	Middle	Highest	EIRP (dBm)	EIRP(W)
10	1	1	PI/2 BPSK	23.95	23.82	23.69	24.47	0.2799
10	1	1	QPSK	23.85	23.78	23.83		
10	1	1	16-QAM	22.85	22.77	22.66	23.37	0.2173
Limit	EIRP < 2W			Result			Pass	

NR n25 Maximum Average Power [dBm] (GT - LC = 0.52 dB)								
BW [MHz]	RB Size	RB Offset	Mod	Lowest	Middle	Highest	EIRP (dBm)	EIRP(W)
15	1	1	PI/2 BPSK	23.75	23.77	23.74	24.39	0.2748
15	1	1	QPSK	23.87	23.83	23.78		
15	1	1	16-QAM	22.86	22.91	22.93	23.45	0.2213
Limit	EIRP < 2W			Result			Pass	

NR n25 Maximum Average Power [dBm] (GT - LC = 0.52 dB)								
BW [MHz]	RB Size	RB Offset	Mod	Lowest	Middle	Highest	EIRP (dBm)	EIRP(W)
20	1	1	PI/2 BPSK	23.89	23.77	23.86	24.46	0.2793
20	1	1	QPSK	23.80	23.94	23.88		
20	1	1	16-QAM	22.80	22.80	23.87	24.39	0.2748
Limit	EIRP < 2W			Result			Pass	

NR n25 Maximum Average Power [dBm] (GT - LC = 0.52 dB)								
BW [MHz]	RB Size	RB Offset	Mod	Lowest	Middle	Highest	EIRP (dBm)	EIRP(W)
25	1	1	PI/2 BPSK	23.81	23.76	23.82	24.35	0.2723
25	1	1	QPSK	23.79	23.73	23.83		
25	1	1	16-QAM	22.77	22.83	22.86	23.38	0.2178
Limit	EIRP < 2W			Result			Pass	

NR n25 Maximum Average Power [dBm] (GT - LC = 0.52 dB)								
BW [MHz]	RB Size	RB Offset	Mod	Lowest	Middle	Highest	EIRP (dBm)	EIRP(W)
30	1	1	PI/2 BPSK	23.84	23.76	23.79	24.42	0.2767
30	1	1	QPSK	23.83	23.70	23.90		
30	1	1	16-QAM	22.84	22.77	22.86	23.38	0.2178
Limit	EIRP < 2W			Result			Pass	

NR n25 Maximum Average Power [dBm] (GT - LC = 0.52 dB)								
BW [MHz]	RB Size	RB Offset	Mod	Lowest	Middle	Highest	EIRP (dBm)	EIRP(W)
40	1	1	PI/2 BPSK	23.99	23.94	23.94	24.51	0.2825
40	1	1	QPSK	23.88	23.93	23.95		
40	1	1	16-QAM	22.77	22.81	22.91	23.43	0.2203
Limit	EIRP < 2W			Result			Pass	

Part22H NR n26 Maximum Average Power [dBm] (GT - LC = 0.33 dB)								
BW [MHz]	RB Size	RB Offset	Mod	Lowest	Middle	Highest	ERP (dBm)	ERP(W)
5	1	1	PI/2 BPSK	24.21	24.26	24.29	22.61	0.1824
5	1	1	QPSK	24.25	24.38	24.33		
5	1	1	16-QAM	23.18	23.32	23.19	21.55	0.1429
Limit	ERP < 7W			Result			Pass	

Part22H NR n26 Maximum Average Power [dBm] (GT - LC = 0.33 dB)								
BW [MHz]	RB Size	RB Offset	Mod	Lowest	Middle	Highest	ERP (dBm)	ERP(W)
10	1	1	PI/2 BPSK	24.14	24.27	24.23	22.57	0.1807
10	1	1	QPSK	24.15	24.26	24.34		
10	1	1	16-QAM	23.16	23.23	23.25	21.48	0.1406
Limit	ERP < 7W			Result			Pass	

Part22H NR n26 Maximum Average Power [dBm] (GT - LC = 0.33 dB)								
BW [MHz]	RB Size	RB Offset	Mod	Lowest	Middle	Highest	ERP (dBm)	ERP(W)
15	1	1	PI/2 BPSK	24.26	24.30	24.44	22.70	0.1862
15	1	1	QPSK	24.40	24.36	24.47		
15	1	1	16-QAM	23.23	23.27	23.34	21.57	0.1435
Limit	ERP < 7W			Result			Pass	

Part22H NR n26 Maximum Average Power [dBm] (GT - LC = 0.33 dB)								
BW [MHz]	RB Size	RB Offset	Mod	Lowest	Middle	Highest	ERP (dBm)	ERP(W)
20	1	1	PI/2 BPSK	24.31	24.35	24.23	22.58	0.1811
20	1	1	QPSK	24.29	24.34	24.34		
20	1	1	16-QAM	23.22	23.34	23.30	21.57	0.1435
Limit	ERP < 7W			Result			Pass	

NR n30 Maximum Average Power [dBm] (GT - LC = 0.98 dB)								
BW [MHz]	RB Size	RB Offset	Mod	Lowest	Middle	Highest	EIRP (dBm)	EIRP(W)
5	1	1	PI/2 BPSK	21.78	21.80	21.78	22.85	0.1928
5	1	1	QPSK	21.73	21.79	21.87		
5	1	1	16-QAM	20.73	20.74	20.76	21.74	0.1493
Limit	EIRP < 250 mW/5MHz			Result			Pass	

NR n30 Maximum Average Power [dBm] (GT - LC = 0.98 dB)								
BW [MHz]	RB Size	RB Offset	Mod	Lowest	Middle	Highest	EIRP (dBm)	EIRP(W)
10	1	1	PI/2 BPSK	-	21.85	-	22.83	0.1919
10	1	1	QPSK	-	21.83	-		
10	1	1	16-QAM	-	20.76	-	21.74	0.1493
Limit	EIRP < 250 mW/5MHz			Result			Pass	

Total EIRP power is less than partial EIRP limit 250 mW/5MHz.

NR n38 Maximum Average Power [dBm] (GT - LC = 1.86 dB)								
BW [MHz]	RB Size	RB Offset	Mod	Lowest	Middle	Highest	EIRP (dBm)	EIRP(W)
10	1	1	PI/2 BPSK	24.07	24.04	24.10	26.02	0.3999
10	1	1	QPSK	24.08	24.10	24.16		
10	1	1	16-QAM	23.19	23.03	23.16	25.05	0.3199
Limit	EIRP < 2W			Result			Pass	

NR n38 Maximum Average Power [dBm] (GT - LC = 1.86 dB)								
BW [MHz]	RB Size	RB Offset	Mod	Lowest	Middle	Highest	EIRP (dBm)	EIRP(W)
15	1	1	PI/2 BPSK	24.37	24.18	24.39	26.25	0.4217
15	1	1	QPSK	24.34	24.25	24.33		
15	1	1	16-QAM	23.46	23.23	23.45	25.32	0.3404
Limit	EIRP < 2W			Result			Pass	

NR n38 Maximum Average Power [dBm] (GT - LC = 1.86 dB)								
BW [MHz]	RB Size	RB Offset	Mod	Lowest	Middle	Highest	EIRP (dBm)	EIRP(W)
20	1	1	PI/2 BPSK	24.38	24.18	24.30	26.24	0.4207
20	1	1	QPSK	24.31	24.18	24.31		
20	1	1	16-QAM	23.43	23.13	23.42	25.29	0.3381
Limit	EIRP < 2W			Result			Pass	

NR n38 Maximum Average Power [dBm] (GT - LC = 1.86 dB)								
BW [MHz]	RB Size	RB Offset	Mod	Lowest	Middle	Highest	EIRP (dBm)	EIRP(W)
30	1	1	PI/2 BPSK	24.32	24.26	24.21	26.18	0.4150
30	1	1	QPSK	24.32	24.23	24.12		
30	1	1	16-QAM	23.42	23.31	23.28	25.28	0.3373
Limit	EIRP < 2W			Result			Pass	

NR n38 Maximum Average Power [dBm] (GT - LC = 1.86 dB)								
BW [MHz]	RB Size	RB Offset	Mod	Lowest	Middle	Highest	EIRP (dBm)	EIRP(W)
40	1	1	PI/2 BPSK	24.40	24.29	24.28	26.26	0.4227
40	1	1	QPSK	24.32	24.27	24.29		
40	1	1	16-QAM	23.43	23.32	23.33	25.29	0.3381
Limit	EIRP < 2W			Result			Pass	

NR n41 HPUE Maximum Average Power [dBm] (GT - LC = 1.59 dB)								
BW [MHz]	RB Size	RB Offset	Mod	Lowest	Middle	Highest	EIRP (dBm)	EIRP(W)
20	1	1	PI/2 BPSK	26.89	26.83	26.57	28.48	0.7047
20	1	1	QPSK	26.83	26.87	26.55		
20	1	1	16-QAM	25.92	25.92	25.65	27.51	0.5636
Limit	EIRP < 2W			Result			Pass	

NR n41 HPUE Maximum Average Power [dBm] (GT - LC = 1.59 dB)								
BW [MHz]	RB Size	RB Offset	Mod	Lowest	Middle	Highest	EIRP (dBm)	EIRP(W)
30	1	1	PI/2 BPSK	26.90	26.82	26.72	28.56	0.7178
30	1	1	QPSK	26.81	26.97	26.69		
30	1	1	16-QAM	25.97	25.89	25.83	27.56	0.5702
Limit	EIRP < 2W			Result			Pass	

NR n41 HPUE Maximum Average Power [dBm] (GT - LC = 1.59 dB)								
BW [MHz]	RB Size	RB Offset	Mod	Lowest	Middle	Highest	EIRP (dBm)	EIRP(W)
40	1	1	PI/2 BPSK	26.91	27.02	26.68	28.61	0.7261
40	1	1	QPSK	26.86	26.92	26.68		
40	1	1	16-QAM	26.11	26.06	25.76	27.70	0.5888
Limit	EIRP < 2W			Result			Pass	

NR n41 HPUE Maximum Average Power [dBm] (GT - LC = 1.59 dB)								
BW [MHz]	RB Size	RB Offset	Mod	Lowest	Middle	Highest	EIRP (dBm)	EIRP(W)
50	1	1	PI/2 BPSK	26.82	26.87	26.72	28.46	0.7015
50	1	1	QPSK	26.75	26.82	26.60		
50	1	1	16-QAM	26.00	26.02	25.76	27.61	0.5768
Limit	EIRP < 2W			Result			Pass	

NR n41 HPUE Maximum Average Power [dBm] (GT - LC = 1.59 dB)								
BW [MHz]	RB Size	RB Offset	Mod	Lowest	Middle	Highest	EIRP (dBm)	EIRP(W)
60	1	1	PI/2 BPSK	26.82	26.86	26.61	28.45	0.6998
60	1	1	QPSK	26.68	26.77	26.64		
60	1	1	16-QAM	25.78	25.93	25.78	27.52	0.5649
Limit	EIRP < 2W			Result			Pass	

NR n41 HPUE Maximum Average Power [dBm] (GT - LC = 1.59 dB)								
BW [MHz]	RB Size	RB Offset	Mod	Lowest	Middle	Highest	EIRP (dBm)	EIRP(W)
70	1	1	PI/2 BPSK	26.73	26.74	26.70	28.33	0.6808
70	1	1	QPSK	26.56	26.61	26.70		
70	1	1	16-QAM	25.67	25.80	25.84	27.43	0.5534
Limit	EIRP < 2W			Result			Pass	

NR n41 HPUE Maximum Average Power [dBm] (GT - LC = 1.59 dB)								
BW [MHz]	RB Size	RB Offset	Mod	Lowest	Middle	Highest	EIRP (dBm)	EIRP(W)
80	1	1	PI/2 BPSK	26.57	26.66	26.70	28.29	0.6745
80	1	1	QPSK	26.47	26.60	26.60		
80	1	1	16-QAM	25.69	25.75	25.75	27.34	0.5420
Limit	EIRP < 2W			Result			Pass	

NR n41 HPUE Maximum Average Power [dBm] (GT - LC = 1.59 dB)								
BW [MHz]	RB Size	RB Offset	Mod	Lowest	Middle	Highest	EIRP (dBm)	EIRP(W)
90	1	1	PI/2 BPSK	26.61	26.69	26.54	28.28	0.6730
90	1	1	QPSK	26.52	26.57	26.53		
90	1	1	16-QAM	25.73	25.75	25.67	27.34	0.5420
Limit	EIRP < 2W			Result			Pass	

NR n41 HPUE Maximum Average Power [dBm] (GT - LC = 1.59 dB)								
BW [MHz]	RB Size	RB Offset	Mod	Lowest	Middle	Highest	EIRP (dBm)	EIRP(W)
100	1	1	PI/2 BPSK	26.57	26.64	26.59	28.23	0.6653
100	1	1	QPSK	26.57	26.55	26.51		
100	1	1	16-QAM	25.77	25.71	25.68	27.36	0.5445
Limit	EIRP < 2W			Result			Pass	

NR n66 Maximum Average Power [dBm] (GT - LC = 1.45 dB)								
BW [MHz]	RB Size	RB Offset	Mod	Lowest	Middle	Highest	EIRP (dBm)	EIRP(W)
5	1	1	PI/2 BPSK	23.83	23.77	23.81	25.33	0.3412
5	1	1	QPSK	23.86	23.68	23.88		
5	1	1	16-QAM	22.76	22.58	22.77	24.22	0.2642
Limit	EIRP < 1W			Result			Pass	

NR n66 Maximum Average Power [dBm] (GT - LC = 1.45 dB)								
BW [MHz]	RB Size	RB Offset	Mod	Lowest	Middle	Highest	EIRP (dBm)	EIRP(W)
10	1	1	PI/2 BPSK	23.88	23.69	23.86	25.35	0.3428
10	1	1	QPSK	23.90	23.69	23.86		
10	1	1	16-QAM	22.70	22.66	22.73	24.18	0.2618
Limit	EIRP < 1W			Result			Pass	

NR n66 Maximum Average Power [dBm] (GT - LC = 1.45 dB)								
BW [MHz]	RB Size	RB Offset	Mod	Lowest	Middle	Highest	EIRP (dBm)	EIRP(W)
15	1	1	PI/2 BPSK	24.22	23.85	23.81	25.67	0.3690
15	1	1	QPSK	23.97	23.84	23.91		
15	1	1	16-QAM	22.75	22.86	22.82	24.31	0.2698
Limit	EIRP < 1W			Result			Pass	

NR n66 Maximum Average Power [dBm] (GT - LC = 1.45 dB)								
BW [MHz]	RB Size	RB Offset	Mod	Lowest	Middle	Highest	EIRP (dBm)	EIRP(W)
20	1	1	PI/2 BPSK	23.81	23.95	23.87	25.41	0.3475
20	1	1	QPSK	23.75	23.94	23.96		
20	1	1	16-QAM	22.68	22.68	22.81	24.26	0.2667
Limit	EIRP < 1W			Result			Pass	

NR n66 Maximum Average Power [dBm] (GT - LC = 1.45 dB)								
BW [MHz]	RB Size	RB Offset	Mod	Lowest	Middle	Highest	EIRP (dBm)	EIRP(W)
30	1	1	PI/2 BPSK	23.86	23.88	23.73	25.36	0.3436
30	1	1	QPSK	23.82	23.91	23.76		
30	1	1	16-QAM	22.67	22.62	22.64	24.12	0.2582
Limit	EIRP < 1W			Result			Pass	

NR n66 Maximum Average Power [dBm] (GT - LC = 1.45 dB)								
BW [MHz]	RB Size	RB Offset	Mod	Lowest	Middle	Highest	EIRP (dBm)	EIRP(W)
40	1	1	PI/2 BPSK	23.80	23.84	23.55	25.29	0.3381
40	1	1	QPSK	23.83	23.79	23.64		
40	1	1	16-QAM	22.63	22.80	22.56	24.25	0.2661
Limit	EIRP < 1W			Result			Pass	

NR n71 Maximum Average Power [dBm] (GT - LC = -1.36 dB)								
BW [MHz]	RB Size	RB Offset	Mod	Lowest	Middle	Highest	ERP (dBm)	ERP(W)
5	1	1	PI/2 BPSK	24.71	24.84	24.63	21.34	0.1361
5	1	1	QPSK	24.65	24.85	24.63		
5	1	1	16-QAM	23.73	23.80	23.51	20.29	0.1069
Limit	ERP < 3W			Result			Pass	

NR n71 Maximum Average Power [dBm] (GT - LC = -1.36 dB)								
BW [MHz]	RB Size	RB Offset	Mod	Lowest	Middle	Highest	ERP (dBm)	ERP(W)
10	1	1	PI/2 BPSK	24.92	24.88	24.69	21.41	0.1384
10	1	1	QPSK	24.84	24.86	24.68		
10	1	1	16-QAM	23.71	23.85	23.59	20.34	0.1081
Limit	ERP < 3W			Result			Pass	

NR n71 Maximum Average Power [dBm] (GT - LC = -1.36 dB)								
BW [MHz]	RB Size	RB Offset	Mod	Lowest	Middle	Highest	ERP (dBm)	ERP(W)
15	1	1	PI/2 BPSK	24.84	24.84	24.84	21.33	0.1358
15	1	1	QPSK	24.76	24.82	24.80		
15	1	1	16-QAM	23.79	23.84	23.72	20.33	0.1079
Limit	ERP < 3W			Result			Pass	

NR n71 Maximum Average Power [dBm] (GT - LC = -1.36 dB)								
BW [MHz]	RB Size	RB Offset	Mod	Lowest	Middle	Highest	ERP (dBm)	ERP(W)
20	1	1	PI/2 BPSK	24.82	24.80	24.94	21.43	0.1390
20	1	1	QPSK	24.65	24.71	24.92		
20	1	1	16-QAM	23.70	23.83	23.96	20.45	0.1109
Limit	ERP < 3W			Result			Pass	

Part 27O NR n77 HPUE Maximum Average Power [dBm] (GT - LC = 0.89 dB)								
BW [MHz]	RB Size	RB Offset	Mod	Lowest	Middle	Highest	EIRP (dBm)	EIRP(W)
10	1	1	PI/2 BPSK	25.96	25.86	25.76	26.85	0.4842
10	1	1	QPSK	25.96	25.79	25.73		
10	1	1	16-QAM	25.18	24.94	24.88	26.07	0.4046
Limit	EIRP < 1W			Result			Pass	

Part 27O NR n77 HPUE Maximum Average Power [dBm] (GT - LC = 0.89 dB)								
BW [MHz]	RB Size	RB Offset	Mod	Lowest	Middle	Highest	EIRP (dBm)	EIRP(W)
15	1	1	PI/2 BPSK	26.24	25.92	25.99	27.13	0.5164
15	1	1	QPSK	26.16	26.08	25.98		
15	1	1	16-QAM	25.31	25.05	25.05	26.20	0.4169
Limit	EIRP < 1W			Result			Pass	

Part 27O NR n77 HPUE Maximum Average Power [dBm] (GT - LC = 0.89 dB)								
BW [MHz]	RB Size	RB Offset	Mod	Lowest	Middle	Highest	EIRP (dBm)	EIRP(W)
20	1	1	PI/2 BPSK	26.20	26.01	25.98	27.09	0.5117
20	1	1	QPSK	26.18	25.93	25.95		
20	1	1	16-QAM	25.38	25.01	25.11	26.27	0.4236
Limit	EIRP < 1W			Result			Pass	

Part 27O NR n77 HPUE Maximum Average Power [dBm] (GT - LC = 0.89 dB)								
BW [MHz]	RB Size	RB Offset	Mod	Lowest	Middle	Highest	EIRP (dBm)	EIRP(W)
30	1	1	PI/2 BPSK	26.17	25.98	26.18	27.07	0.5093
30	1	1	QPSK	26.14	26.01	26.09		
30	1	1	16-QAM	25.27	25.08	25.20	26.16	0.4130
Limit	EIRP < 1W			Result			Pass	

Part 27O NR n77 HPUE Maximum Average Power [dBm] (GT - LC = 0.89 dB)								
BW [MHz]	RB Size	RB Offset	Mod	Lowest	Middle	Highest	EIRP (dBm)	EIRP(W)
40	1	1	PI/2 BPSK	26.50	26.15	26.20	27.39	0.5483
40	1	1	QPSK	26.31	26.08	26.07		
40	1	1	16-QAM	25.47	25.11	25.27	26.36	0.4325
Limit	EIRP < 1W			Result			Pass	

Part 27O NR n77 HPUE Maximum Average Power [dBm] (GT - LC = 0.89 dB)								
BW [MHz]	RB Size	RB Offset	Mod	Lowest	Middle	Highest	EIRP (dBm)	EIRP(W)
50	1	1	PI/2 BPSK	26.03	25.82	25.91	26.92	0.4920
50	1	1	QPSK	25.96	25.84	25.88		
50	1	1	16-QAM	25.16	24.95	25.02	26.05	0.4027
Limit	EIRP < 1W			Result			Pass	

Part 27O NR n77 HPUE Maximum Average Power [dBm] (GT - LC = 0.89 dB)								
BW [MHz]	RB Size	RB Offset	Mod	Lowest	Middle	Highest	EIRP (dBm)	EIRP(W)
60	1	1	PI/2 BPSK	26.03	25.76	25.70	26.92	0.4920
60	1	1	QPSK	25.95	25.71	25.66		
60	1	1	16-QAM	25.09	24.83	24.89	25.98	0.3963
Limit	EIRP < 1W			Result			Pass	

Part 27O NR n77 HPUE Maximum Average Power [dBm] (GT - LC = 0.89 dB)								
BW [MHz]	RB Size	RB Offset	Mod	Lowest	Middle	Highest	EIRP (dBm)	EIRP(W)
70	1	1	PI/2 BPSK	25.87	25.79	25.54	26.76	0.4742
70	1	1	QPSK	25.84	25.67	25.56		
70	1	1	16-QAM	24.86	24.82	24.71	25.75	0.3758
Limit	EIRP < 1W			Result			Pass	

Part 27O NR n77 HPUE Maximum Average Power [dBm] (GT - LC = 0.89 dB)								
BW [MHz]	RB Size	RB Offset	Mod	Lowest	Middle	Highest	EIRP (dBm)	EIRP(W)
80	1	1	PI/2 BPSK	25.84	25.69	25.61	26.73	0.4710
80	1	1	QPSK	25.79	25.70	25.58		
80	1	1	16-QAM	24.97	24.77	24.71	25.86	0.3855
Limit	EIRP < 1W			Result			Pass	

Part 27O NR n77 HPUE Maximum Average Power [dBm] (GT - LC = 0.89 dB)								
BW [MHz]	RB Size	RB Offset	Mod	Lowest	Middle	Highest	EIRP (dBm)	EIRP(W)
90	1	1	PI/2 BPSK	25.38	25.31	25.25	26.27	0.4236
90	1	1	QPSK	25.29	25.30	25.25		
90	1	1	16-QAM	24.42	24.41	24.45	25.34	0.3420
Limit	EIRP < 1W			Result			Pass	

Part 27O NR n77 HPUE Maximum Average Power [dBm] (GT - LC = 0.89 dB)								
BW [MHz]	RB Size	RB Offset	Mod	Lowest	Middle	Highest	EIRP (dBm)	EIRP(W)
100	1	1	PI/2 BPSK	25.40	25.39	25.16	26.36	0.4325
100	1	1	QPSK	25.47	25.39	25.11		
100	1	1	16-QAM	24.59	24.50	24.28	25.48	0.3532
Limit	EIRP < 1W			Result			Pass	

Part 27O NR n78 HPUE Maximum Average Power [dBm] (GT - LC = 0.83 dB)								
BW [MHz]	RB Size	RB Offset	Mod	Lowest	Middle	Highest	EIRP (dBm)	EIRP(W)
10	1	1	PI/2 BPSK	25.87	25.95	25.89	26.78	0.4764
10	1	1	QPSK	25.83	25.92	25.84		
10	1	1	16-QAM	24.98	24.99	24.86	25.82	0.3819
Limit	EIRP < 1W			Result			Pass	

Part 27O NR n78 HPUE Maximum Average Power [dBm] (GT - LC = 0.83 dB)								
BW [MHz]	RB Size	RB Offset	Mod	Lowest	Middle	Highest	EIRP (dBm)	EIRP(W)
15	1	1	PI/2 BPSK	26.10	26.08	26.05	26.93	0.4932
15	1	1	QPSK	26.09	26.07	26.09		
15	1	1	16-QAM	25.23	25.19	25.22	26.06	0.4036
Limit	EIRP < 1W			Result			Pass	

Part 27O NR n78 HPUE Maximum Average Power [dBm] (GT - LC = 0.83 dB)								
BW [MHz]	RB Size	RB Offset	Mod	Lowest	Middle	Highest	EIRP (dBm)	EIRP(W)
20	1	1	PI/2 BPSK	26.16	26.10	26.07	26.99	0.5000
20	1	1	QPSK	26.15	26.08	26.05		
20	1	1	16-QAM	25.27	25.27	25.16	26.10	0.4074
Limit	EIRP < 1W			Result			Pass	

Part 27O NR n78 HPUE Maximum Average Power [dBm] (GT - LC = 0.83 dB)								
BW [MHz]	RB Size	RB Offset	Mod	Lowest	Middle	Highest	EIRP (dBm)	EIRP(W)
30	1	1	PI/2 BPSK	26.14	26.25	26.17	27.08	0.5105
30	1	1	QPSK	26.06	26.23	26.06		
30	1	1	16-QAM	25.24	25.34	25.36	26.19	0.4159
Limit	EIRP < 1W			Result			Pass	

Part 27O NR n78 HPUE Maximum Average Power [dBm] (GT - LC = 0.83 dB)								
BW [MHz]	RB Size	RB Offset	Mod	Lowest	Middle	Highest	EIRP (dBm)	EIRP(W)
40	1	1	PI/2 BPSK	26.30	26.45	26.21	27.28	0.5346
40	1	1	QPSK	26.27	26.26	26.17		
40	1	1	16-QAM	25.47	25.46	25.41	26.30	0.4266
Limit	EIRP < 1W			Result			Pass	

Part 27O NR n78 HPUE Maximum Average Power [dBm] (GT - LC = 0.83 dB)								
BW [MHz]	RB Size	RB Offset	Mod	Lowest	Middle	Highest	EIRP (dBm)	EIRP(W)
50	1	1	PI/2 BPSK	25.88	26.10	26.08	26.93	0.4932
50	1	1	QPSK	25.86	26.04	26.07		
50	1	1	16-QAM	25.03	25.08	25.21	26.04	0.4018
Limit	EIRP < 1W			Result			Pass	

Part 27O NR n78 HPUE Maximum Average Power [dBm] (GT - LC = 0.83 dB)								
BW [MHz]	RB Size	RB Offset	Mod	Lowest	Middle	Highest	EIRP (dBm)	EIRP(W)
60	1	1	PI/2 BPSK	25.96	25.89	25.95	26.79	0.4775
60	1	1	QPSK	25.91	25.92	25.90		
60	1	1	16-QAM	25.07	25.00	24.98	25.90	0.3890
Limit	EIRP < 1W			Result			Pass	

Part 27O NR n78 HPUE Maximum Average Power [dBm] (GT - LC = 0.83 dB)								
BW [MHz]	RB Size	RB Offset	Mod	Lowest	Middle	Highest	EIRP (dBm)	EIRP(W)
70	1	1	PI/2 BPSK	25.77	25.85	25.79	26.68	0.4656
70	1	1	QPSK	25.76	25.83	25.71		
70	1	1	16-QAM	24.90	24.95	24.88	25.78	0.3784
Limit	EIRP < 1W			Result			Pass	

Part 27O NR n78 HPUE Maximum Average Power [dBm] (GT - LC = 0.83 dB)								
BW [MHz]	RB Size	RB Offset	Mod	Lowest	Middle	Highest	EIRP (dBm)	EIRP(W)
80	1	1	PI/2 BPSK	25.84	25.83	25.82	26.67	0.4645
80	1	1	QPSK	25.81	25.81	25.75		
80	1	1	16-QAM	25.00	24.94	24.94	25.83	0.3828
Limit	EIRP < 1W			Result			Pass	

Part 27O NR n78 HPUE Maximum Average Power [dBm] (GT - LC = 0.83 dB)								
BW [MHz]	RB Size	RB Offset	Mod	Lowest	Middle	Highest	EIRP (dBm)	EIRP(W)
90	1	1	PI/2 BPSK	25.76	25.83	25.93	26.76	0.4742
90	1	1	QPSK	25.71	25.81	25.86		
90	1	1	16-QAM	24.91	25.02	25.02	25.85	0.3846
Limit	EIRP < 1W			Result			Pass	

Part 27O NR n78 HPUE Maximum Average Power [dBm] (GT - LC = 0.83 dB)								
BW [MHz]	RB Size	RB Offset	Mod	Lowest	Middle	Highest	EIRP (dBm)	EIRP(W)
100	1	1	PI/2 BPSK	-	25.88	-	26.71	0.4688
100	1	1	QPSK	-	25.82	-		
100	1	1	16-QAM	-	24.98	-	25.81	0.3811
Limit	EIRP < 1W			Result			Pass	

Part 27Q NR n77 HPUE Maximum Average Power [dBm] (GT - LC = 0.89 dB)								
BW [MHz]	RB Size	RB Offset	Mod	Lowest	Middle	Highest	EIRP (dBm)	EIRP(W)
10	1	1	PI/2 BPSK	26.53	26.46	26.58	27.52	0.5649
10	1	1	QPSK	26.63	26.60	26.51		
10	1	1	16-QAM	25.75	25.68	25.63	26.64	0.4613
Limit	EIRP < 1W			Result			Pass	

Part 27Q NR n77 HPUE Maximum Average Power [dBm] (GT - LC = 0.89 dB)								
BW [MHz]	RB Size	RB Offset	Mod	Lowest	Middle	Highest	EIRP (dBm)	EIRP(W)
15	1	1	PI/2 BPSK	26.91	26.71	26.66	27.80	0.6026
15	1	1	QPSK	26.76	26.70	26.61		
15	1	1	16-QAM	25.86	25.83	25.64	26.75	0.4732
Limit	EIRP < 1W			Result			Pass	

Part 27Q NR n77 HPUE Maximum Average Power [dBm] (GT - LC = 0.89 dB)								
BW [MHz]	RB Size	RB Offset	Mod	Lowest	Middle	Highest	EIRP (dBm)	EIRP(W)
20	1	1	PI/2 BPSK	26.86	26.62	26.71	27.79	0.6012
20	1	1	QPSK	26.90	26.63	26.66		
20	1	1	16-QAM	25.88	25.76	25.86	26.77	0.4753
Limit	EIRP < 1W			Result			Pass	

Part 27Q NR n77 HPUE Maximum Average Power [dBm] (GT - LC = 0.89 dB)								
BW [MHz]	RB Size	RB Offset	Mod	Lowest	Middle	Highest	EIRP (dBm)	EIRP(W)
30	1	1	PI/2 BPSK	26.92	26.75	27.03	27.92	0.6194
30	1	1	QPSK	26.76	26.71	26.91		
30	1	1	16-QAM	25.96	25.56	26.11	27.00	0.5012
Limit	EIRP < 1W			Result			Pass	

Part 27Q NR n77 HPUE Maximum Average Power [dBm] (GT - LC = 0.89 dB)								
BW [MHz]	RB Size	RB Offset	Mod	Lowest	Middle	Highest	EIRP (dBm)	EIRP(W)
40	1	1	PI/2 BPSK	26.95	26.69	26.81	27.84	0.6081
40	1	1	QPSK	26.91	26.72	26.83		
40	1	1	16-QAM	25.97	25.91	25.94	26.86	0.4853
Limit	EIRP < 1W			Result			Pass	

Part 27Q NR n77 HPUE Maximum Average Power [dBm] (GT - LC = 0.89 dB)								
BW [MHz]	RB Size	RB Offset	Mod	Lowest	Middle	Highest	EIRP (dBm)	EIRP(W)
50	1	1	PI/2 BPSK	26.70	26.63	26.59	27.59	0.5741
50	1	1	QPSK	26.64	26.58	26.57		
50	1	1	16-QAM	25.77	25.67	25.68	26.66	0.4634
Limit	EIRP < 1W			Result			Pass	

Part 27Q NR n77 HPUE Maximum Average Power [dBm] (GT - LC = 0.89 dB)								
BW [MHz]	RB Size	RB Offset	Mod	Lowest	Middle	Highest	EIRP (dBm)	EIRP(W)
60	1	1	PI/2 BPSK	26.77	26.61	26.59	27.66	0.5834
60	1	1	QPSK	26.68	26.58	26.55		
60	1	1	16-QAM	25.81	25.71	25.57	26.70	0.4677
Limit	EIRP < 1W			Result			Pass	

Part 27Q NR n77 HPUE Maximum Average Power [dBm] (GT - LC = 0.89 dB)								
BW [MHz]	RB Size	RB Offset	Mod	Lowest	Middle	Highest	EIRP (dBm)	EIRP(W)
70	1	1	PI/2 BPSK	26.55	26.56	26.37	27.45	0.5559
70	1	1	QPSK	26.53	26.53	26.43		
70	1	1	16-QAM	25.66	25.63	25.60	26.55	0.4519
Limit	EIRP < 1W			Result			Pass	

Part 27Q NR n77 HPUE Maximum Average Power [dBm] (GT - LC = 0.89 dB)								
BW [MHz]	RB Size	RB Offset	Mod	Lowest	Middle	Highest	EIRP (dBm)	EIRP(W)
80	1	1	PI/2 BPSK	26.51	26.49	26.51	27.40	0.5495
80	1	1	QPSK	26.48	26.50	26.49		
80	1	1	16-QAM	25.70	25.60	25.49	26.59	0.4560
Limit	EIRP < 1W			Result			Pass	

Part 27Q NR n77 HPUE Maximum Average Power [dBm] (GT - LC = 0.89 dB)								
BW [MHz]	RB Size	RB Offset	Mod	Lowest	Middle	Highest	EIRP (dBm)	EIRP(W)
90	1	1	PI/2 BPSK	26.56	26.50	26.45	27.45	0.5559
90	1	1	QPSK	26.52	26.51	26.45		
90	1	1	16-QAM	25.56	25.59	25.65	26.54	0.4508
Limit	EIRP < 1W			Result			Pass	

Part 27Q NR n77 HPUE Maximum Average Power [dBm] (GT - LC = 0.89 dB)								
BW [MHz]	RB Size	RB Offset	Mod	Lowest	Middle	Highest	EIRP (dBm)	EIRP(W)
100	1	1	PI/2 BPSK	-	26.38	-	27.27	0.5333
100	1	1	QPSK	-	26.36	-		
100	1	1	16-QAM	-	25.52	-	26.41	0.4375
Limit	EIRP < 1W			Result			Pass	

Part 27Q NR n78 HPUE Maximum Average Power [dBm] (GT - LC = 0.83 dB)								
BW [MHz]	RB Size	RB Offset	Mod	Lowest	Middle	Highest	EIRP (dBm)	EIRP(W)
10	1	1	PI/2 BPSK	26.62	26.64	26.61	27.53	0.5662
10	1	1	QPSK	26.70	26.61	26.61		
10	1	1	16-QAM	25.67	25.72	25.75	26.58	0.4550
Limit	EIRP < 1W			Result			Pass	

Part 27Q NR n78 HPUE Maximum Average Power [dBm] (GT - LC = 0.83 dB)								
BW [MHz]	RB Size	RB Offset	Mod	Lowest	Middle	Highest	EIRP (dBm)	EIRP(W)
15	1	1	PI/2 BPSK	26.82	26.64	26.74	27.65	0.5821
15	1	1	QPSK	26.81	26.61	26.61		
15	1	1	16-QAM	26.07	25.77	25.84	26.90	0.4898
Limit	EIRP < 1W			Result			Pass	

Part 27Q NR n78 HPUE Maximum Average Power [dBm] (GT - LC = 0.83 dB)								
BW [MHz]	RB Size	RB Offset	Mod	Lowest	Middle	Highest	EIRP (dBm)	EIRP(W)
20	1	1	PI/2 BPSK	26.91	26.76	26.63	27.74	0.5943
20	1	1	QPSK	26.88	26.66	26.53		
20	1	1	16-QAM	26.13	25.84	25.58	26.96	0.4966
Limit	EIRP < 1W			Result			Pass	

Part 27Q NR n78 HPUE Maximum Average Power [dBm] (GT - LC = 0.83 dB)								
BW [MHz]	RB Size	RB Offset	Mod	Lowest	Middle	Highest	EIRP (dBm)	EIRP(W)
30	1	1	PI/2 BPSK	26.90	26.82	26.76	27.77	0.5984
30	1	1	QPSK	26.94	26.79	26.68		
30	1	1	16-QAM	26.09	25.87	25.89	26.92	0.4920
Limit	EIRP < 1W			Result			Pass	

Part 27Q NR n78 HPUE Maximum Average Power [dBm] (GT - LC = 0.83 dB)								
BW [MHz]	RB Size	RB Offset	Mod	Lowest	Middle	Highest	EIRP (dBm)	EIRP(W)
40	1	1	PI/2 BPSK	27.06	26.85	26.69	27.89	0.6152
40	1	1	QPSK	26.95	26.82	26.60		
40	1	1	16-QAM	26.12	25.98	25.82	26.95	0.4955
Limit	EIRP < 1W			Result			Pass	

Part 27Q NR n78 HPUE Maximum Average Power [dBm] (GT - LC = 0.83 dB)								
BW [MHz]	RB Size	RB Offset	Mod	Lowest	Middle	Highest	EIRP (dBm)	EIRP(W)
50	1	1	PI/2 BPSK	26.73	26.49	26.45	27.56	0.5702
50	1	1	QPSK	26.67	26.56	26.45		
50	1	1	16-QAM	25.80	25.64	25.55	26.63	0.4603
Limit	EIRP < 1W			Result			Pass	

Part 27Q NR n78 HPUE Maximum Average Power [dBm] (GT - LC = 0.83 dB)								
BW [MHz]	RB Size	RB Offset	Mod	Lowest	Middle	Highest	EIRP (dBm)	EIRP(W)
60	1	1	PI/2 BPSK	26.74	26.60	26.52	27.57	0.5715
60	1	1	QPSK	26.70	26.65	26.55		
60	1	1	16-QAM	25.82	25.61	25.55	26.65	0.4624
Limit	EIRP < 1W			Result			Pass	

Part 27Q NR n78 HPUE Maximum Average Power [dBm] (GT - LC = 0.83 dB)								
BW [MHz]	RB Size	RB Offset	Mod	Lowest	Middle	Highest	EIRP (dBm)	EIRP(W)
70	1	1	PI/2 BPSK	26.62	26.55	26.44	27.45	0.5559
70	1	1	QPSK	26.49	26.51	26.43		
70	1	1	16-QAM	25.73	25.65	25.62	26.56	0.4529
Limit	EIRP < 1W			Result			Pass	

Part 27Q NR n78 HPUE Maximum Average Power [dBm] (GT - LC = 0.83 dB)								
BW [MHz]	RB Size	RB Offset	Mod	Lowest	Middle	Highest	EIRP (dBm)	EIRP(W)
80	1	1	PI/2 BPSK	26.54	26.52	26.50	27.38	0.5470
80	1	1	QPSK	26.55	26.46	26.46		
80	1	1	16-QAM	25.66	25.60	25.53	26.49	0.4457
Limit	EIRP < 1W			Result			Pass	

Part 27Q NR n78 HPUE Maximum Average Power [dBm] (GT - LC = 0.83 dB)								
BW [MHz]	RB Size	RB Offset	Mod	Lowest	Middle	Highest	EIRP (dBm)	EIRP(W)
90	1	1	PI/2 BPSK	26.59	26.53	26.54	27.42	0.5521
90	1	1	QPSK	26.59	26.53	26.51		
90	1	1	16-QAM	25.60	25.62	25.64	26.47	0.4436
Limit	EIRP < 1W			Result			Pass	

Part 27Q NR n78 HPUE Maximum Average Power [dBm] (GT - LC = 0.83 dB)								
BW [MHz]	RB Size	RB Offset	Mod	Lowest	Middle	Highest	EIRP (dBm)	EIRP(W)
100	1	1	PI/2 BPSK	-	26.44	-	27.27	0.5333
100	1	1	QPSK	-	26.39	-		
100	1	1	16-QAM	-	25.52	-	26.35	0.4315
Limit	EIRP < 1W			Result			Pass	

Part90s NR n26 Maximum Average Power [dBm] (GT - LC = 0.33 dB)								
BW [MHz]	RB Size	RB Offset	Mod	Lowest	Middle	Highest	ERP (dBm)	ERP
5	1	1	PI/2 BPSK	24.28	24.23	24.35	22.53	0.1791
5	1	1	QPSK	24.19	24.18	24.34		
5	1	1	16-QAM	23.15	23.14	23.21	21.39	0.1377
Limit	Power < 100W			Result			Pass	

Part90s NR n26 Maximum Average Power [dBm] (GT - LC = 0.33 dB)								
BW [MHz]	RB Size	RB Offset	Mod	Lowest	Middle	Highest	ERP (dBm)	ERP
10	1	1	PI/2 BPSK	-	24.26	-	22.44	0.1754
10	1	1	QPSK	-	24.21	-		
10	1	1	16-QAM	-	23.19	-	21.37	0.1371
Limit	Power < 100W			Result			Pass	

NR n26 Straddle Channel Maximum Average Power [dBm] (GT - LC = 0.33 dB)								
BW [MHz]	RB Size	RB Offset	Mod	Lowest	Middle	Highest	ERP (dBm)	ERP
5	1	1	PI/2 BPSK	-	24.36	-	22.54	0.1795
5	1	1	QPSK	-	24.33	-		
5	1	1	16-QAM	-	23.25	-	21.43	0.1390
Limit	Reporting only			Result			N/A	

NR n26 Straddle Channel Maximum Average Power [dBm] (GT - LC = 0.33 dB)								
BW [MHz]	RB Size	RB Offset	Mod	Lowest	Middle	Highest	ERP (dBm)	ERP
10	1	1	PI/2 BPSK	-	24.31	-	22.59	0.1816
10	1	1	QPSK	-	24.41	-		
10	1	1	16-QAM	-	23.34	-	21.52	0.1419
Limit	Reporting only			Result			N/A	

NR n26 Straddle Channel Maximum Average Power [dBm] (GT - LC = 0.33 dB)								
BW [MHz]	RB Size	RB Offset	Mod	Lowest	Middle	Highest	ERP (dBm)	ERP
15	1	1	PI/2 BPSK	-	24.21	-	22.46	0.1762
15	1	1	QPSK	-	24.28	-		
15	1	1	16-QAM	-	23.14	-	21.32	0.1355
Limit	Reporting only			Result			N/A	

NR n26 Straddle Channel Maximum Average Power [dBm] (GT - LC = 0.33 dB)								
BW [MHz]	RB Size	RB Offset	Mod	Lowest	Middle	Highest	ERP (dBm)	ERP
20	1	1	PI/2 BPSK	-	24.17	-	22.36	0.1722
20	1	1	QPSK	-	24.18	-		
20	1	1	16-QAM	-	23.14	-	21.32	0.1355
Limit	Reporting only			Result			N/A	

<MIMO Mode>

NR n38 Maximum Average Power [dBm], DG = 1.77 dBi														
BW	RB	RB	Mod	Antenna 0			Antenna 2			Combine			EIRP	EIRP
(MHz)	Size	Offset		Lowest	Middle	Highest	Lowest	Middle	Highest	Lowest	Middle	Highest	(dBm)	(W)
10	1	1	QPSK	19.61	19.53	19.66	19.24	19.43	19.50	22.44	22.49	22.59	24.36	0.2729
10	1	1	16-QAM	19.04	19.04	19.12	18.78	18.96	18.93	21.92	22.01	22.04	23.81	0.2404
Limit	EIRP < 2W			Result									Pass	

NR n38 Maximum Average Power [dBm], DG = 1.77 dBi														
BW	RB	RB	Mod	Antenna 0			Antenna 2			Combine			EIRP	EIRP
(MHz)	Size	Offset		Lowest	Middle	Highest	Lowest	Middle	Highest	Lowest	Middle	Highest	(dBm)	(W)
15	1	1	QPSK	19.71	19.56	19.71	19.47	19.53	19.61	22.60	22.56	22.67	24.44	0.2780
15	1	1	16-QAM	19.49	19.24	19.40	19.13	18.94	19.21	22.32	22.10	22.32	24.09	0.2564
Limit	EIRP < 2W			Result									Pass	

NR n38 Maximum Average Power [dBm], DG = 1.77 dBi														
BW	RB	RB	Mod	Antenna 0			Antenna 2			Combine			EIRP	EIRP
(MHz)	Size	Offset		Lowest	Middle	Highest	Lowest	Middle	Highest	Lowest	Middle	Highest	(dBm)	(W)
20	1	1	QPSK	19.85	19.65	19.83	19.40	19.70	19.75	22.64	22.69	22.80	24.57	0.2864
20	1	1	16-QAM	19.34	19.30	19.30	19.07	19.02	19.24	22.22	22.17	22.28	24.05	0.2541
Limit	EIRP < 2W			Result									Pass	

NR n38 Maximum Average Power [dBm], DG = 1.77 dBi														
BW	RB	RB	Mod	Antenna 0			Antenna 2			Combine			EIRP	EIRP
(MHz)	Size	Offset		Lowest	Middle	Highest	Lowest	Middle	Highest	Lowest	Middle	Highest	(dBm)	(W)
30	1	1	QPSK	19.86	19.63	19.67	19.50	19.45	19.56	22.69	22.55	22.63	24.46	0.2793
30	1	1	16-QAM	19.36	19.35	19.04	18.93	19.02	18.98	22.16	22.20	22.02	23.97	0.2495
Limit	EIRP < 2W			Result									Pass	

NR n38 Maximum Average Power [dBm], DG = 1.77 dBi														
BW	RB	RB	Mod	Antenna 0			Antenna 2			Combine			EIRP	EIRP
(MHz)	Size	Offset		Lowest	Middle	Highest	Lowest	Middle	Highest	Lowest	Middle	Highest	(dBm)	(W)
40	1	1	QPSK	19.95	19.78	19.82	19.47	19.46	19.74	22.73	22.63	22.79	24.56	0.2858
40	1	1	16-QAM	19.16	19.10	19.35	18.97	18.98	19.10	22.08	22.05	22.24	24.01	0.2518
Limit	EIRP < 2W			Result									Pass	

Remark : All transmit signals are completely uncorrelated with each other

NR n41 PC2 Maximum Average Power [dBm], DG = 1.59 dBi														
BW	RB	RB	Mod	Antenna 0			Antenna 2			Combine			EIRP	EIRP
(MHz)	Size	Offset		Lowest	Middle	Highest	Lowest	Middle	Highest	Lowest	Middle	Highest	(dBm)	(W)
20	1	1	QPSK	22.26	22.27	22.23	21.83	22.20	22.01	25.06	25.25	25.13	26.84	0.4831
20	1	1	16-QAM	22.01	22.01	21.77	21.31	21.62	21.45	24.68	24.83	24.62	26.42	0.4385
Limit	EIRP < 2W			Result									Pass	

NR n41 PC2 Maximum Average Power [dBm], DG = 1.59 dBi														
BW	RB	RB	Mod	Antenna 0			Antenna 2			Combine			EIRP	EIRP
(MHz)	Size	Offset		Lowest	Middle	Highest	Lowest	Middle	Highest	Lowest	Middle	Highest	(dBm)	(W)
30	1	1	QPSK	22.66	22.19	22.37	21.91	22.11	22.20	25.31	25.16	25.30	26.90	0.4898
30	1	1	16-QAM	22.06	22.02	21.79	1.45	21.64	21.58	22.10	24.84	24.70	26.43	0.4395
Limit	EIRP < 2W			Result									Pass	

NR n41 PC2 Maximum Average Power [dBm], DG = 1.59 dBi														
BW	RB	RB	Mod	Antenna 0			Antenna 2			Combine			EIRP	EIRP
(MHz)	Size	Offset		Lowest	Middle	Highest	Lowest	Middle	Highest	Lowest	Middle	Highest	(dBm)	(W)
40	1	1	QPSK	22.28	22.51	22.21	21.78	22.12	22.10	25.05	25.33	25.17	26.92	0.4920
40	1	1	16-QAM	22.02	22.03	21.93	21.45	21.60	21.66	24.75	24.83	24.81	26.42	0.4385
Limit	EIRP < 2W			Result									Pass	

NR n41 PC2 Maximum Average Power [dBm], DG = 1.59 dBi														
BW	RB	RB	Mod	Antenna 0			Antenna 2			Combine			EIRP	EIRP
(MHz)	Size	Offset		Lowest	Middle	Highest	Lowest	Middle	Highest	Lowest	Middle	Highest	(dBm)	(W)
50	1	1	QPSK	22.54	22.27	22.08	21.83	21.89	22.02	25.21	25.09	25.06	26.80	0.4786
50	1	1	16-QAM	22.00	21.87	21.78	21.50	21.56	21.49	24.77	24.73	24.65	26.36	0.4325
Limit	EIRP < 2W			Result									Pass	

NR n41 PC2 Maximum Average Power [dBm], DG = 1.59 dBi														
BW	RB	RB	Mod	Antenna 0			Antenna 2			Combine			EIRP	EIRP
(MHz)	Size	Offset		Lowest	Middle	Highest	Lowest	Middle	Highest	Lowest	Middle	Highest	(dBm)	(W)
60	1	1	QPSK	22.49	22.17	22.04	21.63	21.93	21.92	25.09	25.06	24.99	26.68	0.4656
60	1	1	16-QAM	21.87	21.91	21.81	21.29	21.71	21.49	24.60	24.82	24.66	26.41	0.4375
Limit	EIRP < 2W			Result									Pass	

NR n41 PC2 Maximum Average Power [dBm], DG = 1.59 dBi														
BW	RB	RB	Mod	Antenna 0			Antenna 2			Combine			EIRP	EIRP
(MHz)	Size	Offset		Lowest	Middle	Highest	Lowest	Middle	Highest	Lowest	Middle	Highest	(dBm)	(W)
70	1	1	QPSK	22.07	22.26	22.19	21.59	21.94	21.77	24.85	25.11	25.00	26.70	0.4677
70	1	1	16-QAM	21.93	21.70	21.66	21.27	21.44	21.45	24.62	24.58	24.57	26.21	0.4178
Limit	EIRP < 2W			Result									Pass	

NR n41 PC2 Maximum Average Power [dBm], DG = 1.59 dBi														
BW	RB	RB	Mod	Antenna 0			Antenna 2			Combine			EIRP	EIRP
(MHz)	Size	Offset		Lowest	Middle	Highest	Lowest	Middle	Highest	Lowest	Middle	Highest	(dBm)	(W)
80	1	1	QPSK	22.22	22.19	22.11	21.50	21.80	21.90	24.89	25.01	25.02	26.61	0.4581
80	1	1	16-QAM	21.80	21.74	21.72	21.14	21.50	21.46	24.49	24.63	24.60	26.22	0.4188
Limit	EIRP < 2W			Result									Pass	

NR n41 PC2 Maximum Average Power [dBm], DG = 1.59 dBi														
BW	RB	RB	Mod	Antenna 0			Antenna 2			Combine			EIRP	EIRP
(MHz)	Size	Offset		Lowest	Middle	Highest	Lowest	Middle	Highest	Lowest	Middle	Highest	(dBm)	(W)
90	1	1	QPSK	22.23	22.03	22.09	21.57	21.83	21.87	24.92	24.94	24.99	26.58	0.4550
90	1	1	16-QAM	21.89	21.70	21.66	21.21	21.34	21.61	24.57	24.53	24.65	26.24	0.4207
Limit	EIRP < 2W			Result									Pass	

NR n41 PC2 Maximum Average Power [dBm], DG = 1.59 dBi														
BW	RB	RB	Mod	Antenna 0			Antenna 2			Combine			EIRP	EIRP
(MHz)	Size	Offset		Lowest	Middle	Highest	Lowest	Middle	Highest	Lowest	Middle	Highest	(dBm)	(W)
100	1	1	QPSK	22.21	22.26	22.14	21.63	21.84	21.94	24.94	25.07	25.05	26.66	0.4634
100	1	1	16-QAM	21.74	21.70	21.57	21.20	21.34	21.44	24.49	24.53	24.52	26.12	0.4093
Limit	EIRP < 2W			Result									Pass	

Remark : All transmit signals are completely uncorrelated with each other.

Part27O NR n77 HPUE Maximum Average Power [dBm], DG = 0.89 dBi														
BW	RB	RB	Mod	Antenna 2			Antenna 0			Combine			EIRP	EIRP
(MHz)	Size	Offset		Lowest	Middle	Highest	Lowest	Middle	Highest	Lowest	Middle	Highest	(dBm)	(W)
10	1	1	QPSK	21.84	21.89	21.89	21.68	21.70	21.83	24.77	24.81	24.87	25.76	0.3767
10	1	1	16-QAM	21.41	21.38	21.27	21.10	21.23	21.43	24.27	24.32	24.36	25.25	0.3350
Limit	EIRP < 1W			Result									Pass	

Part27O NR n77 HPUE Maximum Average Power [dBm], DG = 0.89 dBi														
BW	RB	RB	Mod	Antenna 2			Antenna 0			Combine			EIRP	EIRP
(MHz)	Size	Offset		Lowest	Middle	Highest	Lowest	Middle	Highest	Lowest	Middle	Highest	(dBm)	(W)
15	1	1	QPSK	22.02	22.07	22.01	22.06	22.12	22.24	25.05	25.11	25.14	26.03	0.4009
15	1	1	16-QAM	21.53	21.63	21.55	21.59	21.56	21.61	24.57	24.61	24.59	25.50	0.3548
Limit	EIRP < 1W			Result									Pass	

Part27O NR n77 HPUE Maximum Average Power [dBm], DG = 0.89 dBi														
BW	RB	RB	Mod	Antenna 2			Antenna 0			Combine			EIRP	EIRP
(MHz)	Size	Offset		Lowest	Middle	Highest	Lowest	Middle	Highest	Lowest	Middle	Highest	(dBm)	(W)
20	1	1	QPSK	22.16	22.05	22.16	22.00	22.14	22.18	25.09	25.11	25.18	26.07	0.4046
20	1	1	16-QAM	21.63	21.57	21.55	21.55	21.61	21.63	24.60	24.60	24.60	25.49	0.3540
Limit	EIRP < 1W			Result									Pass	

Part27O NR n77 HPUE Maximum Average Power [dBm], DG = 0.89 dBi														
BW	RB	RB	Mod	Antenna 2			Antenna 0			Combine			EIRP	EIRP
(MHz)	Size	Offset		Lowest	Middle	Highest	Lowest	Middle	Highest	Lowest	Middle	Highest	(dBm)	(W)
30	1	1	QPSK	22.09	22.09	22.22	22.21	22.14	22.35	25.16	25.13	25.30	26.19	0.4159
30	1	1	16-QAM	21.52	21.52	21.64	21.53	21.43	21.75	24.54	24.49	24.71	25.60	0.3631
Limit	EIRP < 1W			Result									Pass	

Part27O NR n77 HPUE Maximum Average Power [dBm], DG = 0.89 dBi														
BW	RB	RB	Mod	Antenna 2			Antenna 0			Combine			EIRP	EIRP
(MHz)	Size	Offset		Lowest	Middle	Highest	Lowest	Middle	Highest	Lowest	Middle	Highest	(dBm)	(W)
40	1	1	QPSK	22.28	22.14	22.21	22.34	22.21	22.24	25.32	25.19	25.24	26.21	0.4178
40	1	1	16-QAM	21.82	21.58	21.75	21.89	21.74	21.69	24.87	24.67	24.73	25.76	0.3767
Limit	EIRP < 1W			Result									Pass	

Part27O NR n77 HPUE Maximum Average Power [dBm], DG = 0.89 dBi														
BW	RB	RB	Mod	Antenna 2			Antenna 0			Combine			EIRP	EIRP
(MHz)	Size	Offset		Lowest	Middle	Highest	Lowest	Middle	Highest	Lowest	Middle	Highest	(dBm)	(W)
50	1	1	QPSK	21.70	21.66	21.66	21.40	21.43	21.21	24.56	24.56	24.45	25.45	0.3508
50	1	1	16-QAM	21.28	21.00	20.91	20.77	20.98	20.89	24.04	24.00	23.91	24.93	0.3112
Limit	EIRP < 1W			Result									Pass	

Part27O NR n77 HPUE Maximum Average Power [dBm], DG = 0.89 dBi														
BW	RB	RB	Mod	Antenna 2			Antenna 0			Combine			EIRP	EIRP
(MHz)	Size	Offset		Lowest	Middle	Highest	Lowest	Middle	Highest	Lowest	Middle	Highest	(dBm)	(W)
60	1	1	QPSK	21.72	21.55	21.45	21.54	21.53	21.53	24.64	24.55	24.50	25.53	0.3573
60	1	1	16-QAM	21.44	21.11	20.91	21.07	20.98	20.88	24.27	24.06	23.91	25.16	0.3281
Limit	EIRP < 1W			Result									Pass	

Part27O NR n77 HPUE Maximum Average Power [dBm], DG = 0.89 dBi														
BW	RB	RB	Mod	Antenna 2			Antenna 0			Combine			EIRP	EIRP
(MHz)	Size	Offset		Lowest	Middle	Highest	Lowest	Middle	Highest	Lowest	Middle	Highest	(dBm)	(W)
70	1	1	QPSK	21.68	21.50	21.46	21.53	21.72	21.55	24.61	24.62	24.52	25.51	0.3556
70	1	1	16-QAM	21.34	20.96	20.98	21.01	21.18	20.95	24.19	24.08	23.98	25.08	0.3221
Limit	EIRP < 1W			Result									Pass	

Part27O NR n77 HPUE Maximum Average Power [dBm], DG = 0.89 dBi														
BW	RB	RB	Mod	Antenna 2			Antenna 0			Combine			EIRP	EIRP
(MHz)	Size	Offset		Lowest	Middle	Highest	Lowest	Middle	Highest	Lowest	Middle	Highest	(dBm)	(W)
80	1	1	QPSK	21.60	21.45	21.32	21.62	21.62	21.49	24.62	24.55	24.42	25.51	0.3556
80	1	1	16-QAM	21.07	21.10	21.03	21.15	21.15	20.99	24.12	24.14	24.02	25.03	0.3184
Limit	EIRP < 1W			Result									Pass	

Part27O NR n77 HPUE Maximum Average Power [dBm], DG = 0.89 dBi														
BW	RB	RB	Mod	Antenna 2			Antenna 0			Combine			EIRP	EIRP
(MHz)	Size	Offset		Lowest	Middle	Highest	Lowest	Middle	Highest	Lowest	Middle	Highest	(dBm)	(W)
90	1	1	QPSK	21.62	21.43	21.36	21.58	21.58	21.47	24.61	24.52	24.43	25.50	0.3548
90	1	1	16-QAM	21.12	21.14	20.98	20.95	21.07	21.00	24.05	24.12	24.00	25.01	0.3170
Limit	EIRP < 1W			Result									Pass	

Part27O NR n77 HPUE Maximum Average Power [dBm], DG = 0.89 dBi														
BW	RB	RB	Mod	Antenna 2			Antenna 0			Combine			EIRP	EIRP
(MHz)	Size	Offset		Lowest	Middle	Highest	Lowest	Middle	Highest	Lowest	Middle	Highest	(dBm)	(W)
100	1	1	QPSK	21.52	21.50	21.40	21.63	21.70	21.51	24.59	24.61	24.47	25.50	0.3548
100	1	1	16-QAM	21.53	21.00	20.75	21.17	21.13	20.91	24.37	24.08	23.84	25.26	0.3357
Limit	EIRP < 1W			Result									Pass	

Remark : All transmit signals are completely uncorrelated with each other.

Part27O NR n78 HPUE Maximum Average Power [dBm], DG = 0.83 dBi														
BW	RB	RB	Mod	Antenna 2			Antenna 0			Combine			EIRP	EIRP
(MHz)	Size	Offset		Lowest	Middle	Highest	Lowest	Middle	Highest	Lowest	Middle	Highest	(dBm)	(W)
10	1	1	QPSK	21.87	21.83	21.81	21.81	22.03	21.88	24.85	24.94	24.86	25.77	0.3776
10	1	1	16-QAM	21.62	21.72	21.50	21.22	21.48	21.47	24.43	24.61	24.50	25.44	0.3499
Limit	EIRP < 1W			Result									Pass	

Part27O NR n78 HPUE Maximum Average Power [dBm], DG = 0.83 dBi														
BW	RB	RB	Mod	Antenna 2			Antenna 0			Combine			EIRP	EIRP
(MHz)	Size	Offset		Lowest	Middle	Highest	Lowest	Middle	Highest	Lowest	Middle	Highest	(dBm)	(W)
15	1	1	QPSK	21.84	22.01	22.16	22.04	22.17	22.05	24.95	25.10	25.12	25.95	0.3936
15	1	1	16-QAM	21.55	21.69	21.66	21.52	21.80	21.51	24.55	24.76	24.60	25.59	0.3622
Limit	EIRP < 1W			Result									Pass	

Part27O NR n78 HPUE Maximum Average Power [dBm], DG = 0.83 dBi														
BW	RB	RB	Mod	Antenna 2			Antenna 0			Combine			EIRP	EIRP
(MHz)	Size	Offset		Lowest	Middle	Highest	Lowest	Middle	Highest	Lowest	Middle	Highest	(dBm)	(W)
20	1	1	QPSK	22.03	21.98	21.81	22.06	22.12	22.03	25.06	25.06	24.93	25.89	0.3882
20	1	1	16-QAM	21.74	21.74	21.73	21.42	21.53	21.44	24.59	24.65	24.60	25.48	0.3532
Limit	EIRP < 1W			Result									Pass	

Part27O NR n78 HPUE Maximum Average Power [dBm], DG = 0.83 dBi														
BW	RB	RB	Mod	Antenna 2			Antenna 0			Combine			EIRP	EIRP
(MHz)	Size	Offset		Lowest	Middle	Highest	Lowest	Middle	Highest	Lowest	Middle	Highest	(dBm)	(W)
30	1	1	QPSK	22.13	22.04	22.06	21.96	22.17	22.16	25.06	25.12	25.12	25.95	0.3936
30	1	1	16-QAM	21.66	21.88	21.64	21.32	21.72	21.66	24.50	24.81	24.66	25.64	0.3664
Limit	EIRP < 1W			Result									Pass	

Part27O NR n78 HPUE Maximum Average Power [dBm], DG = 0.83 dBi														
BW	RB	RB	Mod	Antenna 2			Antenna 0			Combine			EIRP	EIRP
(MHz)	Size	Offset		Lowest	Middle	Highest	Lowest	Middle	Highest	Lowest	Middle	Highest	(dBm)	(W)
40	1	1	QPSK	22.30	22.38	22.07	22.17	22.28	22.05	25.25	25.34	25.07	26.17	0.4140
40	1	1	16-QAM	21.89	21.88	21.62	21.88	21.63	21.63	24.90	24.77	24.64	25.73	0.3741
Limit	EIRP < 1W			Result									Pass	

Part27O NR n78 HPUE Maximum Average Power [dBm], DG = 0.83 dBi														
BW	RB	RB	Mod	Antenna 2			Antenna 0			Combine			EIRP	EIRP
(MHz)	Size	Offset		Lowest	Middle	Highest	Lowest	Middle	Highest	Lowest	Middle	Highest	(dBm)	(W)
50	1	1	QPSK	21.72	21.82	21.88	21.85	21.92	21.98	24.80	24.88	24.94	25.77	0.3776
50	1	1	16-QAM	21.62	21.56	21.60	21.19	21.50	21.52	24.42	24.54	24.57	25.40	0.3467
Limit	EIRP < 1W			Result									Pass	

Part27O NR n78 HPUE Maximum Average Power [dBm], DG = 0.83 dBi														
BW	RB	RB	Mod	Antenna 2			Antenna 0			Combine			EIRP	EIRP
(MHz)	Size	Offset		Lowest	Middle	Highest	Lowest	Middle	Highest	Lowest	Middle	Highest	(dBm)	(W)
60	1	1	QPSK	21.88	21.81	21.77	21.62	21.86	21.87	24.76	24.85	24.83	25.68	0.3698
60	1	1	16-QAM	21.49	21.57	21.48	21.17	21.25	21.27	24.34	24.42	24.39	25.25	0.3350
Limit	EIRP < 1W			Result									Pass	

Part27O NR n78 HPUE Maximum Average Power [dBm], DG = 0.83 dBi														
BW	RB	RB	Mod	Antenna 2			Antenna 0			Combine			EIRP	EIRP
(MHz)	Size	Offset		Lowest	Middle	Highest	Lowest	Middle	Highest	Lowest	Middle	Highest	(dBm)	(W)
70	1	1	QPSK	21.64	21.63	21.68	21.67	21.70	21.88	24.67	24.68	24.79	25.62	0.3648
70	1	1	16-QAM	21.51	21.32	21.44	21.10	21.25	21.36	24.32	24.30	24.41	25.24	0.3342
Limit	EIRP < 1W			Result									Pass	

Part27O NR n78 HPUE Maximum Average Power [dBm], DG = 0.83 dBi														
BW	RB	RB	Mod	Antenna 2			Antenna 0			Combine			EIRP	EIRP
(MHz)	Size	Offset		Lowest	Middle	Highest	Lowest	Middle	Highest	Lowest	Middle	Highest	(dBm)	(W)
80	1	1	QPSK	21.72	21.70	21.59	21.69	21.88	21.72	24.72	24.80	24.67	25.63	0.3656
80	1	1	16-QAM	21.50	21.25	21.53	21.16	21.14	21.24	24.34	24.21	24.40	25.23	0.3334
Limit	EIRP < 1W			Result									Pass	

Part27O NR n78 HPUE Maximum Average Power [dBm], DG = 0.83 dBi														
BW	RB	RB	Mod	Antenna 2			Antenna 0			Combine			EIRP	EIRP
(MHz)	Size	Offset		Lowest	Middle	Highest	Lowest	Middle	Highest	Lowest	Middle	Highest	(dBm)	(W)
90	1	1	QPSK	21.68	21.69	21.72	21.58	21.63	21.85	24.64	24.67	24.80	25.63	0.3656
90	1	1	16-QAM	21.45	21.35	21.49	21.10	21.25	21.33	24.29	24.31	24.42	25.25	0.3350
Limit	EIRP < 1W			Result									Pass	

Part27O NR n78 HPUE Maximum Average Power [dBm], DG = 0.83 dBi														
BW	RB	RB	Mod	Antenna 2			Antenna 0			Combine			EIRP	EIRP
(MHz)	Size	Offset		Lowest	Middle	Highest	Lowest	Middle	Highest	Lowest	Middle	Highest	(dBm)	(W)
100	1	1	QPSK	-	21.90	-	-	21.64	-	-	24.78	-	28.28	0.6730
100	1	1	16-QAM	-	21.35	-	-	21.20	-	-	24.29	-	27.79	0.6012
Limit	EIRP < 1W			Result									Pass	

Remark : All transmit signals are completely uncorrelated with each other.

Part27Q NR n77 HPUE Maximum Average Power [dBm], DG = 0.89 dBi														
BW	RB	RB	Mod	Antenna 2			Antenna 0			Combine			EIRP	EIRP
(MHz)	Size	Offset		Lowest	Middle	Highest	Lowest	Middle	Highest	Lowest	Middle	Highest	(dBm)	(W)
10	1	1	QPSK	21.96	21.94	21.95	22.06	21.97	21.96	25.02	24.97	24.97	25.91	0.3899
10	1	1	16-QAM	21.75	21.44	21.59	21.63	21.37	21.50	24.70	24.42	24.56	25.59	0.3622
Limit	EIRP < 1W			Result									Pass	

Part27Q NR n77 HPUE Maximum Average Power [dBm], DG = 0.89 dBi														
BW	RB	RB	Mod	Antenna 2			Antenna 0			Combine			EIRP	EIRP
(MHz)	Size	Offset		Lowest	Middle	Highest	Lowest	Middle	Highest	Lowest	Middle	Highest	(dBm)	(W)
15	1	1	QPSK	22.27	21.95	22.16	22.01	22.04	22.01	25.15	25.01	25.10	26.04	0.4018
15	1	1	16-QAM	21.80	21.59	21.73	21.61	21.59	21.45	24.72	24.60	24.60	25.61	0.3639
Limit	EIRP < 1W			Result									Pass	

Part27Q NR n77 HPUE Maximum Average Power [dBm], DG = 0.89 dBi														
BW	RB	RB	Mod	Antenna 2			Antenna 0			Combine			EIRP	EIRP
(MHz)	Size	Offset		Lowest	Middle	Highest	Lowest	Middle	Highest	Lowest	Middle	Highest	(dBm)	(W)
20	1	1	QPSK	22.28	22.12	22.28	22.20	22.23	21.98	25.25	25.19	25.14	26.14	0.4111
20	1	1	16-QAM	21.83	21.86	21.82	21.63	21.69	21.55	24.74	24.79	24.70	25.68	0.3698
Limit	EIRP < 1W			Result									Pass	

Part27Q NR n77 HPUE Maximum Average Power [dBm], DG = 0.89 dBi														
BW	RB	RB	Mod	Antenna 2			Antenna 0			Combine			EIRP	EIRP
(MHz)	Size	Offset		Lowest	Middle	Highest	Lowest	Middle	Highest	Lowest	Middle	Highest	(dBm)	(W)
30	1	1	QPSK	22.31	22.28	22.40	22.37	22.15	22.37	25.35	25.23	25.40	26.29	0.4256
30	1	1	16-QAM	21.88	21.59	21.89	21.65	21.55	21.81	24.78	24.58	24.86	25.75	0.3758
Limit	EIRP < 1W			Result									Pass	

Part27Q NR n77 HPUE Maximum Average Power [dBm], DG = 0.89 dBi														
BW	RB	RB	Mod	Antenna 2			Antenna 0			Combine			EIRP	EIRP
(MHz)	Size	Offset		Lowest	Middle	Highest	Lowest	Middle	Highest	Lowest	Middle	Highest	(dBm)	(W)
40	1	1	QPSK	22.51	22.13	22.38	22.22	22.19	22.34	25.38	25.17	25.37	26.27	0.4236
40	1	1	16-QAM	21.85	21.73	21.85	21.63	21.45	21.93	24.75	24.60	24.90	25.79	0.3793
Limit	EIRP < 1W			Result									Pass	

Part27Q NR n77 HPUE Maximum Average Power [dBm], DG = 0.89 dBi														
BW	RB	RB	Mod	Antenna 2			Antenna 0			Combine			EIRP	EIRP
(MHz)	Size	Offset		Lowest	Middle	Highest	Lowest	Middle	Highest	Lowest	Middle	Highest	(dBm)	(W)
50	1	1	QPSK	22.45	22.30	21.91	22.36	22.10	21.95	25.42	25.21	24.94	26.31	0.4276
50	1	1	16-QAM	21.80	21.75	21.70	21.70	21.57	21.39	24.76	24.67	24.56	25.65	0.3673
Limit	EIRP < 1W			Result									Pass	

Part27Q NR n77 HPUE Maximum Average Power [dBm], DG = 0.89 dBi														
BW	RB	RB	Mod	Antenna 2			Antenna 0			Combine			EIRP	EIRP
(MHz)	Size	Offset		Lowest	Middle	Highest	Lowest	Middle	Highest	Lowest	Middle	Highest	(dBm)	(W)
60	1	1	QPSK	21.99	22.05	22.00	22.25	21.91	21.92	25.13	24.99	24.97	26.02	0.3999
60	1	1	16-QAM	21.58	21.59	21.53	21.61	21.28	21.36	24.61	24.45	24.46	25.50	0.3548
Limit	EIRP < 1W			Result									Pass	

Part27Q NR n77 HPUE Maximum Average Power [dBm], DG = 0.89 dBi														
BW	RB	RB	Mod	Antenna 2			Antenna 0			Combine			EIRP	EIRP
(MHz)	Size	Offset		Lowest	Middle	Highest	Lowest	Middle	Highest	Lowest	Middle	Highest	(dBm)	(W)
70	1	1	QPSK	21.86	22.08	21.86	22.06	21.80	21.79	24.97	24.95	24.84	25.86	0.3855
70	1	1	16-QAM	21.52	21.59	21.40	21.38	21.36	21.54	24.46	24.49	24.48	25.38	0.3451
Limit	EIRP < 1W			Result									Pass	

Part27Q NR n77 HPUE Maximum Average Power [dBm], DG = 0.89 dBi														
BW	RB	RB	Mod	Antenna 2			Antenna 0			Combine			EIRP	EIRP
(MHz)	Size	Offset		Lowest	Middle	Highest	Lowest	Middle	Highest	Lowest	Middle	Highest	(dBm)	(W)
80	1	1	QPSK	21.88	21.99	21.90	21.98	21.98	21.73	24.94	25.00	24.83	25.89	0.3882
80	1	1	16-QAM	21.61	21.48	21.63	21.46	21.36	21.16	24.55	24.43	24.41	25.44	0.3499
Limit	EIRP < 1W			Result									Pass	

Part27Q NR n77 HPUE Maximum Average Power [dBm], DG = 0.89 dBi														
BW	RB	RB	Mod	Antenna 2			Antenna 0			Combine			EIRP	EIRP
(MHz)	Size	Offset		Lowest	Middle	Highest	Lowest	Middle	Highest	Lowest	Middle	Highest	(dBm)	(W)
90	1	1	QPSK	21.92	21.97	21.87	21.86	21.83	21.77	24.90	24.91	24.83	25.80	0.3802
90	1	1	16-QAM	21.65	21.48	21.37	21.37	21.37	21.21	24.52	24.44	24.30	25.41	0.3475
Limit	EIRP < 1W			Result									Pass	

Part27Q NR n77 HPUE Maximum Average Power [dBm], DG = 0.89 dBi														
BW	RB	RB	Mod	Antenna 2			Antenna 0			Combine			EIRP	EIRP
(MHz)	Size	Offset		Lowest	Middle	Highest	Lowest	Middle	Highest	Lowest	Middle	Highest	(dBm)	(W)
100	1	1	QPSK	-	21.92	-	-	21.97	-	-	24.96	-	25.85	0.3846
100	1	1	16-QAM	-	21.42	-	-	21.43	-	-	24.44	-	25.33	0.3412
Limit	EIRP < 1W			Result									Pass	

Remark : All transmit signals are completely uncorrelated with each other.

Part27Q NR n78 HPUE Maximum Average Power [dBm], DG = 0.83 dBi														
BW	RB	RB	Mod	Antenna 2			Antenna 0			Combine			EIRP	EIRP
(MHz)	Size	Offset		Lowest	Middle	Highest	Lowest	Middle	Highest	Lowest	Middle	Highest	(dBm)	(W)
10	1	1	QPSK	22.13	22.21	22.05	22.10	22.42	22.18	25.13	25.33	25.13	26.16	0.4130
10	1	1	16-QAM	21.61	21.63	21.62	21.68	21.75	21.56	24.66	24.70	24.60	25.53	0.3573
Limit	EIRP < 1W			Result									Pass	

Part27Q NR n78 HPUE Maximum Average Power [dBm], DG = 0.83 dBi														
BW	RB	RB	Mod	Antenna 2			Antenna 0			Combine			EIRP	EIRP
(MHz)	Size	Offset		Lowest	Middle	Highest	Lowest	Middle	Highest	Lowest	Middle	Highest	(dBm)	(W)
15	1	1	QPSK	22.30	21.83	22.15	22.25	22.07	22.03	25.29	24.96	25.10	26.12	0.4093
15	1	1	16-QAM	21.79	21.68	21.74	21.74	21.54	21.54	24.78	24.62	24.65	25.61	0.3639
Limit	EIRP < 1W			Result									Pass	

Part27Q NR n78 HPUE Maximum Average Power [dBm], DG = 0.83 dBi														
BW	RB	RB	Mod	Antenna 2			Antenna 0			Combine			EIRP	EIRP
(MHz)	Size	Offset		Lowest	Middle	Highest	Lowest	Middle	Highest	Lowest	Middle	Highest	(dBm)	(W)
20	1	1	QPSK	22.37	22.13	22.16	22.41	22.19	22.29	25.40	25.17	25.24	26.23	0.4198
20	1	1	16-QAM	22.07	21.62	21.74	21.80	21.47	21.67	24.95	24.56	24.72	25.78	0.3784
Limit	EIRP < 1W			Result									Pass	

Part27Q NR n78 HPUE Maximum Average Power [dBm], DG = 0.83 dBi														
BW	RB	RB	Mod	Antenna 2			Antenna 0			Combine			EIRP	EIRP
(MHz)	Size	Offset		Lowest	Middle	Highest	Lowest	Middle	Highest	Lowest	Middle	Highest	(dBm)	(W)
30	1	1	QPSK	22.37	22.21	22.24	22.24	22.30	22.69	25.32	25.27	25.48	26.31	0.4276
30	1	1	16-QAM	21.92	21.77	22.01	21.87	21.58	21.91	24.91	24.69	24.97	25.80	0.3802
Limit	EIRP < 1W			Result									Pass	

Part27Q NR n78 HPUE Maximum Average Power [dBm], DG = 0.83 dBi														
BW	RB	RB	Mod	Antenna 2			Antenna 0			Combine			EIRP	EIRP
(MHz)	Size	Offset		Lowest	Middle	Highest	Lowest	Middle	Highest	Lowest	Middle	Highest	(dBm)	(W)
40	1	1	QPSK	22.33	22.17	22.32	22.47	22.24	22.43	25.41	25.22	25.39	26.24	0.4207
40	1	1	16-QAM	22.02	21.75	21.84	21.99	21.58	21.92	25.02	24.68	24.89	25.85	0.3846
Limit	EIRP < 1W			Result									Pass	

Part27Q NR n78 HPUE Maximum Average Power [dBm], DG = 0.83 dBi														
BW	RB	RB	Mod	Antenna 2			Antenna 0			Combine			EIRP	EIRP
(MHz)	Size	Offset		Lowest	Middle	Highest	Lowest	Middle	Highest	Lowest	Middle	Highest	(dBm)	(W)
50	1	1	QPSK	22.03	22.04	21.80	22.10	21.84	21.90	25.08	24.95	24.86	25.91	0.3899
50	1	1	16-QAM	21.81	21.70	21.48	21.42	21.25	21.40	24.63	24.49	24.45	25.46	0.3516
Limit	EIRP < 1W			Result									Pass	

Part27Q NR n78 HPUE Maximum Average Power [dBm], DG = 0.83 dBi														
BW	RB	RB	Mod	Antenna 2			Antenna 0			Combine			EIRP	EIRP
(MHz)	Size	Offset		Lowest	Middle	Highest	Lowest	Middle	Highest	Lowest	Middle	Highest	(dBm)	(W)
60	1	1	QPSK	22.11	22.08	22.05	22.08	21.94	21.97	25.11	25.02	25.02	25.94	0.3926
60	1	1	16-QAM	21.64	21.62	21.51	21.68	21.24	21.38	24.67	24.44	24.46	25.50	0.3548
Limit	EIRP < 1W			Result									Pass	

Part27Q NR n78 HPUE Maximum Average Power [dBm], DG = 0.83 dBi														
BW	RB	RB	Mod	Antenna 2			Antenna 0			Combine			EIRP	EIRP
(MHz)	Size	Offset		Lowest	Middle	Highest	Lowest	Middle	Highest	Lowest	Middle	Highest	(dBm)	(W)
70	1	1	QPSK	22.08	21.81	21.72	21.87	21.91	21.85	24.99	24.87	24.80	25.82	0.3819
70	1	1	16-QAM	21.69	21.69	21.58	21.37	21.31	21.27	24.54	24.51	24.44	25.37	0.3443
Limit	EIRP < 1W			Result									Pass	

Part27Q NR n78 HPUE Maximum Average Power [dBm], DG = 0.83 dBi														
BW	RB	RB	Mod	Antenna 2			Antenna 0			Combine			EIRP	EIRP
(MHz)	Size	Offset		Lowest	Middle	Highest	Lowest	Middle	Highest	Lowest	Middle	Highest	(dBm)	(W)
80	1	1	QPSK	22.01	22.02	21.88	21.88	21.83	21.91	24.96	24.94	24.91	25.79	0.3793
80	1	1	16-QAM	21.52	21.47	21.42	21.53	21.39	21.28	24.54	24.44	24.36	25.37	0.3443
Limit	EIRP < 1W			Result									Pass	

Part27Q NR n78 HPUE Maximum Average Power [dBm], DG = 0.83 dBi														
BW	RB	RB	Mod	Antenna 2			Antenna 0			Combine			EIRP	EIRP
(MHz)	Size	Offset		Lowest	Middle	Highest	Lowest	Middle	Highest	Lowest	Middle	Highest	(dBm)	(W)
90	1	1	QPSK	22.04	21.94	21.96	21.85	21.93	21.85	24.96	24.95	24.92	25.79	0.3793
90	1	1	16-QAM	21.57	21.62	21.63	21.44	21.47	21.39	24.52	24.56	24.52	25.39	0.3459
Limit	EIRP < 1W			Result									Pass	

Part27Q NR n78 HPUE Maximum Average Power [dBm], DG = 0.83 dBi														
BW	RB	RB	Mod	Antenna 2			Antenna 0			Combine			EIRP	EIRP
(MHz)	Size	Offset		Lowest	Middle	Highest	Lowest	Middle	Highest	Lowest	Middle	Highest	(dBm)	(W)
100	1	1	QPSK	-	21.84	-	-	21.91	-	-	24.89	-	25.72	0.3733
100	1	1	16-QAM	-	21.47	-	-	21.50	-	-	24.50	-	25.33	0.3412
Limit	EIRP < 1W			Result									Pass	

Remark : All transmit signals are completely uncorrelated with each other.

Appendix B. Test Results of Radiated Test

B1. Summary of each worse mode

<Sample 1>

Part	Mode	Ch	Freq (MHz)	Level (dBm)	Detector	Ant Factor (dB/m)	Amp\Cbl (dB)	Filter (dB)	EIRP CF (dB)	Reading (dBuV)	Limit (dBm)	Margin (dB)	Pol	Ant
Part 27F	1	H	1565.000	-61.03	RMS	25.30	-24.78	0.93	-95.23	32.75	-42.15	-18.88	V	Main
Part 27F	2	M	2333.000	-48.30	RMS	27.13	-22.89	0.73	-95.23	41.96	-13.00	-35.30	H	Main
Part 27M	1	M	10337.000	-56.80	RMS	38.70	-51.08	0.35	-95.23	50.46	-25.00	-31.80	H	Main
Part 27Q	2	M	13965.000	-34.81	RMS	40.97	-12.25	0.42	-95.23	31.28	-13.00	-21.81	H	LTE MIMO2 + 5GNR Main
Part 27O	2	L	14805.000	-34.62	RMS	40.18	-11.90	0.50	-95.23	31.83	-13.00	-21.62	V	MIMO2

<Sample 2>

Part	Mode	Ch	Freq (MHz)	Level (dBm)	Detector	Ant Factor (dB/m)	Amp\Cbl (dB)	Filter (dB)	EIRP CF (dB)	Reading (dBuV)	Limit (dBm)	Margin (dB)	Pol	Ant
Part 24E	1	L	7405.000	-44.24	RMS	36.58	-17.11	0.37	-95.23	31.15	-13.00	-31.24	V	Main
Part 27D	1	L	9222.000	-57.41	RMS	38.10	-51.69	0.58	-95.23	50.83	-40.00	-17.41	H	Main
Part 27D	2	M	9223.000	-57.71	RMS	38.10	-51.69	0.58	-95.23	50.53	-40.00	-17.71	H	Main
Part 27Q	1	M	13965.000	-34.75	RMS	40.97	-12.25	0.42	-95.23	31.34	-13.00	-21.75	H	LTE MIMO2 + 5GNR Main
Part 27O	1	L	14805.000	-34.61	RMS	40.18	-11.90	0.50	-95.23	31.84	-13.00	-21.61	H	MIMO2

<Sample 1>

Main

Part 27F Mode 1
NR SA n13 5M NR SA n13 5M Ch155900 1RB1 BPSK
L

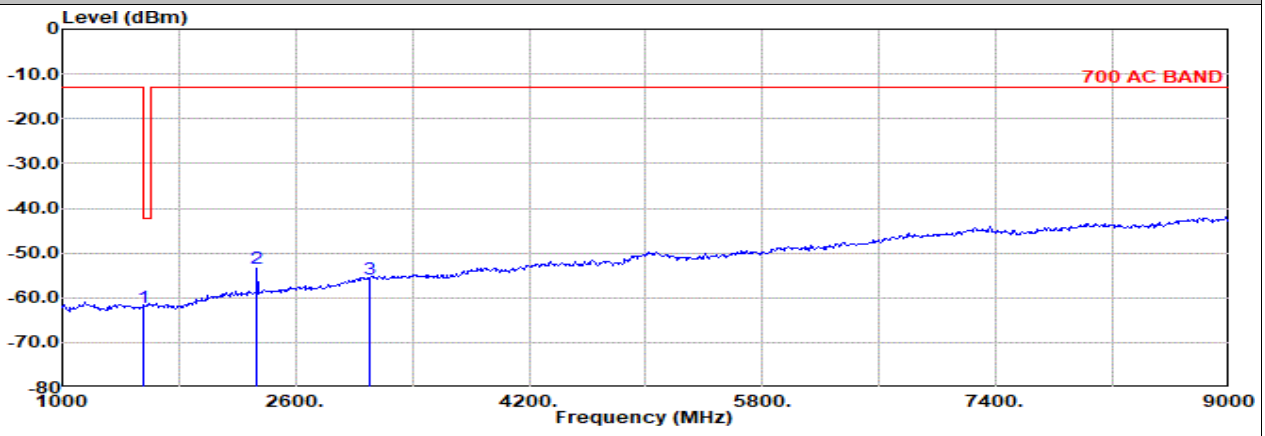

Site : 03CH16-HY
Condition: 700 AC BAND 3m 9120D-1522_230323 Horizontal
: NR SA n13 5M Ch155900 1RB1 BPSK

	Freq	Level	Detector	Ant Factor	Amp\Cbl	Filter	EIRPCF	Reading	Limit	Margin	Pol
	MHz	dBm		dB/m	dB	dB	dB	dBuV	dBm	dB	
1	1555.00	-62.17	RMS	25.30	-24.82	0.93	-95.23	31.65	-13.00	-49.17	Horizontal
2	2336.00	-53.45	RMS	27.16	-22.88	0.73	-95.23	36.77	-13.00	-40.45	Horizontal
3	3110.00	-55.95	RMS	29.82	-21.60	0.56	-95.23	30.50	-13.00	-42.95	Horizontal

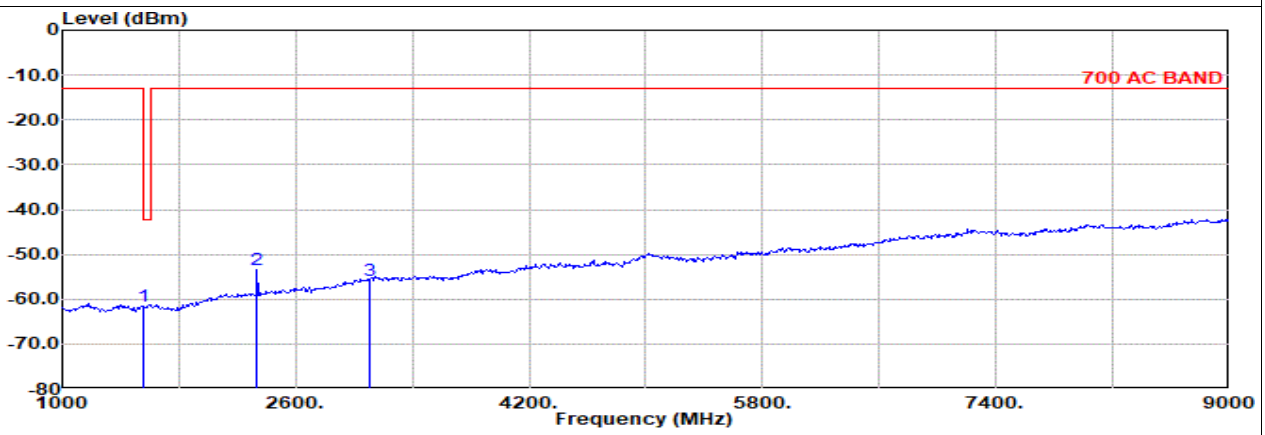

Site : 03CH16-HY
Condition: 700 AC BAND 3m 9120D-1522_230323 Vertical
: NR SA n13 5M Ch155900 1RB1 BPSK

	Freq	Level	Detector	Ant Factor	Amp\Cbl	Filter	EIRPCF	Reading	Limit	Margin	Pol
	MHz	dBm		dB/m	dB	dB	dB	dBuV	dBm	dB	
1	1555.00	-61.71	RMS	25.30	-24.82	0.93	-95.23	32.11	-13.00	-48.71	Vertical
2	2336.00	-53.31	RMS	27.16	-22.88	0.73	-95.23	36.91	-13.00	-40.31	Vertical
3	3110.00	-55.92	RMS	29.82	-21.60	0.56	-95.23	30.53	-13.00	-42.92	Vertical

Main

Part 27F Mode 1

NR SA n13 5M NR SA n13 5M Ch156400 1RB1 BPSK

M

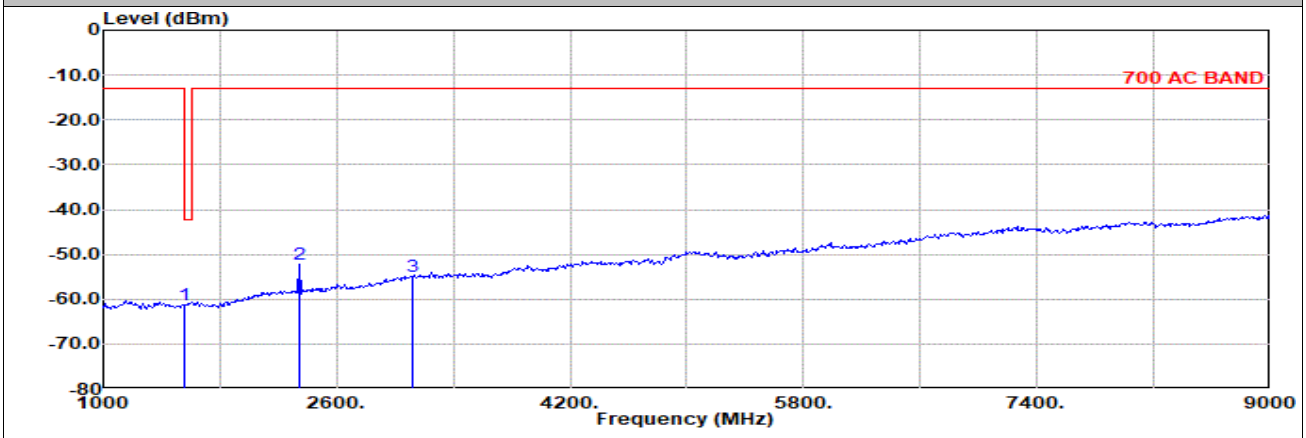

Site : 03CH16-HY
Condition: 700 AC BAND 3m 9120D-1522_230323 Horizontal
: NR SA n13 5M Ch156400 1RB1 BPSK

	Freq	Level	Detector	Ant Factor	Amp\Cbl	Filter	EIRPCF	Reading	Limit	Margin	Pol
	MHz	dBm		dB/m	dB	dB	dB	dBuV	dBm	dB	
1	1560.00	-61.40	RMS	25.30	-24.80	0.93	-95.23	32.40	-42.15	-19.25	Horizontal
2	2344.00	-52.32	RMS	27.20	-22.87	0.73	-95.23	37.85	-13.00	-39.32	Horizontal
3	3120.00	-54.93	RMS	29.84	-21.58	0.56	-95.23	31.48	-13.00	-41.93	Horizontal

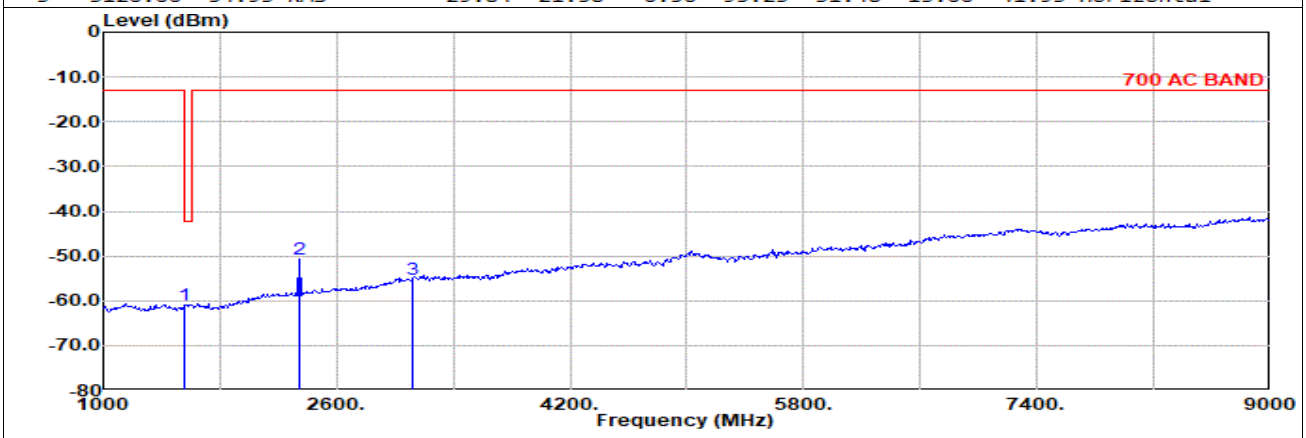

Site : 03CH16-HY
Condition: 700 AC BAND 3m 9120D-1522_230323 Vertical
: NR SA n13 5M Ch156400 1RB1 BPSK

	Freq	Level	Detector	Ant Factor	Amp\Cbl	Filter	EIRPCF	Reading	Limit	Margin	Pol
	MHz	dBm		dB/m	dB	dB	dB	dBuV	dBm	dB	
1	1560.00	-61.09	RMS	25.30	-24.80	0.93	-95.23	32.71	-42.15	-18.94	Vertical
2	2344.00	-50.78	RMS	27.20	-22.87	0.73	-95.23	39.39	-13.00	-37.78	Vertical
3	3120.00	-55.10	RMS	29.84	-21.58	0.56	-95.23	31.31	-13.00	-42.10	Vertical

Main

Part 27F Mode 1

NR SA n13 5M NR SA n13 5M Ch156900 1RB1 BPSK

H

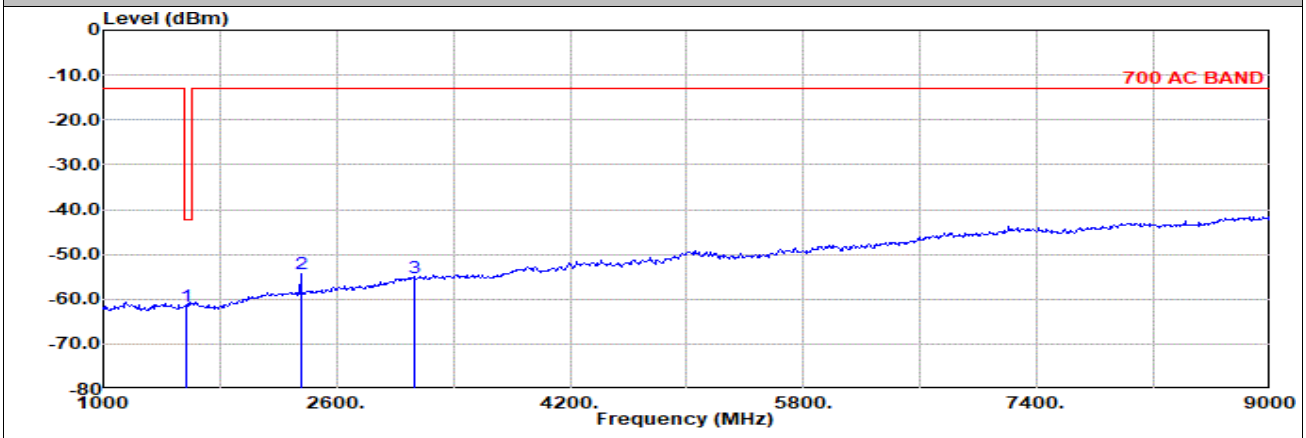

Site : 03CH16-HY
Condition: 700 AC BAND 3m 9120D-1522_230323 Horizontal
: NR SA n13 5M Ch156900 1RB1 BPSK

	Freq	Level	Detector	Ant Factor	Amp\Cbl	Filter	EIRPCF	Reading	Limit	Margin	Pol
	MHz	dBm		dB/m	dB	dB	dB	dBuV	dBm	dB	
1	1565.00	-61.43	RMS	25.30	-24.78	0.93	-95.23	32.35	-42.15	-19.28	Horizontal
2	2352.00	-54.31	RMS	27.20	-22.85	0.73	-95.23	35.84	-13.00	-41.31	Horizontal
3	3130.00	-55.14	RMS	29.86	-21.57	0.56	-95.23	31.24	-13.00	-42.14	Horizontal

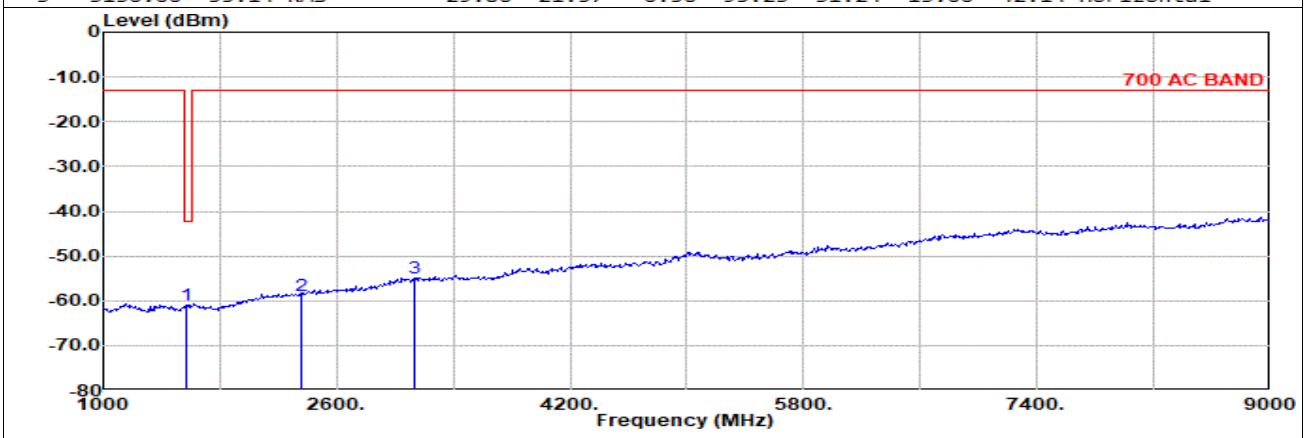

Site : 03CH16-HY
Condition: 700 AC BAND 3m 9120D-1522_230323 Vertical
: NR SA n13 5M Ch156900 1RB1 BPSK

	Freq	Level	Detector	Ant Factor	Amp\Cbl	Filter	EIRPCF	Reading	Limit	Margin	Pol
	MHz	dBm		dB/m	dB	dB	dB	dBuV	dBm	dB	
1	1565.00	-61.03	RMS	25.30	-24.78	0.93	-95.23	32.75	-42.15	-18.88	Vertical
2	2352.00	-58.84	RMS	27.20	-22.85	0.73	-95.23	31.31	-13.00	-45.84	Vertical
3	3130.00	-54.85	RMS	29.86	-21.57	0.56	-95.23	31.53	-13.00	-41.85	Vertical

Main

Part 27F Mode 2

NR SA n13 10M NR SA n13 10M Ch156400 1RB1 BPSK

M

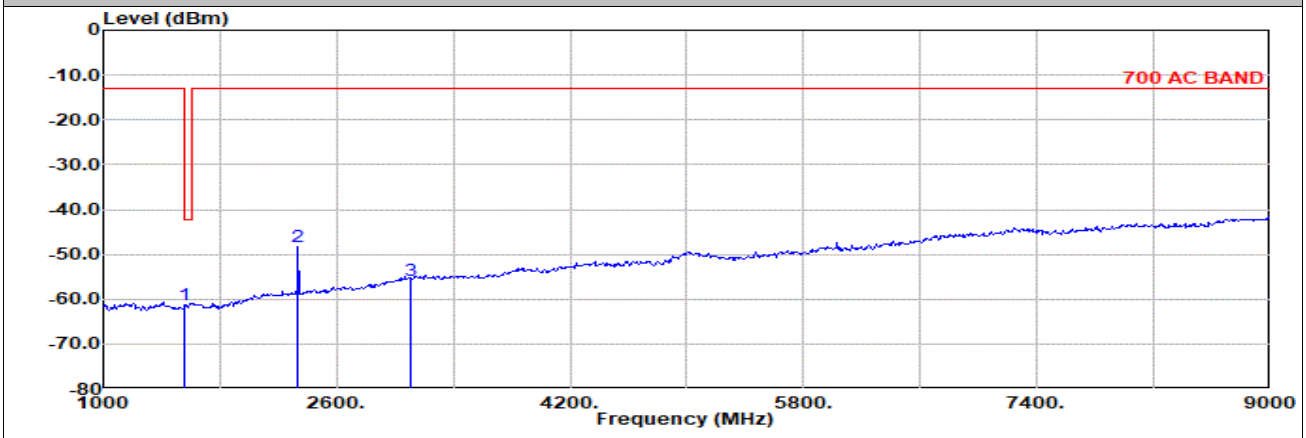

Site : 03CH16-HY
Condition: 700 AC BAND 3m 9120D-1522_230323 Horizontal
: NR SA n13 10M Ch156400 1RB1 BPSK

	Freq	Level	Detector	Ant Factor	Amp\Cbl	Filter	EIRPCF	Reading	Limit	Margin	Pol
	MHz	dBm		dB/m	dB	dB	dB	dBuV	dBm	dB	
1	1556.00	-61.24	RMS	25.30	-24.82	0.93	-95.23	32.58	-13.00	-48.24	Horizontal
2	2333.00	-48.30	RMS	27.13	-22.89	0.73	-95.23	41.96	-13.00	-35.30	Horizontal
3	3111.00	-55.78	RMS	29.82	-21.60	0.56	-95.23	30.67	-13.00	-42.78	Horizontal

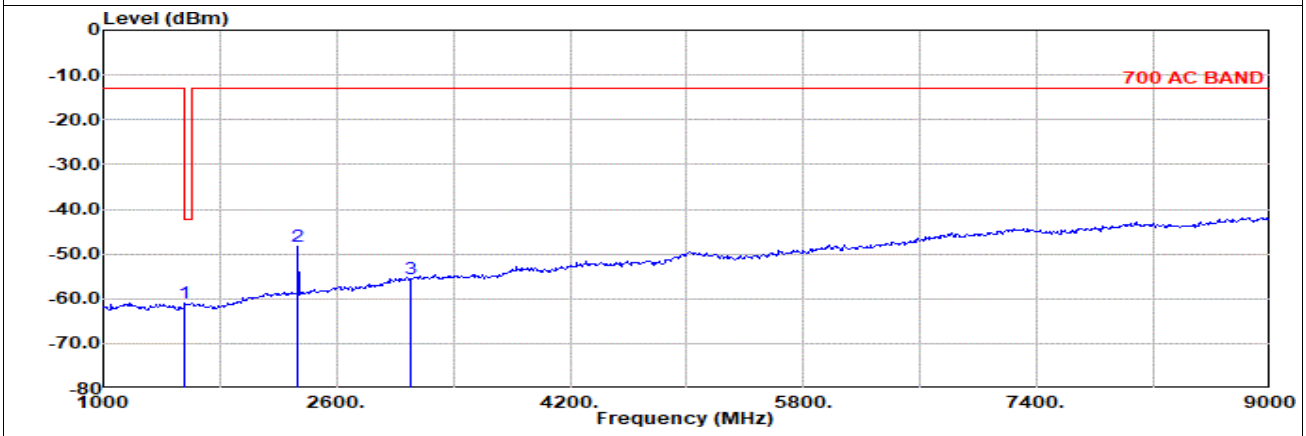

Site : 03CH16-HY
Condition: 700 AC BAND 3m 9120D-1522_230323 Vertical
: NR SA n13 10M Ch156400 1RB1 BPSK

	Freq	Level	Detector	Ant Factor	Amp\Cbl	Filter	EIRPCF	Reading	Limit	Margin	Pol
	MHz	dBm		dB/m	dB	dB	dB	dBuV	dBm	dB	
1	1556.00	-61.01	RMS	25.30	-24.82	0.93	-95.23	32.81	-13.00	-48.01	Vertical
2	2333.00	-48.39	RMS	27.13	-22.89	0.73	-95.23	41.87	-13.00	-35.39	Vertical
3	3111.00	-55.62	RMS	29.82	-21.60	0.56	-95.23	30.83	-13.00	-42.62	Vertical

Main

Part 27M Mode 1

NR SA n41 20M NR SA n41 20M Ch501204 1RB1 BPSK

L

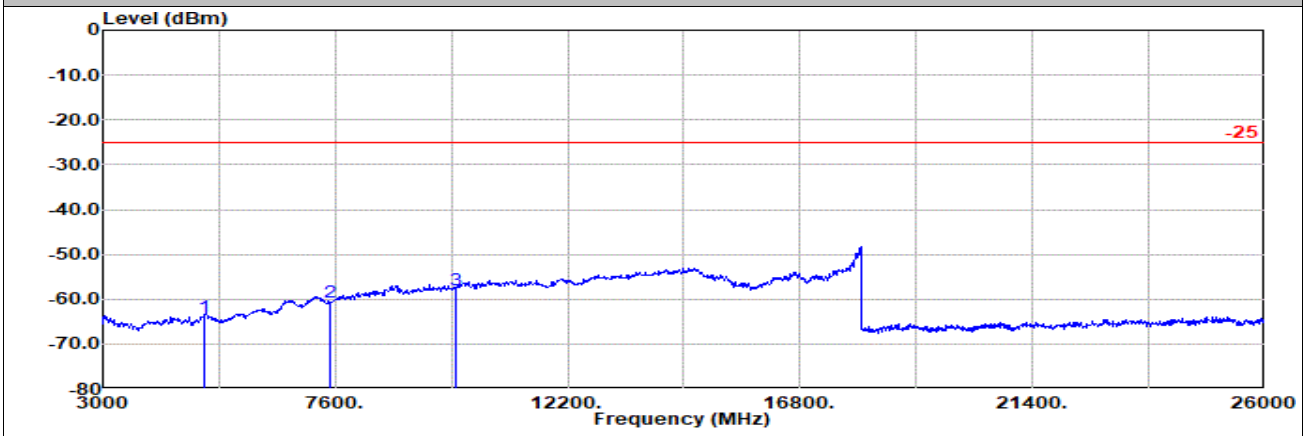

Site : 03CH16-HY
Condition: -25 3m 9120D-1522_230323 Horizontal
: NR SA n41 20M Ch501204 1RB1 BPSK

	Freq	Level	Detector	Ant Factor	Amp\Cb l	Filter	EIRPCF	Readin g	Limit	Margin	Pol
	MHz	dBm		dB/m	dB	dB	dB	dBuV	dBm	dB	
1	4995.00	-63.94	RMS	33.16	-55.30	0.45	-95.23	52.98	-25.00	-38.94	Horizontal
2	7492.00	-60.80	RMS	36.32	-52.91	0.45	-95.23	50.57	-25.00	-35.80	Horizontal
3	9989.00	-57.87	RMS	38.36	-51.52	0.35	-95.23	50.17	-25.00	-32.87	Horizontal

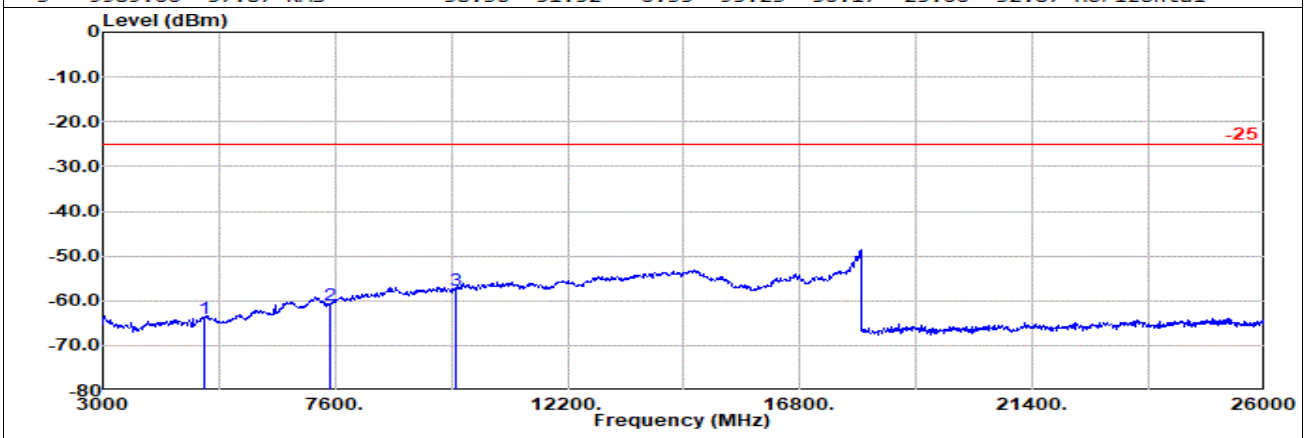

Site : 03CH16-HY
Condition: -25 3m 9120D-1522_230323 Vertical
: NR SA n41 20M Ch501204 1RB1 BPSK

	Freq	Level	Detector	Ant Factor	Amp\Cb l	Filter	EIRPCF	Readin g	Limit	Margin	Pol
	MHz	dBm		dB/m	dB	dB	dB	dBuV	dBm	dB	
1	4995.00	-64.06	RMS	33.16	-55.30	0.45	-95.23	52.86	-25.00	-39.06	Vertical
2	7492.00	-60.95	RMS	36.32	-52.91	0.45	-95.23	50.42	-25.00	-35.95	Vertical
3	9989.00	-57.66	RMS	38.36	-51.52	0.35	-95.23	50.38	-25.00	-32.66	Vertical

Main

Part 27M Mode 1

NR SA n41 20M NR SA n41 20M Ch518598 1RB1 BPSK

M

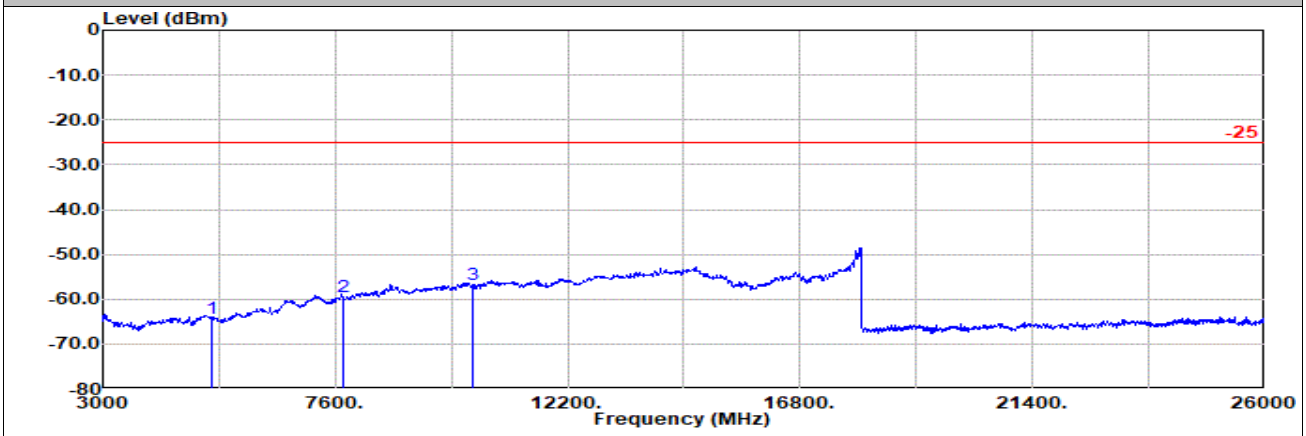

Site : 03CH16-HY
Condition: -25 3m 9120D-1522_230323 Horizontal
: NR SA n41 20M Ch518598 1RB1 BPSK

	Freq	Level	Detector	Ant Factor	Amp\Cb l	Filter	EIRPCF	Reading	Limit	Margin	Pol
	MHz	dBm		dB/m	dB	dB	dB	dBuV	dBm	dB	
1	5169.00	-64.18	RMS	33.00	-55.05	0.46	-95.23	52.64	-25.00	-39.18	Horizontal
2	7753.00	-59.41	RMS	36.71	-52.50	0.46	-95.23	51.15	-25.00	-34.41	Horizontal
3	10337.00	-56.80	RMS	38.70	-51.08	0.35	-95.23	50.46	-25.00	-31.80	Horizontal

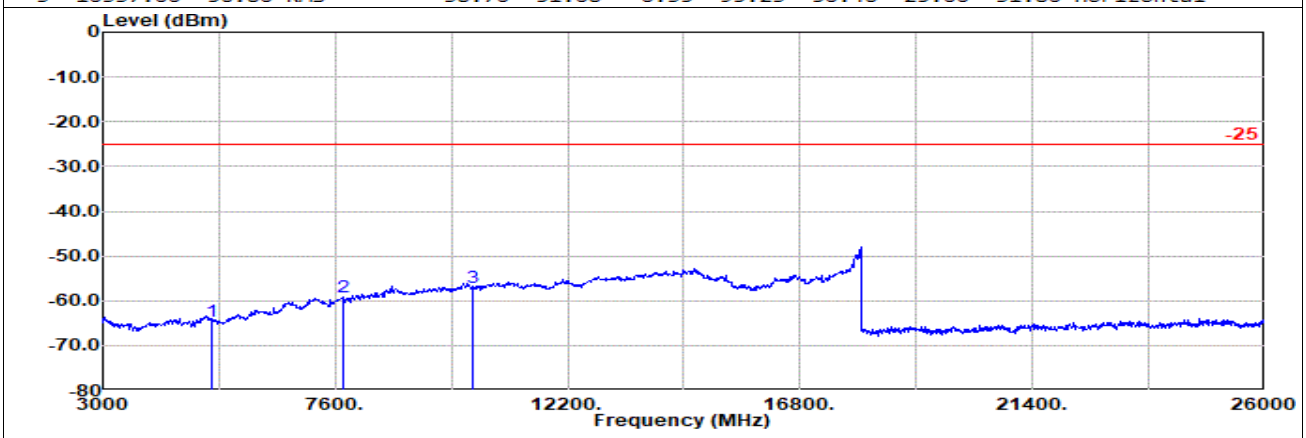

Site : 03CH16-HY
Condition: -25 3m 9120D-1522_230323 Vertical
: NR SA n41 20M Ch518598 1RB1 BPSK

	Freq	Level	Detector	Ant Factor	Amp\Cb l	Filter	EIRPCF	Reading	Limit	Margin	Pol
	MHz	dBm		dB/m	dB	dB	dB	dBuV	dBm	dB	
1	5169.00	-64.51	RMS	33.00	-55.05	0.46	-95.23	52.31	-25.00	-39.51	Vertical
2	7753.00	-59.12	RMS	36.71	-52.50	0.46	-95.23	51.44	-25.00	-34.12	Vertical
3	10337.00	-57.06	RMS	38.70	-51.08	0.35	-95.23	50.20	-25.00	-32.06	Vertical

Main

Part 27M Mode 1

NR SA n41 20M NR SA n41 20M Ch535998 1RB1 BPSK

H

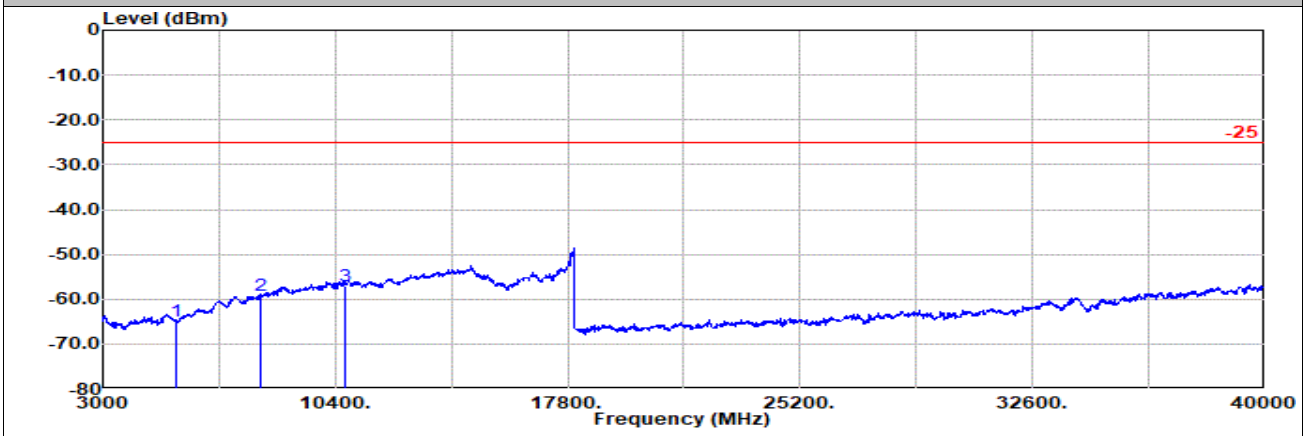

Site : 03CH16-HY
Condition: -25 1m SHF_1223_230710 Horizontal
: NR SA n41 20M Ch535998 1RB1 BPSK

	Freq	Level	Detector	Ant Factor	Amp\Cb l	Filter	EIRPCF	Reading	Limit	Margin	Pol
	MHz	dBm		dB/m	dB	dB	dB	dBuV	dBm	dB	
1	5343.00	-64.94	RMS	32.91	-54.87	0.41	-95.23	51.84	-25.00	-39.94	Horizontal
2	8014.00	-59.05	RMS	37.00	-52.40	0.55	-95.23	51.03	-25.00	-34.05	Horizontal
3	10685.00	-56.94	RMS	39.20	-50.36	0.35	-95.23	49.10	-25.00	-31.94	Horizontal

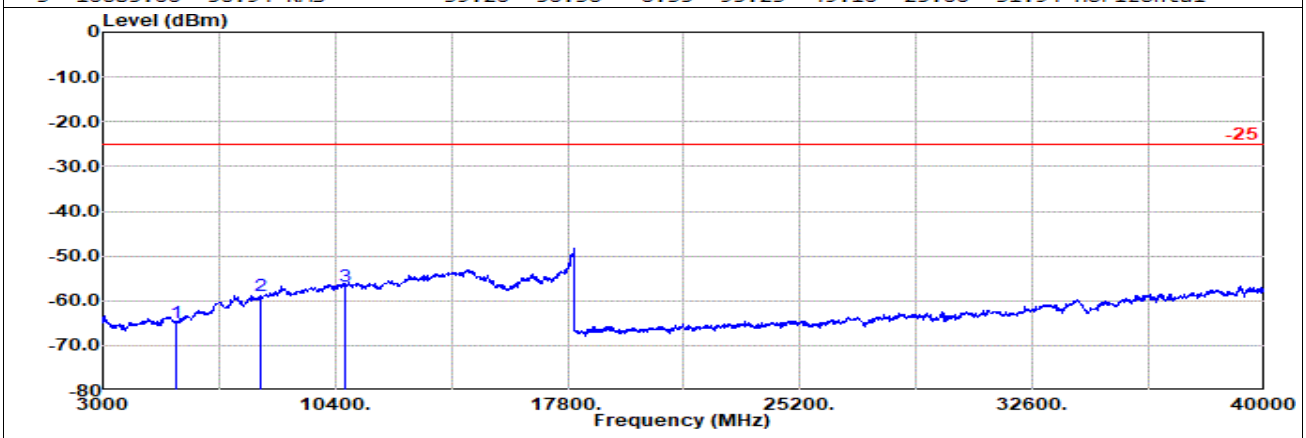

Site : 03CH16-HY
Condition: -25 1m SHF_1223_230710 Vertical
: NR SA n41 20M Ch535998 1RB1 BPSK

	Freq	Level	Detector	Ant Factor	Amp\Cb l	Filter	EIRPCF	Reading	Limit	Margin	Pol
	MHz	dBm		dB/m	dB	dB	dB	dBuV	dBm	dB	
1	5343.00	-64.82	RMS	32.91	-54.87	0.41	-95.23	51.96	-25.00	-39.82	Vertical
2	8014.00	-58.96	RMS	37.00	-52.40	0.55	-95.23	51.12	-25.00	-33.96	Vertical
3	10685.00	-56.87	RMS	39.20	-50.36	0.35	-95.23	49.17	-25.00	-31.87	Vertical

LTE MIMO2 + 5GNR Main

Part 27Q Mode 2

EN-DC B5+n78 10M + 20M EN-DC B5+n78 10M Ch20525 1RB0 QPSK + 20M Ch630668 1RB1 BPSK

L

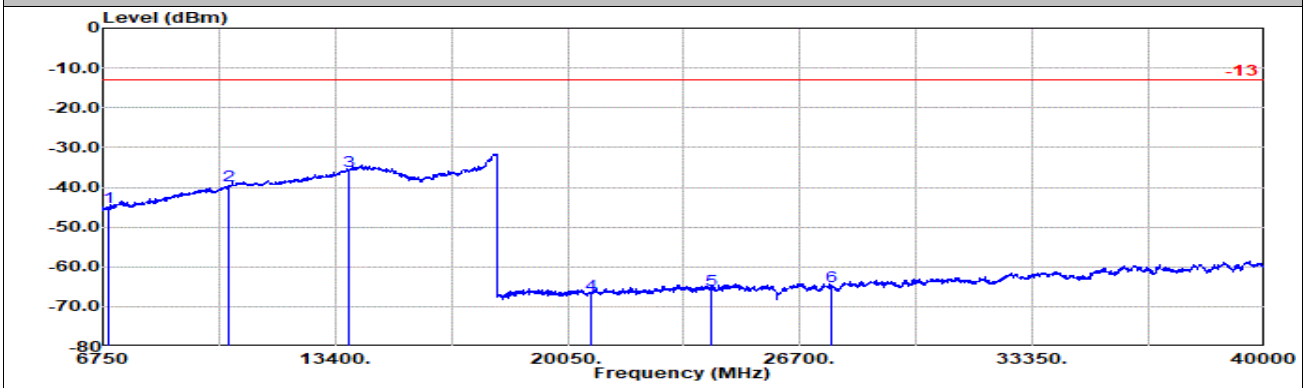

Site : 03CH16-HY
Condition: -13 1m SHF_1223_230710 Horizontal
: LTE Band 5 10M Ch20525 1RB0 QPSK
: SA n77 20M Ch630668 1RB1 BPSK

	Freq	Level	Detector	Ant Factor	Amp\Cbl	Filter	EIRPCF	Reading	Limit	Margin	Pol
	MHz	dBm		dB/m	dB	dB	dB	dBuV	dBm	dB	
1	6902.00	-44.98	RMS	35.80	-17.30	1.25	-95.23	30.50	-13.00	-31.98	Horizontal
2	10353.00	-39.50	RMS	38.70	-14.11	0.45	-95.23	30.69	-13.00	-26.50	Horizontal
3	13805.00	-35.80	RMS	40.50	-12.52	0.42	-95.23	31.03	-13.00	-22.80	Horizontal
4	20707.00	-66.99	RMS	38.17	-48.64	-9.54	-95.23	48.25	-13.00	-53.99	Horizontal
5	24158.00	-65.79	RMS	38.96	-46.79	-9.54	-95.23	46.81	-13.00	-52.79	Horizontal
6	27610.00	-64.91	RMS	39.44	-46.63	-9.54	-95.23	47.05	-13.00	-51.91	Horizontal

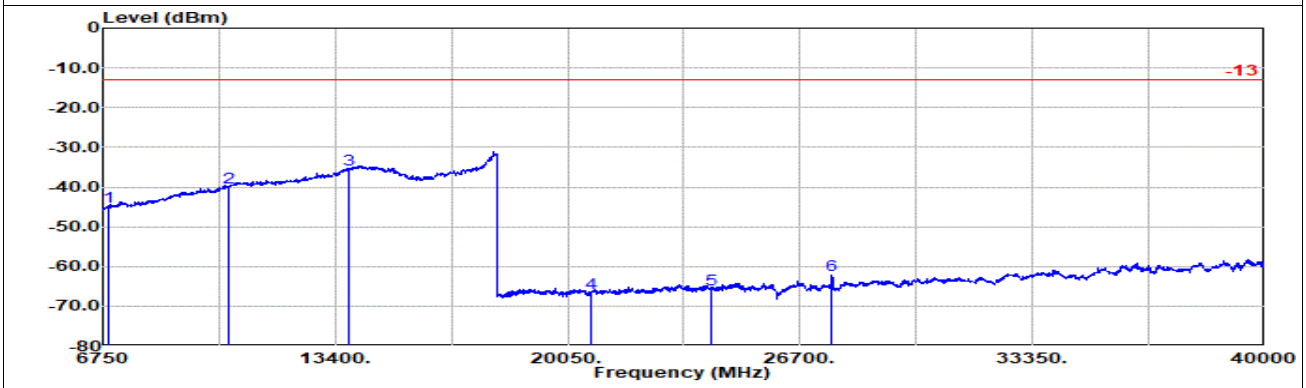

Site : 03CH16-HY
Condition: -13 1m SHF_1223_230710 Vertical
: LTE Band 5 10M Ch20525 1RB0 QPSK
: SA n77 20M Ch630668 1RB1 BPSK

	Freq	Level	Detector	Ant Factor	Amp\Cbl	Filter	EIRPCF	Reading	Limit	Margin	Pol
	MHz	dBm		dB/m	dB	dB	dB	dBuV	dBm	dB	
1	6902.00	-44.99	RMS	35.80	-17.30	1.25	-95.23	30.49	-13.00	-31.99	Vertical
2	10353.00	-40.01	RMS	38.70	-14.11	0.45	-95.23	30.18	-13.00	-27.01	Vertical
3	13805.00	-35.66	RMS	40.50	-12.52	0.42	-95.23	31.17	-13.00	-22.66	Vertical
4	20707.00	-66.81	RMS	38.17	-48.64	-9.54	-95.23	48.43	-13.00	-53.81	Vertical
5	24158.00	-65.82	RMS	38.96	-46.79	-9.54	-95.23	46.78	-13.00	-52.82	Vertical
6	27610.00	-62.21	RMS	39.44	-46.63	-9.54	-95.23	49.75	-13.00	-49.21	Vertical

LTE MIMO2 + 5GNR Main

Part 27Q Mode 2

EN-DC B5+n78 10M + 20M EN-DC B5+n78 10M Ch20525 1RB0 QPSK + 20M Ch63334 1RB1 BPSK

M

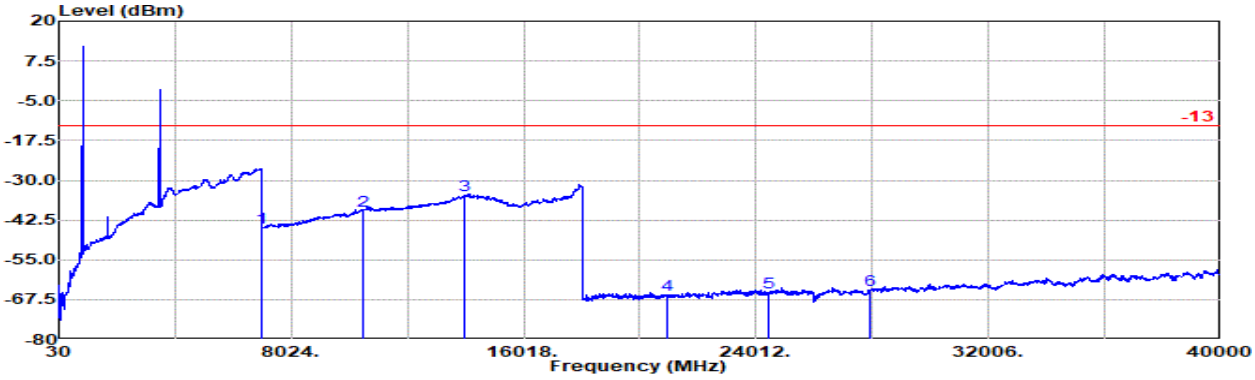


```
Site      : 03CH16-HY
Condition: -13 1m SHF_1223_230710 Horizontal
         : LTE Band 5 10M Ch20525 1RB0 QPSK
         : SA n77 20M Ch633334 1RB1 BPSK
```

	Freq	Level	Detector	Ant Factor	Amp\Cb l	Filter	EIRPCF	Readin g	Limit	Margin	Pol
	MHz	dBm		dB/m	dB	dB	dB	dBuV	dBm	dB	
1	6982.00	-44.95	RMS	35.90	-17.36	1.32	-95.23	30.42	-13.00	-31.95	Horizontal
2	10473.00	-39.68	RMS	38.70	-13.87	0.45	-95.23	30.27	-13.00	-26.68	Horizontal
3	13965.00	-34.81	RMS	40.97	-12.25	0.42	-95.23	31.28	-13.00	-21.81	Horizontal
4	20947.00	-65.96	RMS	37.88	-48.53	-9.54	-95.23	49.46	-13.00	-52.96	Horizontal
5	24438.00	-65.14	RMS	39.15	-46.51	-9.54	-95.23	46.99	-13.00	-52.14	Horizontal
6	27930.00	-64.64	RMS	39.79	-46.56	-9.54	-95.23	46.90	-13.00	-51.64	Horizontal

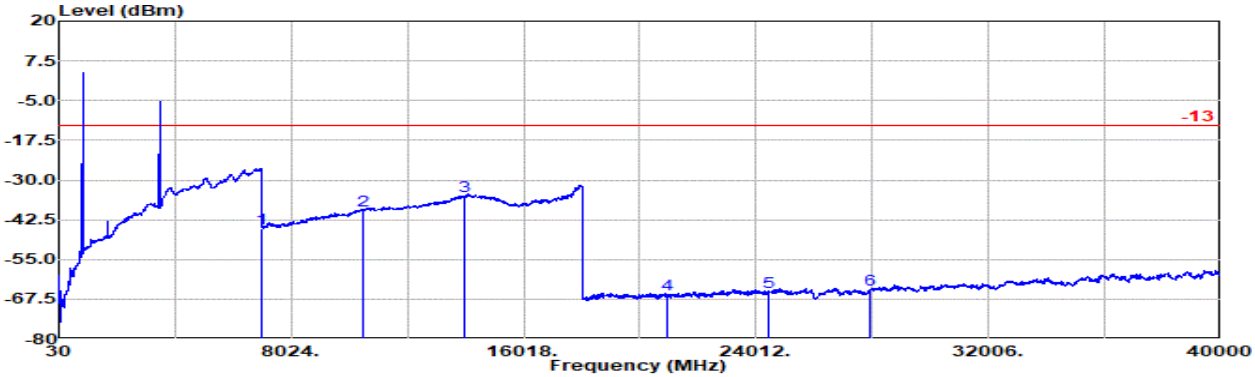


```
Site      : 03CH16-HY
Condition: -13 1m SHF_1223_230710 Vertical
         : LTE Band 5 10M Ch20525 1RB0 QPSK
         : SA n77 20M Ch633334 1RB1 BPSK
```

	Freq	Level	Detector	Ant Factor	Amp\Cb l	Filter	EIRPCF	Readin g	Limit	Margin	Pol
	MHz	dBm		dB/m	dB	dB	dB	dBuV	dBm	dB	
1	6982.00	-45.11	RMS	35.90	-17.36	1.32	-95.23	30.26	-13.00	-32.11	Vertical
2	10473.00	-39.49	RMS	38.70	-13.87	0.45	-95.23	30.46	-13.00	-26.49	Vertical
3	13965.00	-35.02	RMS	40.97	-12.25	0.42	-95.23	31.07	-13.00	-22.02	Vertical
4	20947.00	-65.87	RMS	37.88	-48.53	-9.54	-95.23	49.55	-13.00	-52.87	Vertical
5	24438.00	-65.32	RMS	39.15	-46.51	-9.54	-95.23	46.81	-13.00	-52.32	Vertical
6	27930.00	-64.46	RMS	39.79	-46.56	-9.54	-95.23	47.08	-13.00	-51.46	Vertical

Remark: The over limit signal before #1 is fundamental signal which can be ignored.

LTE MIMO2 + 5GNR Main

Part 27Q Mode 2

EN-DC B5+n78 10M + 20M EN-DC B5+n78 10M Ch20525 1RB0 QPSK + 20M Ch636000 1RB1 BPSK

H

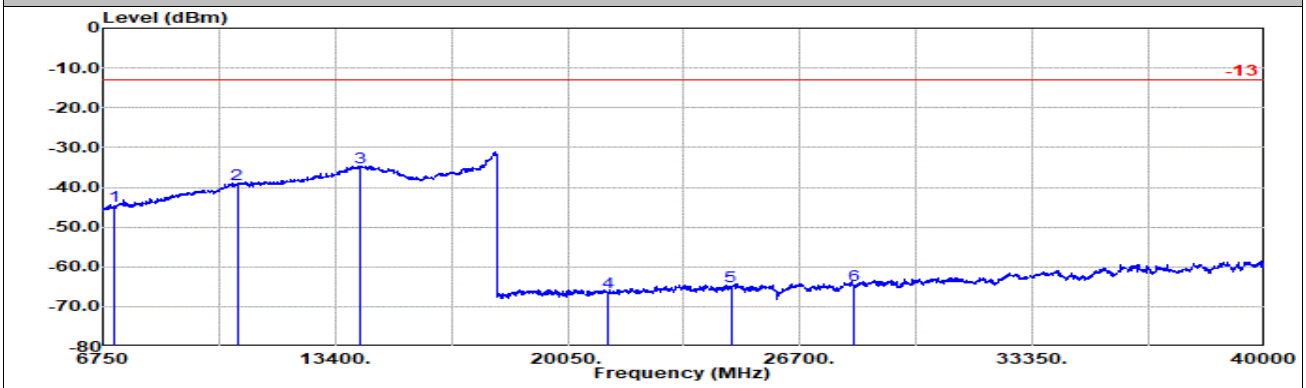

Site : 03CH16-HY
Condition: -13 1m SHF_1223_230710 Horizontal
: LTE Band 5 10M Ch20525 1RB0 QPSK
: SA n77 20M Ch636000 1RB1 BPSK

	Freq	Level	Detector	Ant Factor	Amp\Cb l	Filter	EIRPCF	Readin g	Limit	Margin	Pol
	MHz	dBm		dB/m	dB	dB	dB	dBuV	dBm	dB	
1	7062.00	-44.71	RMS	36.25	-17.34	1.21	-95.23	30.40	-13.00	-31.71	Horizontal
2	10593.00	-39.35	RMS	38.97	-13.87	0.45	-95.23	30.33	-13.00	-26.35	Horizontal
3	14125.00	-35.05	RMS	41.05	-12.20	0.43	-95.23	30.90	-13.00	-22.05	Horizontal
4	21187.00	-66.32	RMS	38.10	-48.51	-9.54	-95.23	48.86	-13.00	-53.32	Horizontal
5	24718.00	-64.83	RMS	39.29	-46.41	-9.54	-95.23	47.06	-13.00	-51.83	Horizontal
6	28250.00	-64.57	RMS	39.80	-46.60	-9.54	-95.23	47.00	-13.00	-51.57	Horizontal

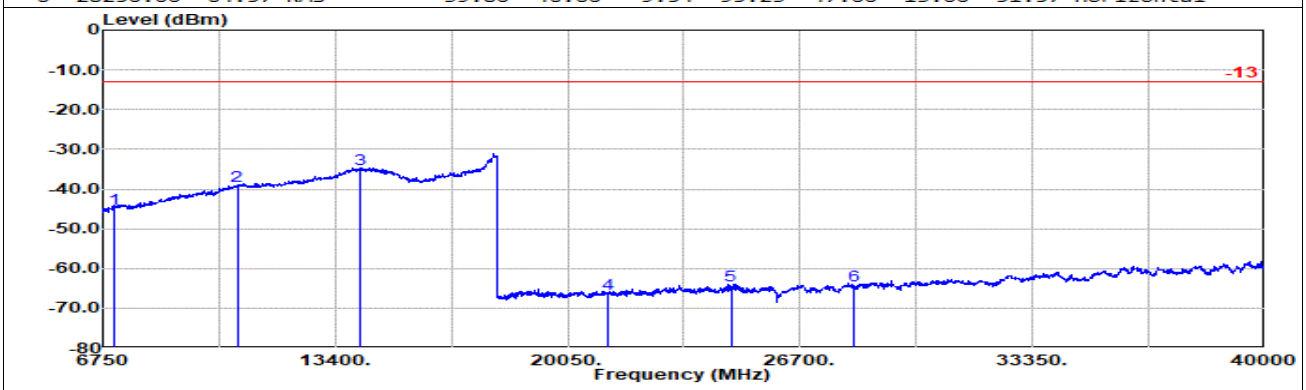

Site : 03CH16-HY
Condition: -13 1m SHF_1223_230710 Vertical
: LTE Band 5 10M Ch20525 1RB0 QPSK
: SA n77 20M Ch636000 1RB1 BPSK

	Freq	Level	Detector	Ant Factor	Amp\Cb l	Filter	EIRPCF	Readin g	Limit	Margin	Pol
	MHz	dBm		dB/m	dB	dB	dB	dBuV	dBm	dB	
1	7062.00	-44.85	RMS	36.25	-17.34	1.21	-95.23	30.26	-13.00	-31.85	Vertical
2	10593.00	-39.28	RMS	38.97	-13.87	0.45	-95.23	30.40	-13.00	-26.28	Vertical
3	14125.00	-35.03	RMS	41.05	-12.20	0.43	-95.23	30.92	-13.00	-22.03	Vertical
4	21187.00	-66.46	RMS	38.10	-48.51	-9.54	-95.23	48.72	-13.00	-53.46	Vertical
5	24718.00	-64.42	RMS	39.29	-46.41	-9.54	-95.23	47.47	-13.00	-51.42	Vertical
6	28250.00	-64.23	RMS	39.80	-46.60	-9.54	-95.23	47.34	-13.00	-51.23	Vertical

MIMO2

Part 27O Mode 2

NR SA n78 20M NR SA n78 20M Ch647334 1RB1 BPSK

L

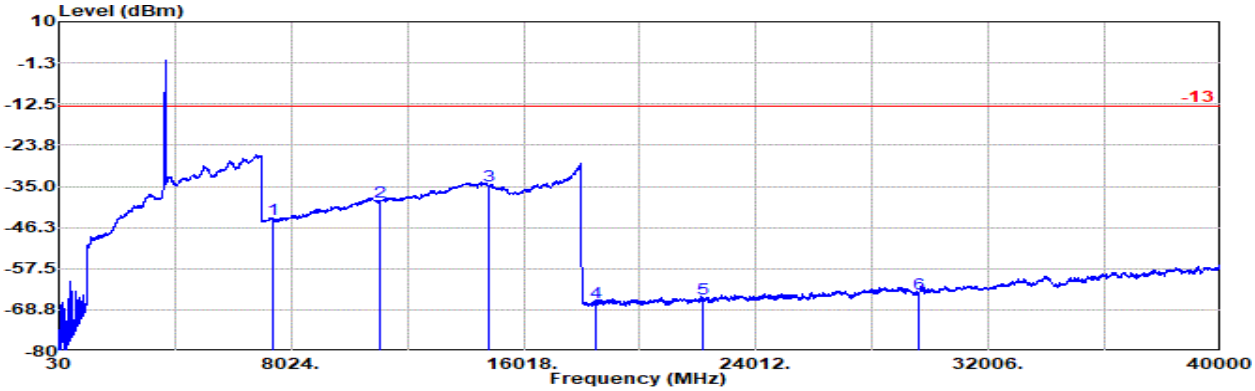

Site : 03CH16-HY
Condition: -13 3m 9120D-1522_230323 Horizontal
: NR SA n78 20M Ch647334 1RB1 BPSK

	Freq	Level	Detector	Ant Factor	Amp\Cbl	Filter	EIRPCF	Reading	Limit	Margin	Pol
	MHz	dBm		dB/m	dB	dB	dB	dBuV	dBm	dB	
1	7403.00	-44.12	RMS	36.59	-17.11	0.90	-95.23	30.73	-13.00	-31.12	Horizontal
2	11104.00	-39.13	RMS	38.91	-14.04	0.44	-95.23	30.79	-13.00	-26.13	Horizontal
3	14805.00	-34.69	RMS	40.18	-11.90	0.50	-95.23	31.76	-13.00	-21.69	Horizontal
4	18506.00	-66.77	RMS	38.10	-49.68	-9.54	-95.23	49.58	-13.00	-53.77	Horizontal
5	22207.00	-65.73	RMS	38.33	-48.35	-9.54	-95.23	49.06	-13.00	-52.73	Horizontal
6	29610.00	-64.25	RMS	40.04	-47.76	-9.54	-95.23	48.24	-13.00	-51.25	Horizontal

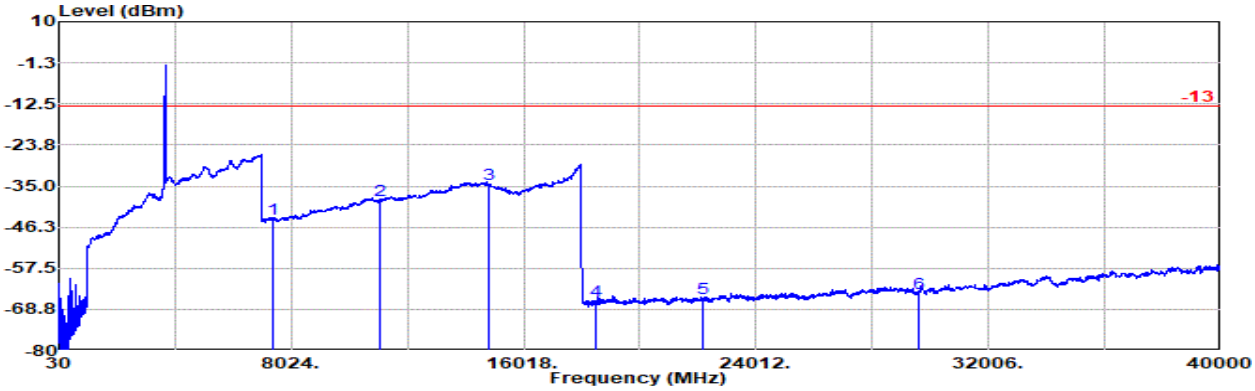

Site : 03CH16-HY
Condition: -13 3m 9120D-1522_230323 Vertical
: NR SA n78 20M Ch647334 1RB1 BPSK

	Freq	Level	Detector	Ant Factor	Amp\Cbl	Filter	EIRPCF	Reading	Limit	Margin	Pol
	MHz	dBm		dB/m	dB	dB	dB	dBuV	dBm	dB	
1	7403.00	-44.05	RMS	36.59	-17.11	0.90	-95.23	30.80	-13.00	-31.05	Vertical
2	11104.00	-39.00	RMS	38.91	-14.04	0.44	-95.23	30.92	-13.00	-26.00	Vertical
3	14805.00	-34.62	RMS	40.18	-11.90	0.50	-95.23	31.83	-13.00	-21.62	Vertical
4	18506.00	-66.36	RMS	38.10	-49.68	-9.54	-95.23	49.99	-13.00	-53.36	Vertical
5	22207.00	-65.58	RMS	38.33	-48.35	-9.54	-95.23	49.21	-13.00	-52.58	Vertical
6	29610.00	-64.22	RMS	40.04	-47.76	-9.54	-95.23	48.27	-13.00	-51.22	Vertical

Remark: The over limit signal before #1 is fundamental signal which can be ignored.

MIMO2

Part 27O Mode 2

NR SA n78 20M NR SA n78 20M Ch650000 1RB1 BPSK

M

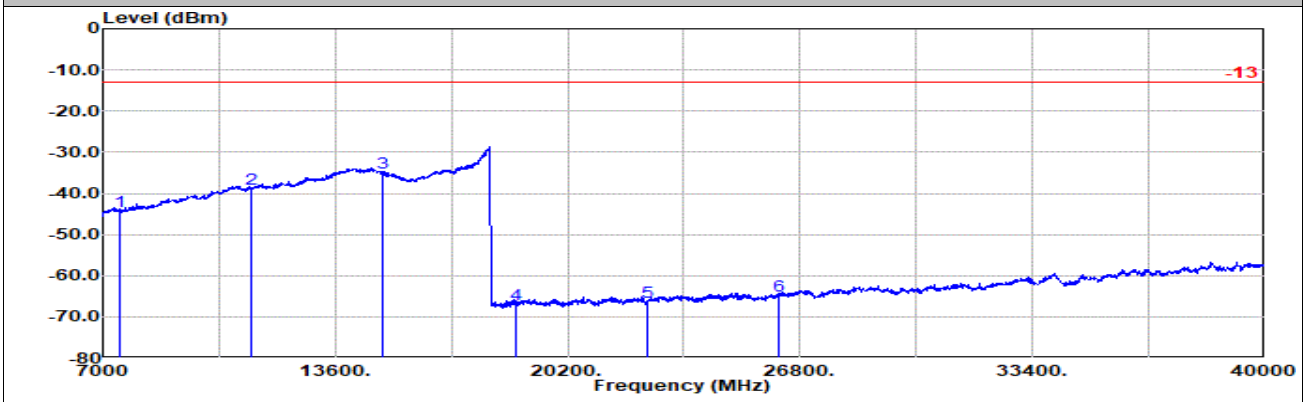

Site : 03CH16-HY
Condition: -13 3m 9120D-1522_230323 Horizontal
: NR SA n78 20M Ch650000 1RB1 BPSK

	Freq	Level	Detector	Ant Factor	Amp\Cbl	Filter	EIRPCF	Reading	Limit	Margin	Pol
	MHz	dBm		dB/m	dB	dB	dB	dBuV	dBm	dB	
1	7483.00	-44.40	RMS	36.33	-17.12	0.94	-95.23	30.68	-13.00	-31.40	Horizontal
2	11224.00	-38.87	RMS	39.00	-13.98	0.44	-95.23	30.90	-13.00	-25.87	Horizontal
3	14965.00	-34.99	RMS	39.70	-11.71	0.52	-95.23	31.73	-13.00	-21.99	Horizontal
4	18706.00	-66.88	RMS	38.02	-49.52	-9.54	-95.23	49.39	-13.00	-53.88	Horizontal
5	22447.00	-66.43	RMS	38.38	-48.16	-9.54	-95.23	48.12	-13.00	-53.43	Horizontal
6	26188.00	-64.93	RMS	39.10	-46.37	-9.54	-95.23	47.11	-13.00	-51.93	Horizontal

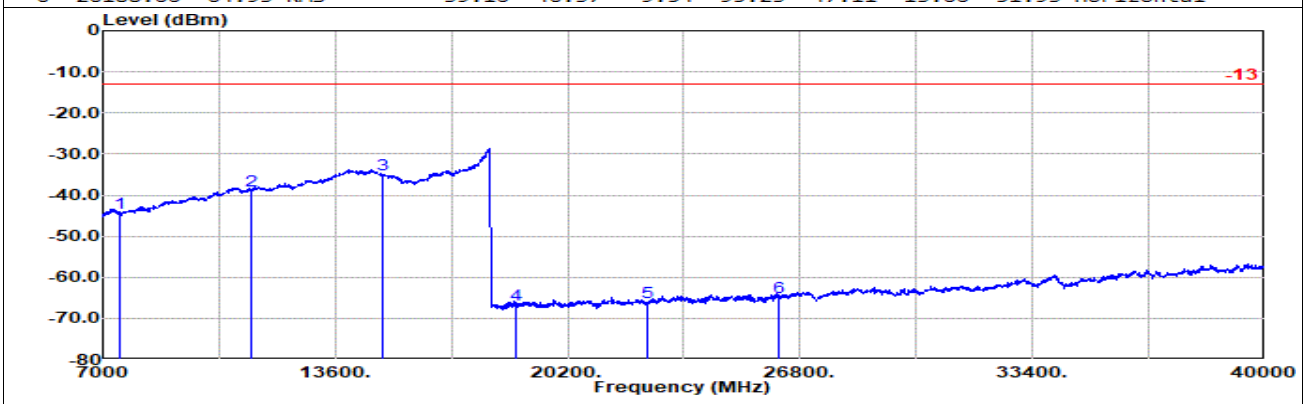

Site : 03CH16-HY
Condition: -13 3m 9120D-1522_230323 Vertical
: NR SA n78 20M Ch650000 1RB1 BPSK

	Freq	Level	Detector	Ant Factor	Amp\Cbl	Filter	EIRPCF	Reading	Limit	Margin	Pol
	MHz	dBm		dB/m	dB	dB	dB	dBuV	dBm	dB	
1	7483.00	-44.31	RMS	36.33	-17.12	0.94	-95.23	30.77	-13.00	-31.31	Vertical
2	11224.00	-38.85	RMS	39.00	-13.98	0.44	-95.23	30.92	-13.00	-25.85	Vertical
3	14965.00	-35.01	RMS	39.70	-11.71	0.52	-95.23	31.71	-13.00	-22.01	Vertical
4	18706.00	-66.74	RMS	38.02	-49.52	-9.54	-95.23	49.53	-13.00	-53.74	Vertical
5	22447.00	-66.09	RMS	38.38	-48.16	-9.54	-95.23	48.46	-13.00	-53.09	Vertical
6	26188.00	-64.76	RMS	39.10	-46.37	-9.54	-95.23	47.28	-13.00	-51.76	Vertical

MIMO2

Part 27O Mode 2

NR SA n78 20M NR SA n78 20M Ch652666 1RB1 BPSK

H

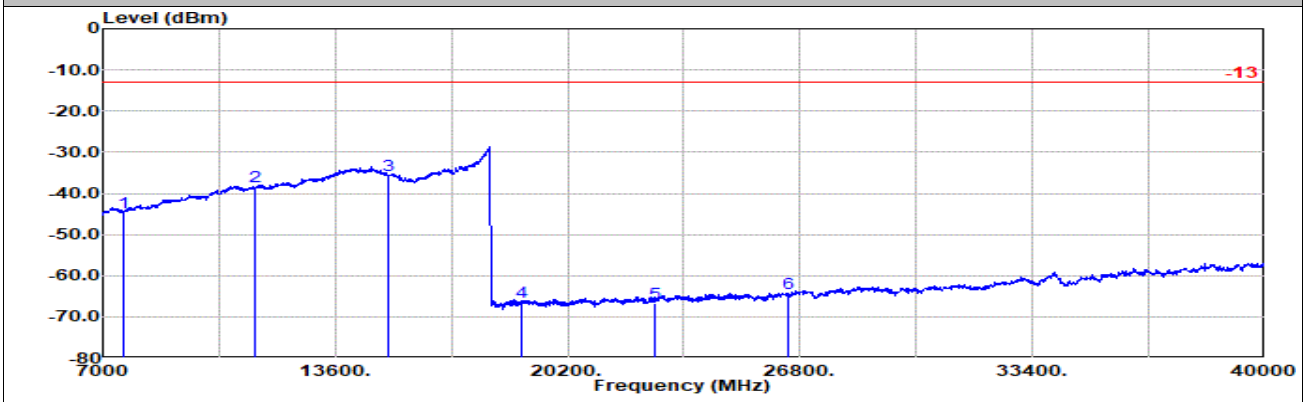

Site : 03CH16-HY
Condition: -13 3m 9120D-1522_230323 Horizontal
: NR SA n78 20M Ch652666 1RB1 BPSK

	Freq	Level	Detector	Ant Factor	Amp\Cbl	Filter	EIRPCF	Reading	Limit	Margin	Pol
	MHz	dBm		dB/m	dB	dB	dB	dBuV	dBm	dB	
1	7563.00	-44.66	RMS	36.30	-17.04	0.97	-95.23	30.34	-13.00	-31.66	Horizontal
2	11344.00	-38.47	RMS	39.10	-13.91	0.44	-95.23	31.13	-13.00	-25.47	Horizontal
3	15125.00	-35.55	RMS	39.05	-11.63	0.54	-95.23	31.72	-13.00	-22.55	Horizontal
4	18901.00	-66.40	RMS	38.24	-49.38	-9.54	-95.23	49.51	-13.00	-53.40	Horizontal
5	22681.00	-66.57	RMS	38.83	-48.04	-9.54	-95.23	47.41	-13.00	-53.57	Horizontal
6	26461.00	-64.34	RMS	39.52	-46.25	-9.54	-95.23	47.16	-13.00	-51.34	Horizontal

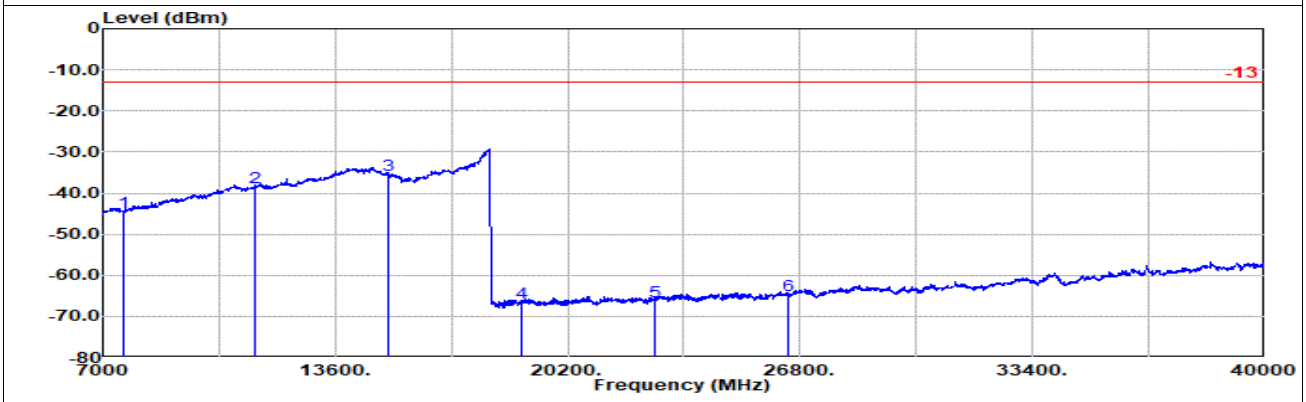

Site : 03CH16-HY
Condition: -13 3m 9120D-1522_230323 Vertical
: NR SA n78 20M Ch652666 1RB1 BPSK

	Freq	Level	Detector	Ant Factor	Amp\Cbl	Filter	EIRPCF	Reading	Limit	Margin	Pol
	MHz	dBm		dB/m	dB	dB	dB	dBuV	dBm	dB	
1	7563.00	-44.77	RMS	36.30	-17.04	0.97	-95.23	30.23	-13.00	-31.77	Vertical
2	11344.00	-38.70	RMS	39.10	-13.91	0.44	-95.23	30.90	-13.00	-25.70	Vertical
3	15125.00	-35.74	RMS	39.05	-11.63	0.54	-95.23	31.53	-13.00	-22.74	Vertical
4	18901.00	-66.60	RMS	38.24	-49.38	-9.54	-95.23	49.31	-13.00	-53.60	Vertical
5	22681.00	-66.34	RMS	38.83	-48.04	-9.54	-95.23	47.64	-13.00	-53.34	Vertical
6	26461.00	-64.91	RMS	39.52	-46.25	-9.54	-95.23	46.59	-13.00	-51.91	Vertical

<Sample 2>

Main

Part 24E Mode 1
NR SA n25 20M NR SA n25 20M Ch372000 1RB1 BPSK
L

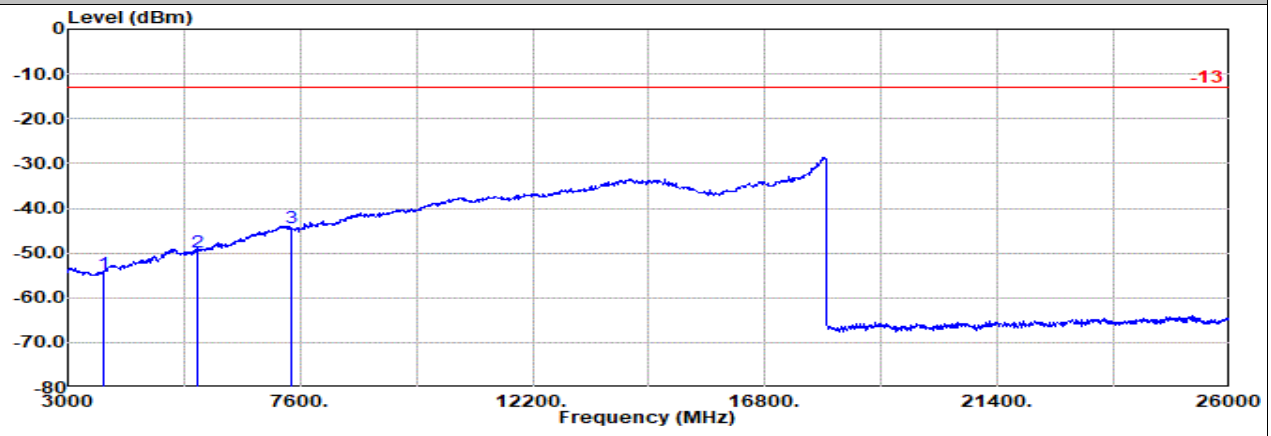


```
Site      : 03CH16-HY
Condition: -13 3m 9120D-1522_230323 Horizontal
          : NR SA Band 25 20M Ch372000 1RB1 BPSK
```

	Freq	Level	Detector	Ant Factor	Amp\Cb l	Filter	EIRPCF	Readin g	Limit	Margin	Pol
	MHz	dBm		dB/m	dB	dB	dB	dBuV	dBm	dB	
1	3702.00	-54.51	RMS	29.71	-20.56	0.81	-95.23	30.76	-13.00	-41.51	Horizontal
2	5553.00	-49.69	RMS	32.90	-18.03	0.39	-95.23	30.28	-13.00	-36.69	Horizontal
3	7405.00	-44.47	RMS	36.58	-17.11	0.37	-95.23	30.92	-13.00	-31.47	Horizontal

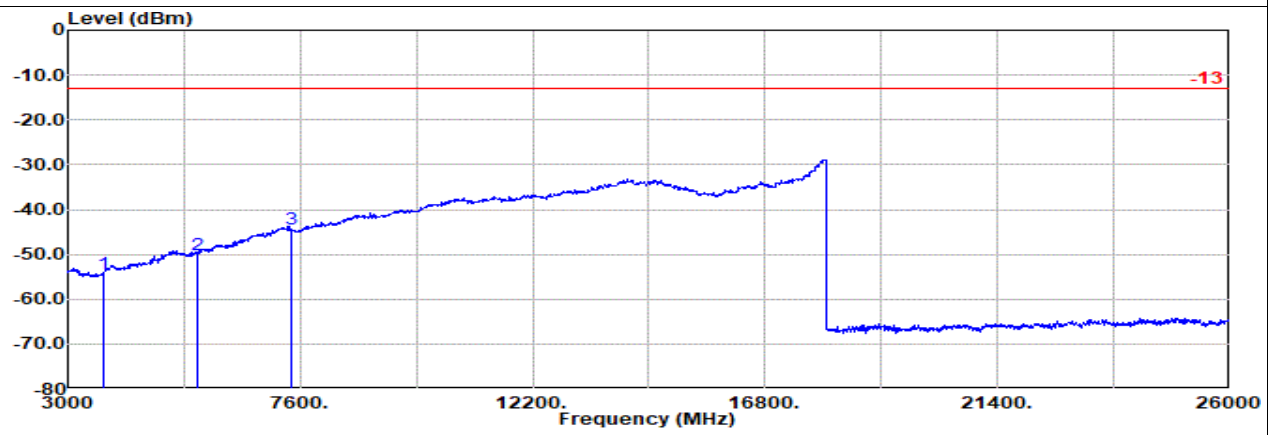


```
Site      : 03CH16-HY
Condition: -13 3m 9120D-1522_230323 Vertical
          : NR SA Band 25 20M Ch372000 1RB1 BPSK
```

	Freq	Level	Detector	Ant Factor	Amp\Cb l	Filter	EIRPCF	Readin g	Limit	Margin	Pol
	MHz	dBm		dB/m	dB	dB	dB	dBuV	dBm	dB	
1	3702.00	-54.37	RMS	29.71	-20.56	0.81	-95.23	30.90	-13.00	-41.37	Vertical
2	5553.00	-50.16	RMS	32.90	-18.03	0.39	-95.23	29.81	-13.00	-37.16	Vertical
3	7405.00	-44.24	RMS	36.58	-17.11	0.37	-95.23	31.15	-13.00	-31.24	Vertical

Main

Part 24E Mode 1

NR SA n25 20M NR SA n25 20M Ch376500 1RB1 BPSK

M

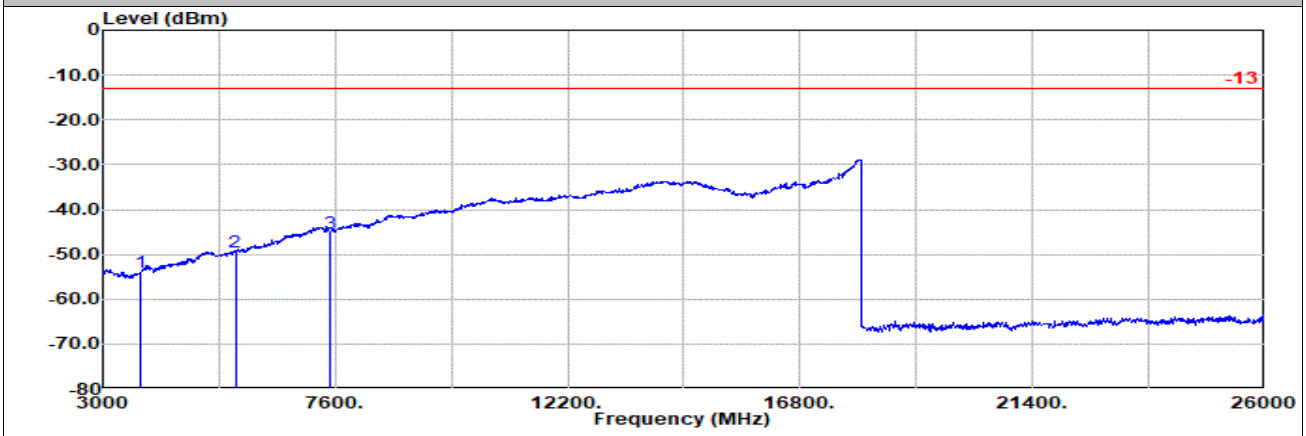

Site : 03CH16-HY
Condition: -13 3m 9120D-1522_230323 Horizontal
: NR SA Band 25 20M Ch376500 1RB1 BPSK

	Freq	Level	Detector	Ant Factor	Amp\Cbl	Filter	EIRPCF	Reading	Limit	Margin	Pol
	MHz	dBm		dB/m	dB	dB	dB	dBuV	dBm	dB	
1	3747.00	-53.92	RMS	29.89	-20.41	0.77	-95.23	31.06	-13.00	-40.92	Horizontal
2	5621.00	-49.55	RMS	32.98	-17.98	0.39	-95.23	30.29	-13.00	-36.55	Horizontal
3	7495.00	-45.18	RMS	36.31	-17.12	0.45	-95.23	30.41	-13.00	-32.18	Horizontal

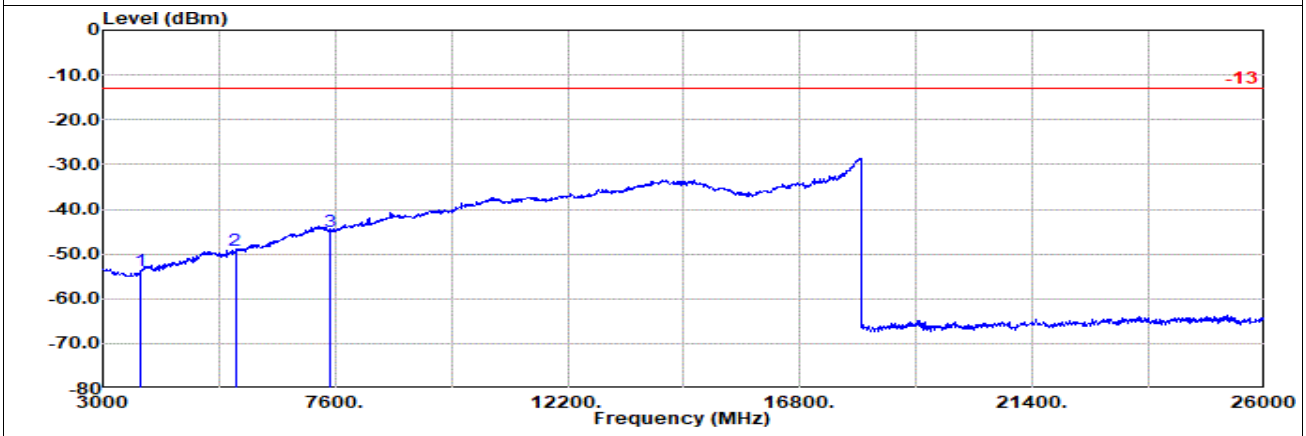

Site : 03CH16-HY
Condition: -13 3m 9120D-1522_230323 Vertical
: NR SA Band 25 20M Ch376500 1RB1 BPSK

	Freq	Level	Detector	Ant Factor	Amp\Cbl	Filter	EIRPCF	Reading	Limit	Margin	Pol
	MHz	dBm		dB/m	dB	dB	dB	dBuV	dBm	dB	
1	3747.00	-53.65	RMS	29.89	-20.41	0.77	-95.23	31.33	-13.00	-40.65	Vertical
2	5621.00	-49.36	RMS	32.98	-17.98	0.39	-95.23	30.48	-13.00	-36.36	Vertical
3	7495.00	-45.12	RMS	36.31	-17.12	0.45	-95.23	30.47	-13.00	-32.12	Vertical

Main

Part 24E Mode 1

NR SA n25 20M NR SA n25 20M Ch381000 1RB1 BPSK

H

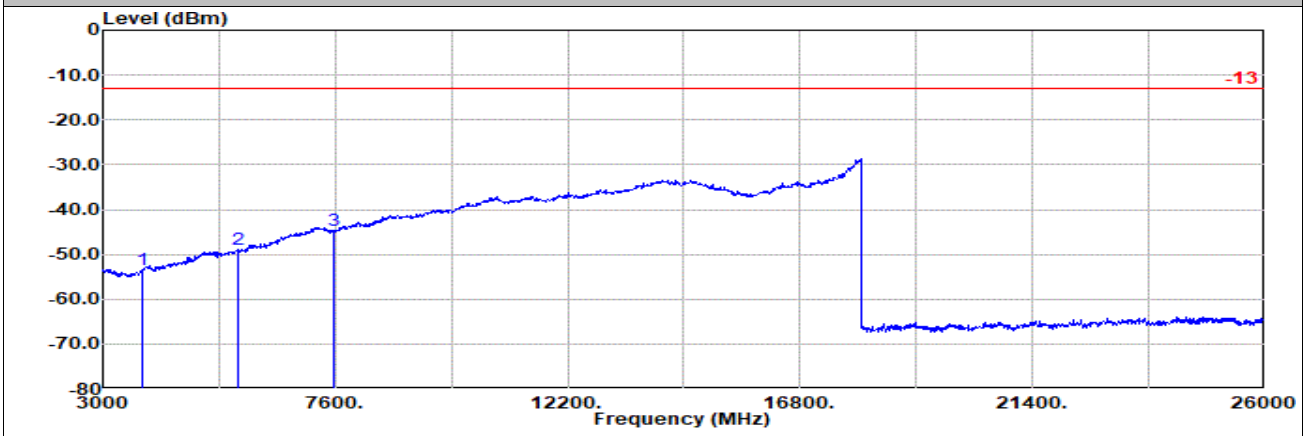

Site : 03CH16-HY
Condition: -13 3m 9120D-1522_230323 Horizontal
: NR SA Band 25 20M Ch381000 1RB1 BPSK

	Freq	Level	Detector	Ant Factor	Amp\Cbl	Filter	EIRPCF	Reading	Limit	Margin	Pol
	MHz	dBm		dB/m	dB	dB	dB	dBuV	dBm	dB	
1	3792.00	-53.39	RMS	30.24	-20.26	0.73	-95.23	31.13	-13.00	-40.39	Horizontal
2	5688.00	-49.01	RMS	33.33	-17.95	0.39	-95.23	30.45	-13.00	-36.01	Horizontal
3	7585.00	-44.56	RMS	36.30	-17.01	0.53	-95.23	30.85	-13.00	-31.56	Horizontal

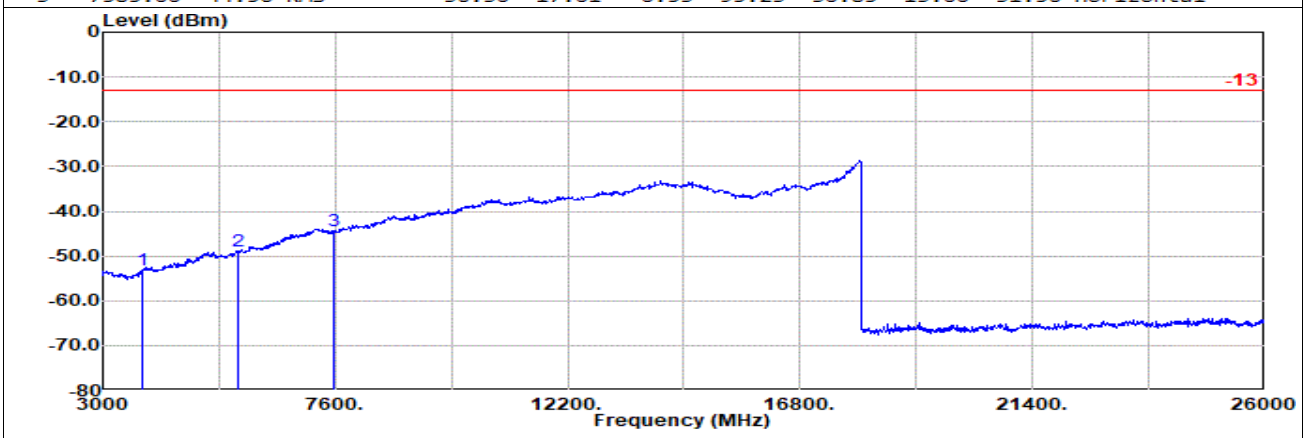

Site : 03CH16-HY
Condition: -13 3m 9120D-1522_230323 Vertical
: NR SA Band 25 20M Ch381000 1RB1 BPSK

	Freq	Level	Detector	Ant Factor	Amp\Cbl	Filter	EIRPCF	Reading	Limit	Margin	Pol
	MHz	dBm		dB/m	dB	dB	dB	dBuV	dBm	dB	
1	3792.00	-53.17	RMS	30.24	-20.26	0.73	-95.23	31.35	-13.00	-40.17	Vertical
2	5688.00	-48.86	RMS	33.33	-17.95	0.39	-95.23	30.60	-13.00	-35.86	Vertical
3	7585.00	-44.28	RMS	36.30	-17.01	0.53	-95.23	31.13	-13.00	-31.28	Vertical

Main

Part 27D Mode 1

NR SA n30 5M NR SA n30 5M Ch461500 1RB1 BPSK

L

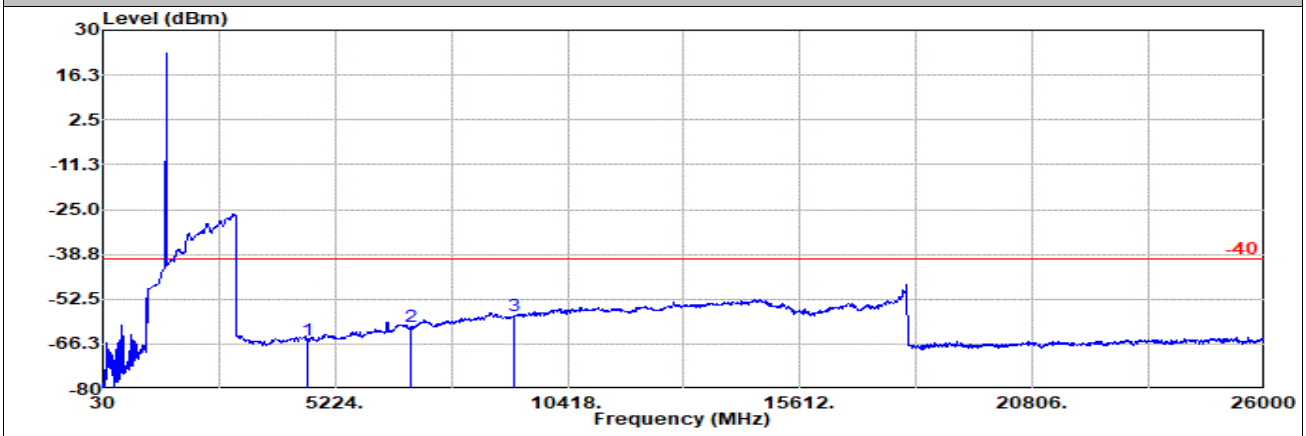

Site : 03CH16-HY
Condition: -40 1m SHF_1223_230710 Horizontal
: NR SA n30 5M Ch461500 1RB1 BPSK

	Freq	Level	Detector	Ant Factor	Amp\Cb l	Filter	EIRPCF	Readin g	Limit	Margin	Pol
	MHz	dBm		dB/m	dB	dB	dB	dBuV	dBm	dB	
1	4611.00	-64.92	RMS	31.74	-56.13	0.51	-95.23	54.19	-40.00	-24.92	Horizontal
2	6916.00	-60.98	RMS	35.83	-53.13	0.39	-95.23	51.16	-40.00	-20.98	Horizontal
3	9222.00	-57.41	RMS	38.10	-51.69	0.58	-95.23	50.83	-40.00	-17.41	Horizontal

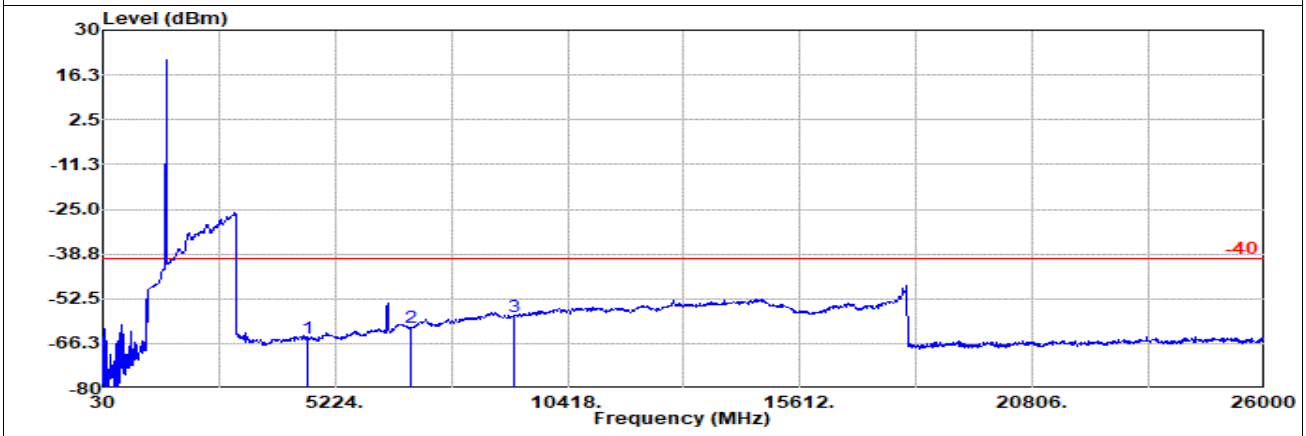

Site : 03CH16-HY
Condition: -40 1m SHF_1223_230710 Vertical
: NR SA n30 5M Ch461500 1RB1 BPSK

	Freq	Level	Detector	Ant Factor	Amp\Cb l	Filter	EIRPCF	Readin g	Limit	Margin	Pol
	MHz	dBm		dB/m	dB	dB	dB	dBuV	dBm	dB	
1	4611.00	-64.62	RMS	31.74	-56.13	0.51	-95.23	54.49	-40.00	-24.62	Vertical
2	6916.00	-61.41	RMS	35.83	-53.13	0.39	-95.23	50.73	-40.00	-21.41	Vertical
3	9222.00	-57.82	RMS	38.10	-51.69	0.58	-95.23	50.42	-40.00	-17.82	Vertical

Remark: The over limit signal before #1 is fundamental signal which can be ignored.

Main

Part 27D Mode 1

NR SA n30 5M NR SA n30 5M Ch462000 1RB1 BPSK

M

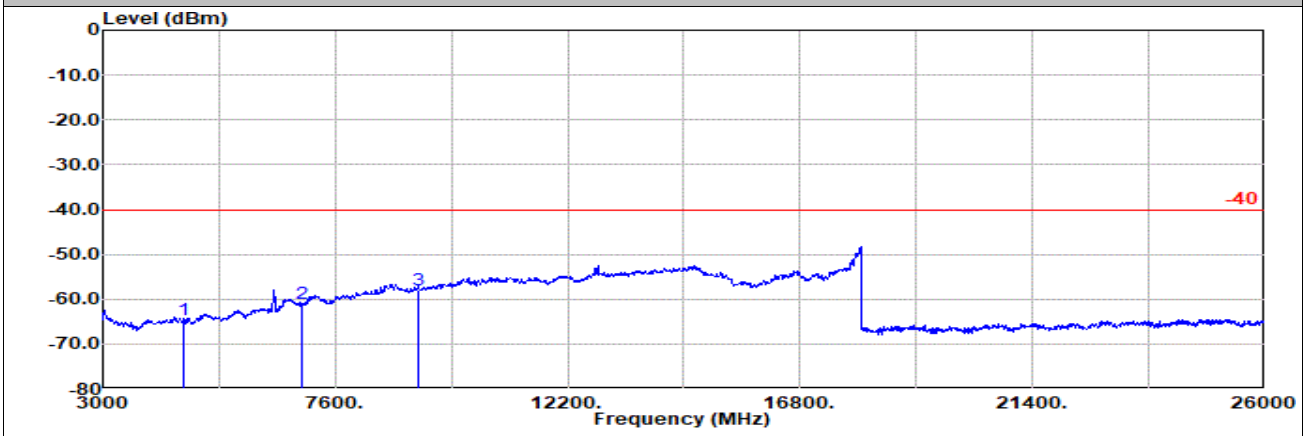

Site : 03CH16-HY
Condition: -40 3m 9120D-1522_230323 Horizontal
: NR SA n30 5M Ch462000 1RB1 BPSK

	Freq	Level	Detector	Ant Factor	Amp\Cbl	Filter	EIRPCF	Reading	Limit	Margin	Pol
	MHz	dBm		dB/m	dB	dB	dB	dBuV	dBm	dB	
1	4616.00	-64.71	RMS	31.76	-56.12	0.50	-95.23	54.38	-40.00	-24.71	Horizontal
2	6924.00	-60.98	RMS	35.85	-53.13	0.39	-95.23	51.14	-40.00	-20.98	Horizontal
3	9232.00	-57.84	RMS	38.10	-51.69	0.57	-95.23	50.41	-40.00	-17.84	Horizontal

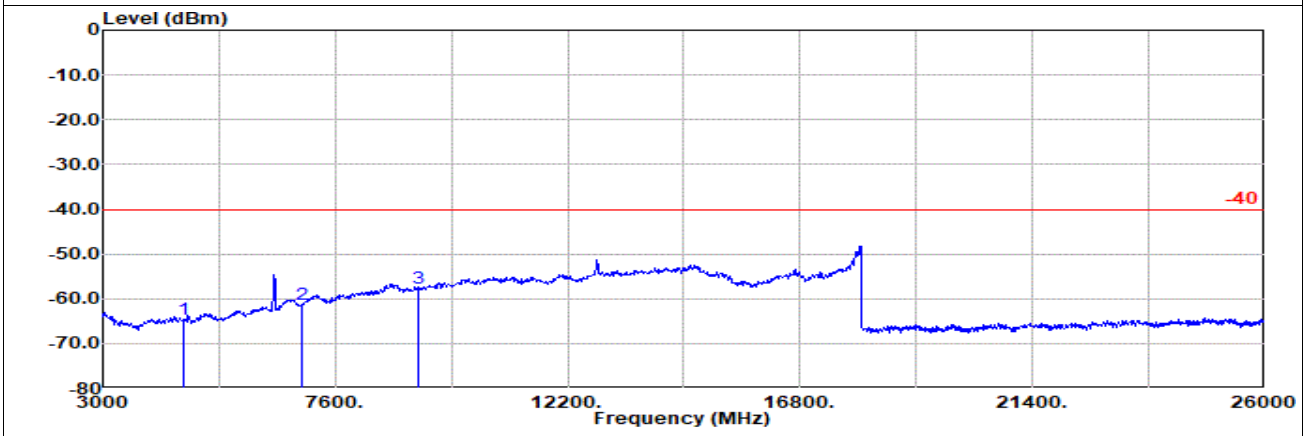

Site : 03CH16-HY
Condition: -40 3m 9120D-1522_230323 Vertical
: NR SA n30 5M Ch462000 1RB1 BPSK

	Freq	Level	Detector	Ant Factor	Amp\Cbl	Filter	EIRPCF	Reading	Limit	Margin	Pol
	MHz	dBm		dB/m	dB	dB	dB	dBuV	dBm	dB	
1	4616.00	-64.46	RMS	31.76	-56.12	0.50	-95.23	54.63	-40.00	-24.46	Vertical
2	6924.00	-61.21	RMS	35.85	-53.13	0.39	-95.23	50.91	-40.00	-21.21	Vertical
3	9232.00	-57.72	RMS	38.10	-51.69	0.57	-95.23	50.53	-40.00	-17.72	Vertical

Main

Part 27D Mode 1

NR SA n30 5M NR SA n30 5M Ch462500 1RB1 BPSK

H

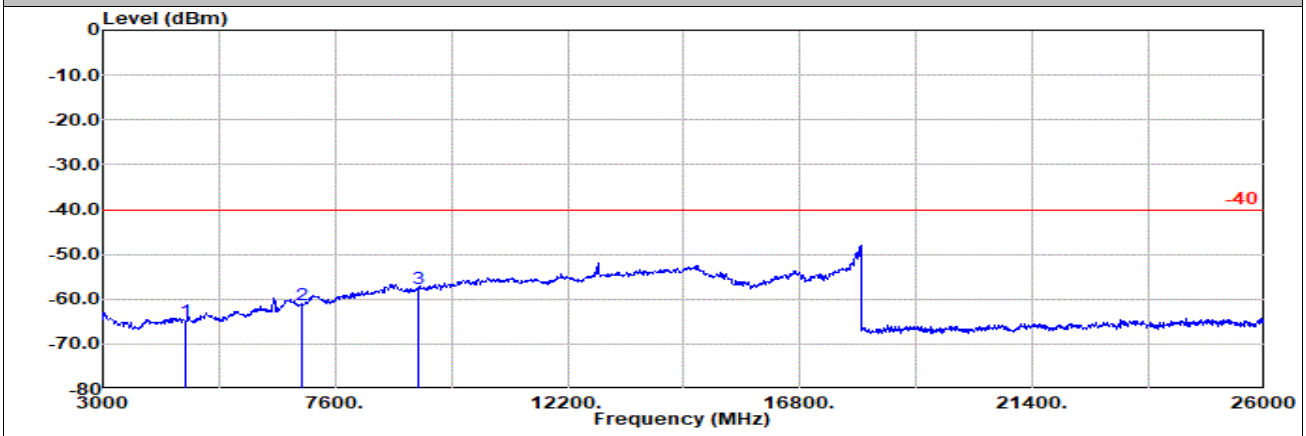

Site : 03CH16-HY
Condition: -40 3m 9120D-1522_230323 Horizontal
: NR SA n30 5M Ch462500 1RB1 BPSK

	Freq	Level	Detector	Ant Factor	Amp\Cbl	Filter	EIRPCF	Reading	Limit	Margin	Pol
	MHz	dBm		dB/m	dB	dB	dB	dBuV	dBm	dB	
1	4621.00	-64.83	RMS	31.78	-56.12	0.50	-95.23	54.24	-40.00	-24.83	Horizontal
2	6931.00	-61.15	RMS	35.86	-53.14	0.38	-95.23	50.98	-40.00	-21.15	Horizontal
3	9242.00	-57.66	RMS	38.10	-51.69	0.56	-95.23	50.60	-40.00	-17.66	Horizontal

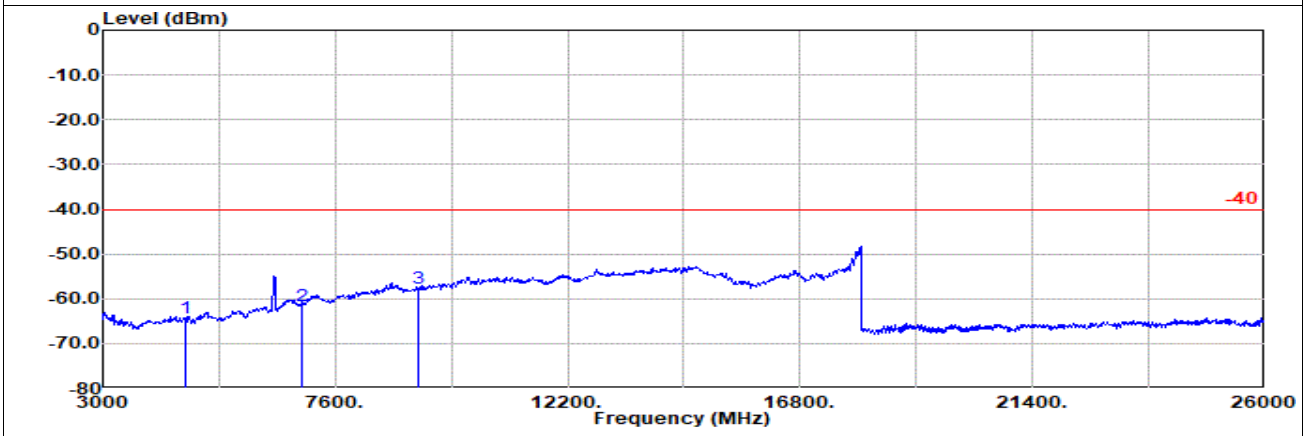

Site : 03CH16-HY
Condition: -40 3m 9120D-1522_230323 Vertical
: NR SA n30 5M Ch462500 1RB1 BPSK

	Freq	Level	Detector	Ant Factor	Amp\Cbl	Filter	EIRPCF	Reading	Limit	Margin	Pol
	MHz	dBm		dB/m	dB	dB	dB	dBuV	dBm	dB	
1	4621.00	-64.36	RMS	31.78	-56.12	0.50	-95.23	54.71	-40.00	-24.36	Vertical
2	6931.00	-61.56	RMS	35.86	-53.14	0.38	-95.23	50.57	-40.00	-21.56	Vertical
3	9242.00	-57.55	RMS	38.10	-51.69	0.56	-95.23	50.71	-40.00	-17.55	Vertical

Main

Part 27D Mode 2

NR SA n30 10M NR SA n30 10M Ch462000 1RB1 BPSK

M

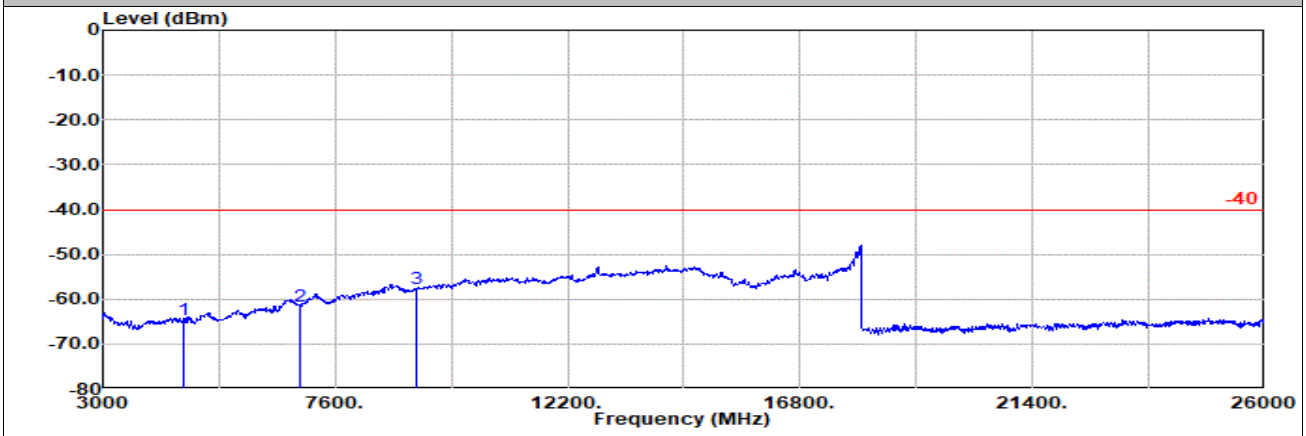

Site : 03CH16-HY
Condition: -40 3m 9120D-1522_230323 Horizontal
: NR SA n30 10M Ch462000 1RB1 BPSK

	Freq	Level	Detector	Ant Factor	Amp\Cbl	Filter	EIRPCF	Reading	Limit	Margin	Pol
	MHz	dBm		dB/m	dB	dB	dB	dBuV	dBm	dB	
1	4611.00	-64.52	RMS	31.74	-56.13	0.51	-95.23	54.59	-40.00	-24.52	Horizontal
2	6917.00	-61.45	RMS	35.83	-53.13	0.39	-95.23	50.69	-40.00	-21.45	Horizontal
3	9223.00	-57.71	RMS	38.10	-51.69	0.58	-95.23	50.53	-40.00	-17.71	Horizontal

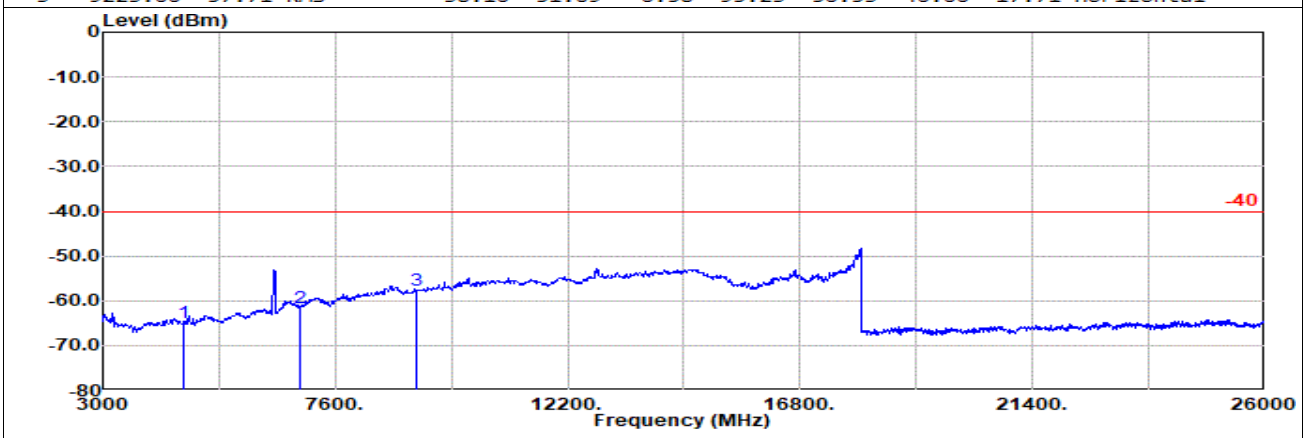

Site : 03CH16-HY
Condition: -40 3m 9120D-1522_230323 Vertical
: NR SA n30 10M Ch462000 1RB1 BPSK

	Freq	Level	Detector	Ant Factor	Amp\Cbl	Filter	EIRPCF	Reading	Limit	Margin	Pol
	MHz	dBm		dB/m	dB	dB	dB	dBuV	dBm	dB	
1	4611.00	-64.80	RMS	31.74	-56.13	0.51	-95.23	54.31	-40.00	-24.80	Vertical
2	6917.00	-61.45	RMS	35.83	-53.13	0.39	-95.23	50.69	-40.00	-21.45	Vertical
3	9223.00	-57.72	RMS	38.10	-51.69	0.58	-95.23	50.52	-40.00	-17.72	Vertical

LTE MIMO2 + 5GNR Main

Part 27Q Mode 1

EN-DC B5+n77 10M + 20M EN-DC B5+n77 10M Ch20525 1RB0 QPSK + 20M Ch630668 1RB1 BPSK

L

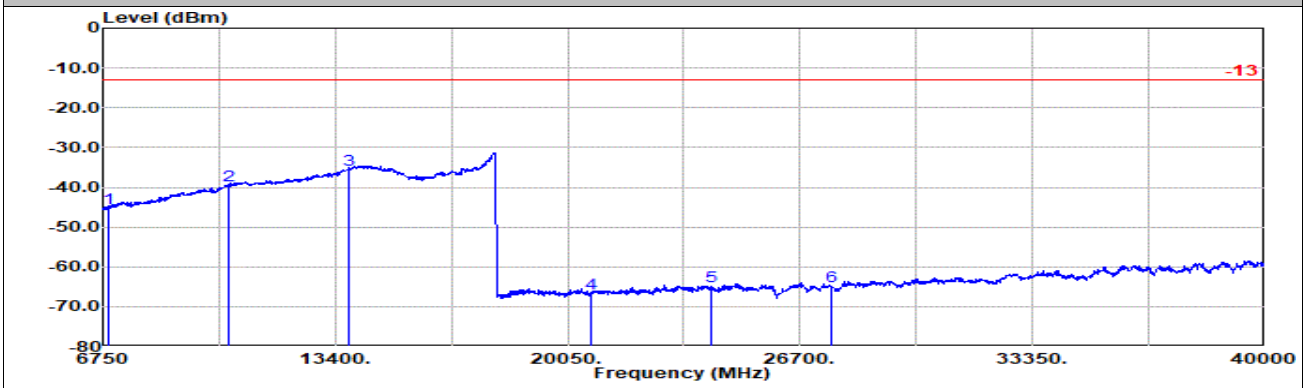

Site : 03CH16-HY
Condition: -13 3m 9120D-1522_230323 Horizontal
: LTE Band 5 10M Ch20525 1RB0 QPSK
: SA n77 20M Ch630668 1RB1 BPSK

	Freq	Level	Detector	Ant Factor	Amp\Cb l	Filter	EIRPCF	Readin g	Limit	Margin	Pol
	MHz	dBm		dB/m	dB	dB	dB	dBuV	dBm	dB	
1	6902.00	-45.21	RMS	35.80	-17.30	1.25	-95.23	30.27	-13.00	-32.21	Horizontal
2	10353.00	-39.54	RMS	38.70	-14.11	0.45	-95.23	30.65	-13.00	-26.54	Horizontal
3	13805.00	-35.66	RMS	40.50	-12.52	0.42	-95.23	31.17	-13.00	-22.66	Horizontal
4	20707.00	-66.75	RMS	38.17	-48.64	-9.54	-95.23	48.49	-13.00	-53.75	Horizontal
5	24158.00	-64.99	RMS	38.96	-46.79	-9.54	-95.23	47.61	-13.00	-51.99	Horizontal
6	27610.00	-64.90	RMS	39.44	-46.63	-9.54	-95.23	47.06	-13.00	-51.90	Horizontal

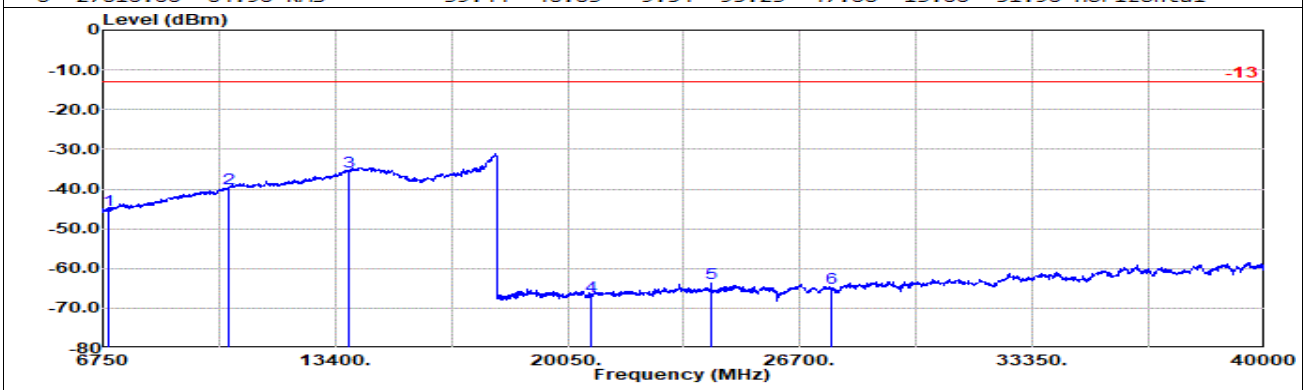

Site : 03CH16-HY
Condition: -13 1m SHF_1223_230710 Vertical
: LTE Band 5 10M Ch20525 1RB0 QPSK
: SA n77 20M Ch630668 1RB1 BPSK

	Freq	Level	Detector	Ant Factor	Amp\Cb l	Filter	EIRPCF	Readin g	Limit	Margin	Pol
	MHz	dBm		dB/m	dB	dB	dB	dBuV	dBm	dB	
1	6902.00	-45.31	RMS	35.80	-17.30	1.25	-95.23	30.17	-13.00	-32.31	Vertical
2	10353.00	-39.91	RMS	38.70	-14.11	0.45	-95.23	30.28	-13.00	-26.91	Vertical
3	13805.00	-35.47	RMS	40.50	-12.52	0.42	-95.23	31.36	-13.00	-22.47	Vertical
4	20707.00	-67.11	RMS	38.17	-48.64	-9.54	-95.23	48.13	-13.00	-54.11	Vertical
5	24158.00	-63.76	RMS	38.96	-46.79	-9.54	-95.23	48.84	-13.00	-50.76	Vertical
6	27610.00	-65.04	RMS	39.44	-46.63	-9.54	-95.23	46.92	-13.00	-52.04	Vertical

LTE MIMO2 + 5GNR Main

Part 27Q Mode 1

EN-DC B5+n77 10M + 20M EN-DC B5+n77 10M Ch20525 1RB0 QPSK + 20M Ch633334 1RB1 BPSK

M

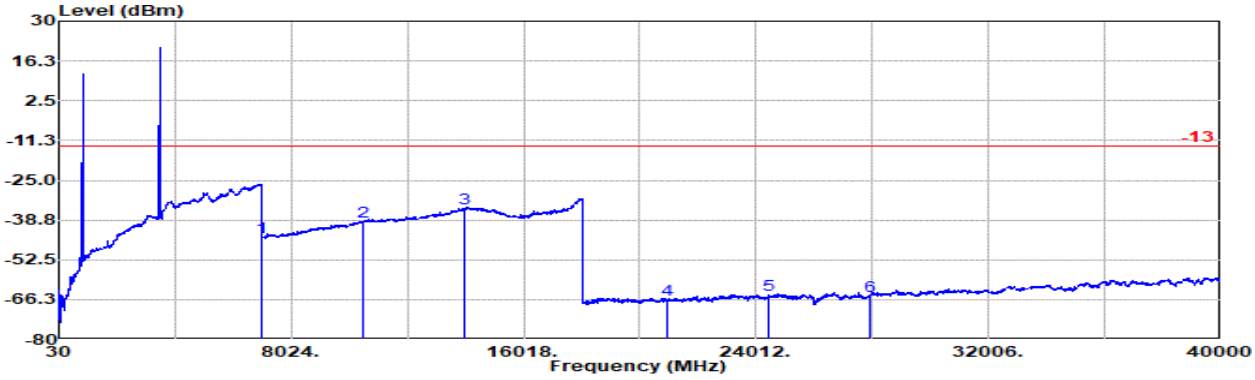

Site : 03CH16-HY
Condition: -13 1m SHF_1223_230710 Horizontal
: LTE Band 5 10M Ch20525 1RB0 QPSK
: SA n77 20M Ch633334 1RB1 BPSK

	Freq	Level	Detector	Ant Factor	Amp\Cbl	Filter	EIRPCF	Reading	Limit	Margin	Pol
	MHz	dBm		dB/m	dB	dB	dB	dBuV	dBm	dB	
1	6982.00	-44.74	RMS	35.90	-17.36	1.32	-95.23	30.63	-13.00	-31.74	Horizontal
2	10473.75	-39.47	RMS	38.70	-13.87	0.45	-95.23	30.48	-13.00	-26.47	Horizontal
3	13965.00	-34.75	RMS	40.97	-12.25	0.42	-95.23	31.34	-13.00	-21.75	Horizontal
4	20947.00	-66.37	RMS	37.88	-48.53	-9.54	-95.23	49.05	-13.00	-53.37	Horizontal
5	24438.00	-64.74	RMS	39.15	-46.51	-9.54	-95.23	47.39	-13.00	-51.74	Horizontal
6	27930.00	-65.04	RMS	39.79	-46.56	-9.54	-95.23	46.50	-13.00	-52.04	Horizontal

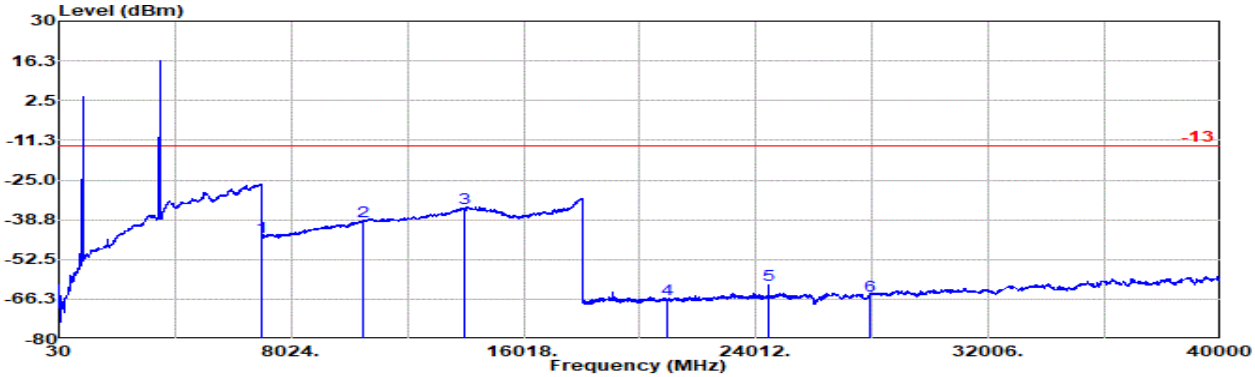

Site : 03CH16-HY
Condition: -13 1m SHF_1223_230710 Vertical
: LTE Band 5 10M Ch20525 1RB0 QPSK
: SA n77 20M Ch633334 1RB1 BPSK

	Freq	Level	Detector	Ant Factor	Amp\Cbl	Filter	EIRPCF	Reading	Limit	Margin	Pol
	MHz	dBm		dB/m	dB	dB	dB	dBuV	dBm	dB	
1	6982.00	-44.73	RMS	35.90	-17.36	1.32	-95.23	30.64	-13.00	-31.73	Vertical
2	10473.75	-39.51	RMS	38.70	-13.87	0.45	-95.23	30.44	-13.00	-26.51	Vertical
3	13965.00	-34.85	RMS	40.97	-12.25	0.42	-95.23	31.24	-13.00	-21.85	Vertical
4	20947.00	-66.49	RMS	37.88	-48.53	-9.54	-95.23	48.93	-13.00	-53.49	Vertical
5	24438.00	-61.26	RMS	39.15	-46.51	-9.54	-95.23	50.87	-13.00	-48.26	Vertical
6	27930.00	-65.15	RMS	39.79	-46.56	-9.54	-95.23	46.39	-13.00	-52.15	Vertical

Remark: The over limit signal before #1 is fundamental signal which can be ignored.

LTE MIMO2 + 5GNR Main

Part 27Q Mode 1

EN-DC B5+n77 10M + 20M EN-DC B5+n77 10M Ch20525 1RB0 QPSK + 20M Ch636000 1RB1 BPSK

H

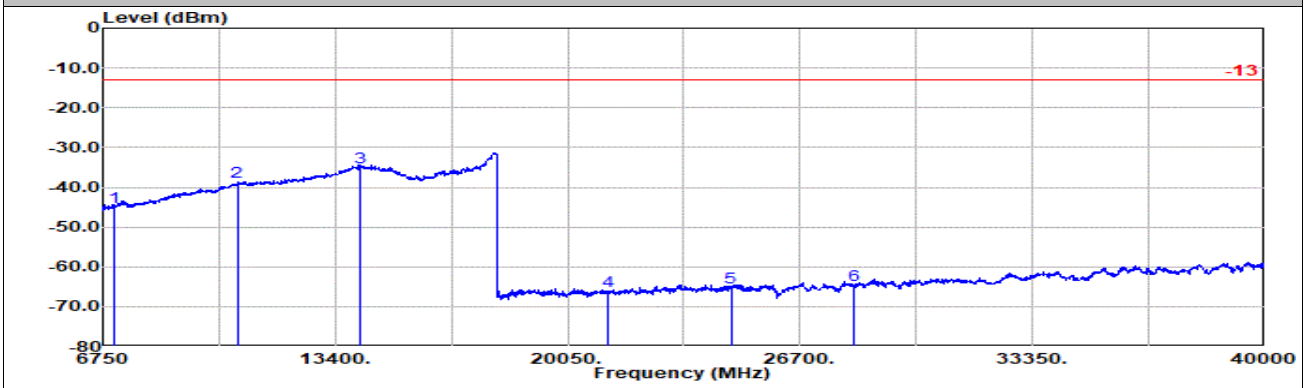

Site : 03CH16-HY
Condition: -13 1m SHF_1223_230710 Horizontal
: LTE Band 5 10M Ch20525 1RB0 QPSK
: SA n77 20M Ch636000 1RB1 BPSK

	Freq	Level	Detector	Ant Factor	Amp\Cb l	Filter	EIRPCF	Readin g	Limit	Margin	Pol
	MHz	dBm		dB/m	dB	dB	dB	dBuV	dBm	dB	
1	7062.00	-45.07	RMS	36.25	-17.34	1.21	-95.23	30.04	-13.00	-32.07	Horizontal
2	10593.00	-38.78	RMS	38.97	-13.87	0.45	-95.23	30.90	-13.00	-25.78	Horizontal
3	14125.00	-34.90	RMS	41.05	-12.20	0.43	-95.23	31.05	-13.00	-21.90	Horizontal
4	21187.00	-66.24	RMS	38.10	-48.51	-9.54	-95.23	48.94	-13.00	-53.24	Horizontal
5	24718.00	-65.15	RMS	39.29	-46.41	-9.54	-95.23	46.74	-13.00	-52.15	Horizontal
6	28250.00	-64.73	RMS	39.80	-46.60	-9.54	-95.23	46.84	-13.00	-51.73	Horizontal

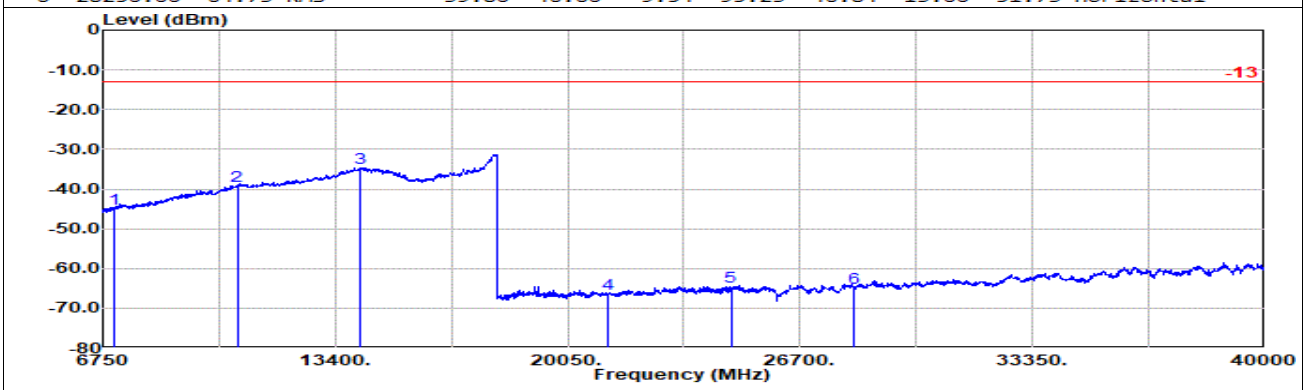

Site : 03CH16-HY
Condition: -13 1m SHF_1223_230710 Vertical
: LTE Band 5 10M Ch20525 1RB0 QPSK
: SA n77 20M Ch636000 1RB1 BPSK

	Freq	Level	Detector	Ant Factor	Amp\Cb l	Filter	EIRPCF	Readin g	Limit	Margin	Pol
	MHz	dBm		dB/m	dB	dB	dB	dBuV	dBm	dB	
1	7062.00	-44.94	RMS	36.25	-17.34	1.21	-95.23	30.17	-13.00	-31.94	Vertical
2	10593.00	-39.32	RMS	38.97	-13.87	0.45	-95.23	30.36	-13.00	-26.32	Vertical
3	14125.00	-34.81	RMS	41.05	-12.20	0.43	-95.23	31.14	-13.00	-21.81	Vertical
4	21187.00	-66.45	RMS	38.10	-48.51	-9.54	-95.23	48.73	-13.00	-53.45	Vertical
5	24718.00	-64.68	RMS	39.29	-46.41	-9.54	-95.23	47.21	-13.00	-51.68	Vertical
6	28250.00	-64.88	RMS	39.80	-46.60	-9.54	-95.23	46.69	-13.00	-51.88	Vertical

MMIO2

Part 27O Mode 1

NR SA n77 20M NR SA n77 20M Ch647334 1RB1 BPSK

L

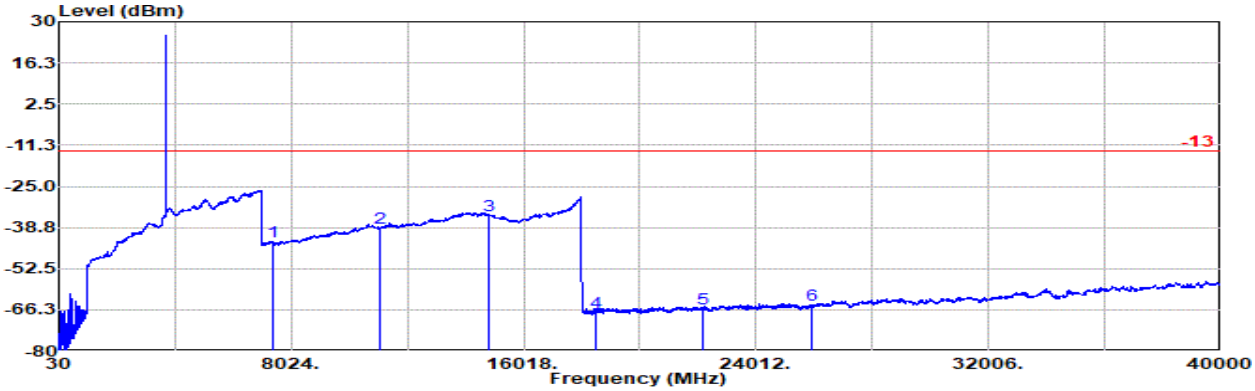


```
Site      : 03CH16-HY
Condition: -13 3m 9120D-1522_230323 Horizontal
          : NR n77 20M Ch647334 1RB1 BPSK
```

	Freq	Level	Detector	Ant Factor	Amp\Cbl	Filter	EIRPCF	Reading	Limit	Margin	Pol
	MHz	dBm		dB/m	dB	dB	dB	dBuV	dBm	dB	
1	7402.00	-43.63	RMS	36.59	-17.11	0.90	-95.23	31.22	-13.00	-30.63	Horizontal
2	11103.00	-38.90	RMS	38.91	-14.04	0.44	-95.23	31.02	-13.00	-25.90	Horizontal
3	14805.00	-34.61	RMS	40.18	-11.90	0.50	-95.23	31.84	-13.00	-21.61	Horizontal
4	18505.00	-67.04	RMS	38.10	-49.68	-9.54	-95.23	49.31	-13.00	-54.04	Horizontal
5	22206.00	-65.90	RMS	38.34	-48.35	-9.54	-95.23	48.88	-13.00	-52.90	Horizontal
6	25907.00	-64.80	RMS	39.06	-46.40	-9.54	-95.23	47.31	-13.00	-51.80	Horizontal

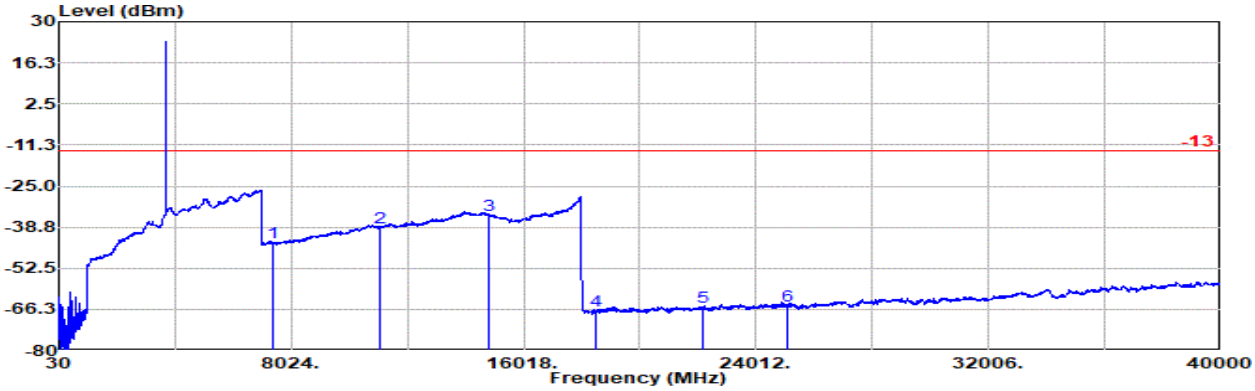


```
Site      : 03CH16-HY
Condition: -13 3m 9120D-1522_230323 Vertical
          : NR n77 20M Ch647334 1RB1 BPSK
```

	Freq	Level	Detector	Ant Factor	Amp\Cbl	Filter	EIRPCF	Reading	Limit	Margin	Pol
	MHz	dBm		dB/m	dB	dB	dB	dBuV	dBm	dB	
1	7402.00	-43.78	RMS	36.59	-17.11	0.90	-95.23	31.07	-13.00	-30.78	Vertical
2	11103.00	-38.77	RMS	38.91	-14.04	0.44	-95.23	31.15	-13.00	-25.77	Vertical
3	14805.00	-34.71	RMS	40.18	-11.90	0.50	-95.23	31.74	-13.00	-21.71	Vertical
4	18505.00	-66.84	RMS	38.10	-49.68	-9.54	-95.23	49.51	-13.00	-53.84	Vertical
5	22206.00	-65.56	RMS	38.34	-48.35	-9.54	-95.23	49.22	-13.00	-52.56	Vertical
6	25097.00	-65.13	RMS	39.38	-46.32	-9.54	-95.23	46.58	-13.00	-52.13	Vertical

Remark: The over limit signal before #1 is fundamental signal which can be ignored.

MIMO2

Part 27O Mode 1

NR SA n77 20M NR SA n77 20M Ch656000 1RB1 BPSK

M

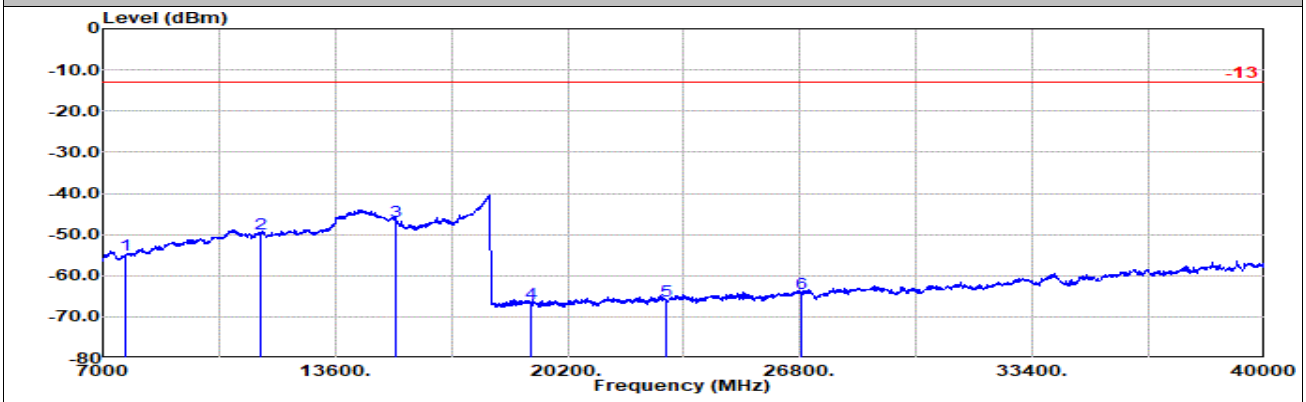

Site : 03CH16-HY
Condition: -13 3m 9120D-1522_230323 Horizontal
: NR n77 20M Ch656000 1RB1 BPSK

	Freq	Level	Detector	Ant Factor	Amp\Cb l	Filter	EIRPCF	Readin g	Limit	Margin	Pol
	MHz	dBm		dB/m	dB	dB	dB	dBuV	dBm	dB	
1	7662.00	-54.84	RMS	36.35	-16.97	0.95	-95.23	20.06	-13.00	-41.84	Horizontal
2	11493.00	-49.79	RMS	39.00	-13.83	0.44	-95.23	19.83	-13.00	-36.79	Horizontal
3	15325.00	-46.87	RMS	38.35	-11.58	0.56	-95.23	21.03	-13.00	-33.87	Horizontal
4	19155.00	-66.87	RMS	38.15	-49.18	-9.54	-95.23	48.93	-13.00	-53.87	Horizontal
5	22986.00	-66.21	RMS	38.72	-47.90	-9.54	-95.23	47.74	-13.00	-53.21	Horizontal
6	26817.00	-64.20	RMS	39.55	-46.35	-9.54	-95.23	47.37	-13.00	-51.20	Horizontal

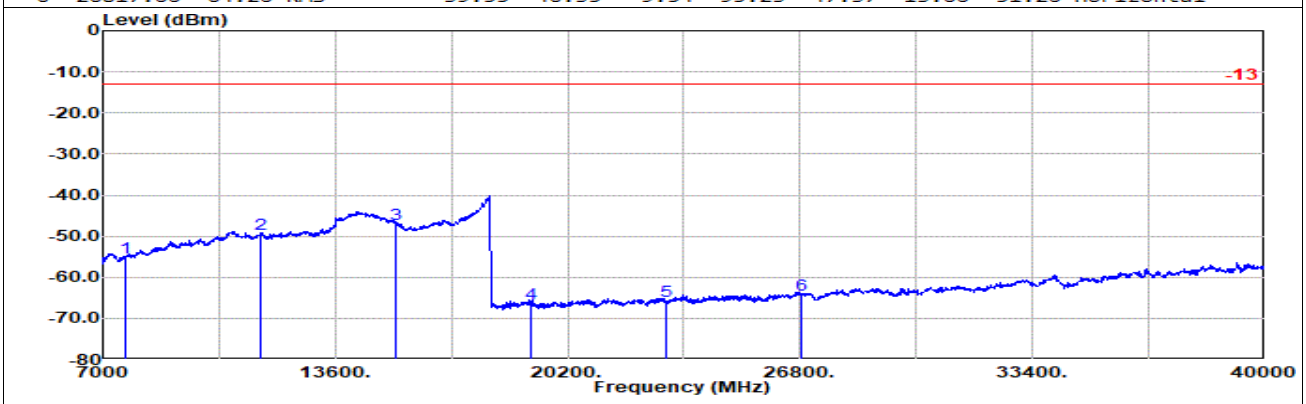

Site : 03CH16-HY
Condition: -13 3m 9120D-1522_230323 Vertical
: NR n77 20M Ch656000 1RB1 BPSK

	Freq	Level	Detector	Ant Factor	Amp\Cb l	Filter	EIRPCF	Readin g	Limit	Margin	Pol
	MHz	dBm		dB/m	dB	dB	dB	dBuV	dBm	dB	
1	7662.00	-55.23	RMS	36.35	-16.97	0.95	-95.23	19.67	-13.00	-42.23	Vertical
2	11493.00	-49.54	RMS	39.00	-13.83	0.44	-95.23	20.08	-13.00	-36.54	Vertical
3	15325.00	-47.16	RMS	38.35	-11.58	0.56	-95.23	20.74	-13.00	-34.16	Vertical
4	19155.00	-66.55	RMS	38.15	-49.18	-9.54	-95.23	49.25	-13.00	-53.55	Vertical
5	22986.00	-65.95	RMS	38.72	-47.90	-9.54	-95.23	48.00	-13.00	-52.95	Vertical
6	26817.00	-64.26	RMS	39.55	-46.35	-9.54	-95.23	47.31	-13.00	-51.26	Vertical

MIMO2

Part 27O Mode 1

NR SA n77 20M NR SA n77 20M Ch664666 1RB1 BPSK

H

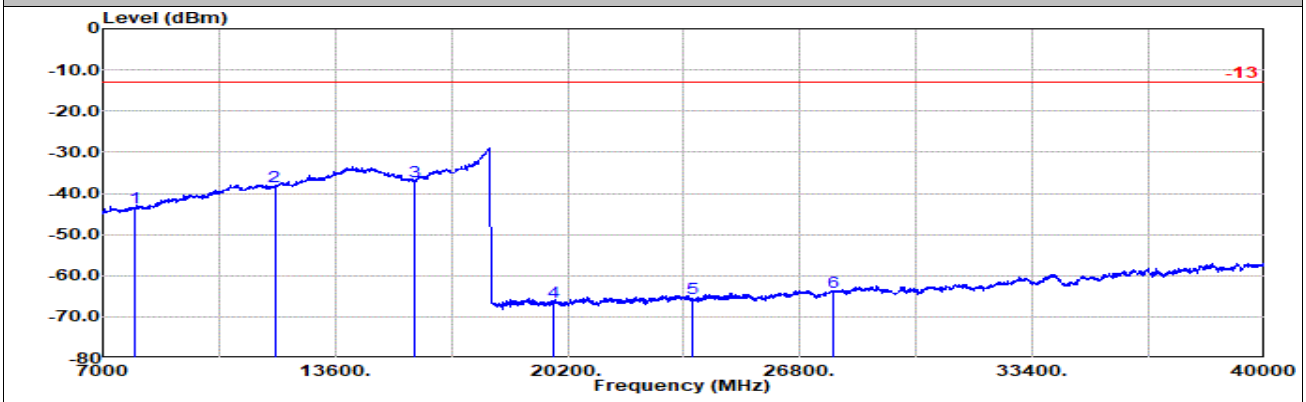

Site : 03CH16-HY
Condition: -13 3m 9120D-1522_230323 Horizontal
: NR n77 20M Ch664666 1RB1 BPSK

	Freq	Level	Detector	Ant Factor	Amp\Cbl	Filter	EIRPCF	Reading	Limit	Margin	Pol
	MHz	dBm		dB/m	dB	dB	dB	dBuV	dBm	dB	
1	7920.00	-43.35	RMS	37.00	-17.03	0.75	-95.23	31.16	-13.00	-30.35	Horizontal
2	11880.00	-38.37	RMS	38.66	-13.61	0.44	-95.23	31.37	-13.00	-25.37	Horizontal
3	15841.00	-37.12	RMS	37.02	-11.54	0.61	-95.23	32.02	-13.00	-24.12	Horizontal
4	19800.00	-66.56	RMS	37.88	-48.85	-9.54	-95.23	49.18	-13.00	-53.56	Horizontal
5	23760.00	-65.58	RMS	38.71	-47.12	-9.54	-95.23	47.60	-13.00	-52.58	Horizontal
6	27720.00	-63.95	RMS	39.49	-46.60	-9.54	-95.23	47.93	-13.00	-50.95	Horizontal

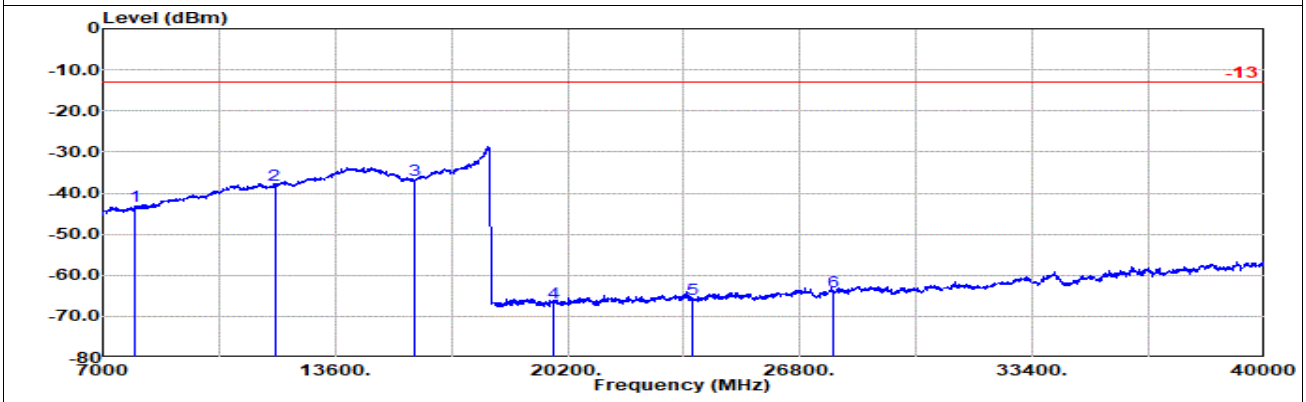

Site : 03CH16-HY
Condition: -13 3m 9120D-1522_230323 Vertical
: NR n77 20M Ch664666 1RB1 BPSK

	Freq	Level	Detector	Ant Factor	Amp\Cbl	Filter	EIRPCF	Reading	Limit	Margin	Pol
	MHz	dBm		dB/m	dB	dB	dB	dBuV	dBm	dB	
1	7920.00	-43.30	RMS	37.00	-17.03	0.75	-95.23	31.21	-13.00	-30.30	Vertical
2	11880.00	-38.07	RMS	38.66	-13.61	0.44	-95.23	31.67	-13.00	-25.07	Vertical
3	15841.00	-36.72	RMS	37.02	-11.54	0.61	-95.23	32.42	-13.00	-23.72	Vertical
4	19800.00	-66.83	RMS	37.88	-48.85	-9.54	-95.23	48.91	-13.00	-53.83	Vertical
5	23760.00	-65.88	RMS	38.71	-47.12	-9.54	-95.23	47.30	-13.00	-52.88	Vertical
6	27720.00	-63.99	RMS	39.49	-46.60	-9.54	-95.23	47.89	-13.00	-50.99	Vertical