TEST REPORT

Application No.:	KSCR2312002305AT
FCC ID:	XMR2023SG560DWF
Applicant:	Quectel Wireless Solutions Co., Ltd.
Address of Applicant:	Building 5, Shanghai Business Park Phase III (Area B), No.1016 Tianlin Road, Minhang District, Shanghai, China 200233
Manufacturer:	Quectel Wireless Solutions Co., Ltd.
Address of Manufacturer:	Building 5, Shanghai Business Park Phase III (Area B), No.1016 Tianlin Road, Minhang District, Shanghai, China 200233
Equipment Under Test (EUT):	
EUT Name:	Smart Module
Model No.:	SG560D-WF
Trade Mark:	Quectel
Standard(s) :	FCC 47 CFR Part 15, Subpart E
Date of Receipt:	2023-12-19
Date of Test:	2023-12-26 to 2024-01-02
Date of Issue:	2024-01-02
Test Result:	**Pass***

* In the configuration tested, the EUT complied with the standards specified above.

This document is issued by the Company subject to its General Conditions of Service printed overleaf, available on request or accessible at http://www.sgs.com/en/Terms-and-Conditions.aspx and, for electronic format documents, subject to Terms and Conditions for Electronic Documents at http://www.sgs.com/en/Terms-and-Conditions/Terms-e-Document.aspx. Attention is drawn to the limitation of liability, indemnification and jurisdiction issues defined therein.
Any holder of this document is advised that information contained hereon reflects the Company's findings at the time of its intervention only and within the limits of Client's instructions, if any. The Company's sole responsibility is to its Client and this document does not exonerate parties to a transaction from exercising all their rights and obligations under the transaction documents. This document cannot be reproduced except in full, without prior written approval of the Company. Any unauthorized alteration, forgery or falsification of the content or appearance of this document is unlawful and offenders may be prosecuted to the fullest extent of the law.
Unless otherwise stated the results shown in this test report refer only to the sample(s) tested and such sample(s) are retained for 30 days only.

Member of the SGS Group (SGS SA)

Revision Record			
Version	**Description**	***Date***	***Remark***
00	Add crystal oscillator	2024-01-02	Based on SEWA2303000041RG05

Authorized for issue by:				
Tested By		Damon zhou **Damon_Zhou/Project Engineer**		
Approved By		Terry Hou **Terry Hou /Reviewer**		

2 Test Summary

Item	FCC Requirement	FCC Method	Result
26dB Emission bandwidth	47 CRF Part 15 Section 15.407(a), KDB 789033 D02	ANSI C63.10-2020 Section 12.5.2	Pass
99% Bandwidth	KDB 789033 D02	ANSI C63.10-2020 Section 12.5.3	Pass
Radiated Emissions (Below 1GHz)	47 CRF Part 15 Section 15.205 and 15.209	ANSI C63.10-2020 Section 6.4/6.5/6.6	Pass
Radiated Emissions (Above 1GHz)	47 CRF Part 15 Section 15.205 and 15.209	ANSI C63.10-2020 Section 6.4/6.5/6.6	Pass

Note1: The customer claimed that the clocking scheme of the module's WiFi unit had been updated, and the old clock scheme continues to provide the clock signal for the entire system except WiFi. After the update, the module is the same everywhere except for the difference in the clock scheme of WiFi. The new XO solution has no RF impact. Therefore, this report verifies the 26dB Emission bandwidth, 99% Occupied Bandwidth, Radiated Emissions (Below 1GHz) and Radiated Emissions (Above 1GHz), other data can be referred to in the original report(Report No. : SEWA2303000041RG05) released by SGS on 2023/05/24.

3 Contents

Page

1 COVER PAGE 1

2 Test Summary 3

3 Contents 4

4 General Information 5

4.1 Details of E.U.T. 5
4.2 Description of Support Units 5
4.3 Measurement Uncertainty 6
4.4 Test Location 7
4.5 Test Facility 7
4.6 Deviation from Standards 7
4.7 Abnormalities from Standard Conditions 7

5 Equipment List 8

6 Radio Spectrum Matter Test Results 9

6.1 26dB Emission bandwidth 9
6.2 99% Bandwidth 11
6.3 Radiated Emissions (Below 1GHz) 13
6.4 Radiated Emissions (Above 1GHz) 17

7 Test Setup Photo 122

8 EUT Constructional Details (EUT Photos) 122

9 Appendix 123

4 General Information

4.1 Details of E.U.T.

Power supply:	Supply voltage: 3.55-4.4V Typical supply voltage: 4.0 V
Operation Frequency:	UNII-5: IEEE 802.11 a/ax(HE20/40/80/160): 5925 MHz ~ 6425 MHz UNII-6: IEEE 802.11 a/ax(HE20/40/80/160): 6425 MHz ~ 6525 MHz UNII-7: IEEE 802.11 a/ax(HE20/40/80/160): 6525 MHz ~ 6875 MHz UNII-8: IEEE 802.11 a/ax(HE20/40/80/160): 6875 MHz ~ 7125 MHz
Modulation Type:	OFDM/OFDMA
Channel Spacing:	802.11a/ax20: 20MHz; 802.11ax40: 40MHz; 802.11ax80: 80MHz; 802.11ax160: 160MHz
FCC Classification:	6GHz Low Power Indoor Access Point (6ID)
Antenna Type:	External Antenna
Antenna Gain:	UNII-5: 3.76dBi (Ant0); 3.76dBi (Ant1) UNII-6: 3.62dBi (Ant0); 3.62dBi (Ant1) UNII-7: 3.62dBi (Ant0); 3.62dBi (Ant1) UNII-8: 2.20dBi (Ant0); 2.20dBi (Ant1)
Serial Number:	P1Y23141B000037
Software Version:	SG560DWFPAR02A04

4.2 Description of Support Units

Description	Manufacturer	Model No.
SMART-5G-EVB-KIT	Quectel	Q1-C0129
Adapter	DongGuan City GangQi Electronic Co.,Ltd	CQ36-120300-AX
Remark: all above the information of table are provided by client.		

4.3 Measurement Uncertainty

No.	Item	Measurement Uncertainty
1	Radio Frequency	8.4×10^{-8}
2	Timeout	2s
3	Duty Cycle	0.37%
4	Occupied Bandwidth	3%
5	RF Conducted Power	0.6dB
6	RF Power Density	2.9dB
7	Conducted Spurious Emissions	0.75dB
8	RF Radiated Power	5.2dB (Below 1GHz)
		5.9dB (Above 1GHz)
9	Radiated Spurious Emission Test	4.2dB (Below 30MHz)
		4.5dB (30MHz-1GHz)
		5.1dB (1GHz-18GHz)
		5.4dB (Above 18GHz)
10	Temperature Test	1°C
11	Humidity Test	3%
12	Supply Voltages	1.5%
13	Time	3%
Note: The measurement uncertainty represents an expanded uncertainty expressed at approximately the 95% confidence level using a coverage factor of k=2.		

4.4 Test Location

All tests were performed at:

Compliance Certification Services (Kunshan) Inc.

No.10 Weiye Rd, Innovation park, Eco&Tec, Development Zone, Kunshan City, Jiangsu, China.

Tel: +86 512 5735 5888 Fax: +86 512 5737 0818

No tests were sub-contracted.

Note:

1. SGS is not responsible for wrong test results due to incorrect information (e.g., max. internal working frequency, antenna gain, cable loss, etc) is provided by the applicant. (If applicable).
2. SGS is not responsible for the authenticity, integrity and the validity of the conclusion based on results of the data provided by applicant. (If applicable).
3. Sample source: sent by customer.

4.5 Test Facility

The test facility is recognized, certified, or accredited by the following organizations:

• A2LA

Compliance Certification Services (Kunshan) Inc. is accredited by the American Association for Laboratory Accreditation (A2LA). Certificate No. 2541.01.

• FCC

Compliance Certification Services (Kunshan) Inc. has been recognized as an accredited testing laboratory. Designation Number: CN1172.

• ISED

Compliance Certification Services (Kunshan) Inc. has been recognized by Innovation, Science and Economic Development Canada (ISED) as an accredited testing laboratory. Company Number: 2324E

• VCCI

The 3m and 10m Semi-anechoic chamber and Shielded Room of Compliance Certification Services (Kunshan) Inc. has been registered in accordance with the Regulations for Voluntary Control Measures with Registration No.: R-20134, R-11600, C-11707, T-11499, G-10216 respectively.

4.6 Deviation from Standards

None

4.7 Abnormalities from Standard Conditions

None

5 Equipment List

Item	Equipment	Manufacturer	Model	Inventory No	Cal Date	Cal. Due Date
RF Conducted Test						
1	Spectrum Analyzer	Keysight	N9020A	KUS1911E004-2	08/24/2023	08/23/2024
2	Spectrum Analyzer	Keysight	N9020A	KUS2001M001-2	08/24/2023	08/23/2024
3	Spectrum Analyzer	Keysight	N9030B	KSEM021-1	02/03/2023	02/02/2024
4	Signal Generator	R&S	SMBV100B	KSEM032	03/16/2023	03/15/2024
5	Signal Generator	R&S	SMW200A	KSEM020-1	08/24/2023	08/23/2024
6	Signal Generator	Agilent	N5182A	KUS2001M001-1	08/24/2023	08/23/2024
7	Radio Communication Test Station	Anritsu	MT8000A	KSEM001-1	08/24/2023	08/23/2024
8	Radio Communication Analyzer	Anritsu	MT8821C	KSEM002-1	03/16/2023	03/15/2024
9	Universal Radio Communication Tester	R&S	CMW500	KUS1911E004-1	08/24/2023	08/23/2024
10	Switcher	CCSRF	FY562	KUS2001M001-3	08/24/2023	08/23/2024
11	AC Power Source	EXTECH	6605	KS301178	N.C.R	N.C.R
12	DC Power Supply	Aglient	E3632A	KS301180	N.C.R	N.C.R
13	Conducted Test Cable	Thermax	RF01-RF04	CZ301111-CZ301120	02/03/2023	02/02/2024
14	Temp. / Humidity Chamber	TERCHY	MHK-120AK	KS301190	08/24/2023	08/23/2024
15	Temperature & Humidity Recorder	Renke Control	RS-WS-N01-6J	KSEM024-5	03/22/2023	03/21/2024
16	Software	BST	TST-PASS	/	N/A	N/A
RF Radiated Test						
1	Spectrum Analyzer	R&S	FSV40	KUS1806E003	08/24/2023	08/23/2024
2	Universal Radio Communication Tester	R&S	CMW500	KSEM009-1	03/16/2023	03/15/2024
3	Signal Generator	Agilent	E8257C	KS301066	08/24/2023	08/23/2024
4	Loop Antenna	COM-POWER	AL-130R	KUS1806E001	03/18/2023	03/17/2025
5	Bilog Antenna	TESEQ	CBL 6112D	KUS1806E005	06/29/2023	06/28/2025
6	Bilog Antenna	SCHWARZBECK	VULB9160	CZ301016	04/13/2021	04/12/2024
7	Horn-antenna(1-18GHz)	Schwarzbeck	BBHA9120D	KS301079	08/24/2023	08/23/2024
8	Horn-antenna(1-18GHz)	ETS-LINDGREN	3117	KS301186	02/21/2023	02/20/2024
9	Horn Antenna(18-40GHz)	Schwarzbeck	BBHA9170	CZ301058	02/26/2023	02/25/2024
10	Amplifier(30MHz~18GHz)	PANSHAN TECHNOLOGY	LNA:1~18G	KSEM010-1	01/17/2023	01/16/2024
11	Amplifier(18~40GHz)	COM-POWER	PAM-840A	KUS1710E001	01/21/2023	01/20/2024
12	RE Test Cable	REBES MICROWAVE	/	CZ301097	08/24/2023	08/23/2024
13	Temperature & Humidity Recorder	Renke Control	RS-WS-N01-6J	KSEM024-4	03/22/2023	03/21/2024
14	Software	Faratronic	EZ_EMC-v 3A1	/	N/A	N/A

6 Radio Spectrum Matter Test Results

6.1 26dB Emission bandwidth

Test Requirement 47 CRF Part 15 Section 15.407(a), KDB 789033 D02
Test Method: ANSI C63.10-2020 Section 12.5.2

6.1.1 E.U.T. Operation

Operating Environment:
Temperature: 23.1 °C Humidity: 50.2 % RH Atmospheric Pressure: 1010 mbar

6.1.2 Test Mode Description

Pre-scan / Final test	Mode Code	Description
Final test	01	TX mode (U-NII-5) _Keep the EUT in continuously transmitting mode with all modulation types. All data rates for each modulation type have been tested and found the data rate @ 6Mbps is the worst case of IEEE 802.11a; data rate @ MCS0 is the worst case of IEEE 802.11ax 20/40/80/160, Only the data of worst case is recorded in the report.
Final test	02	TX mode (U-NII-6) _Keep the EUT in continuously transmitting mode with all modulation types. All data rates for each modulation type have been tested and found the data rate @ 6Mbps is the worst case of IEEE 802.11a; data rate @ MCS0 is the worst case of IEEE 802.11ax 20/40/80/160, Only the data of worst case is recorded in the report.
Final test	03	TX mode (U-NII-7) _Keep the EUT in continuously transmitting mode with all modulation types. All data rates for each modulation type have been tested and found the data rate @ 6Mbps is the worst case of IEEE 802.11a; data rate @ MCS0 is the worst case of IEEE 802.11ax 20/40/80/160, Only the data of worst case is recorded in the report.
Final test	04	TX mode (U-NII-8) _Keep the EUT in continuously transmitting mode with all modulation types. All data rates for each modulation type have been tested and found the data rate @ 6Mbps is the worst case of IEEE 802.11a; data rate @ MCS0 is the worst case of IEEE 802.11ax 20/40/80/160, Only the data of worst case is recorded in the report.

6.1.3 Test Setup Diagram

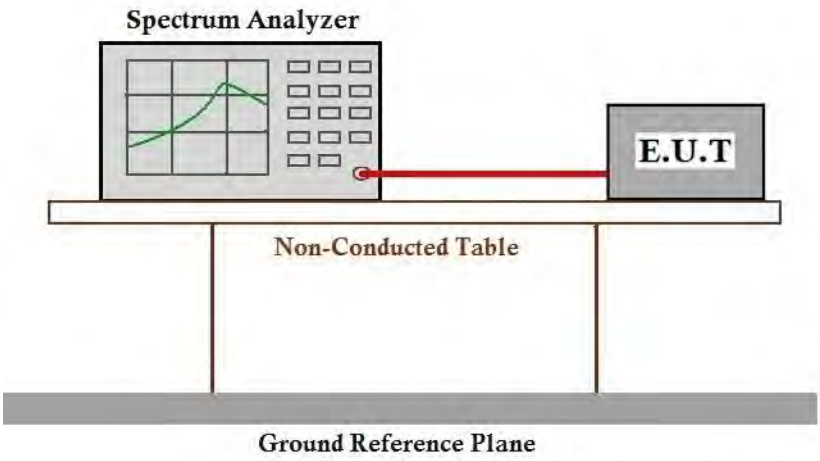

6.1.4 Measurement Procedure and Data

Please Refer to Appendix for Details

6.2 99% Bandwidth

Test Requirement KDB 789033 D02 D
Test Method: ANSI C63.10-2020 Section 12.5.3

6.2.1 E.U.T. Operation

Operating Environment:
Temperature: 23.4 °C Humidity: 50.4 % RH Atmospheric Pressure: 1010 mbar

6.2.2 Test Mode Description

Pre-scan / Final test	Mode Code	Description
Final test	01	TX mode (U-NII-5) _Keep the EUT in continuously transmitting mode with all modulation types. All data rates for each modulation type have been tested and found the data rate @ 6Mbps is the worst case of IEEE 802.11a; data rate @ MCS0 is the worst case of IEEE 802.11ax 20/40/80/160, Only the data of worst case is recorded in the report.
Final test	02	TX mode (U-NII-6) _Keep the EUT in continuously transmitting mode with all modulation types. All data rates for each modulation type have been tested and found the data rate @ 6Mbps is the worst case of IEEE 802.11a; data rate @ MCS0 is the worst case of IEEE 802.11ax 20/40/80/160, Only the data of worst case is recorded in the report.
Final test	03	TX mode (U-NII-7) _Keep the EUT in continuously transmitting mode with all modulation types. All data rates for each modulation type have been tested and found the data rate @ 6Mbps is the worst case of IEEE 802.11a; data rate @ MCS0 is the worst case of IEEE 802.11ax 20/40/80/160, Only the data of worst case is recorded in the report.
Final test	04	TX mode (U-NII-8) _Keep the EUT in continuously transmitting mode with all modulation types. All data rates for each modulation type have been tested and found the data rate @ 6Mbps is the worst case of IEEE 802.11a; data rate @ MCS0 is the worst case of IEEE 802.11ax 20/40/80/160, Only the data of worst case is recorded in the report.

6.2.3 Test Setup Diagram

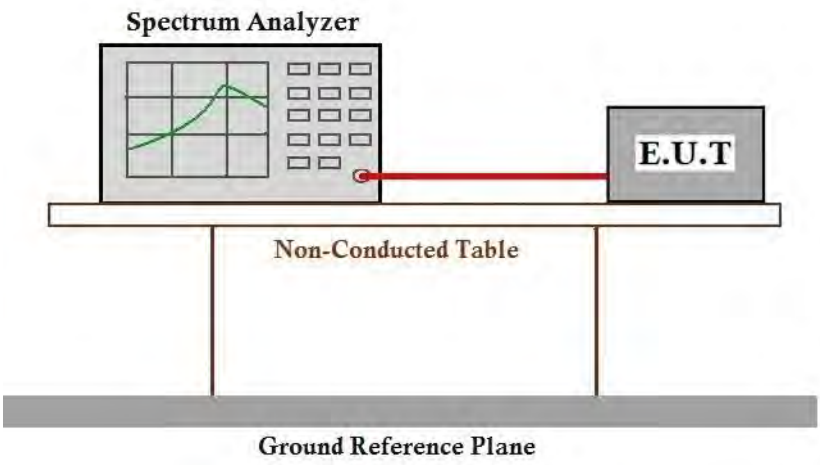

6.2.4 Measurement Procedure and Data

Please Refer to Appendix for Details

6.3 Radiated Emissions (Below 1GHz)

Test Requirement 47 CRF Part 15 Section 15.205 and 15.209
Test Method: ANSI C63.10-2020 Section 6.4/6.5/6.6

Limit:

Frequency(MHz)	Field strength(microvolts/meter)	Measurement distance(meters)
0.009-0.490	2400/F(kHz)	300
0.490-1.705	24000/F(kHz)	30
1.705-30.0	30	30
30-88	100	3
88-216	150	3
216-960	200	3
960-1000	500	3

6.3.1 E.U.T. Operation

Operating Environment:
Temperature: 22.0 °C Humidity: 50.2 % RH Atmospheric Pressure: 1010 mbar

6.3.2 Test Mode Description

Pre-scan / Final test	Mode Code	Description
Final test	04	TX mode _Keep the EUT in continuously transmitting mode with all modulation types. All data rates for each modulation type have been tested and found the data rate @ 6Mbps is the worst case of IEEE 802.11a; data rate @ MCS0 is the worst case of IEEE 802.11ax 20/40/80/160, Only the data of worst case is recorded in the report.

6.3.3 Test Setup Diagram

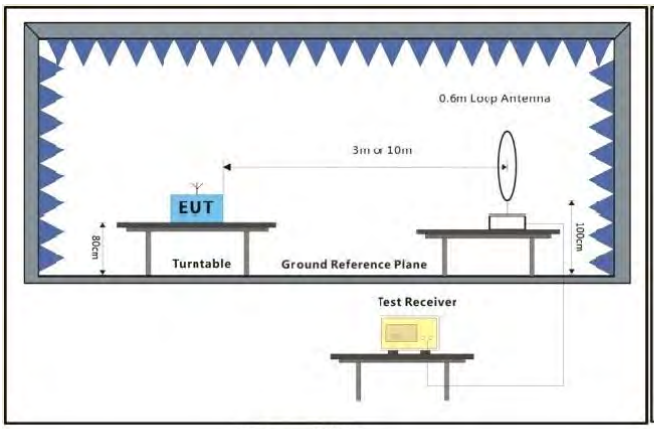

Below 30MHz

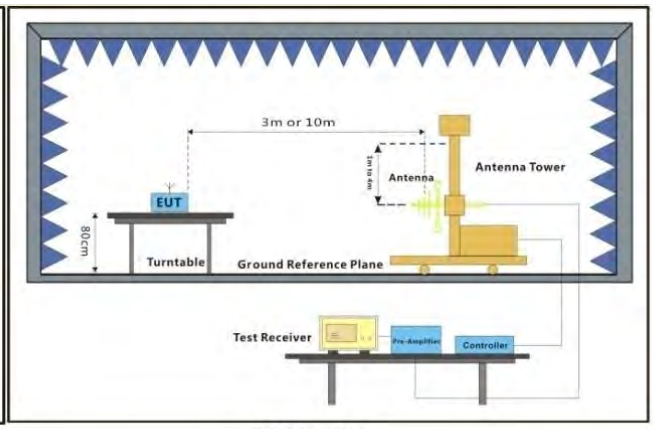

30MHz-1GHz

6.3.4 Measurement Procedure and Data

a. For below 1GHz, the EUT was placed on the top of a rotating table 0.8 meters above the ground at a 3 meter semi-anechoic chamber. The table was rotated 360 degrees to determine the position of the highest radiation.

b. The EUT was set 3 or 10 meters away from the interference-receiving antenna, which was mounted on the top of a variable-height antenna tower.

c. The antenna height is varied from one meter to four meters above the ground to determine the maximum value of the field strength. Both horizontal and vertical polarizations of the antenna are set to make the measurement.

d. For each suspected emission, the EUT was arranged to its worst case and then the antenna was tuned to heights from 1 meter to 4 meters (for the test frequency of below 30MHz, the antenna was tuned to heights 1 meter) and the rotatable table was turned from 0 degrees to 360 degrees to find the maximum reading.

e. The test-receiver system was set to Peak Detect Function and Specified Bandwidth with Maximum Hold Mode.

f. If the emission level of the EUT in peak mode was 10dB lower than the limit specified, then testing could be stopped and the peak values of the EUT would be reported. Otherwise the emissions that did not have 10dB margin would be re-tested one by one using quasi-peak method as specified and then reported in a data sheet.

g. Test the EUT in the lowest channel, the middle channel, the Highest channel.

h. The radiation measurements are performed in X, Y, Z axis positioning for Transmitting mode, and found the X axis positioning which it is the worst case.

i. Repeat above procedures until all frequencies measured was complete.

Remark:

1. Level= Read Level+ Cable Loss+ Antenna Factor- Preamp Factor

2. For emission below 1GHz, through the pre-scan found the worst case is the lowest channel of 802.11a. Only the worst case is recorded in the report.

3. Scan from 9kHz to 30MHz, the disturbance below 30MHz was very low. The points marked on above plots are the highest emissions could be found when testing, so only above points had been displayed. The amplitude of spurious emissions from the radiator which are attenuated more than 20dB below the limit need not be reported.

4. The disturbance below 1GHz was very low and the harmonics were the highest point could be found when testing, so only the above harmonics had been displayed.

Test Mode: 04; Polarity: Horizontal

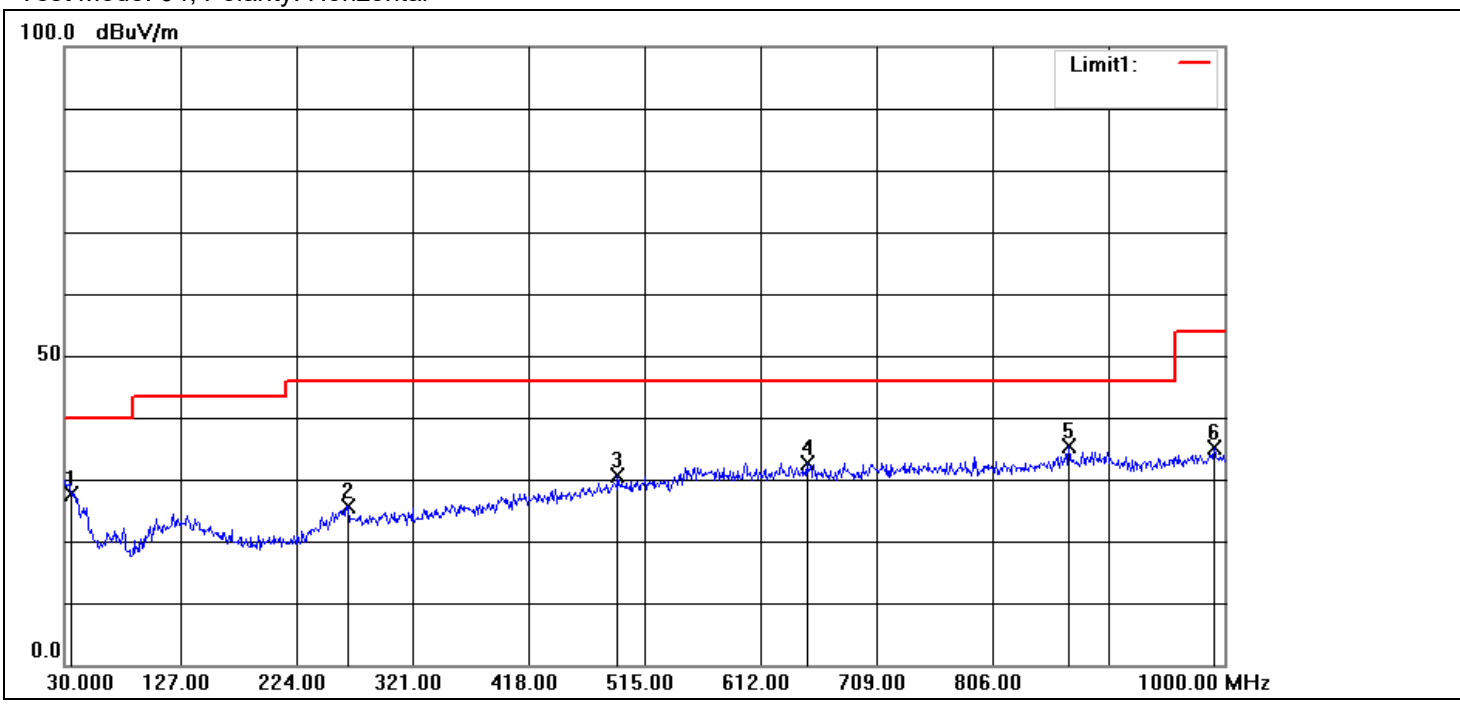

No.	Frequency	Reading	Correct	Result	Limit	Margin	Remark
	(MHz)	(dBuV)	Factor(dB/m)	(dBuV/m)	(dBuV/m)	(dB)	
1	35.8200	3.52	24.21	27.73	40.00	-12.27	peak
2	267.6500	4.98	20.66	25.64	46.00	-20.36	peak
3	492.6900	4.94	25.64	30.58	46.00	-15.42	peak
4	650.8000	4.89	27.68	32.57	46.00	-13.43	peak
5	870.0200	33.17	2.28	35.45	46.00	-10.55	peak
6	991.2700	32.69	2.55	35.24	54.00	-18.76	peak

Test Mode: 04; Polarity: Vertical

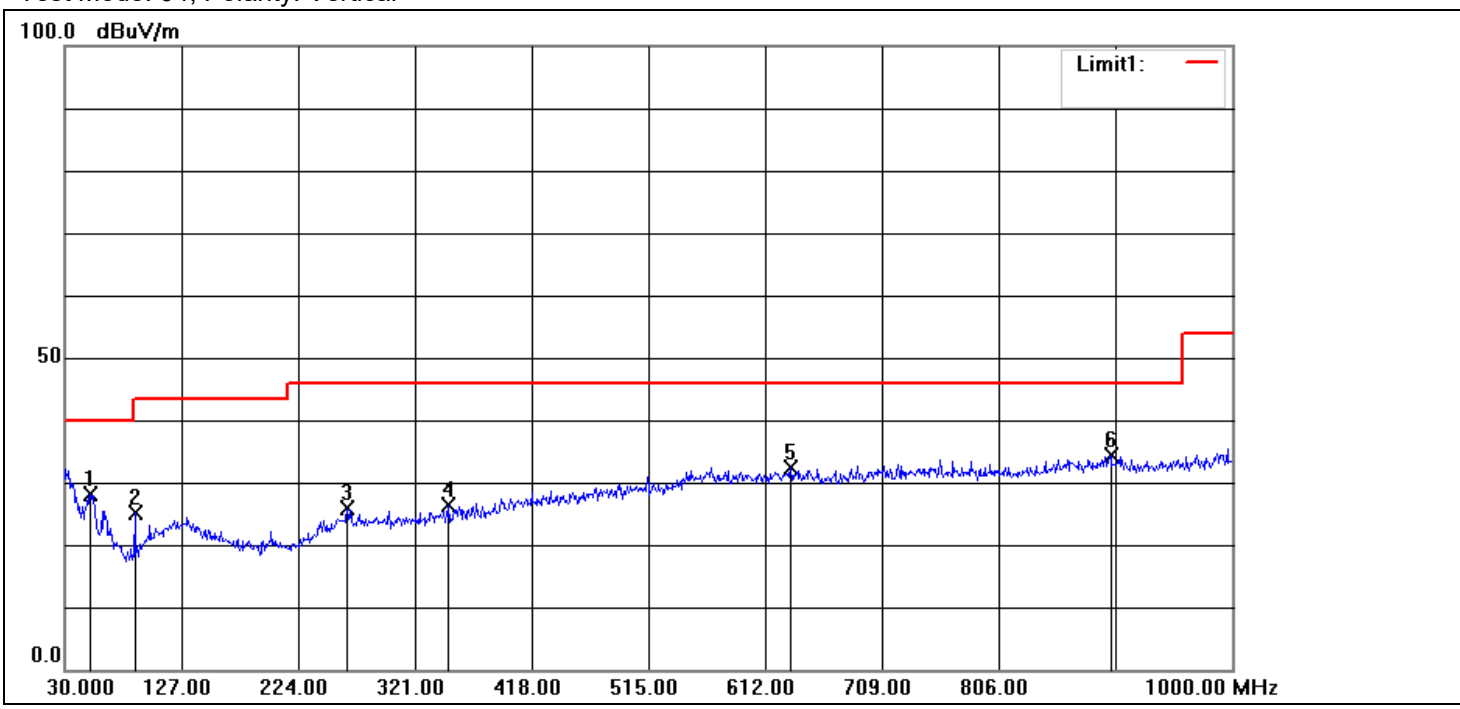

No.	Frequency	Reading	Correct	Result	Limit	Margin	Remark
	(MHz)	(dBuV)	Factor(dB/m)	(dBuV/m)	(dBuV/m)	(dB)	
1	51.3400	10.82	17.28	28.10	40.00	-11.90	peak
2	88.2000	10.54	14.54	25.08	43.50	-18.42	peak
3	264.7400	4.88	20.94	25.82	46.00	-20.18	peak
4	349.1300	4.53	21.74	26.27	46.00	-19.73	peak
5	633.3400	4.66	27.73	32.39	46.00	-13.61	peak
6	899.1200	31.91	2.49	34.40	46.00	-11.60	peak

6.4 Radiated Emissions (Above 1GHz)

Test Requirement 47 CRF Part 15 Section 15.205 and 15.209
Test Method: ANSI C63.10-2020 Section 6.4/6.5/6.6

Limit:

Frequency(MHz)	Field strength(microvolts/meter)	Measurement distance(meters)
Above 1GHz	500	3

*(1) For transmitters operating in the 5.15-5.25 GHz band: All emissions outside of the 5.15-5.35 GHz band shall not exceed an e.i.r.p. of −27 dBm/MHz.

(2) For transmitters operating in the 5.25-5.35 GHz band: All emissions outside of the 5.15-5.35 GHz band shall not exceed an e.i.r.p. of −27 dBm/MHz.

(3) For transmitters operating in the 5.47-5.725 GHz band: All emissions outside of the 5.47-5.725 GHz band shall not exceed an e.i.r.p. of −27 dBm/MHz.

(4) For transmitters operating in the 5.725-5.85 GHz band:

(i) All emissions shall be limited to a level of −27 dBm/MHz at 75 MHz or more above or below the band edge increasing linearly to 10 dBm/MHz at 25 MHz above or below the band edge, and from 25 MHz above or below the band edge increasing linearly to a level of 15.6 dBm/MHz at 5 MHz above or below the band edge, and from 5 MHz above or below the band edge increasing linearly to a level of 27 dBm/MHz at the band edge.

Remark: The emission limits shown in the above table are based on measurements employing a CISPR quasi-peak detector except for the frequency bands 9-90kHz, 110-490kHz and above 1000 MHz. Radiated emission limits in these three bands are based on measurements employing an average detector, the peak field strength of any emission shall not exceed the maximum permitted average limits specified above by more than 20 dB under any condition of modulation.

6.4.1 E.U.T. Operation

Operating Environment:

Temperature: 21.9 °C Humidity: 50.5 % RH Atmospheric Pressure: 1010 mbar

6.4.2 Test Mode Description

Pre-scan / Final test	Mode Code	Description
Final test	01	TX mode (U-NII-5) _Keep the EUT in continuously transmitting mode with all modulation types. All data rates for each modulation type have been tested and found the data rate @ 6Mbps is the worst case of IEEE 802.11a; data rate @ MCS0 is the worst case of IEEE 802.11ax 20/40/80/160, Only the data of worst case is recorded in the report.
Final test	02	TX mode (U-NII-6) _Keep the EUT in continuously transmitting mode with all modulation types. All data rates for each modulation type have been tested and found the data rate @ 6Mbps is the worst case of IEEE 802.11a; data rate @ MCS0 is the worst case of IEEE 802.11ax 20/40/80/160, Only the data of worst case is recorded in the report.
Final test	03	TX mode (U-NII-7) _Keep the EUT in continuously transmitting mode with all modulation types. All data rates for each modulation type have been tested and found the data rate @ 6Mbps is the worst case of IEEE 802.11a; data rate @ MCS0 is the worst case of IEEE 802.11ax 20/40/80/160, Only the data of worst case is recorded in the report.

Final test	04	TX mode (U-NII-8) _Keep the EUT in continuously transmitting mode with all modulation types. All data rates for each modulation type have been tested and found the data rate @ 6Mbps is the worst case of IEEE 802.11a; data rate @ MCS0 is the worst case of IEEE 802.11ax 20/40/80/160, Only the data of worst case is recorded in the report.

6.4.3 Test Setup Diagram

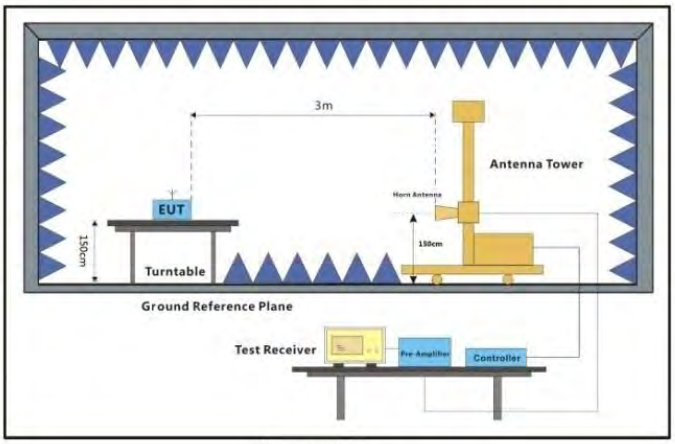

Above 1GHz

6.4.4 Measurement Procedure and Data

a. For above 1GHz, the EUT was placed on the top of a rotating table 1.5 meters above the ground at a 3 meter fully-anechoic chamber. The table was rotated 360 degrees to determine the position of the highest radiation.

b. The EUT was set 3 meters away from the interference-receiving antenna, which was mounted on the top of a variable-height antenna tower.

c. The antenna height is varied from one meter to four meters above the ground to determine the maximum value of the field strength. Both horizontal and vertical polarizations of the antenna are set to make the measurement.

d. For each suspected emission, the EUT was arranged to its worst case and then the antenna was tuned to heights from 1 meter to 4 meters (for the test frequency of below 30MHz, the antenna was tuned to heights 1 meter) and the rotatable table was turned from 0 degrees to 360 degrees to find the maximum reading.

e. The test-receiver system was set to Peak Detect Function and Specified Bandwidth with Maximum Hold Mode.

f. If the emission level of the EUT in peak mode was 10dB lower than the limit specified, then testing could be stopped and the peak values of the EUT would be reported. Otherwise the emissions that did not have 10dB margin would be re-tested one by one using peak or average method as specified and then reported in a data sheet.

g. Test the EUT in the lowest channel, the middle channel, the Highest channel.

h. The radiation measurements are performed in X, Y, Z axis positioning for Transmitting mode, and found the X axis positioning which it is the worst case.

i. Repeat above procedures until all frequencies measured was complete.

Remark:

1. Level= Read Level+ Cable Loss+ Antenna Factor- Preamp Factor

2. Scan from 18GHz to 40GHz, the disturbance above 18GHz was very low. The points marked on above plots are the highest emissions could be found when testing, so only above points had been displayed. The amplitude of spurious emissions from the radiator which are attenuated more than 20dB below the limit need not be reported.

3. As shown in this section, for frequencies above 1GHz, the field strength limits are based on average limits. However, the peak field strength of any emission shall not exceed the maximum permitted average limits specified above by more than 20 dB under any condition of modulation. For the emissions whose peak level is lower than the average limit, only the peak measurement is shown in the report.

4. The disturbance above 18GHz were very low and the harmonics were the highest point could be found when testing, so only the above harmonics had been displayed.

5. For devices with multiple operating modes, measurements on the middle channel is used to determine the worst-case mode(s). Only the worst case mode with the highest output power and the mode with the highest output power spectral density for each modulation family (e.g., OFDM and direct sequence spread spectrum) is recorded in the test report.

Test Mode: 01; Polarity: Horizontal; Modulation:802.11a(CDD); Bandwidth:20MHz; Channel:Low

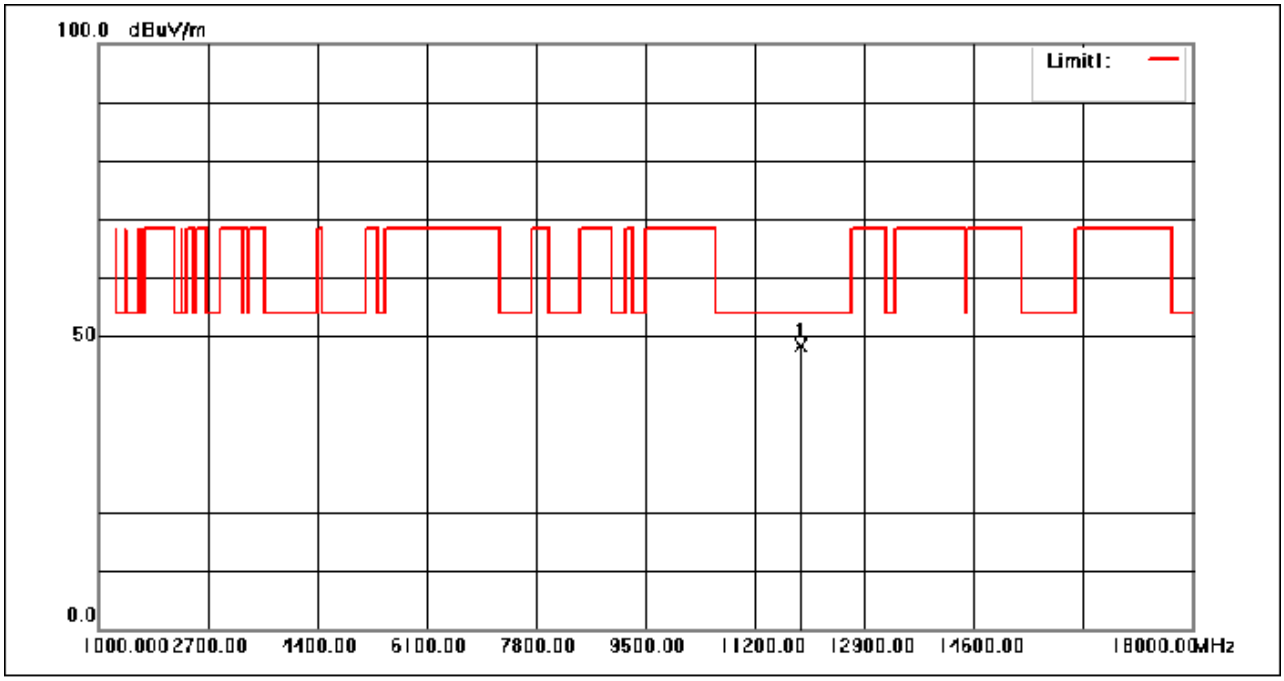

No.	Frequency (MHz)	Reading (dBuV)	Correction factor(dB/m)	Result (dBuV/m)	Limit (dBuV/m)	Margin (dB)	Remark
1	11910.240	46.09	2.32	48.41	54.00	-5.59	peak

Test Mode: 02; Polarity: Horizontal; Modulation: 802.11a(CDD); Bandwidth:20MHz; Channel:Low

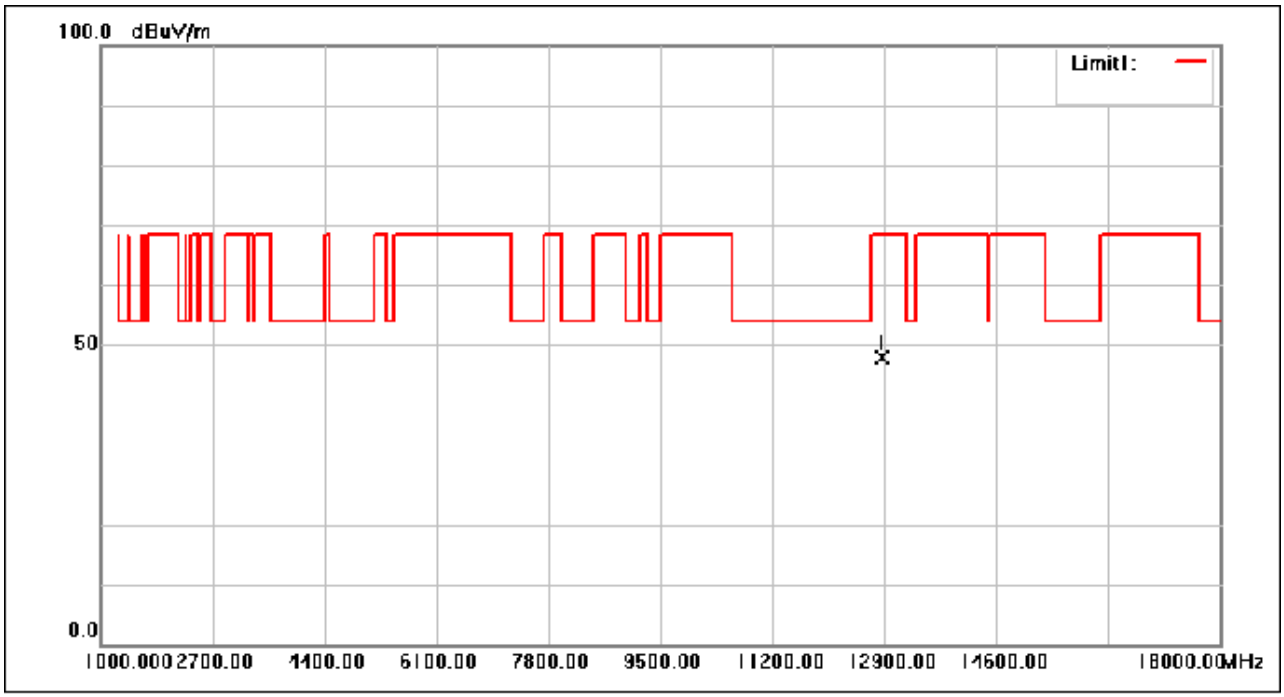

No.	Frequency (MHz)	Reading (dBuV)	Correction factor(dB/m)	Result (dBuV/m)	Limit (dBuV/m)	Margin (dB)	Remark
1	12870.150	44.66	3.32	47.98	68.30	-20.32	peak

Test Mode: 03; Polarity: Horizontal; Modulation: 802.11a(CDD); Bandwidth:20MHz; Channel:Low

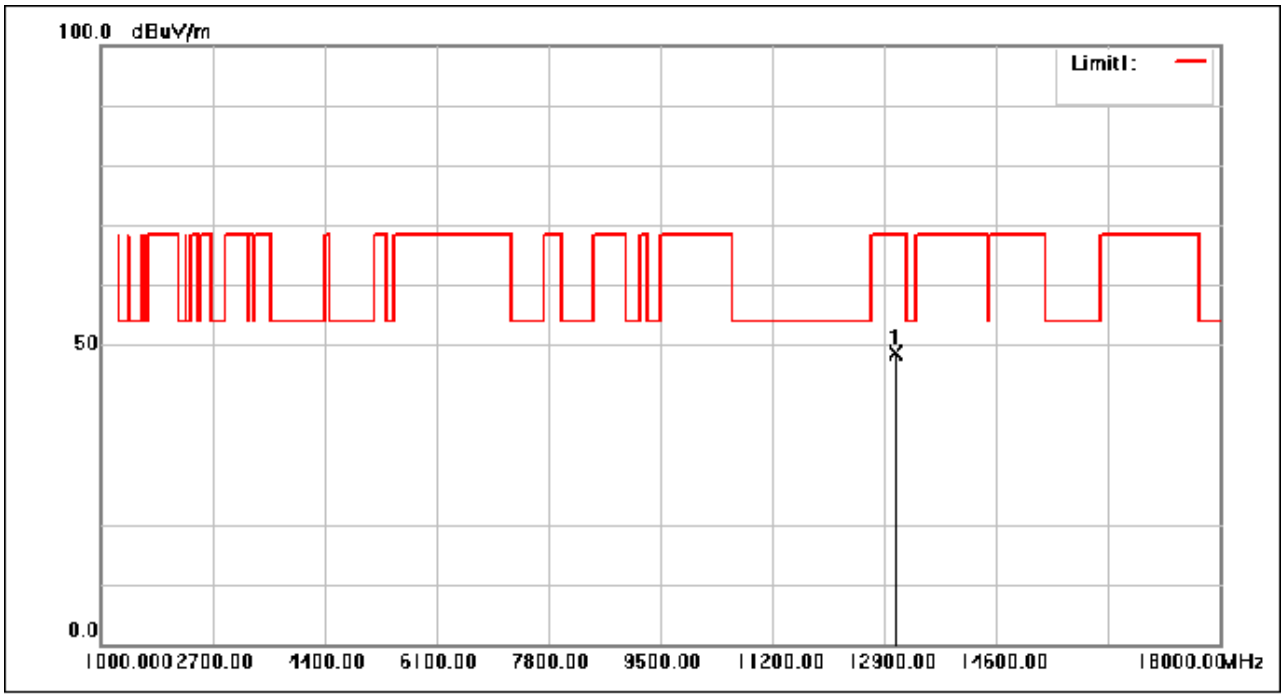

No.	Frequency (MHz)	Reading (dBuV)	Correction factor(dB/m)	Result (dBuV/m)	Limit (dBuV/m)	Margin (dB)	Remark
1	13070.100	45.08	3.58	48.66	68.30	-19.64	peak

Test Mode: 04; Polarity: Horizontal; Modulation: 802.11a(CDD); Bandwidth:20MHz; Channel:Low

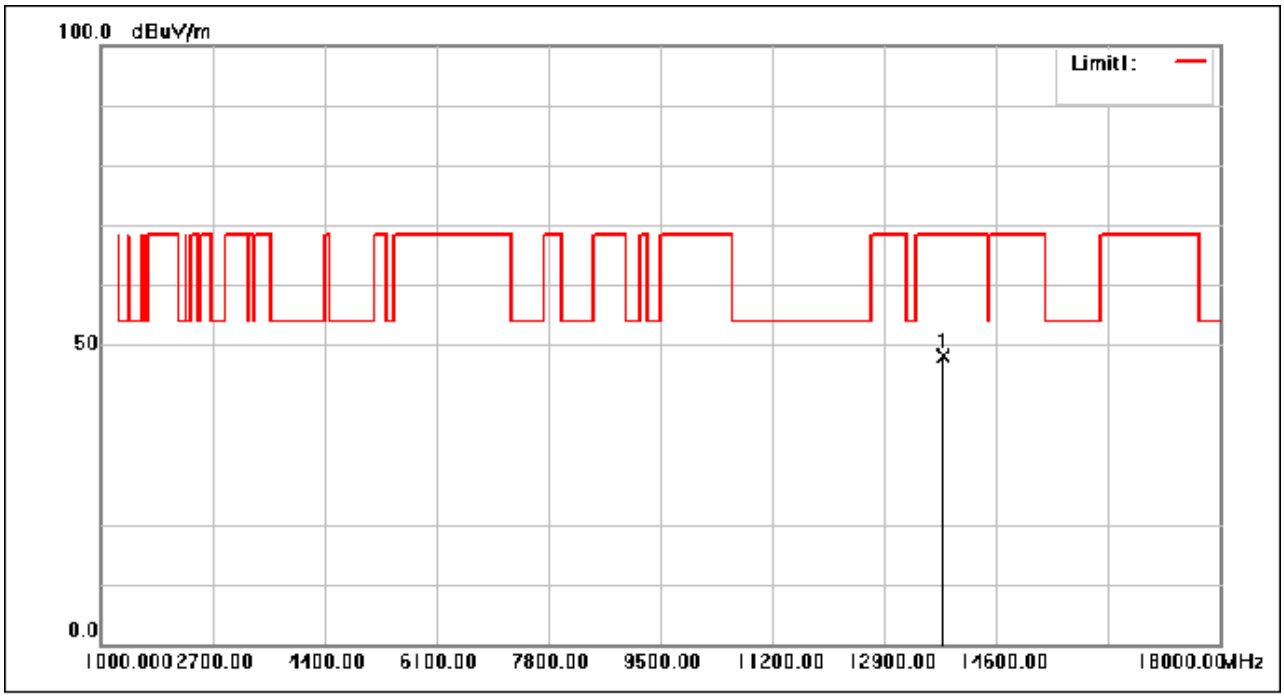

No.	Frequency (MHz)	Reading (dBuV)	Correction factor(dB/m)	Result (dBuV/m)	Limit (dBuV/m)	Margin (dB)	Remark
1	13790.890	44.81	3.31	48.12	68.30	-20.18	peak

Test Mode: 01; Polarity: Vertical; Modulation: 802.11a(CDD); Bandwidth:20MHz; Channel:Low

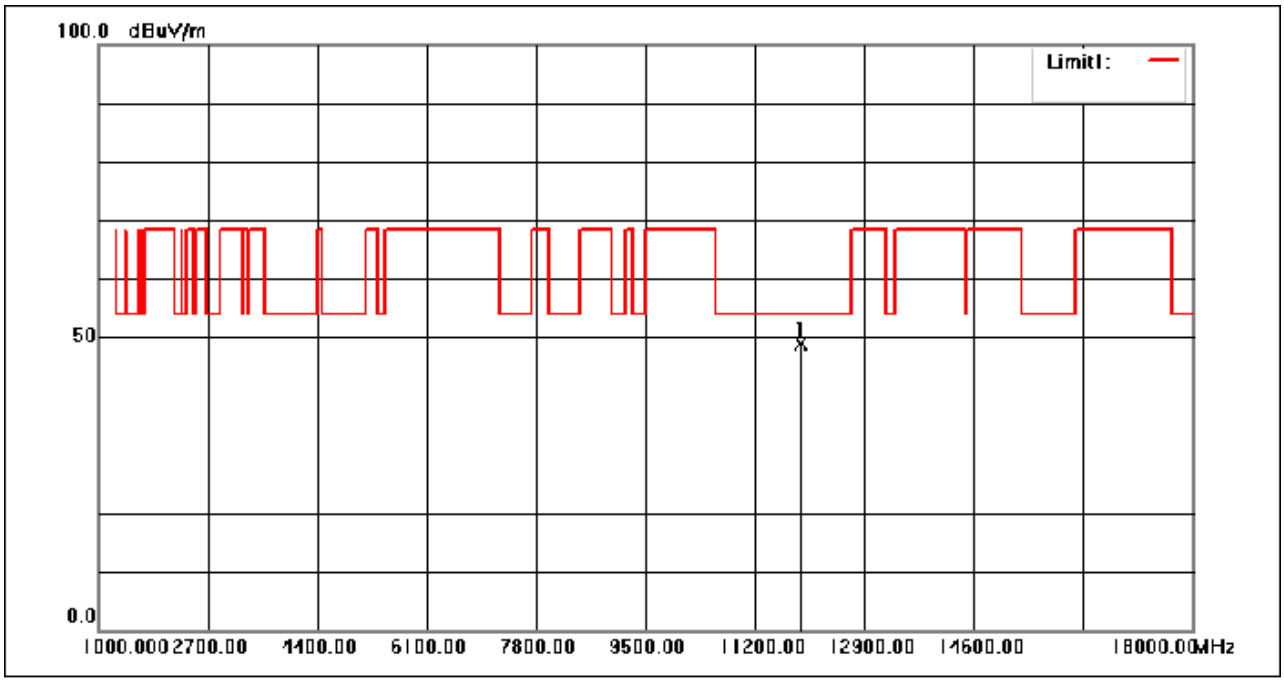

No.	Frequency (MHz)	Reading (dBuV)	Correction factor(dB/m)	Result (dBuV/m)	Limit (dBuV/m)	Margin (dB)	Remark
1	11910.090	46.54	2.32	48.86	54.00	-5.14	peak

Test Mode: 02; Polarity: Vertical; Modulation: 802.11a(CDD); Bandwidth:20MHz; Channel:Low

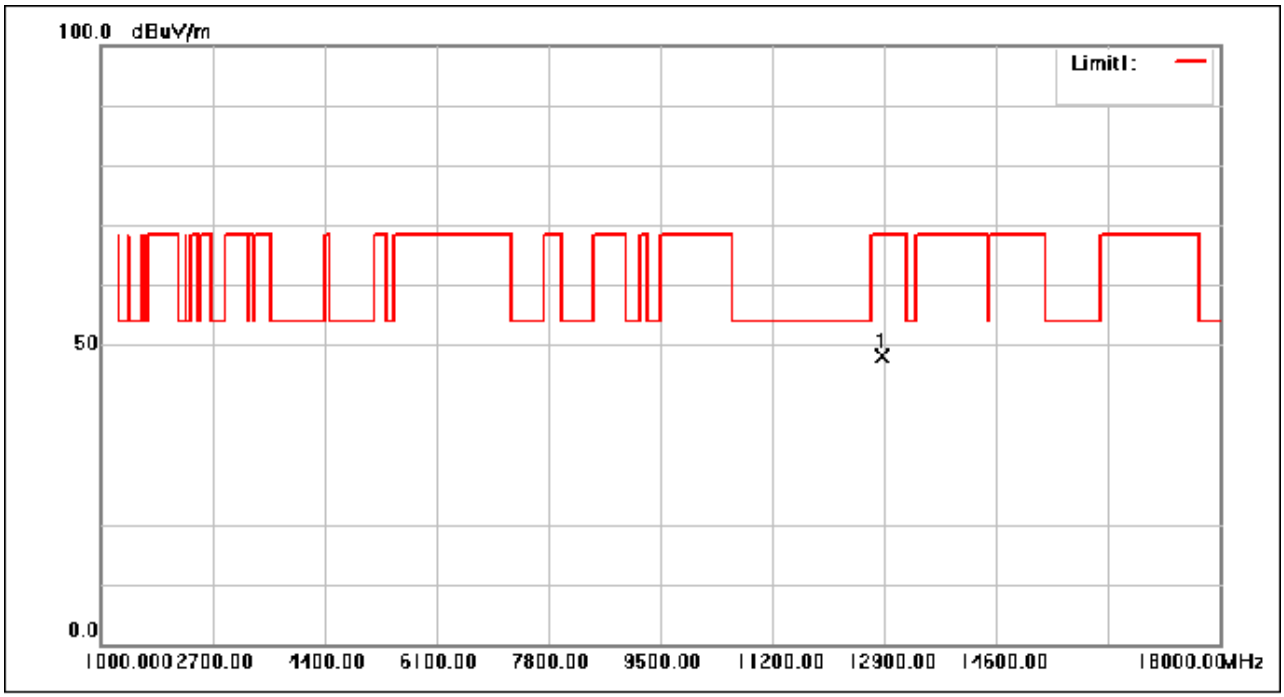

No.	Frequency (MHz)	Reading (dBuV)	Correction factor(dB/m)	Result (dBuV/m)	Limit (dBuV/m)	Margin (dB)	Remark
1	12870.080	44.80	3.32	48.12	68.30	-20.18	peak

Test Mode: 03; Polarity: Vertical; Modulation: 802.11a(CDD); Bandwidth:20MHz; Channel:Low

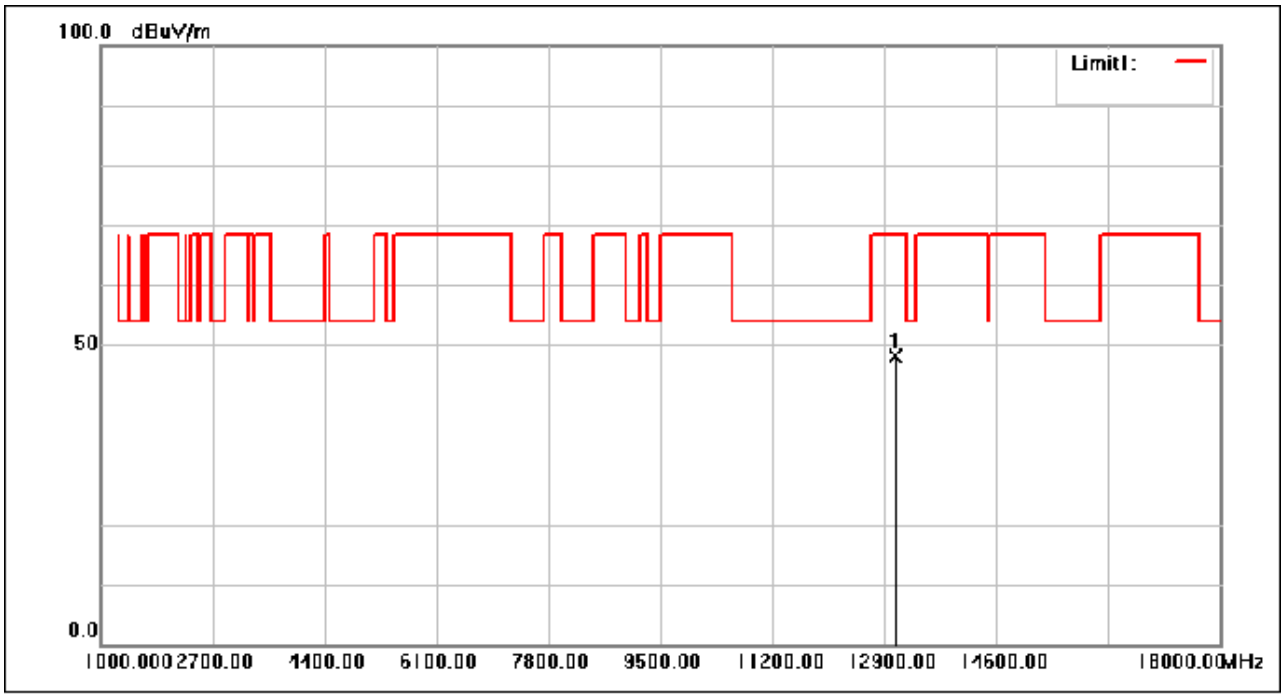

No.	Frequency (MHz)	Reading (dBuV)	Correction factor(dB/m)	Result (dBuV/m)	Limit (dBuV/m)	Margin (dB)	Remark
1	13070.300	44.64	3.58	48.22	68.30	-20.08	peak

Test Mode: 04; Polarity: Vertical; Modulation: 802.11a(CDD); Bandwidth:20MHz; Channel:Low

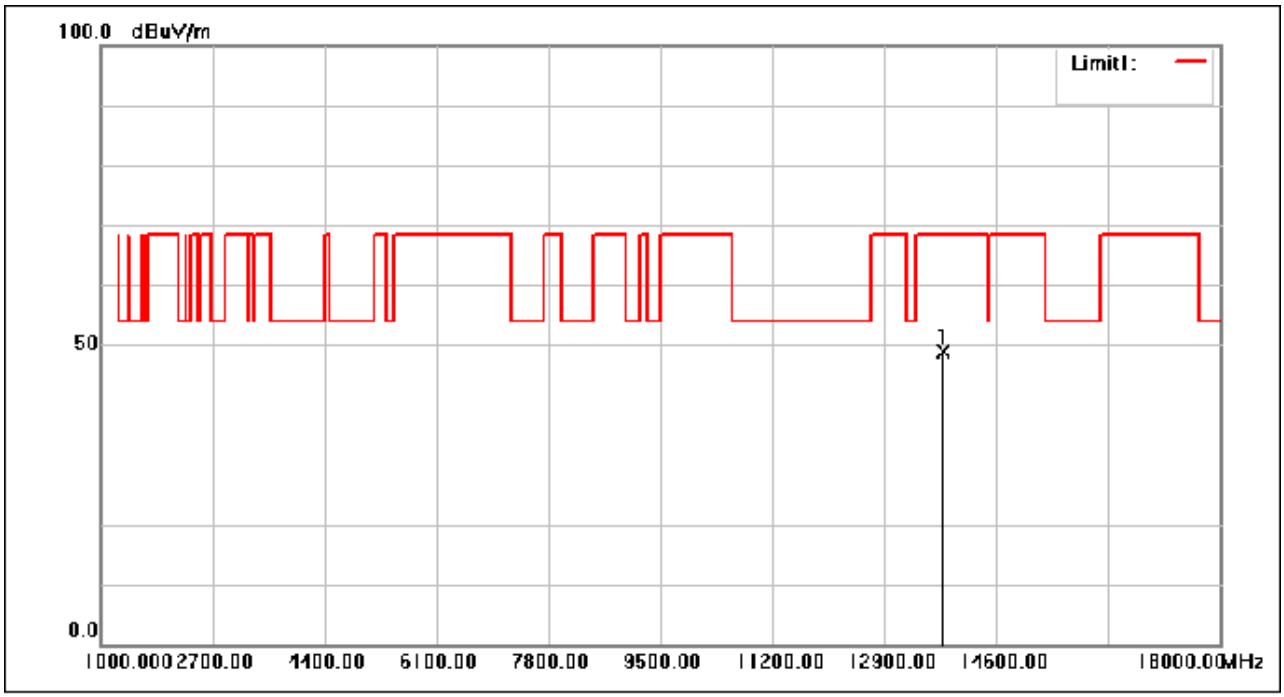

No.	Frequency (MHz)	Reading (dBuV)	Correction factor(dB/m)	Result (dBuV/m)	Limit (dBuV/m)	Margin (dB)	Remark
1	13790.520	45.53	3.31	48.84	68.30	-19.46	peak

Test Mode: 01; Polarity: Horizontal; Modulation: 802.11a(CDD); Bandwidth:20MHz; Channel:middle

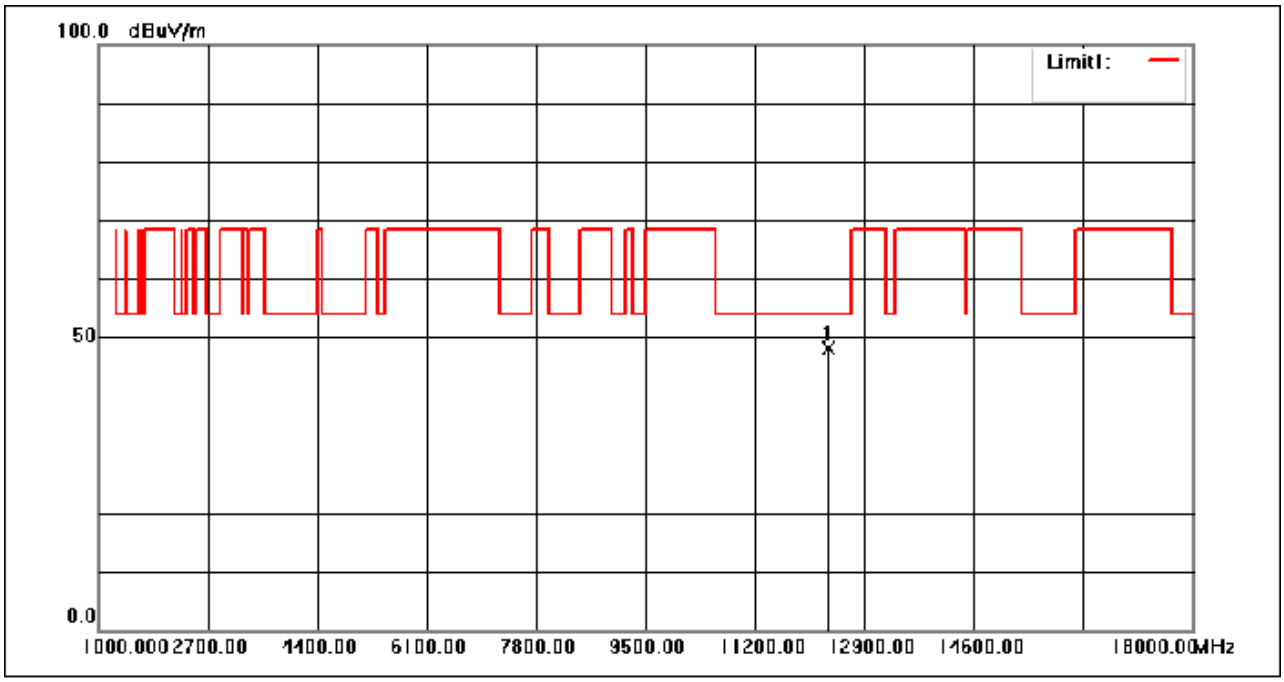

No.	Frequency (MHz)	Reading (dBuV)	Correction factor(dB/m)	Result (dBuV/m)	Limit (dBuV/m)	Margin (dB)	Remark
1	12350.580	45.95	2.22	48.17	54.00	-5.83	peak

Test Mode: 02; Polarity: Horizontal; Modulation: 802.11a(CDD); Bandwidth:20MHz; Channel:middle

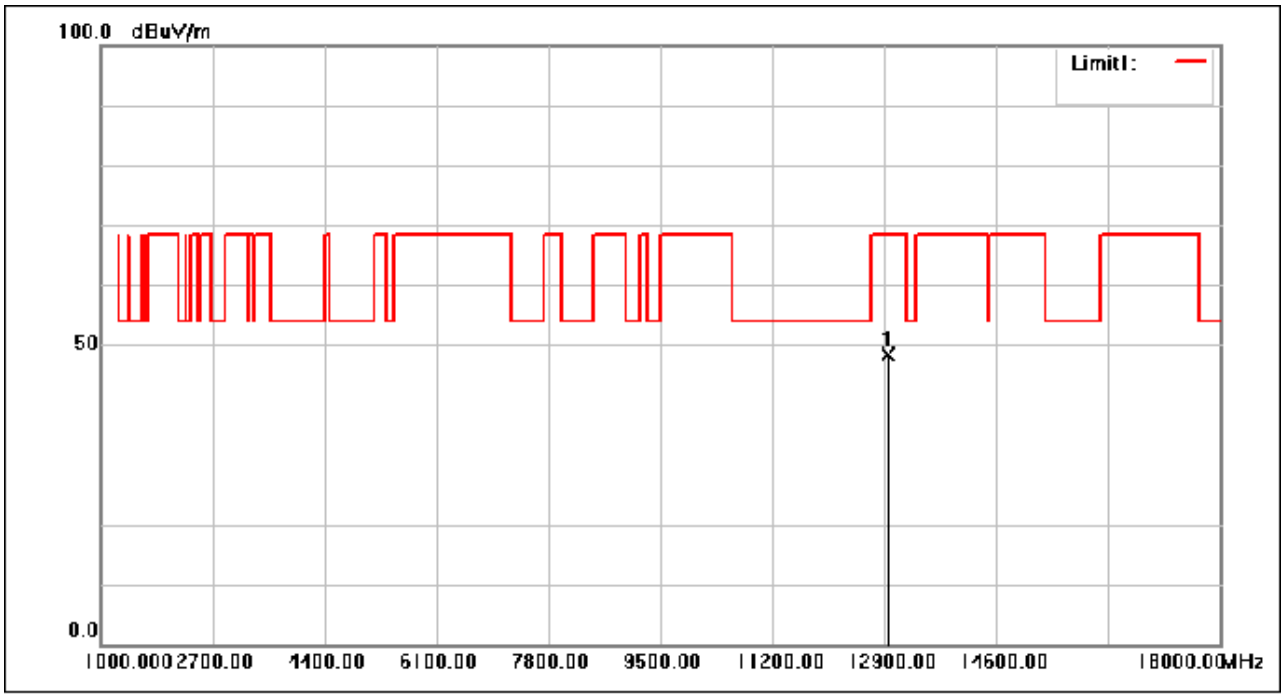

No.	Frequency (MHz)	Reading (dBuV)	Correction factor(dB/m)	Result (dBuV/m)	Limit (dBuV/m)	Margin (dB)	Remark
1	12950.560	44.69	3.59	48.28	68.30	-20.02	peak

Test Mode: 03; Polarity: Horizontal; Modulation: 802.11a(CDD); Bandwidth:20MHz; Channel:middle

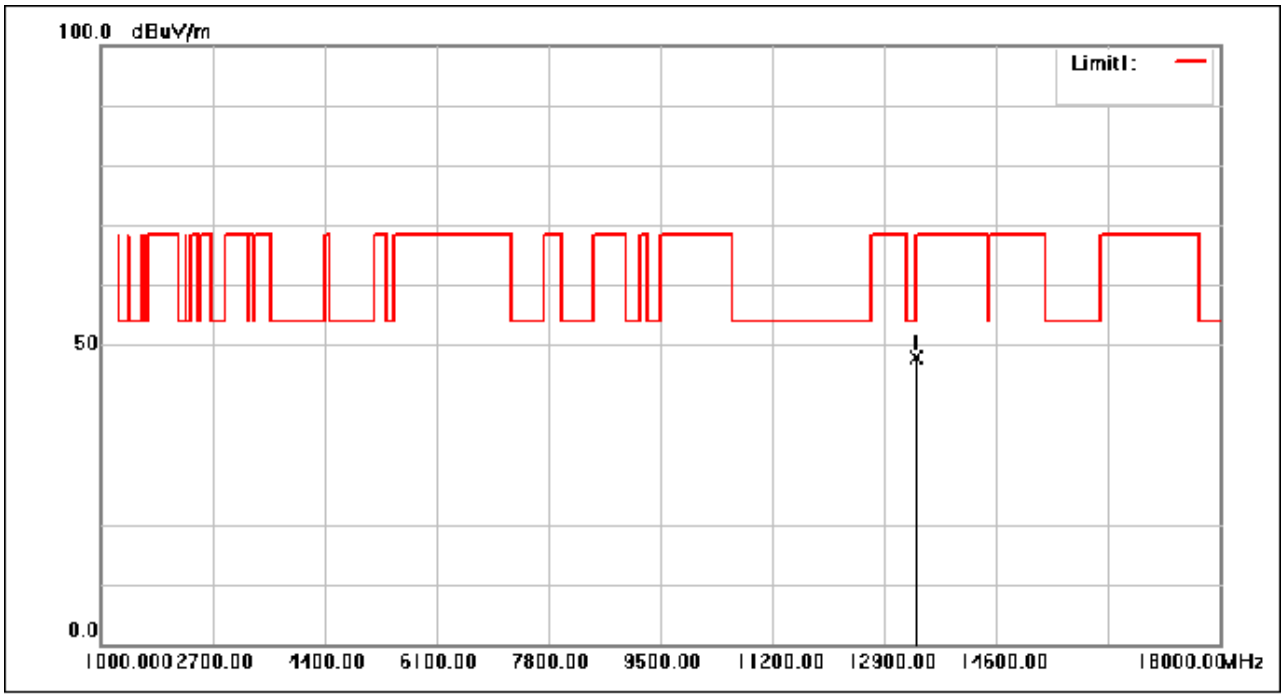

No.	Frequency (MHz)	Reading (dBuV)	Correction factor(dB/m)	Result (dBuV/m)	Limit (dBuV/m)	Margin (dB)	Remark
1	13390.230	45.16	2.78	47.94	54.00	-6.06	peak

Test Mode: 04; Polarity: Horizontal; Modulation: 802.11a(CDD); Bandwidth:20MHz; Channel:middle

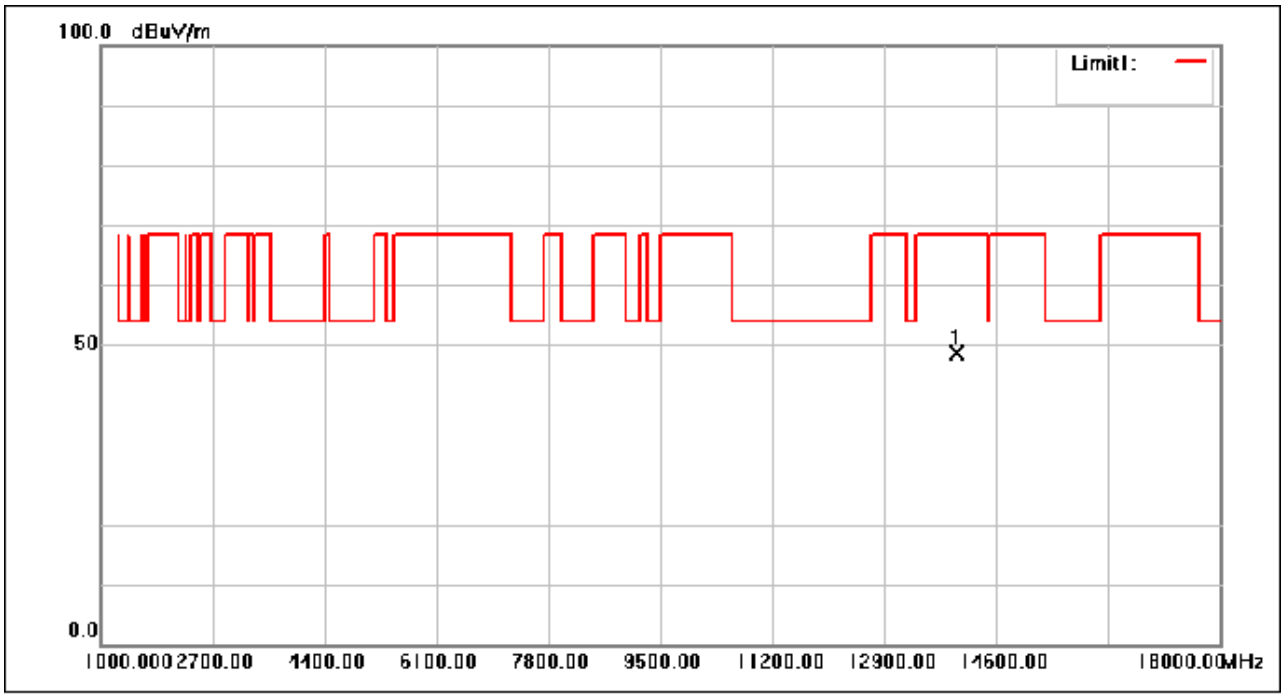

No.	Frequency (MHz)	Reading (dBuV)	Correction factor(dB/m)	Result (dBuV/m)	Limit (dBuV/m)	Margin (dB)	Remark
1	13990.190	44.84	3.86	48.70	68.30	-19.60	peak

Test Mode: 01; Polarity: Vertical; Modulation: 802.11a(CDD); Bandwidth:20MHz; Channel:middle

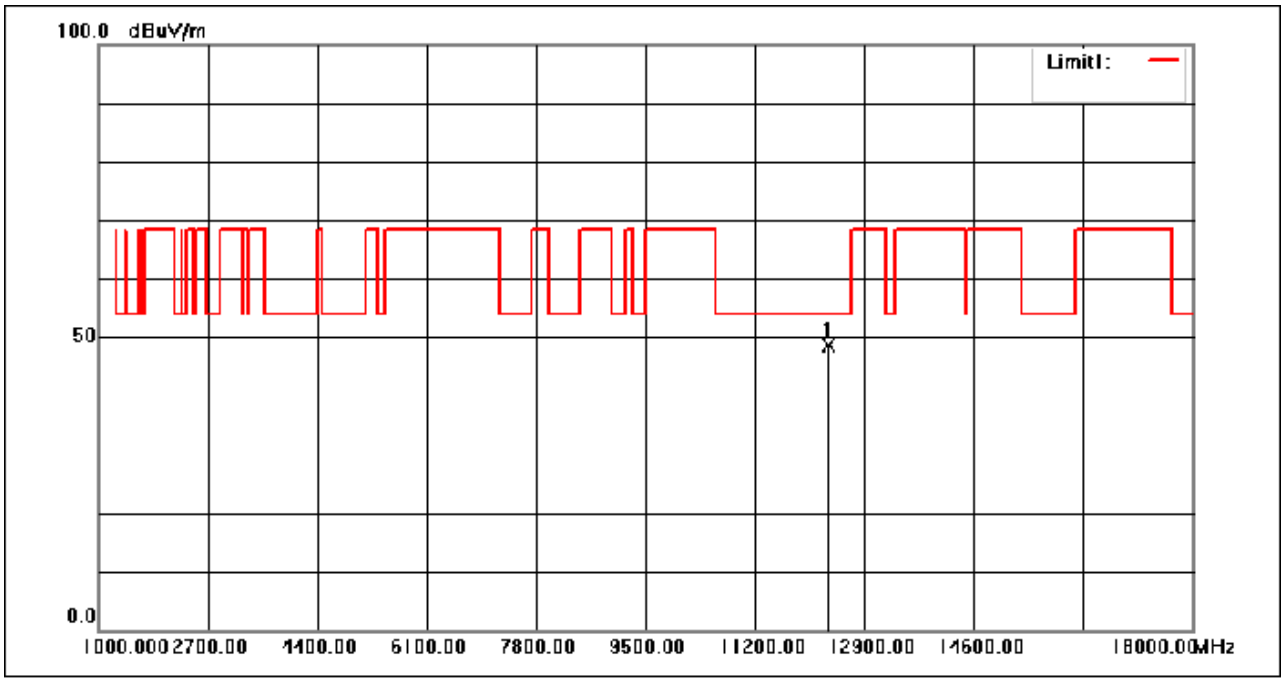

No.	Frequency (MHz)	Reading (dBuV)	Correction factor(dB/m)	Result (dBuV/m)	Limit (dBuV/m)	Margin (dB)	Remark
1	12350.610	46.50	2.22	48.72	54.00	-5.28	peak

Test Mode: 02; Polarity: Vertical; Modulation: 802.11a(CDD); Bandwidth:20MHz; Channel:middle

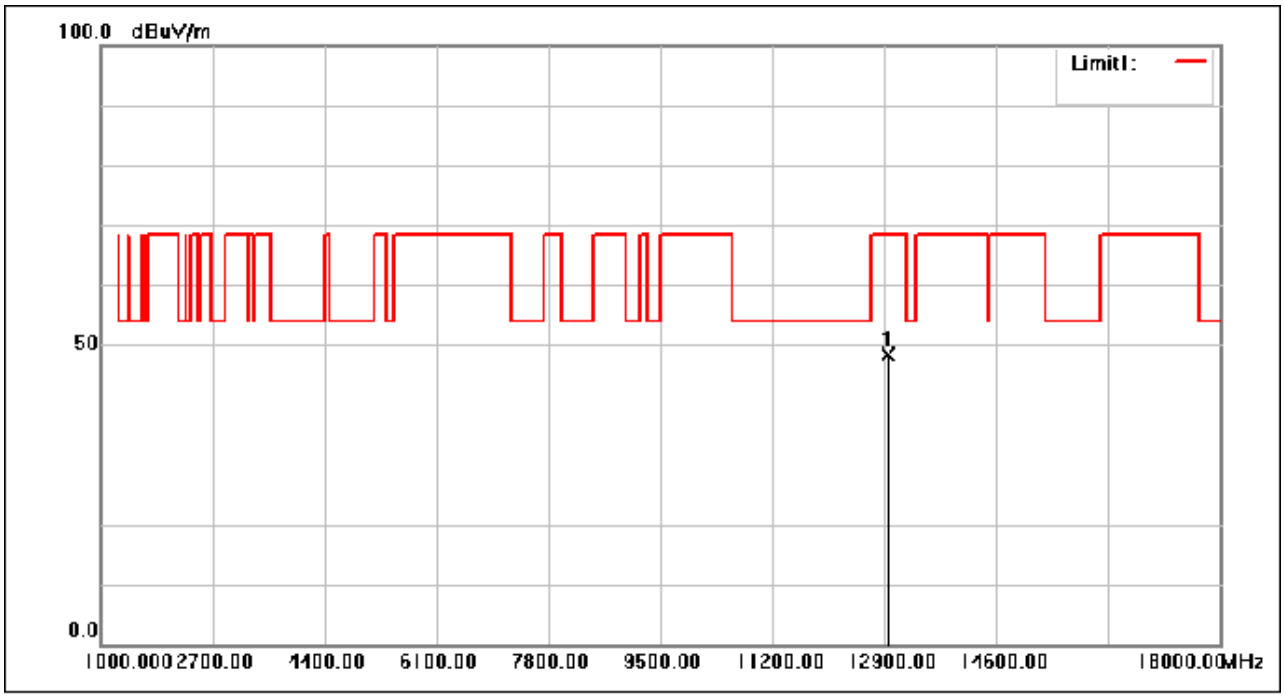

No.	Frequency (MHz)	Reading (dBuV)	Correction factor(dB/m)	Result (dBuV/m)	Limit (dBuV/m)	Margin (dB)	Remark
1	12950.400	44.84	3.59	48.43	68.30	-19.87	peak

Test Mode: 03; Polarity: Vertical; Modulation: 802.11a(CDD); Bandwidth:20MHz; Channel:middle

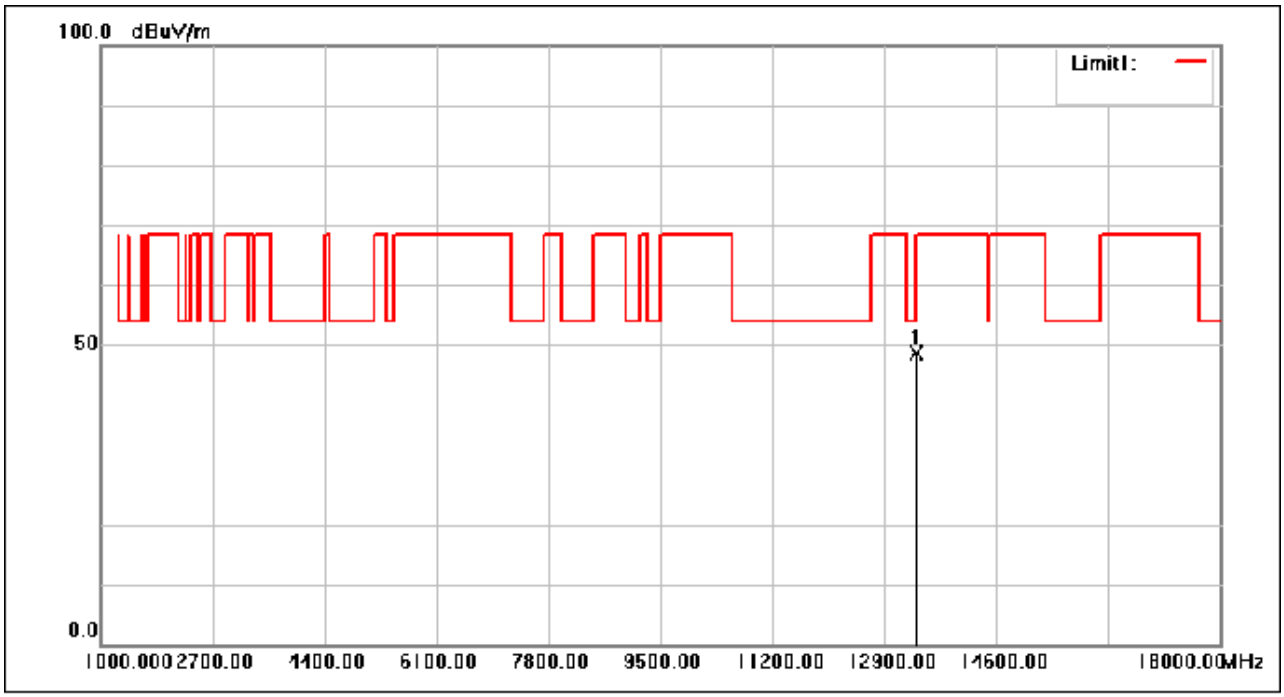

No.	Frequency (MHz)	Reading (dBuV)	Correction factor(dB/m)	Result (dBuV/m)	Limit (dBuV/m)	Margin (dB)	Remark
1	13390.410	45.87	2.78	48.65	54.00	-5.35	peak

Test Mode: 04; Polarity: Vertical; Modulation: 802.11a(CDD); Bandwidth:20MHz; Channel:middle

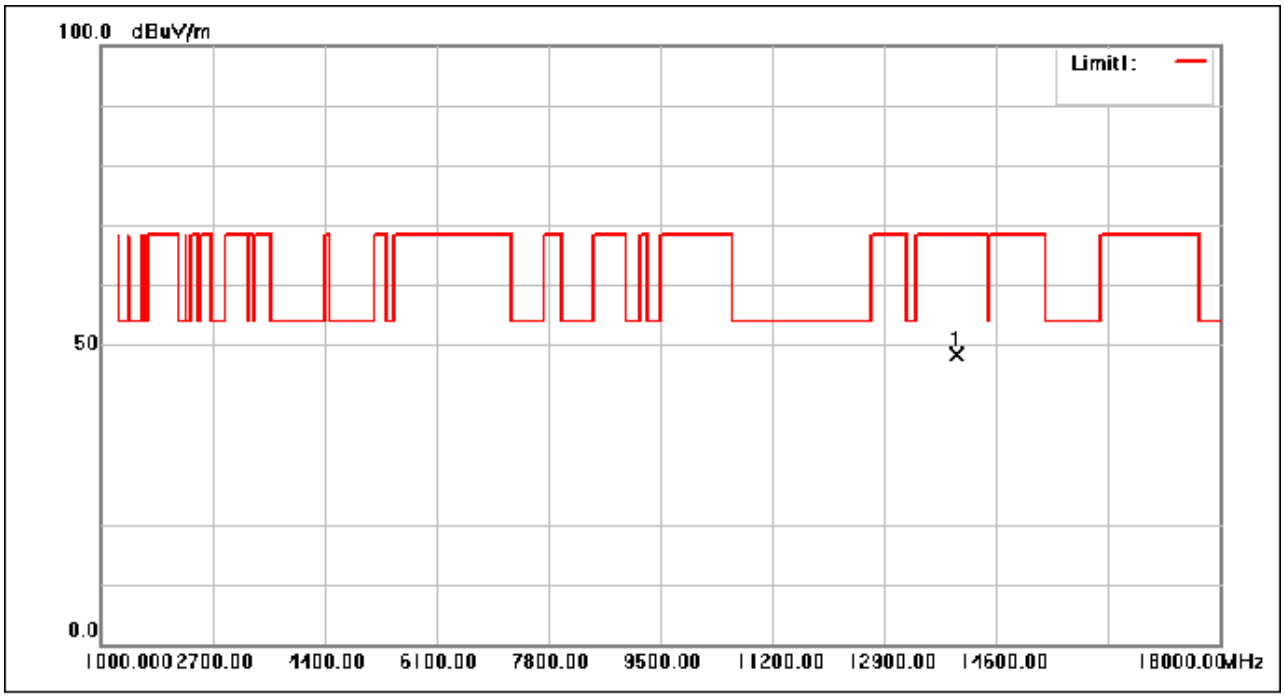

No.	Frequency (MHz)	Reading (dBuV)	Correction factor(dB/m)	Result (dBuV/m)	Limit (dBuV/m)	Margin (dB)	Remark
1	13990.250	44.50	3.86	48.36	68.30	-19.94	peak

Test Mode: 01; Polarity: Horizontal; Modulation: 802.11a(CDD); Bandwidth:20MHz; Channel:High

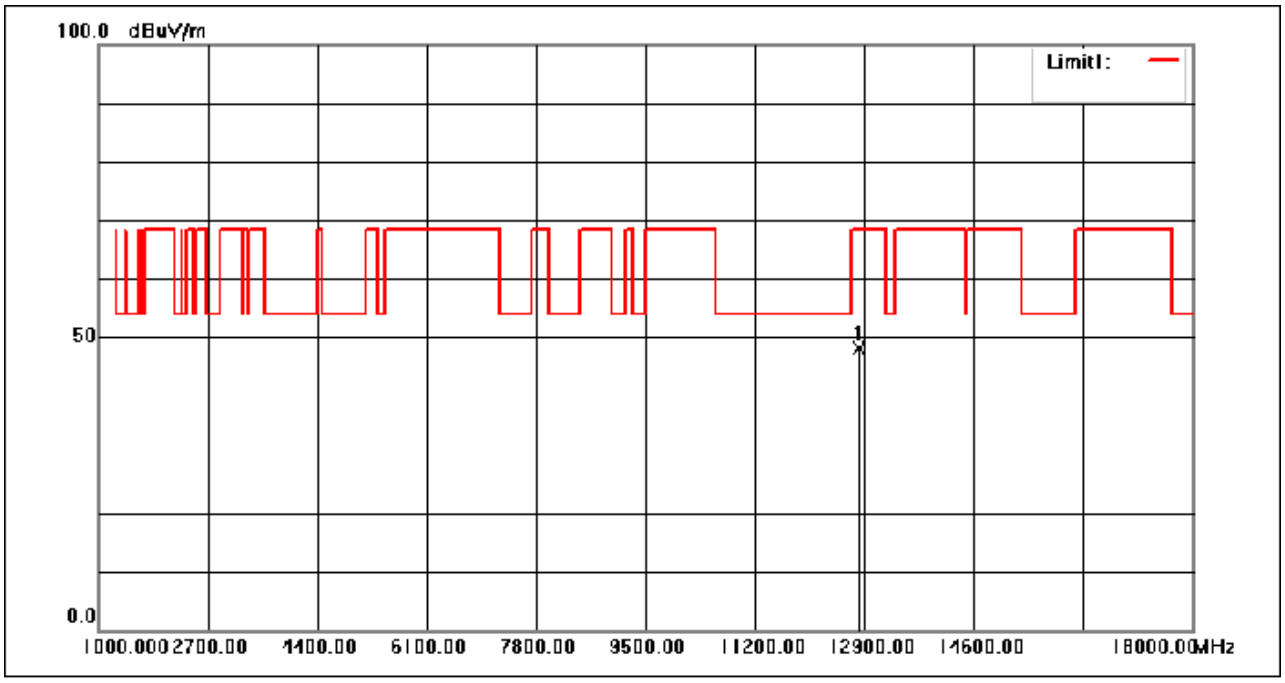

No.	Frequency (MHz)	Reading (dBuV)	Correction factor(dB/m)	Result (dBuV/m)	Limit (dBuV/m)	Margin (dB)	Remark
1	12830.030	44.93	3.18	48.11	68.30	-20.19	peak

Test Mode: 02; Polarity: Horizontal; Modulation: 802.11a(CDD); Bandwidth:20MHz; Channel:High

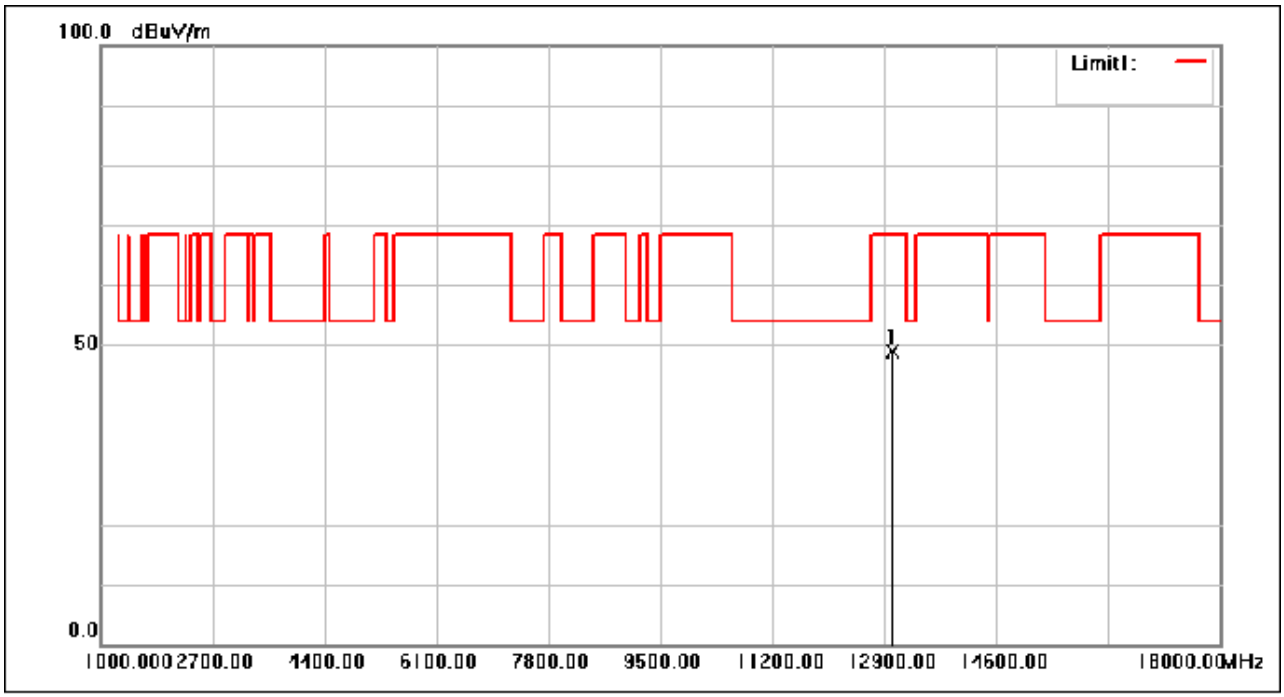

No.	Frequency (MHz)	Reading (dBuV)	Correction factor(dB/m)	Result (dBuV/m)	Limit (dBuV/m)	Margin (dB)	Remark
1	13030.550	45.19	3.69	48.88	68.30	-19.42	peak

Test Mode: 03; Polarity: Horizontal; Modulation: 802.11a(CDD); Bandwidth:20MHz; Channel:High

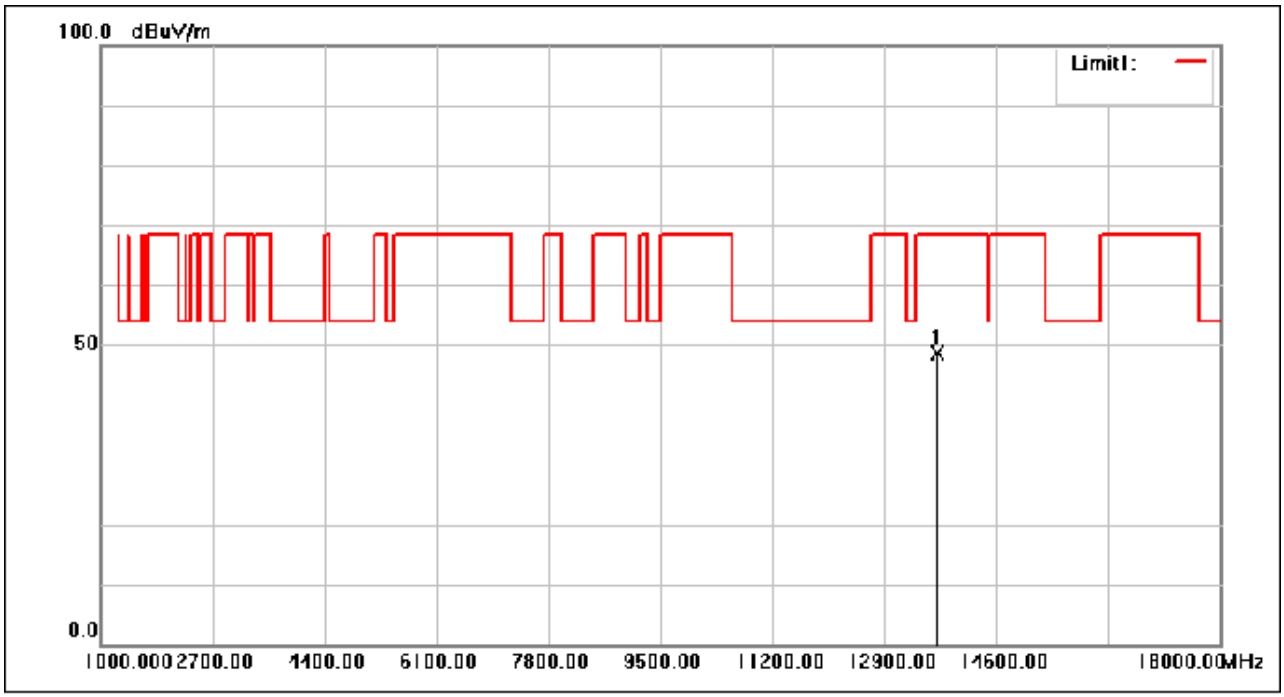

No.	Frequency (MHz)	Reading (dBuV)	Correction factor(dB/m)	Result (dBuV/m)	Limit (dBuV/m)	Margin (dB)	Remark
1	13710.270	45.49	3.09	48.58	68.30	-19.72	peak

Test Mode: 04; Polarity: Horizontal; Modulation: 802.11a(CDD); Bandwidth:20MHz; Channel:High

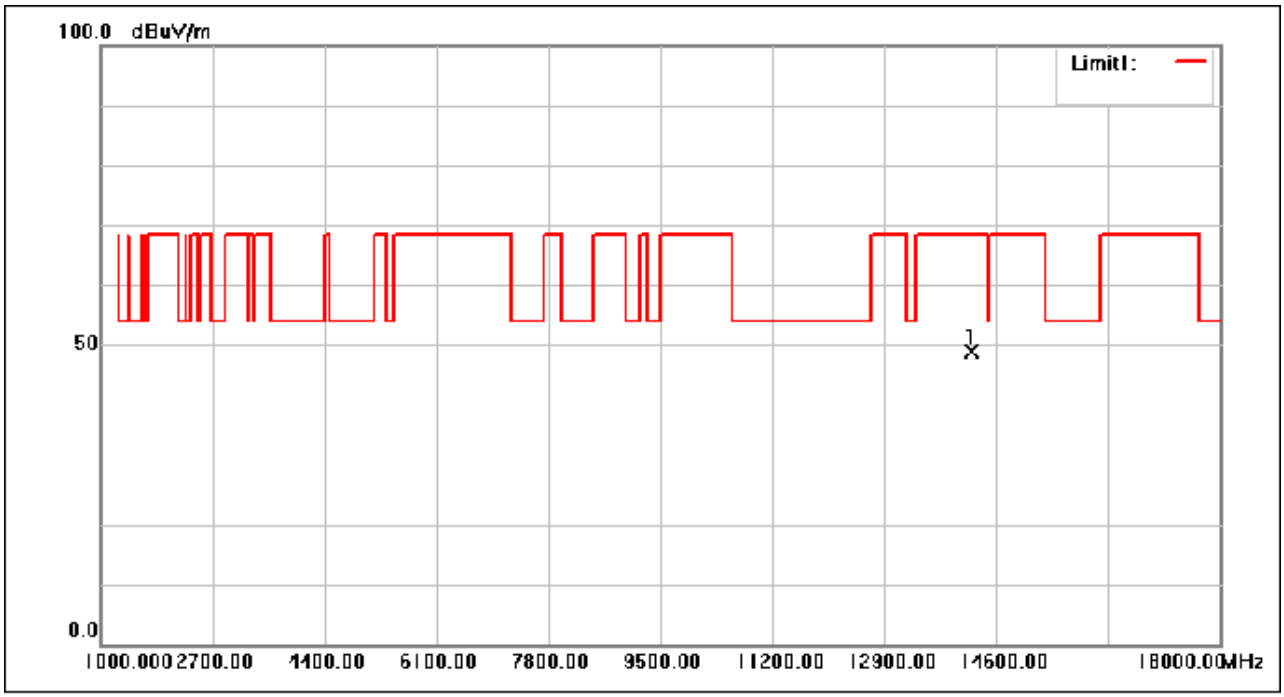

No.	Frequency (MHz)	Reading (dBuV)	Correction factor(dB/m)	Result (dBuV/m)	Limit (dBuV/m)	Margin (dB)	Remark
1	14230.620	44.34	4.58	48.92	68.30	-19.38	peak

Test Mode: 01; Polarity: Vertical; Modulation: 802.11a(CDD); Bandwidth:20MHz; Channel:High

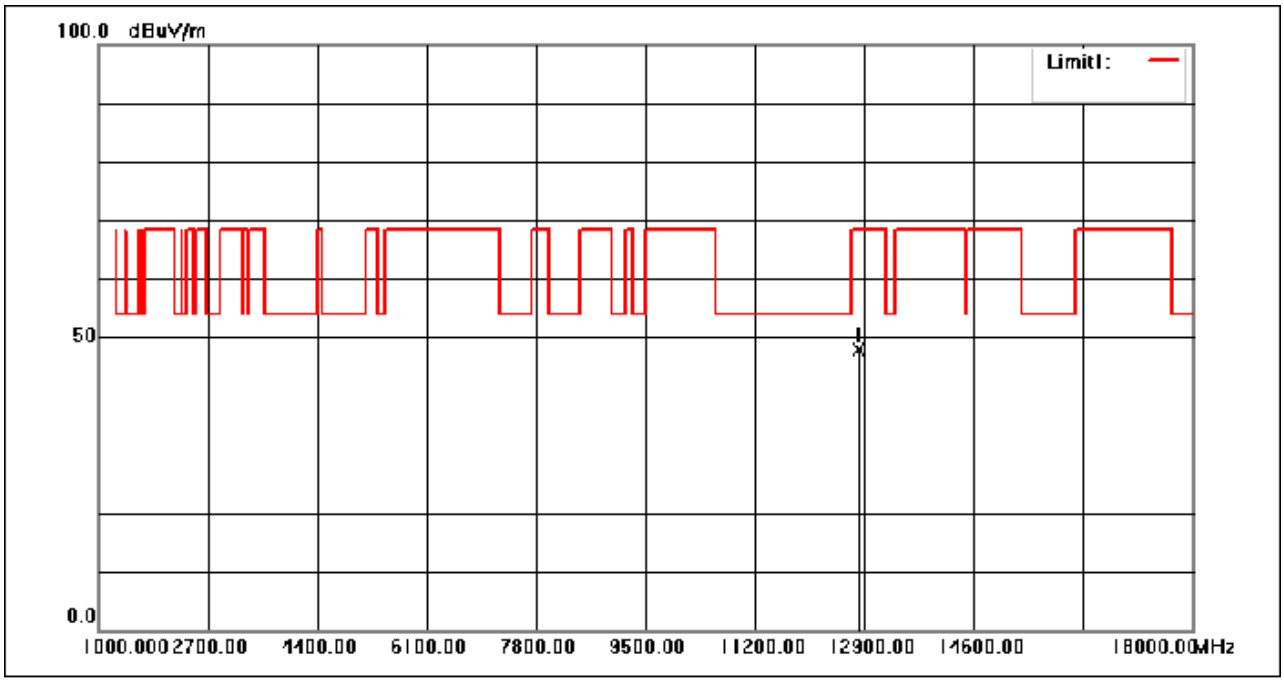

No.	Frequency (MHz)	Reading (dBuV)	Correction factor(dB/m)	Result (dBuV/m)	Limit (dBuV/m)	Margin (dB)	Remark
1	12830.420	44.80	3.18	47.98	68.30	-20.32	peak

Test Mode: 02; Polarity: Vertical; Modulation: 802.11a(CDD); Bandwidth:20MHz; Channel:High

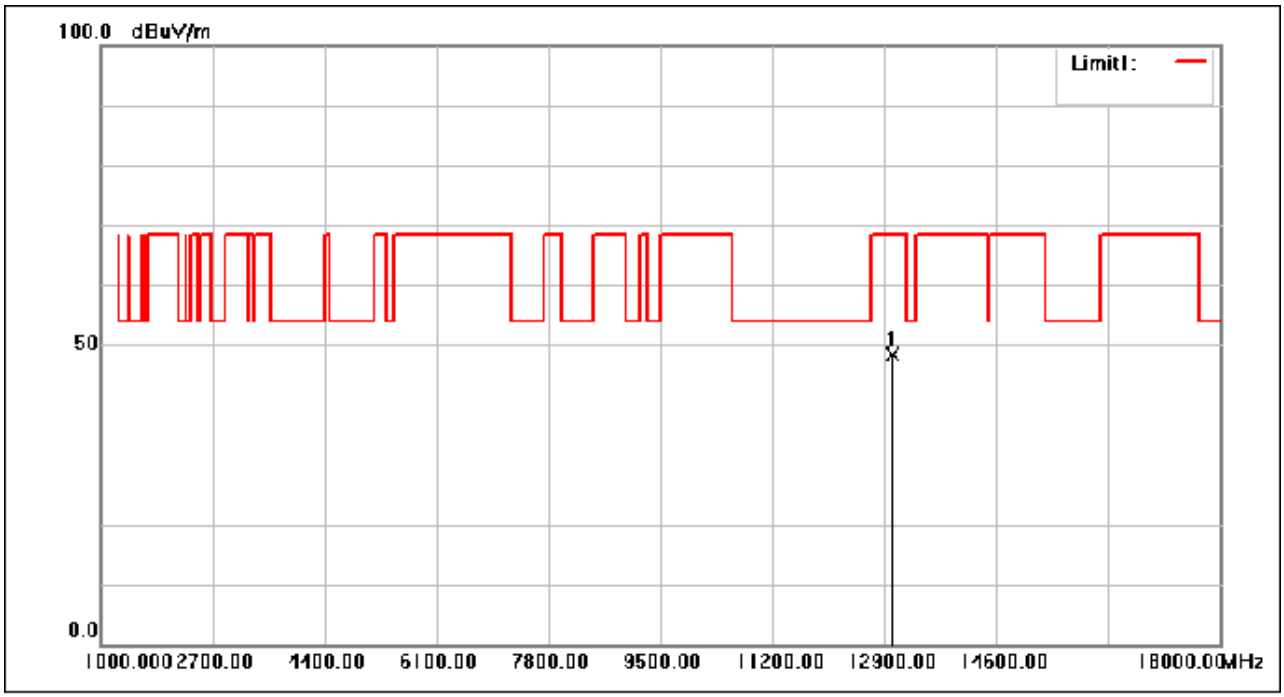

No.	Frequency (MHz)	Reading (dBuV)	Correction factor(dB/m)	Result (dBuV/m)	Limit (dBuV/m)	Margin (dB)	Remark
1	13030.850	44.72	3.68	48.40	68.30	-19.90	peak

Test Mode: 03; Polarity: Vertical; Modulation: 802.11a(CDD); Bandwidth:20MHz; Channel:High

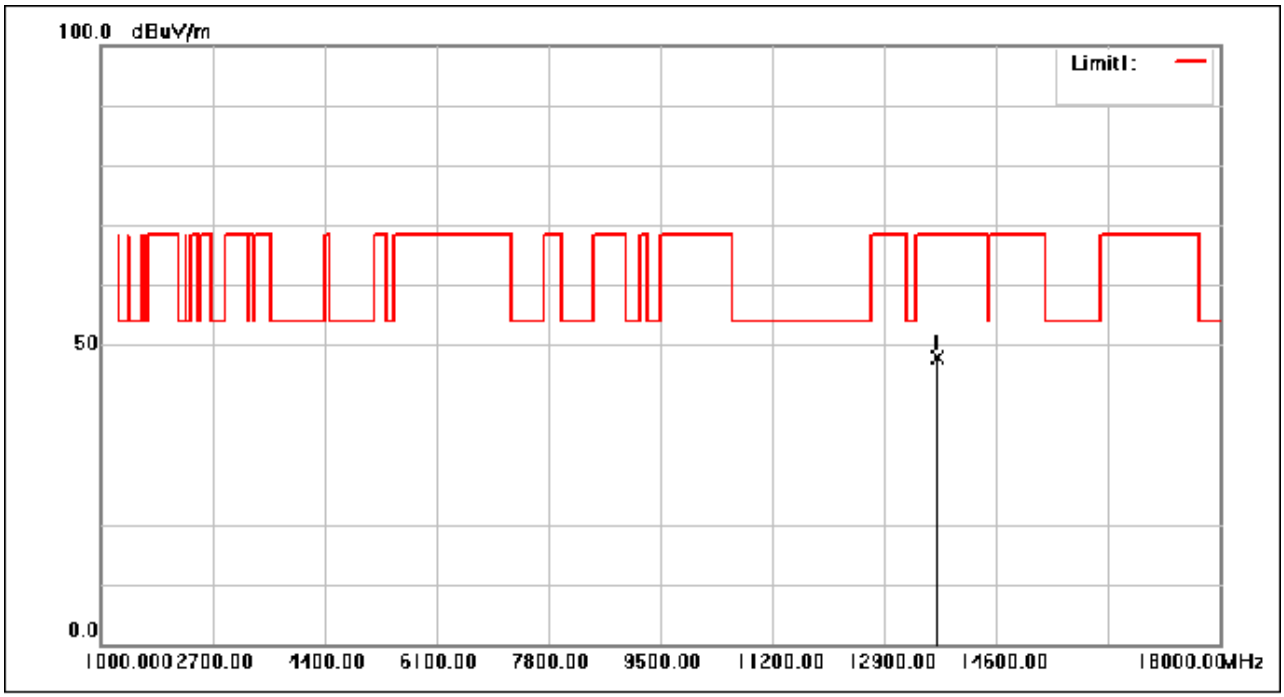

No.	Frequency (MHz)	Reading (dBuV)	Correction factor(dB/m)	Result (dBuV/m)	Limit (dBuV/m)	Margin (dB)	Remark
1	13710.720	44.87	3.09	47.96	68.30	-20.34	peak

Test Mode: 04; Polarity: Vertical; Modulation: 802.11a(CDD); Bandwidth:20MHz; Channel:High

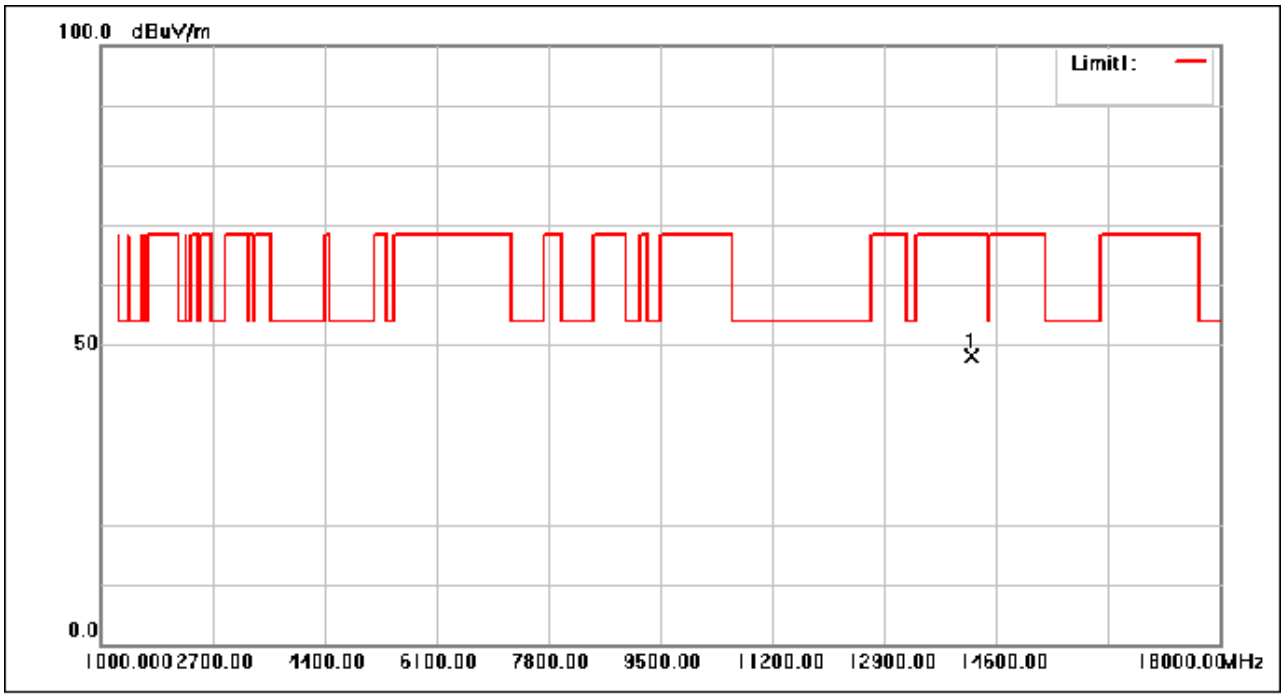

No.	Frequency (MHz)	Reading (dBuV)	Correction factor(dB/m)	Result (dBuV/m)	Limit (dBuV/m)	Margin (dB)	Remark
1	14230.420	43.66	4.58	48.24	68.30	-20.06	peak

Test Mode: 01; Polarity: Horizontal; Modulation:802.11ax(MIMO); Bandwidth:20MHz; Channel:Low

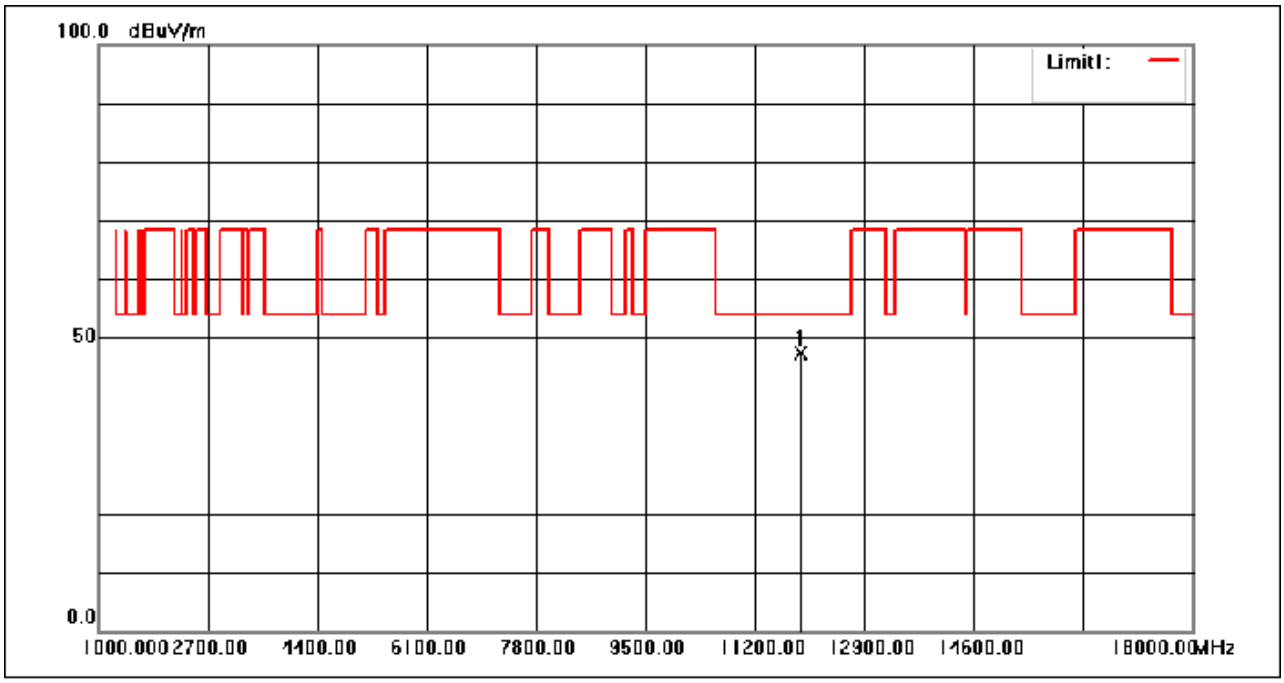

No.	Frequency (MHz)	Reading (dBuV)	Correction factor(dB/m)	Result (dBuV/m)	Limit (dBuV/m)	Margin (dB)	Remark
1	11910.200	45.18	2.32	47.50	54.00	-6.50	peak

Test Mode: 02; Polarity: Horizontal; Modulation:802.11ax(MIMO); Bandwidth:20MHz; Channel:Low

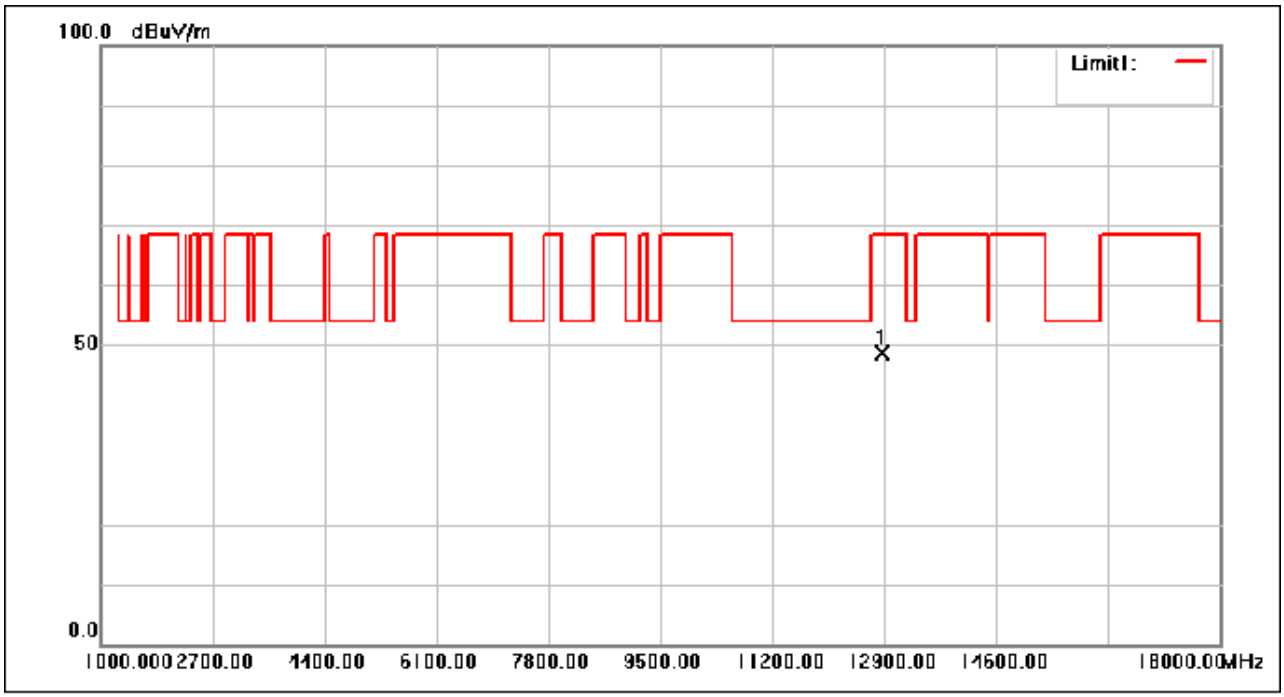

No.	Frequency (MHz)	Reading (dBuV)	Correction factor(dB/m)	Result (dBuV/m)	Limit (dBuV/m)	Margin (dB)	Remark
1	12870.390	45.29	3.32	48.61	68.30	-19.69	peak

Test Mode: 03; Polarity: Horizontal; Modulation:802.11ax(MIMO); Bandwidth:20MHz; Channel:Low

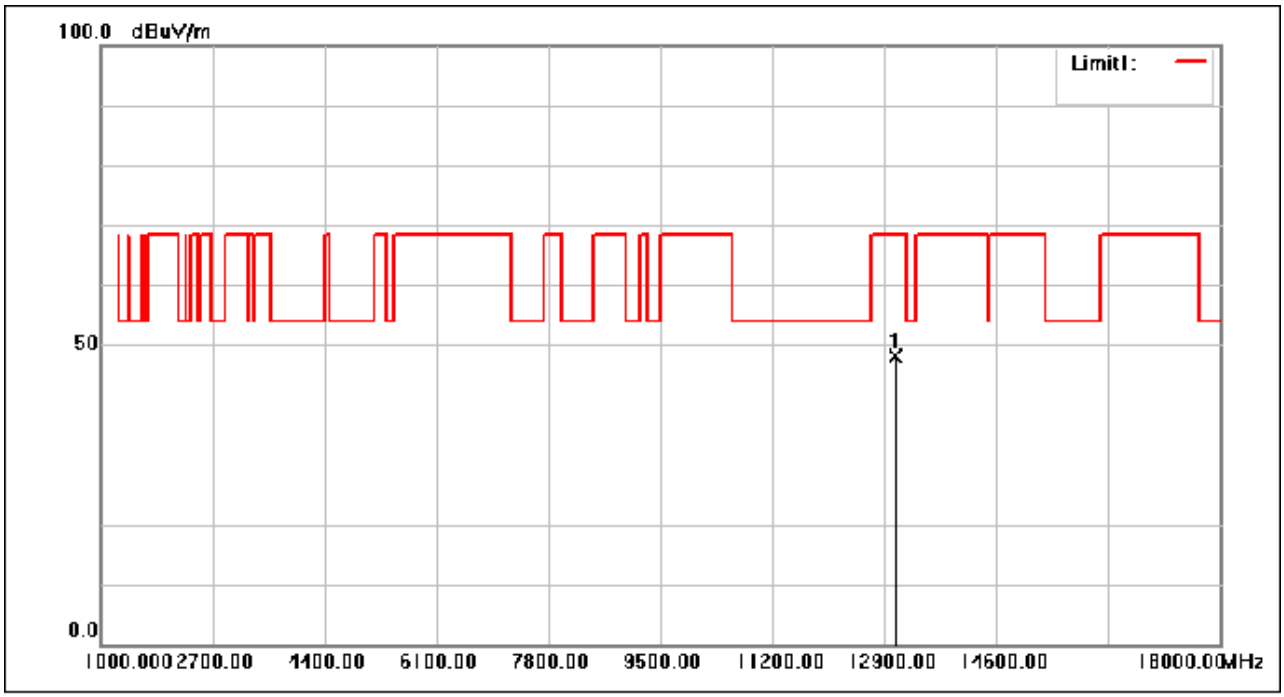

No.	Frequency (MHz)	Reading (dBuV)	Correction factor(dB/m)	Result (dBuV/m)	Limit (dBuV/m)	Margin (dB)	Remark
1	13070.540	44.56	3.58	48.14	68.30	-20.16	peak

Test Mode: 04; Polarity: Horizontal; Modulation:802.11ax(MIMO); Bandwidth:20MHz; Channel:Low

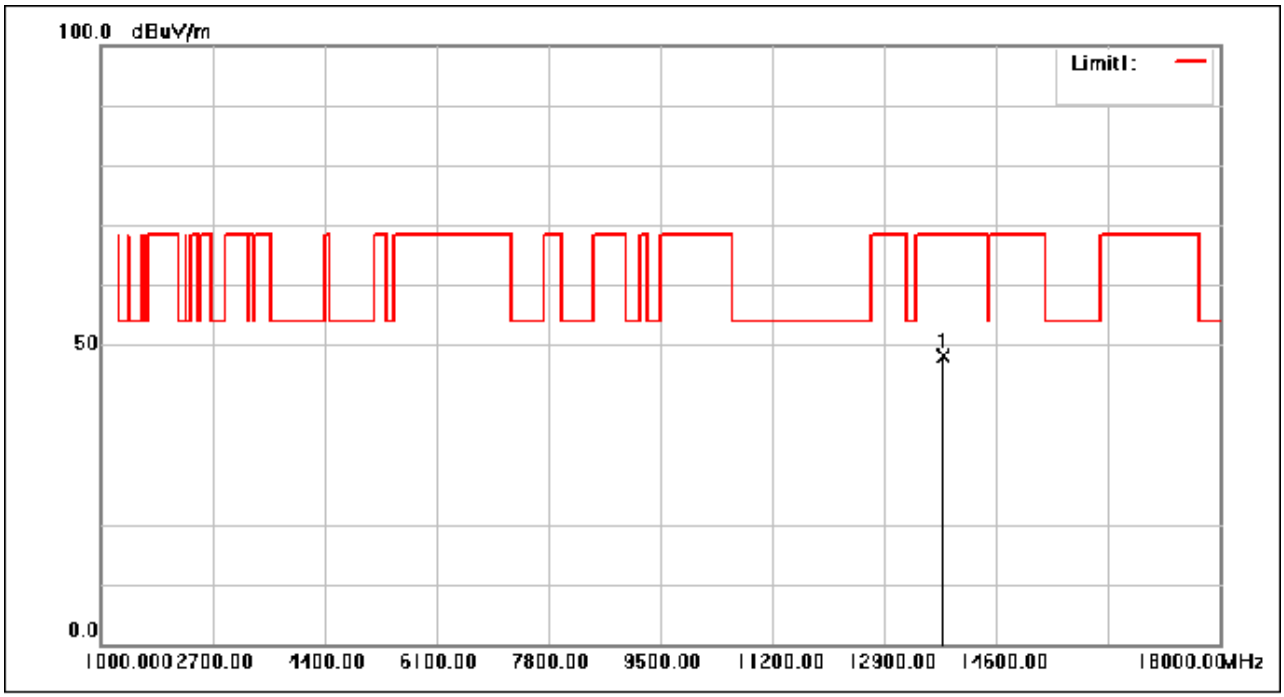

No.	Frequency (MHz)	Reading (dBuV)	Correction factor(dB/m)	Result (dBuV/m)	Limit (dBuV/m)	Margin (dB)	Remark
1	13790.490	44.72	3.31	48.03	68.30	-20.27	peak

Test Mode: 01; Polarity: Vertical; Modulation:802.11ax(MIMO); Bandwidth:20MHz; Channel:Low

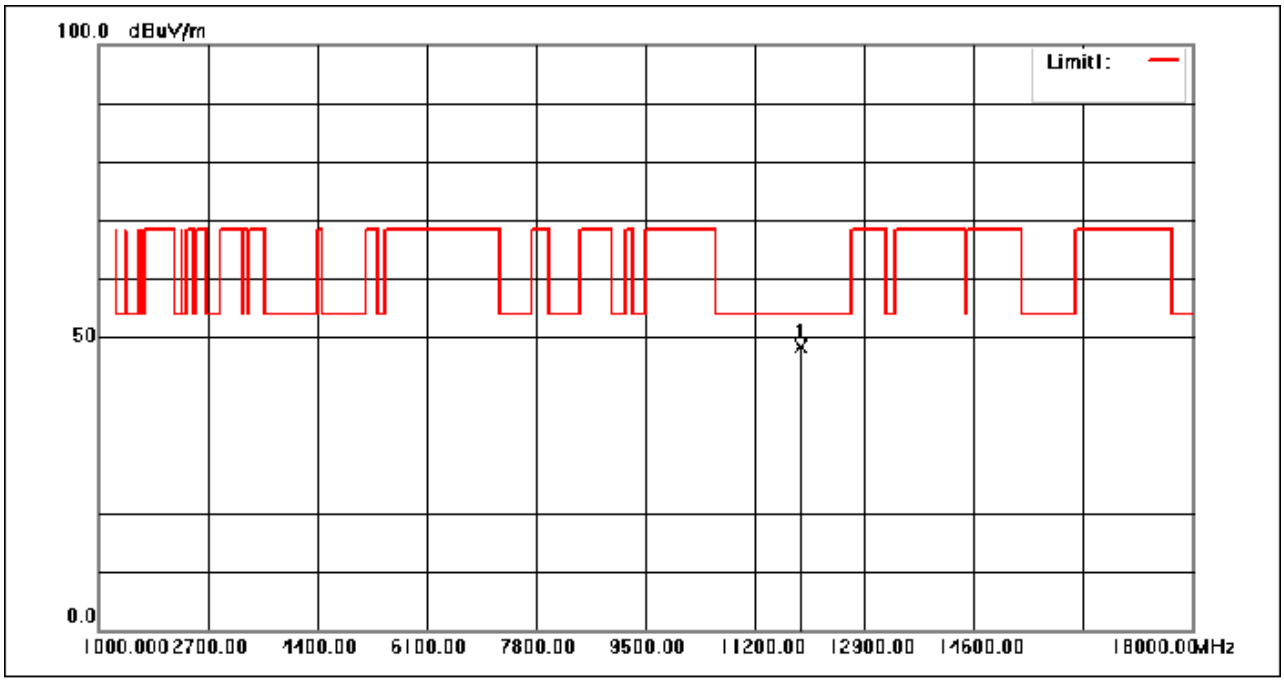

No.	Frequency (MHz)	Reading (dBuV)	Correction factor(dB/m)	Result (dBuV/m)	Limit (dBuV/m)	Margin (dB)	Remark
1	11910.330	46.04	2.32	48.36	54.00	-5.64	peak

Test Mode: 02; Polarity: Vertical; Modulation:802.11ax(MIMO); Bandwidth:20MHz; Channel:Low

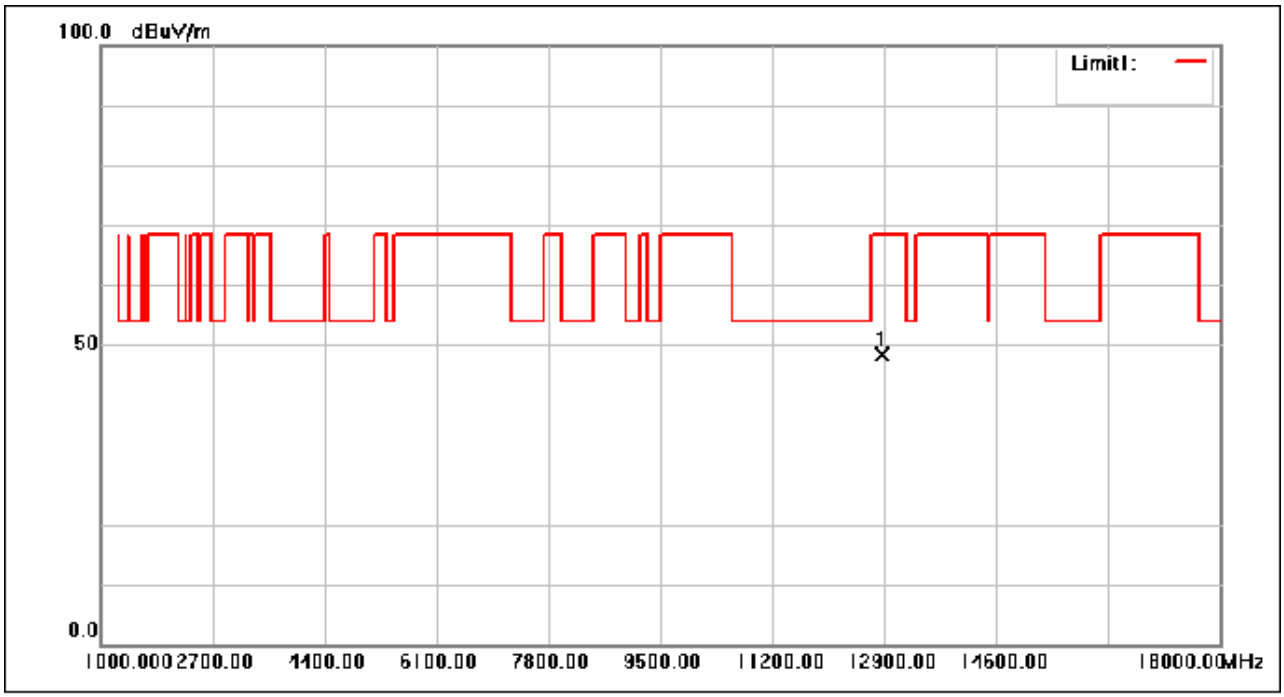

No.	Frequency (MHz)	Reading (dBuV)	Correction factor(dB/m)	Result (dBuV/m)	Limit (dBuV/m)	Margin (dB)	Remark
1	12870.390	45.14	3.32	48.46	68.30	-19.84	peak

Test Mode: 03; Polarity: Vertical; Modulation:802.11ax(MIMO); Bandwidth:20MHz; Channel:Low

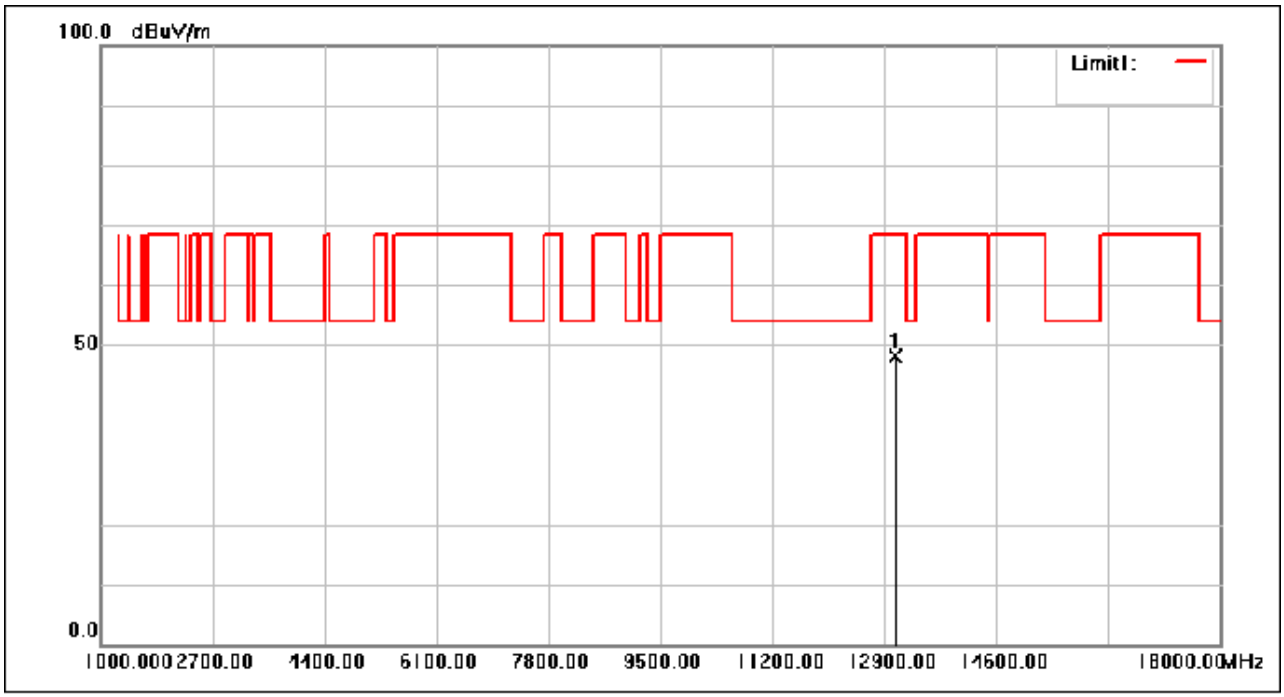

No.	Frequency (MHz)	Reading (dBuV)	Correction factor(dB/m)	Result (dBuV/m)	Limit (dBuV/m)	Margin (dB)	Remark
1	13070.090	44.47	3.58	48.05	68.30	-20.25	peak

Test Mode: 04; Polarity: Vertical; Modulation:802.11ax(MIMO); Bandwidth:20MHz; Channel:Low

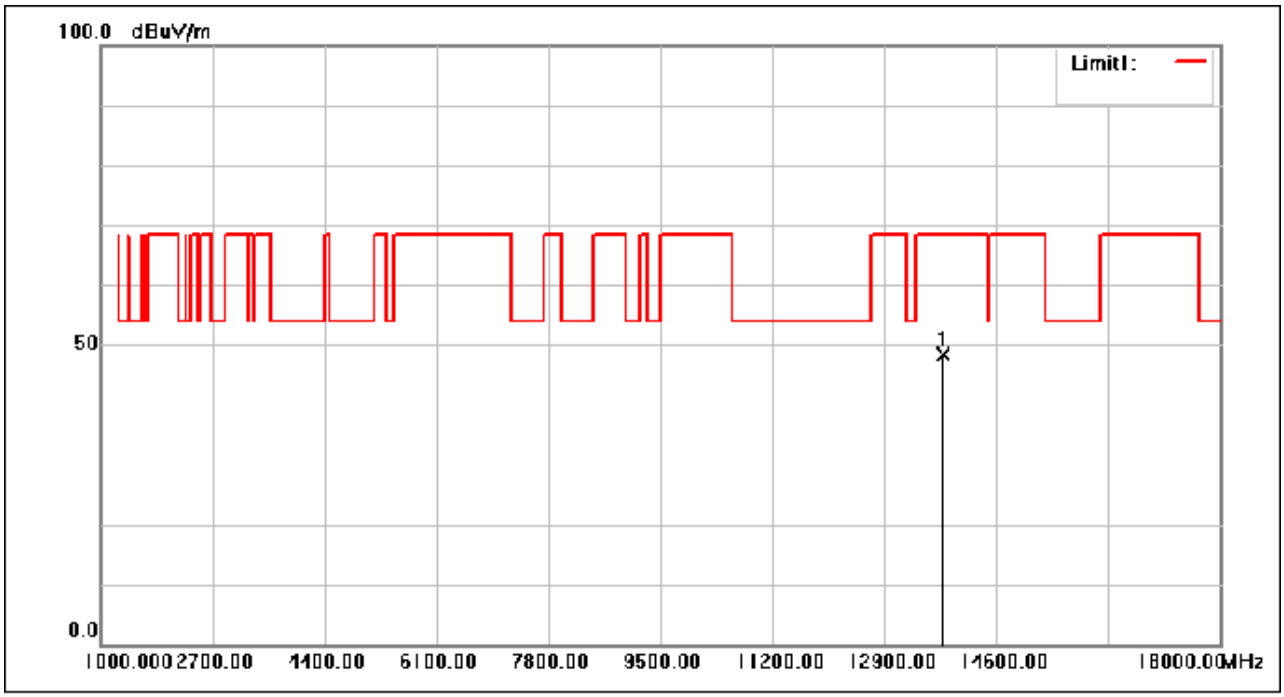

No.	Frequency (MHz)	Reading (dBuV)	Correction factor(dB/m)	Result (dBuV/m)	Limit (dBuV/m)	Margin (dB)	Remark
1	13790.060	45.16	3.31	48.47	68.30	-19.83	peak

Test Mode: 01; Polarity: Horizontal; Modulation:802.11ax(MIMO); Bandwidth:20MHz; Channel:middle

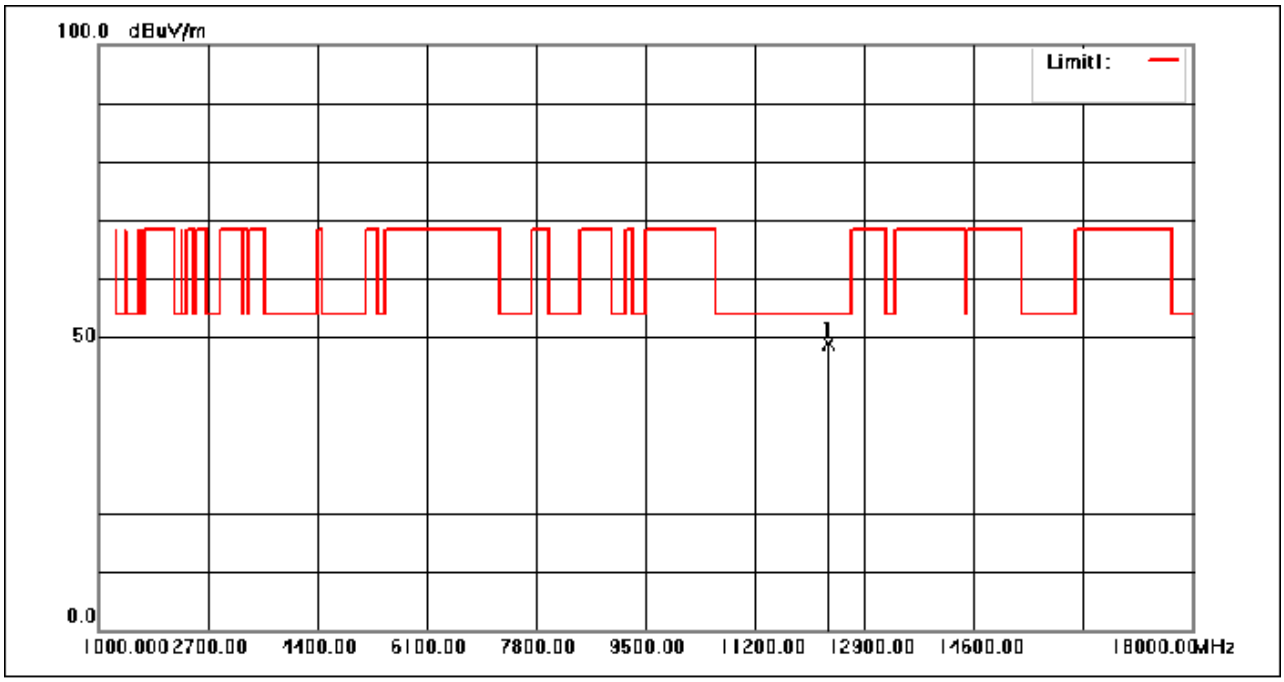

No.	Frequency (MHz)	Reading (dBuV)	Correction factor(dB/m)	Result (dBuV/m)	Limit (dBuV/m)	Margin (dB)	Remark
1	12350.550	46.69	2.22	48.91	54.00	-5.09	peak

Test Mode: 02; Polarity: Horizontal; Modulation:802.11ax(MIMO); Bandwidth:20MHz; Channel:middle

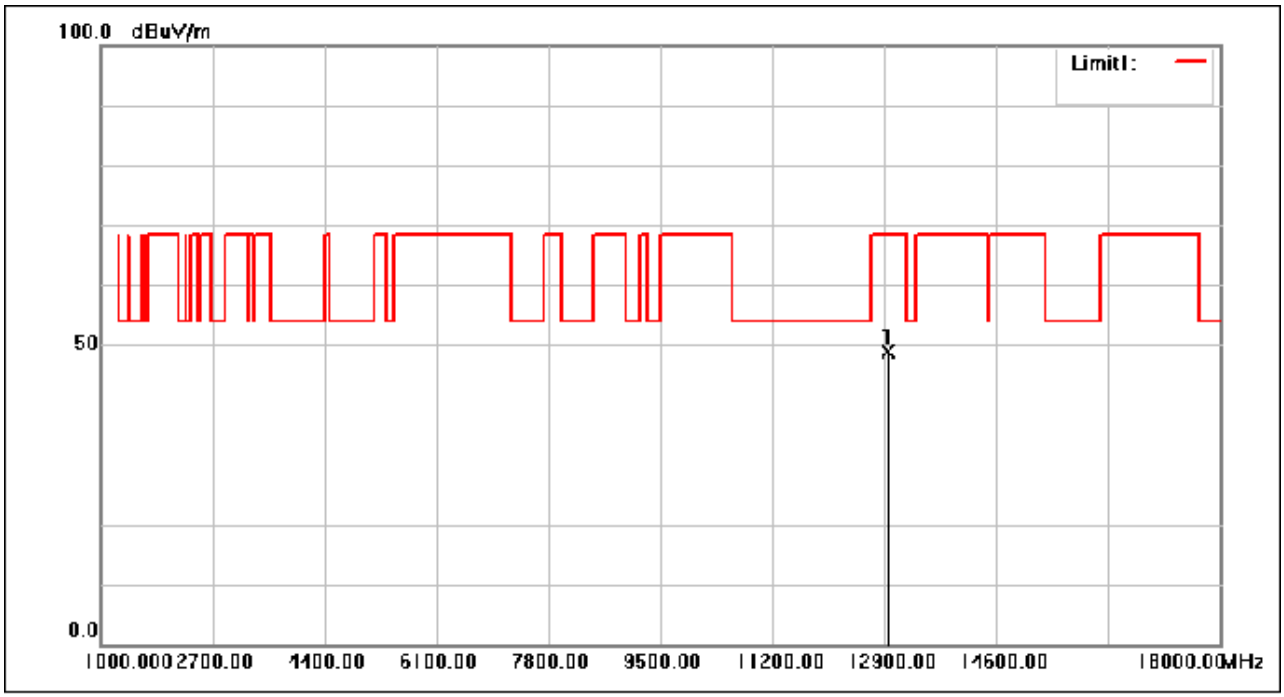

No.	Frequency (MHz)	Reading (dBuV)	Correction factor(dB/m)	Result (dBuV/m)	Limit (dBuV/m)	Margin (dB)	Remark
1	12950.010	45.30	3.59	48.89	68.30	-19.41	peak

Test Mode: 03; Polarity: Horizontal; Modulation:802.11ax(MIMO); Bandwidth:20MHz; Channel:middle

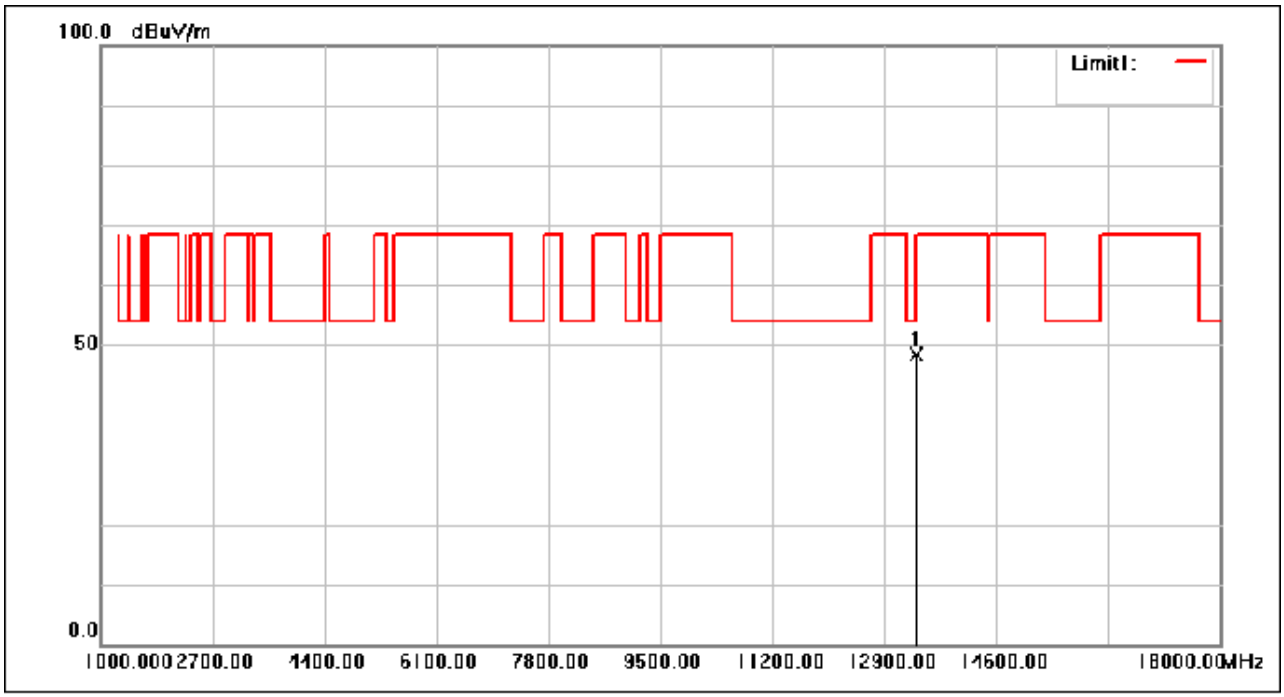

No.	Frequency (MHz)	Reading (dBuV)	Correction factor(dB/m)	Result (dBuV/m)	Limit (dBuV/m)	Margin (dB)	Remark
1	13390.470	45.48	2.78	48.26	54.00	-5.74	peak

Test Mode: 04; Polarity: Horizontal; Modulation:802.11ax(MIMO); Bandwidth:20MHz; Channel:middle

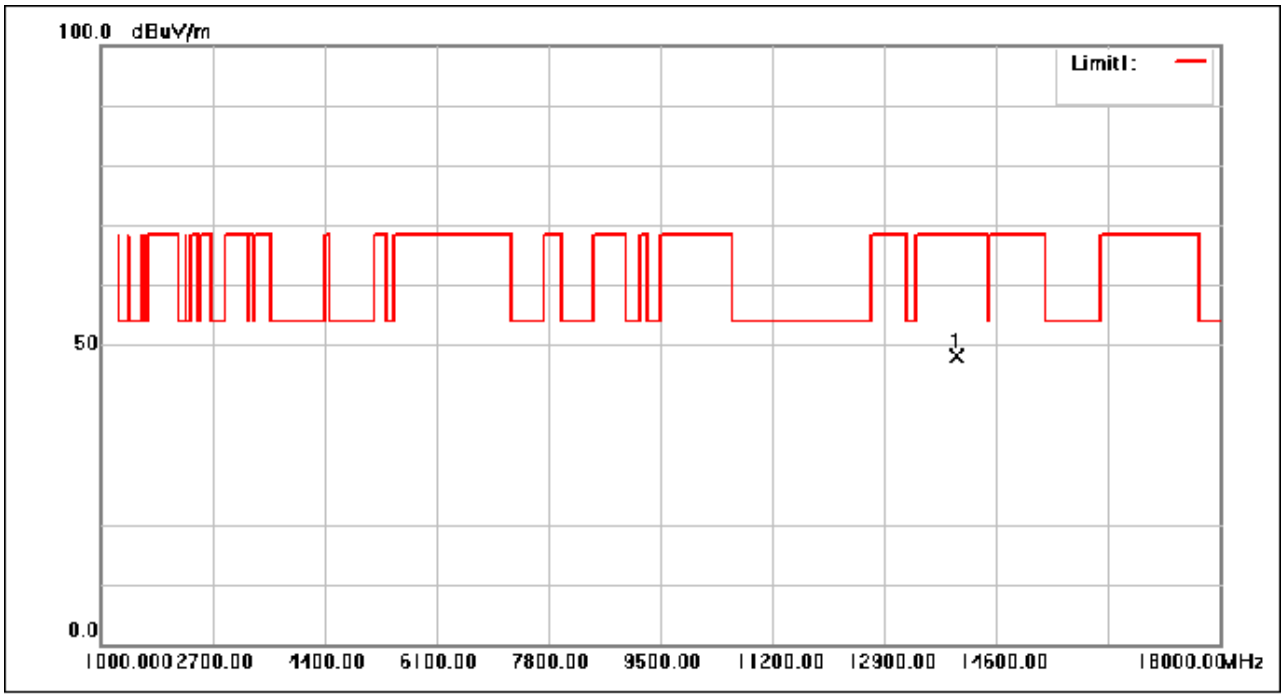

No.	Frequency (MHz)	Reading (dBuV)	Correction factor(dB/m)	Result (dBuV/m)	Limit (dBuV/m)	Margin (dB)	Remark
1	13990.870	44.16	3.86	48.02	68.30	-20.28	peak

Test Mode: 01; Polarity: Vertical; Modulation:802.11ax(MIMO); Bandwidth:20MHz; Channel:middle

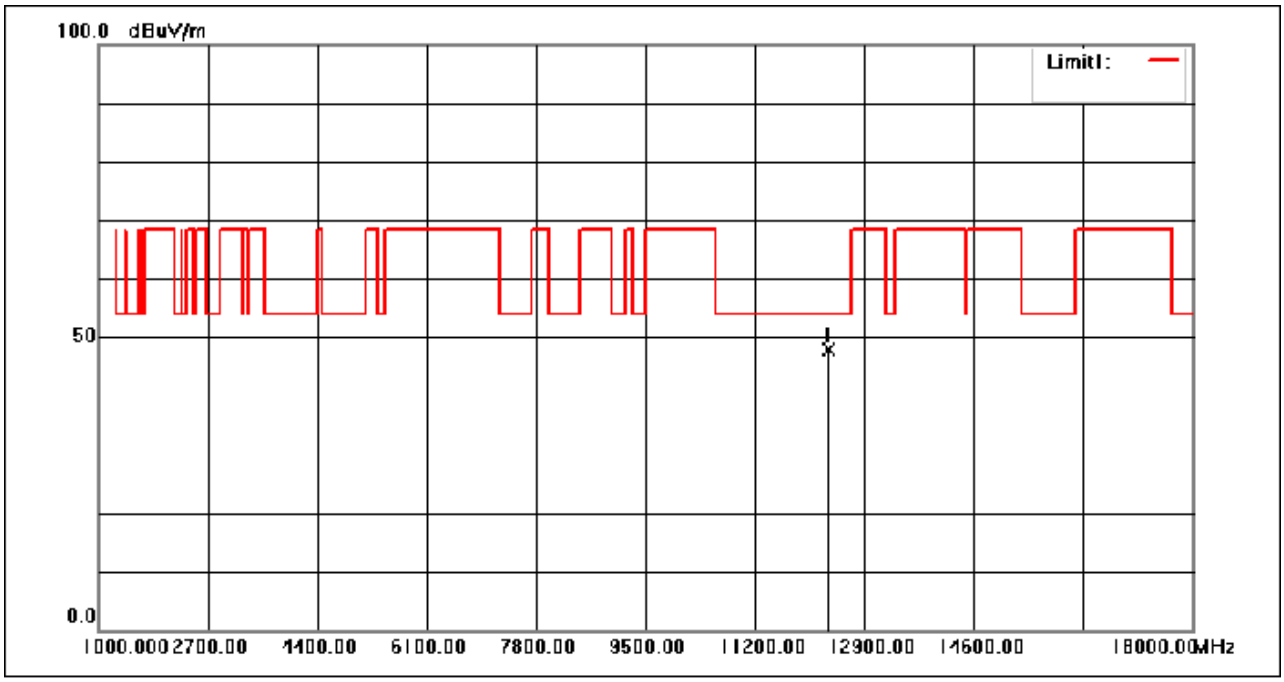

No.	Frequency (MHz)	Reading (dBuV)	Correction factor(dB/m)	Result (dBuV/m)	Limit (dBuV/m)	Margin (dB)	Remark
1	12350.450	45.67	2.22	47.89	54.00	-6.11	peak

Test Mode: 02; Polarity: Vertical; Modulation:802.11ax(MIMO); Bandwidth:20MHz; Channel:middle

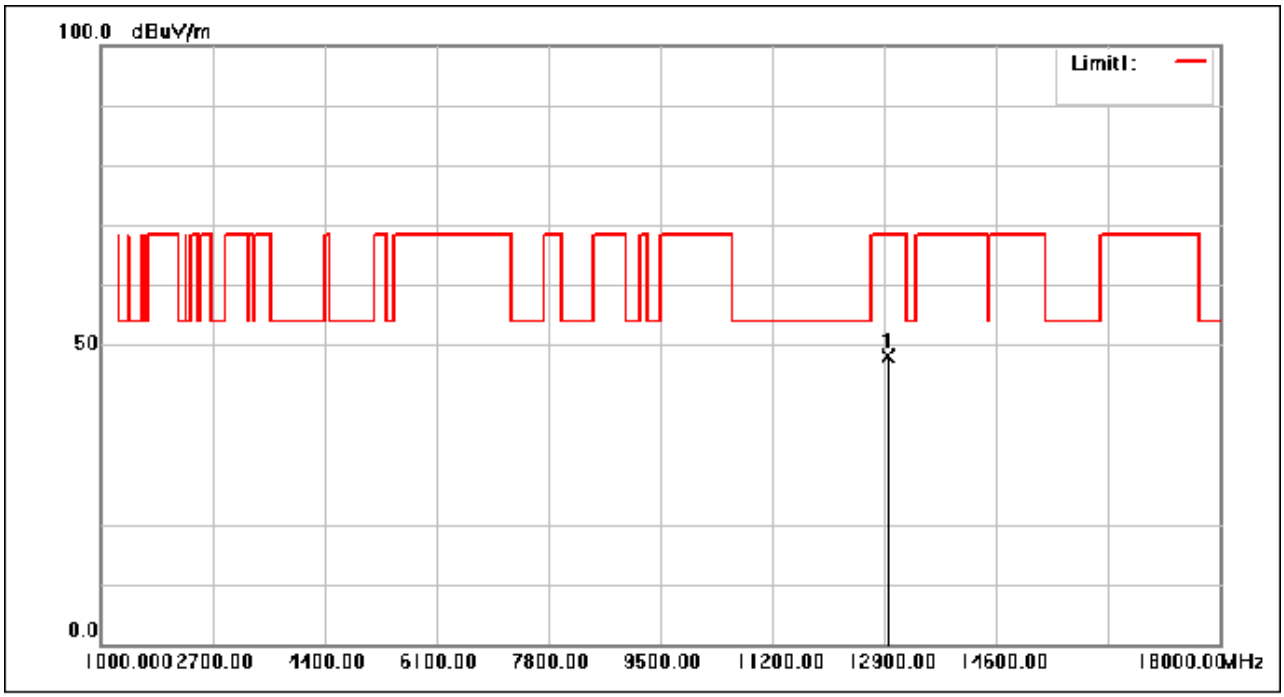

No.	Frequency (MHz)	Reading (dBuV)	Correction factor(dB/m)	Result (dBuV/m)	Limit (dBuV/m)	Margin (dB)	Remark
1	12950.120	44.62	3.59	48.21	68.30	-20.09	peak

Test Mode: 03; Polarity: Vertical; Modulation:802.11ax(MIMO); Bandwidth:20MHz; Channel:middle

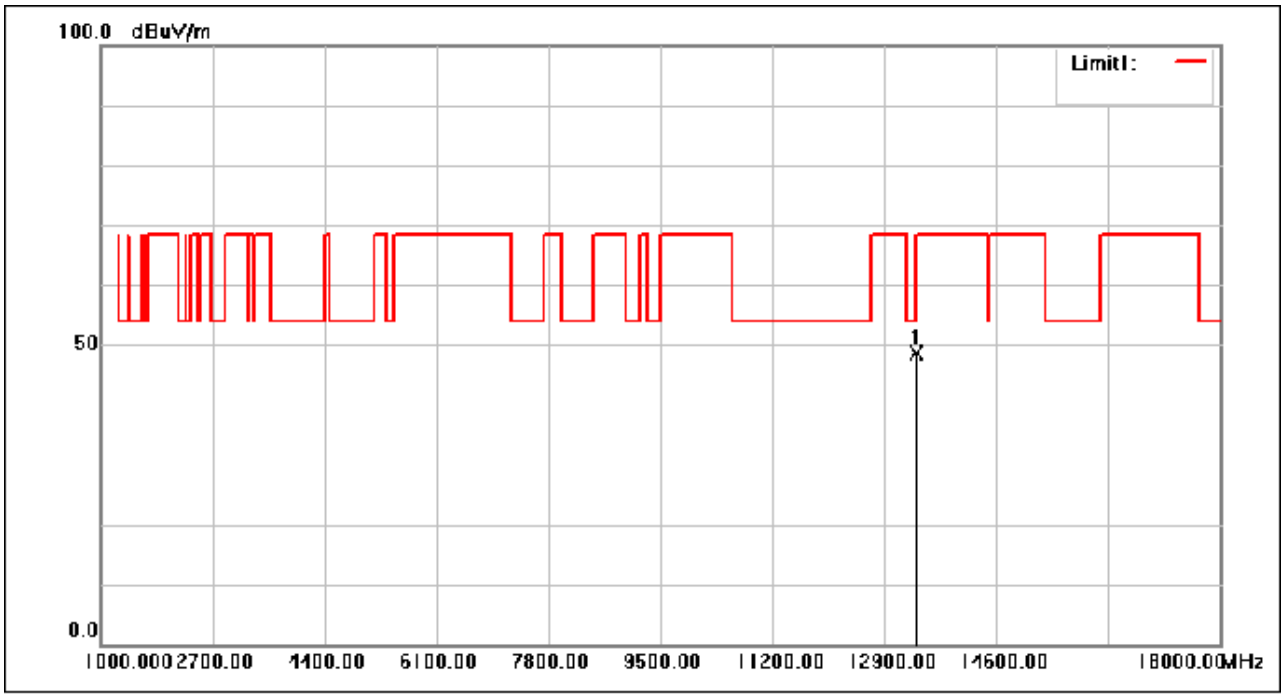

No.	Frequency (MHz)	Reading (dBuV)	Correction factor(dB/m)	Result (dBuV/m)	Limit (dBuV/m)	Margin (dB)	Remark
1	13390.800	45.80	2.78	48.58	54.00	-5.42	peak

Test Mode: 04; Polarity: Vertical; Modulation:802.11ax(MIMO); Bandwidth:20MHz; Channel:middle

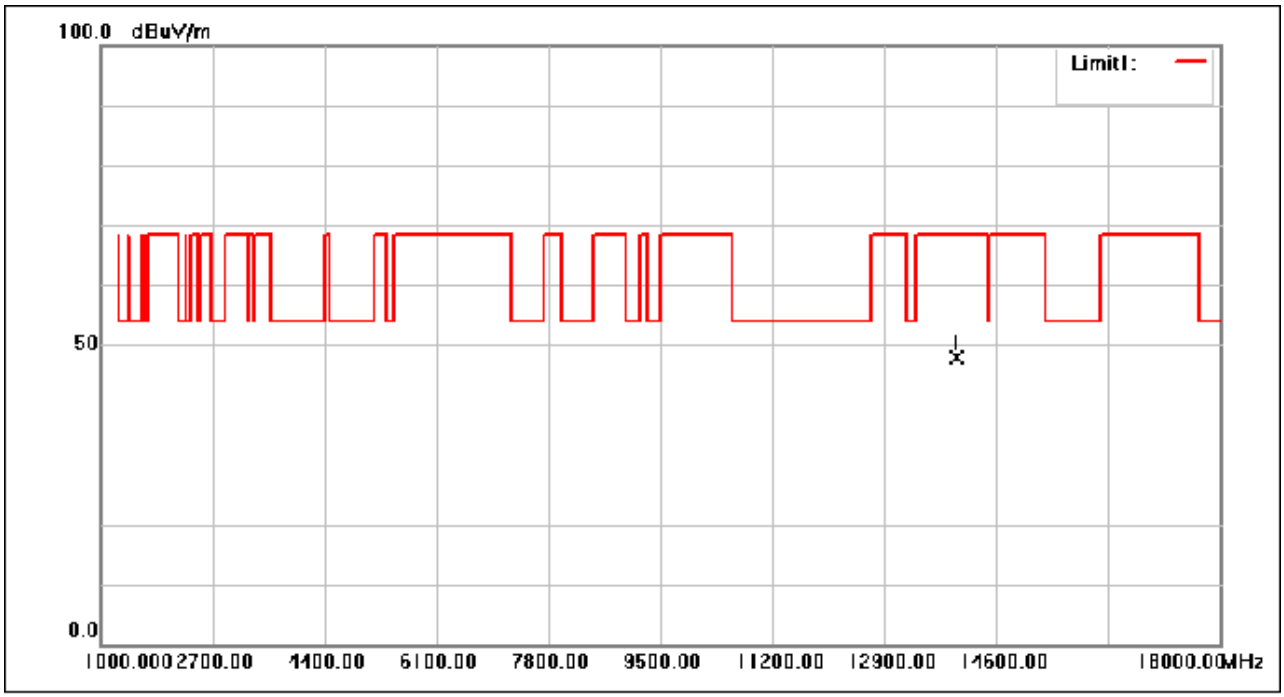

No.	Frequency (MHz)	Reading (dBuV)	Correction factor(dB/m)	Result (dBuV/m)	Limit (dBuV/m)	Margin (dB)	Remark
1	13990.160	44.02	3.86	47.88	68.30	-20.42	peak

Test Mode: 01; Polarity: Horizontal; Modulation:802.11ax(MIMO); Bandwidth:20MHz; Channel:High

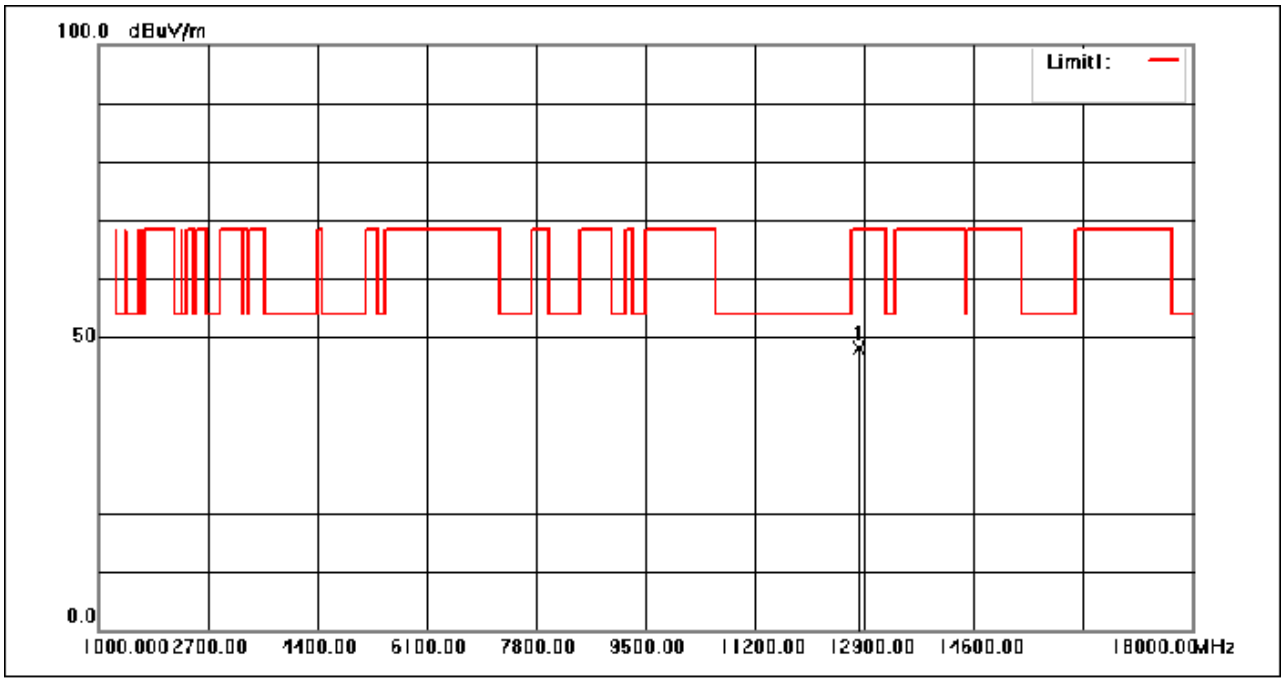

No.	Frequency (MHz)	Reading (dBuV)	Correction factor(dB/m)	Result (dBuV/m)	Limit (dBuV/m)	Margin (dB)	Remark
1	12830.180	45.01	3.18	48.19	68.30	-20.11	peak

Test Mode: 02; Polarity: Horizontal; Modulation:802.11ax(MIMO); Bandwidth:20MHz; Channel:High

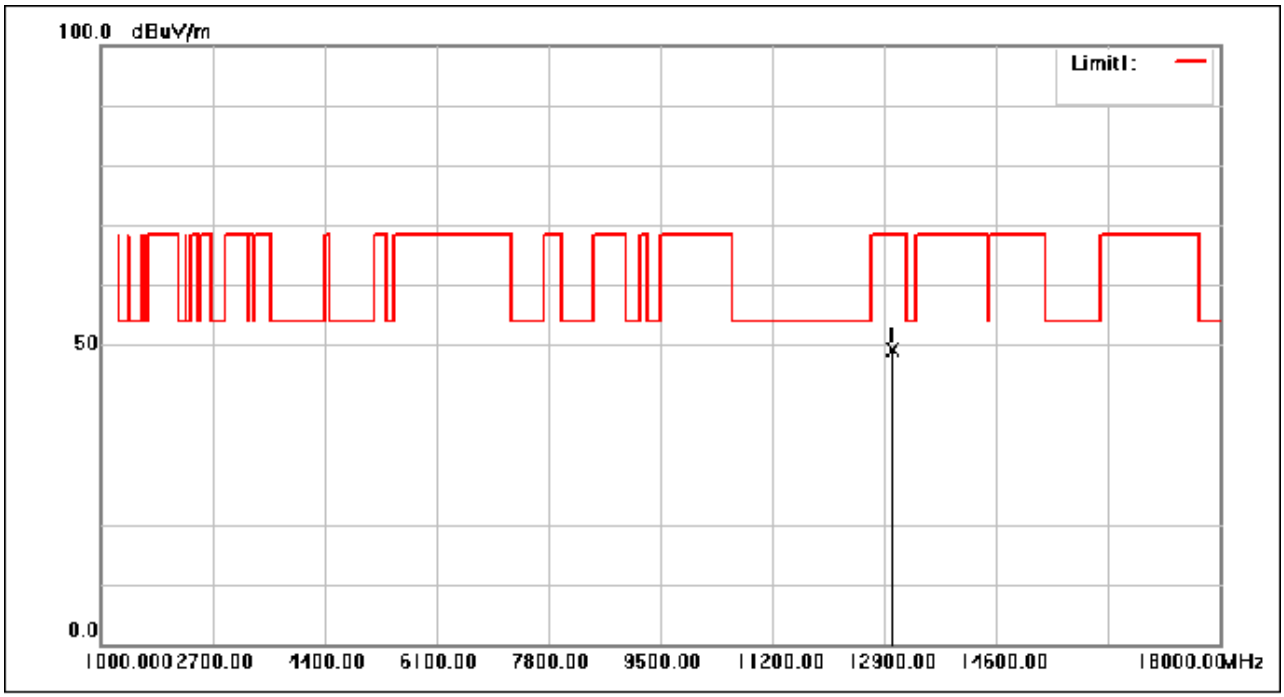

No.	Frequency (MHz)	Reading (dBuV)	Correction factor(dB/m)	Result (dBuV/m)	Limit (dBuV/m)	Margin (dB)	Remark
1	13030.470	45.34	3.69	49.03	68.30	-19.27	peak

Test Mode: 03; Polarity: Horizontal; Modulation:802.11ax(MIMO); Bandwidth:20MHz; Channel:High

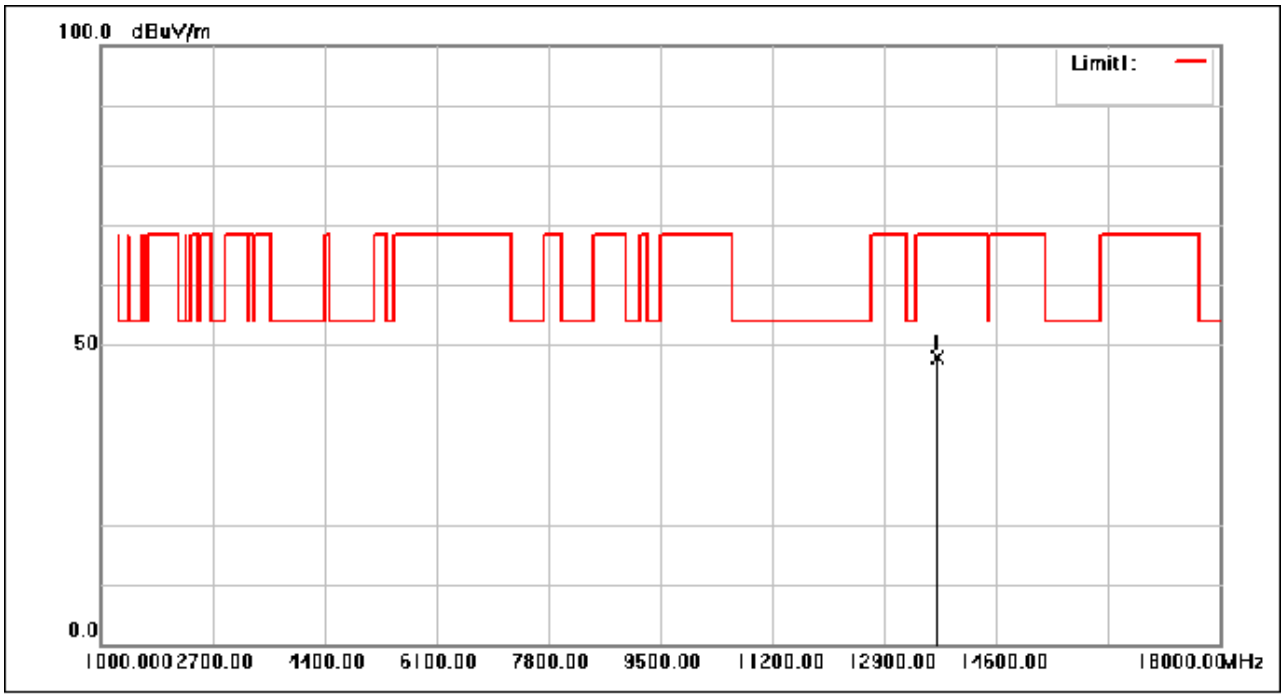

No.	Frequency (MHz)	Reading (dBuV)	Correction factor(dB/m)	Result (dBuV/m)	Limit (dBuV/m)	Margin (dB)	Remark
1	13710.610	44.80	3.09	47.89	68.30	-20.41	peak

Test Mode: 04; Polarity: Horizontal; Modulation:802.11ax(MIMO); Bandwidth:20MHz; Channel:High

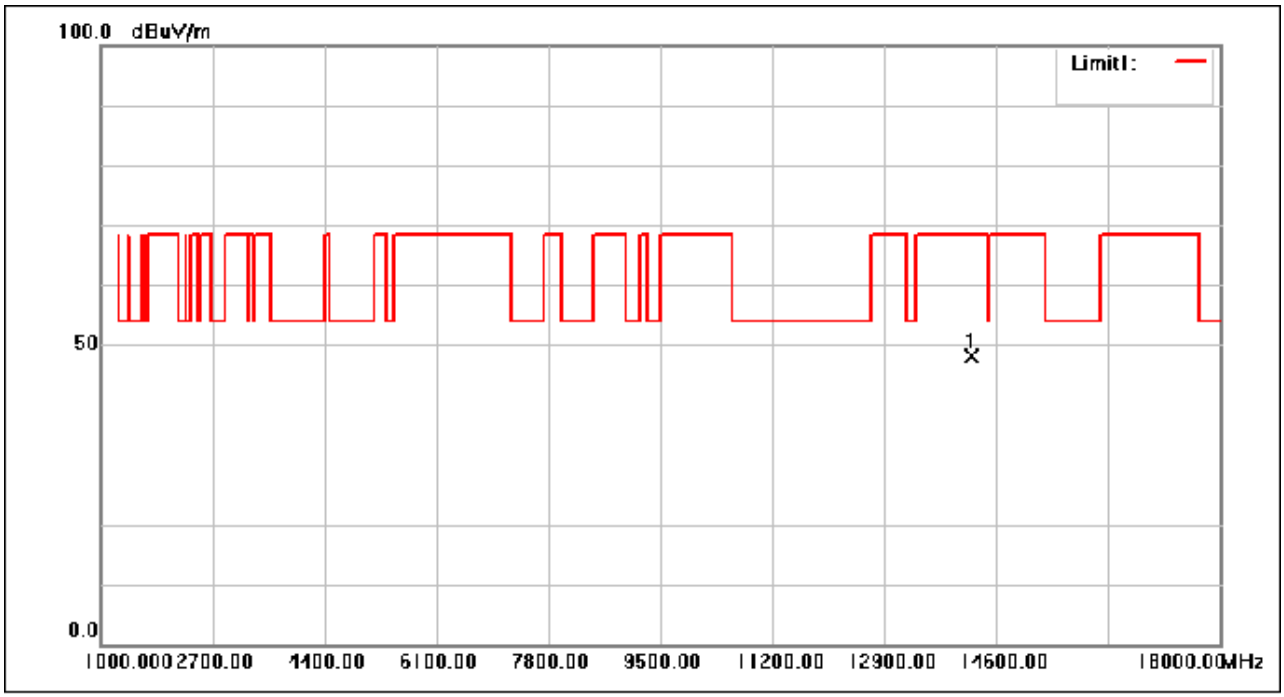

No.	Frequency (MHz)	Reading (dBuV)	Correction factor(dB/m)	Result (dBuV/m)	Limit (dBuV/m)	Margin (dB)	Remark
1	14230.660	43.62	4.58	48.20	68.30	-20.10	peak

Test Mode: 01; Polarity: Vertical; Modulation:802.11ax(MIMO); Bandwidth:20MHz; Channel:High

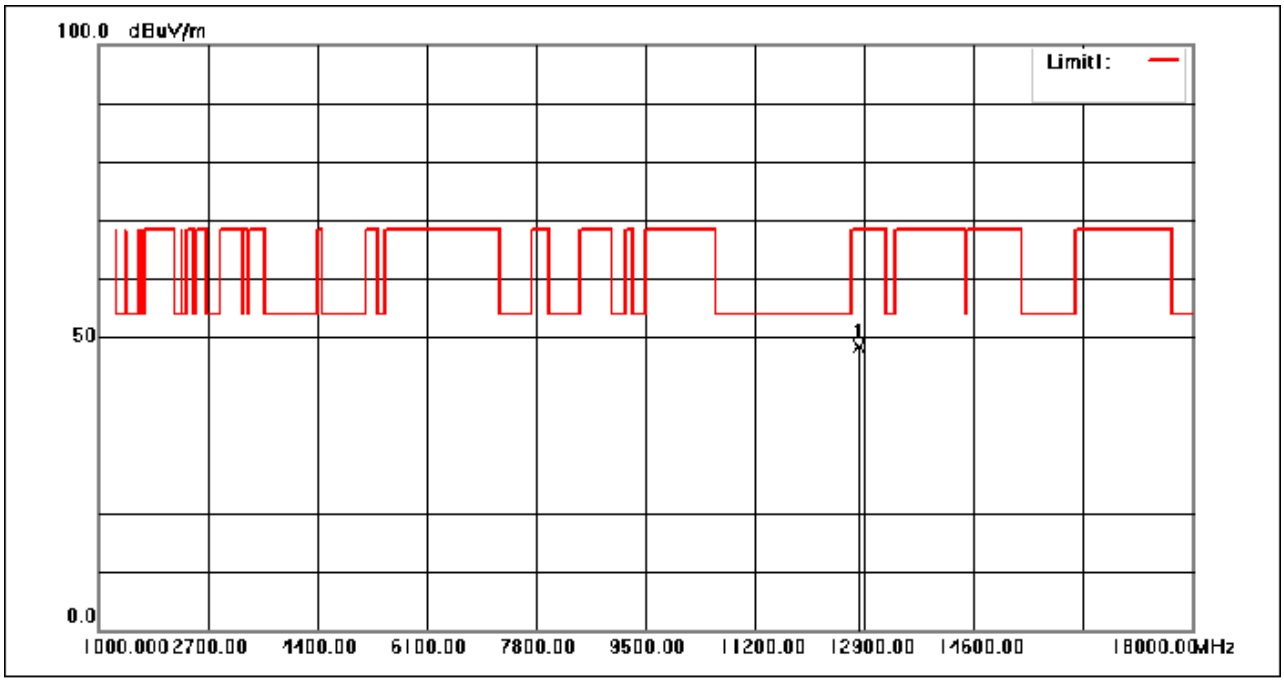

No.	Frequency (MHz)	Reading (dBuV)	Correction factor(dB/m)	Result (dBuV/m)	Limit (dBuV/m)	Margin (dB)	Remark
1	12830.700	45.15	3.19	48.34	68.30	-19.96	peak

Test Mode: 02; Polarity: Vertical; Modulation:802.11ax(MIMO); Bandwidth:20MHz; Channel:High

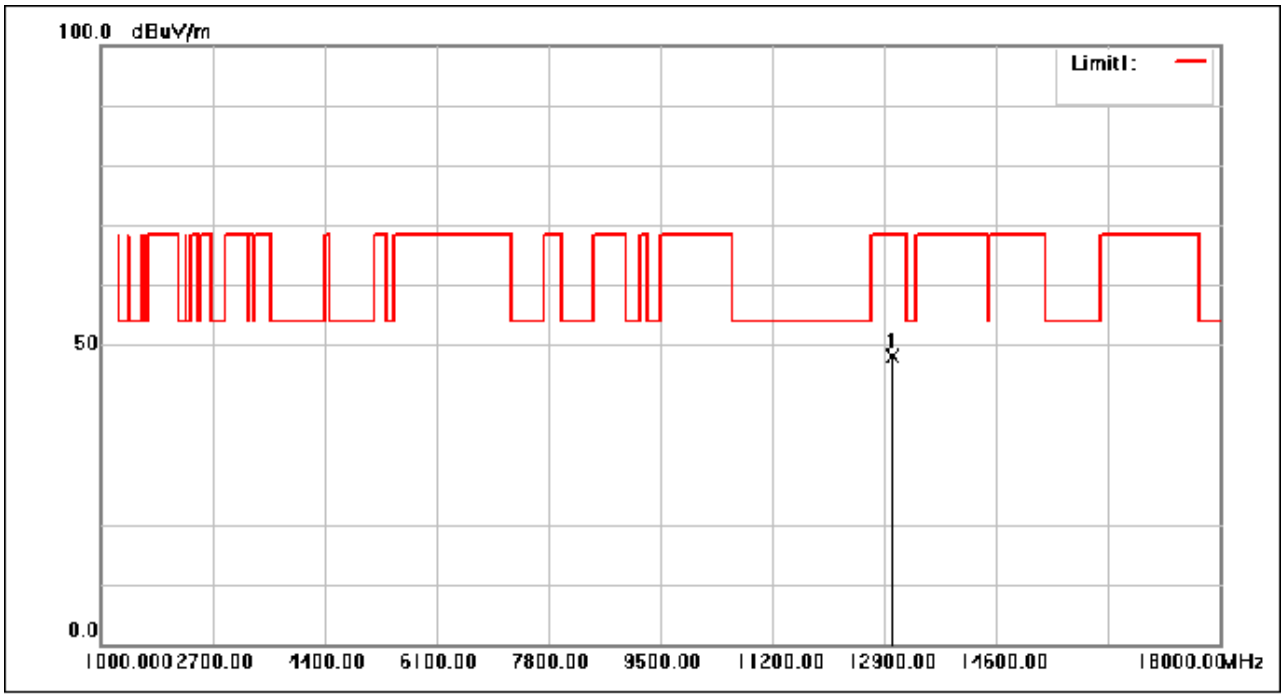

No.	Frequency (MHz)	Reading (dBuV)	Correction factor(dB/m)	Result (dBuV/m)	Limit (dBuV/m)	Margin (dB)	Remark
1	13030.780	44.56	3.68	48.24	68.30	-20.06	peak

Test Mode: 03; Polarity: Vertical; Modulation:802.11ax(MIMO); Bandwidth:20MHz; Channel:High

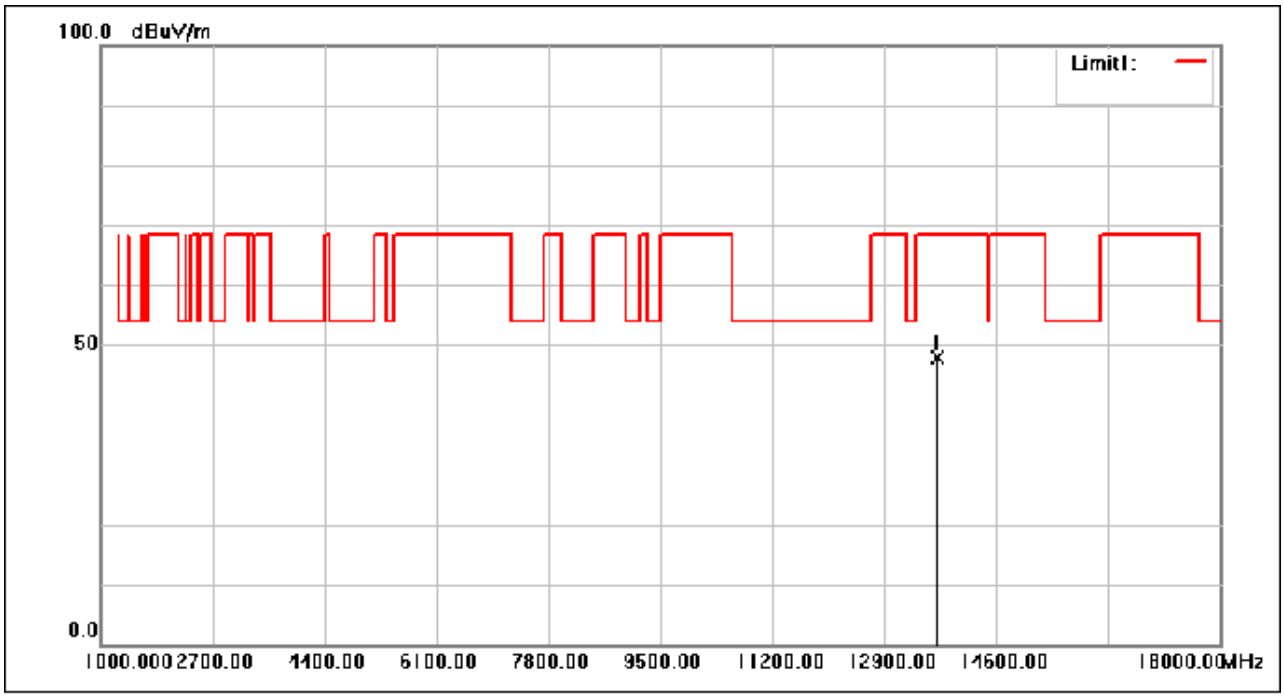

No.	Frequency (MHz)	Reading (dBuV)	Correction factor(dB/m)	Result (dBuV/m)	Limit (dBuV/m)	Margin (dB)	Remark
1	13710.060	44.82	3.09	47.91	68.30	-20.39	peak

Test Mode: 04; Polarity: Vertical; Modulation:802.11ax(MIMO); Bandwidth:20MHz; Channel:High

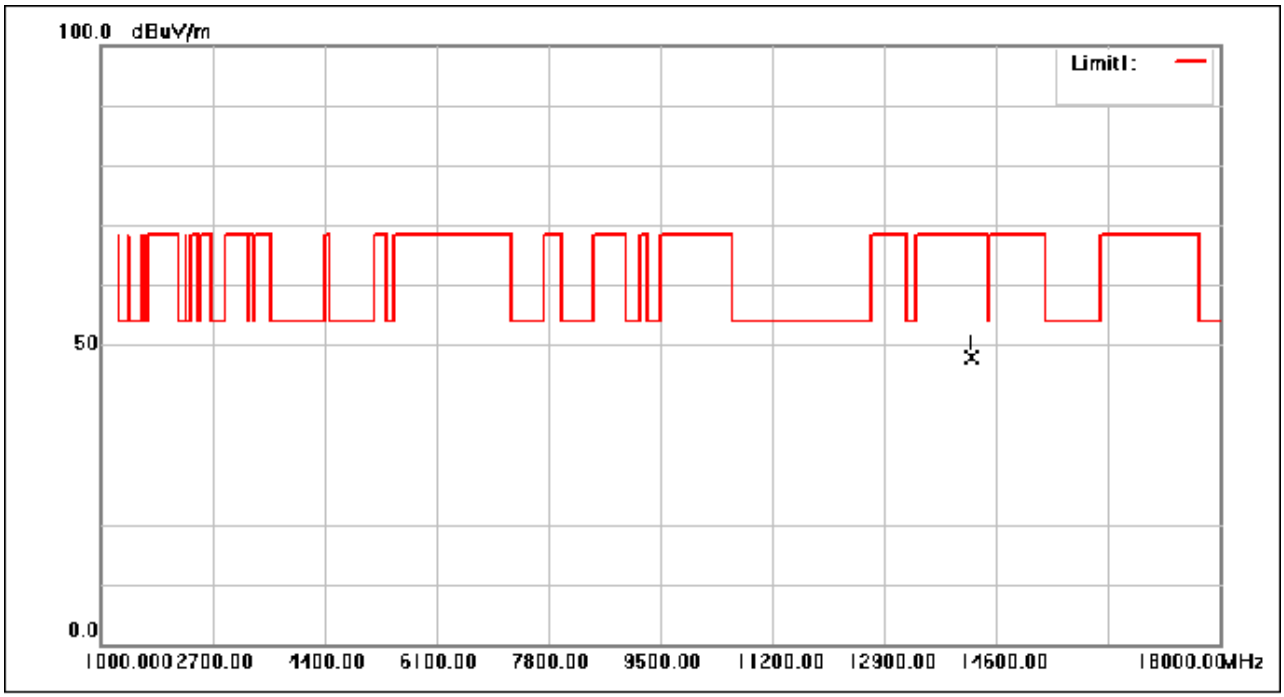

No.	Frequency (MHz)	Reading (dBuV)	Correction factor(dB/m)	Result (dBuV/m)	Limit (dBuV/m)	Margin (dB)	Remark
1	14230.260	43.40	4.58	47.98	68.30	-20.32	peak

Test Mode: 01; Polarity: Horizontal; Modulation:802.11ax(MIMO); Bandwidth:40MHz; Channel:Low

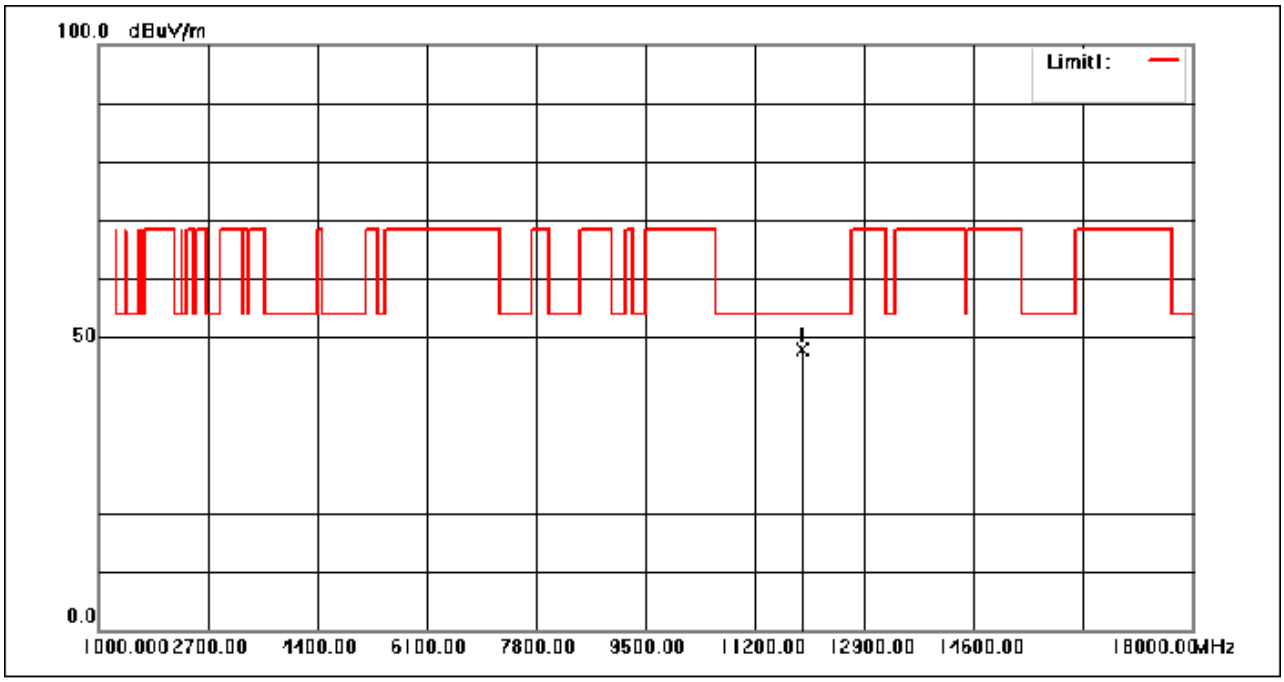

No.	Frequency (MHz)	Reading (dBuV)	Correction factor(dB/m)	Result (dBuV/m)	Limit (dBuV/m)	Margin (dB)	Remark
1	11930.220	45.55	2.38	47.93	54.00	-6.07	peak

Test Mode: 02; Polarity: Horizontal; Modulation:802.11ax(MIMO); Bandwidth:40MHz; Channel:Low

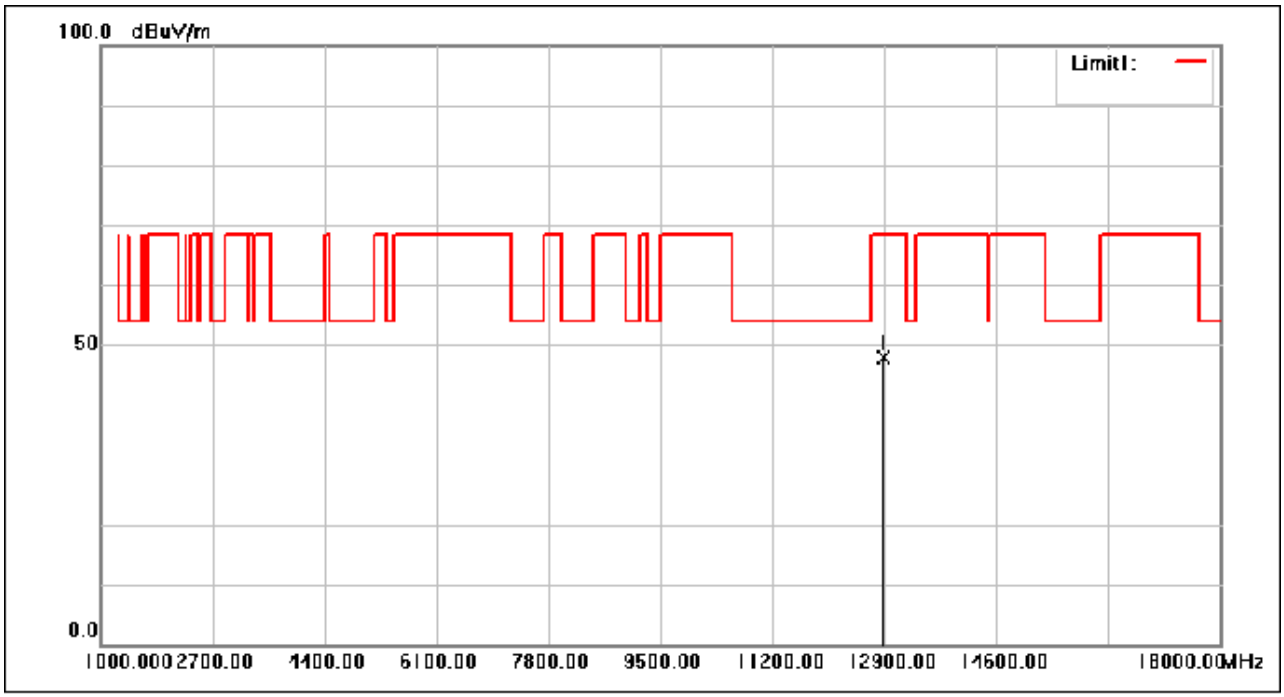

No.	Frequency (MHz)	Reading (dBuV)	Correction factor(dB/m)	Result (dBuV/m)	Limit (dBuV/m)	Margin (dB)	Remark
1	12890.630	44.41	3.39	47.80	68.30	-20.50	peak

Test Mode: 03; Polarity: Horizontal; Modulation:802.11ax(MIMO); Bandwidth:40MHz; Channel:Low

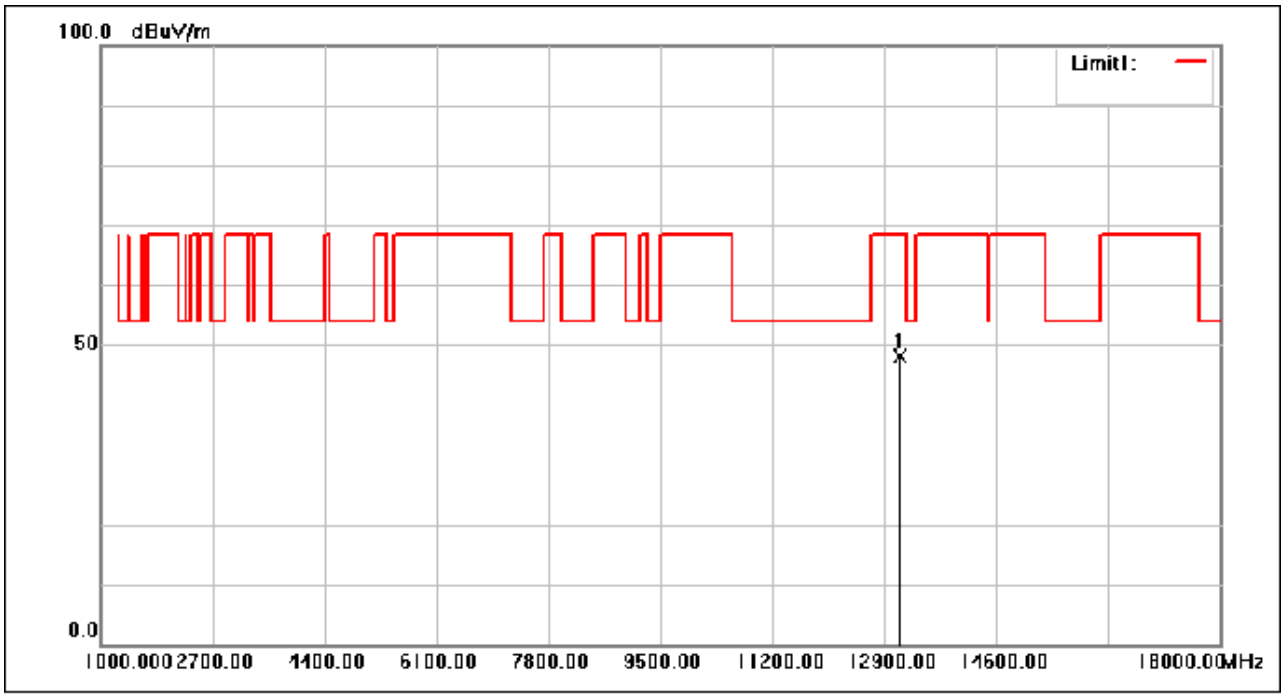

No.	Frequency (MHz)	Reading (dBuV)	Correction factor(dB/m)	Result (dBuV/m)	Limit (dBuV/m)	Margin (dB)	Remark
1	13130.770	44.77	3.43	48.20	68.30	-20.10	peak

Test Mode: 04; Polarity: Horizontal; Modulation:802.11ax(MIMO); Bandwidth:40MHz; Channel:Low

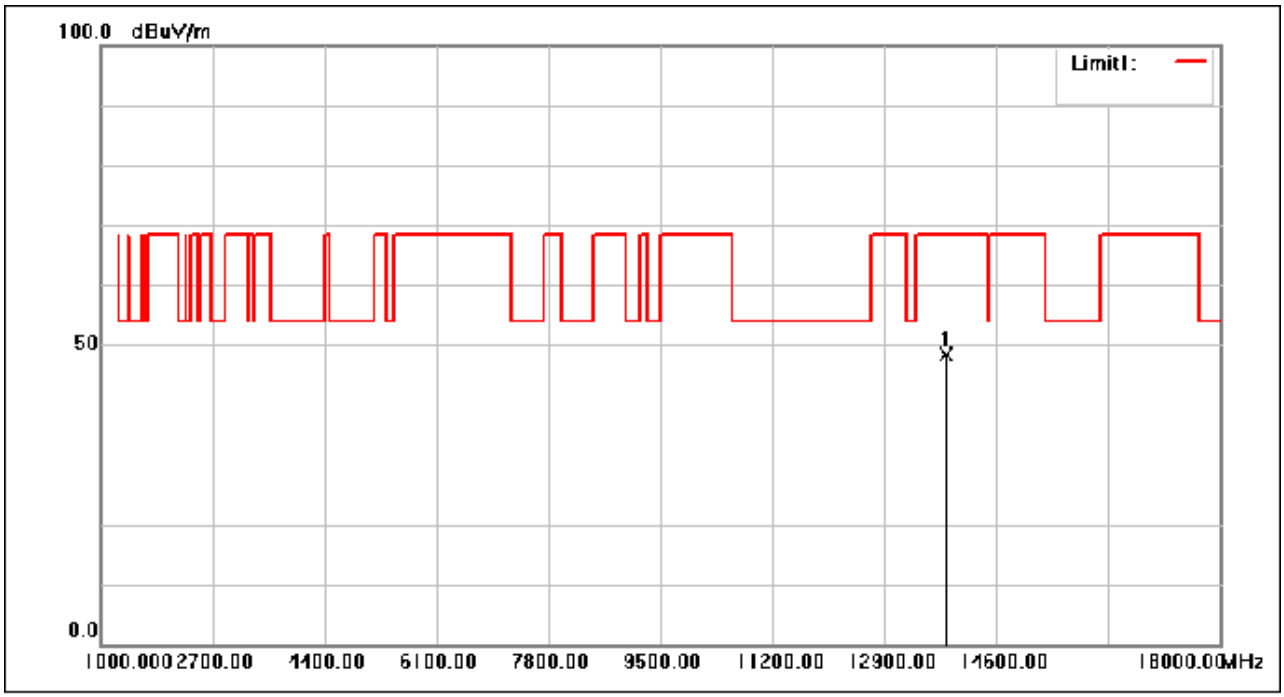

No.	Frequency (MHz)	Reading (dBuV)	Correction factor(dB/m)	Result (dBuV/m)	Limit (dBuV/m)	Margin (dB)	Remark
1	13850.800	44.87	3.48	48.35	68.30	-19.95	peak

Test Mode: 01; Polarity: Vertical; Modulation:802.11ax(MIMO); Bandwidth:40MHz; Channel:Low

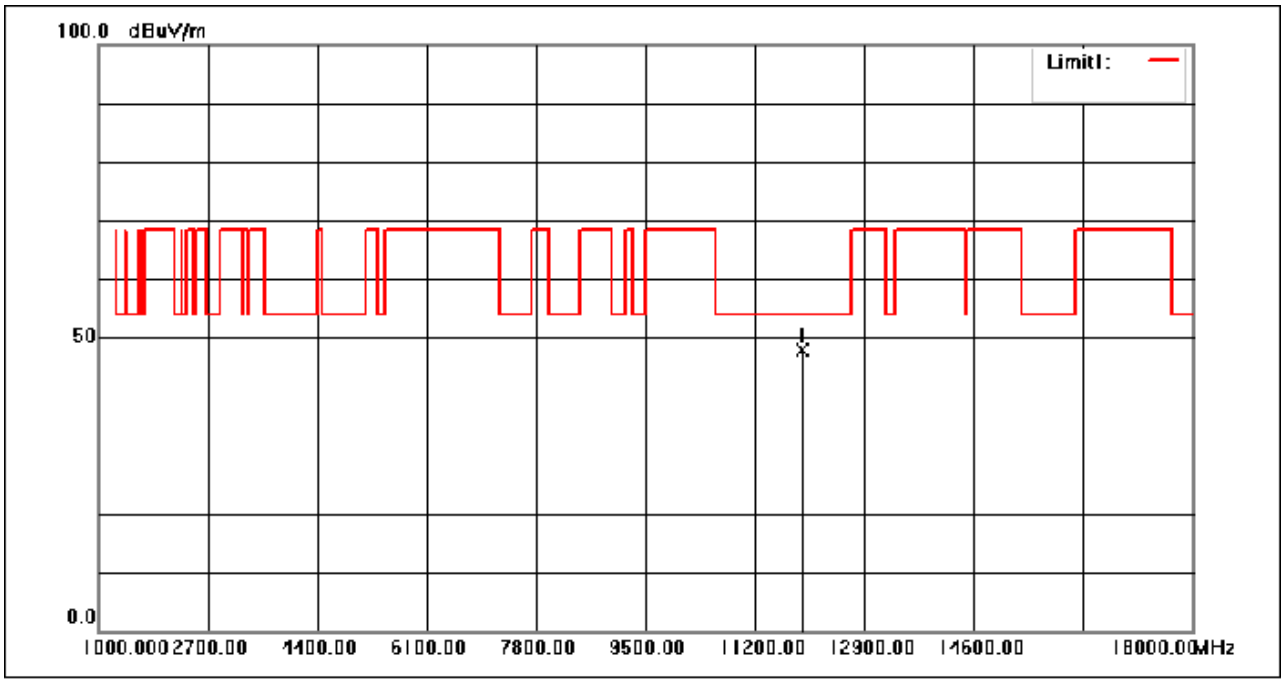

No.	Frequency (MHz)	Reading (dBuV)	Correction factor(dB/m)	Result (dBuV/m)	Limit (dBuV/m)	Margin (dB)	Remark
1	11930.420	45.47	2.38	47.85	54.00	-6.15	peak

Test Mode: 02; Polarity: Vertical; Modulation:802.11ax(MIMO); Bandwidth:40MHz; Channel:Low

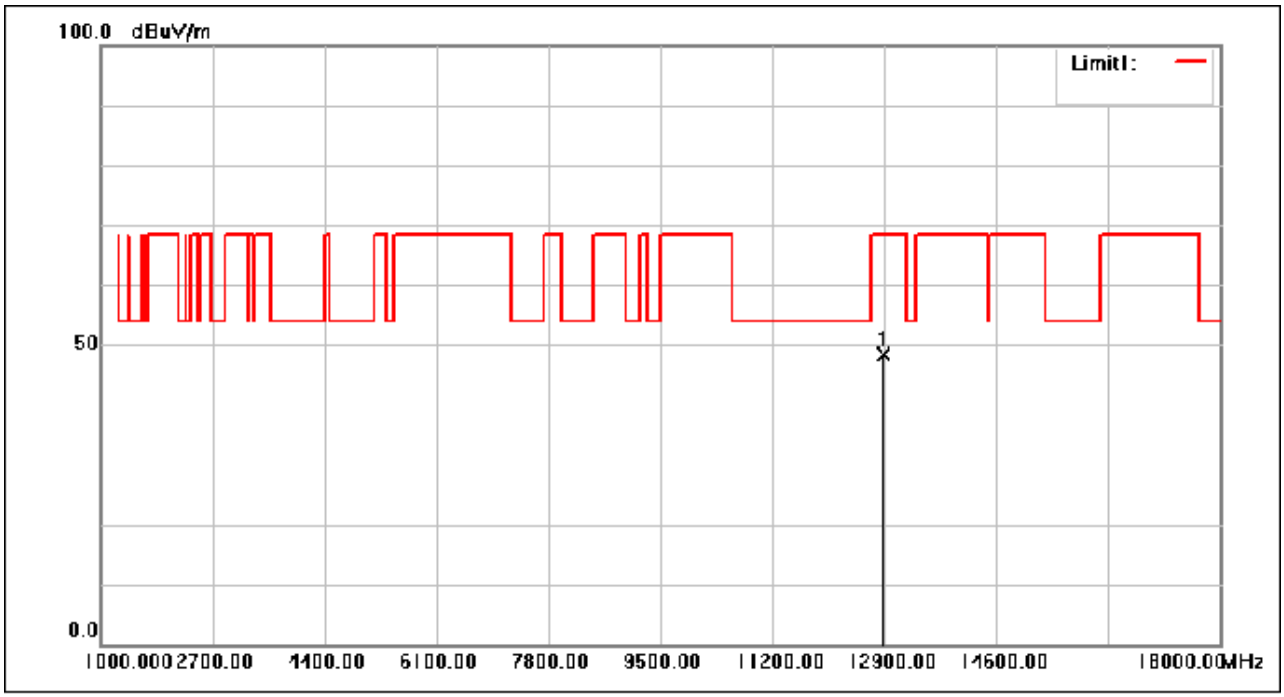

No.	Frequency (MHz)	Reading (dBuV)	Correction factor(dB/m)	Result (dBuV/m)	Limit (dBuV/m)	Margin (dB)	Remark
1	12890.110	44.96	3.38	48.34	68.30	-19.96	peak

Test Mode: 03; Polarity: Vertical; Modulation:802.11ax(MIMO); Bandwidth:40MHz; Channel:Low

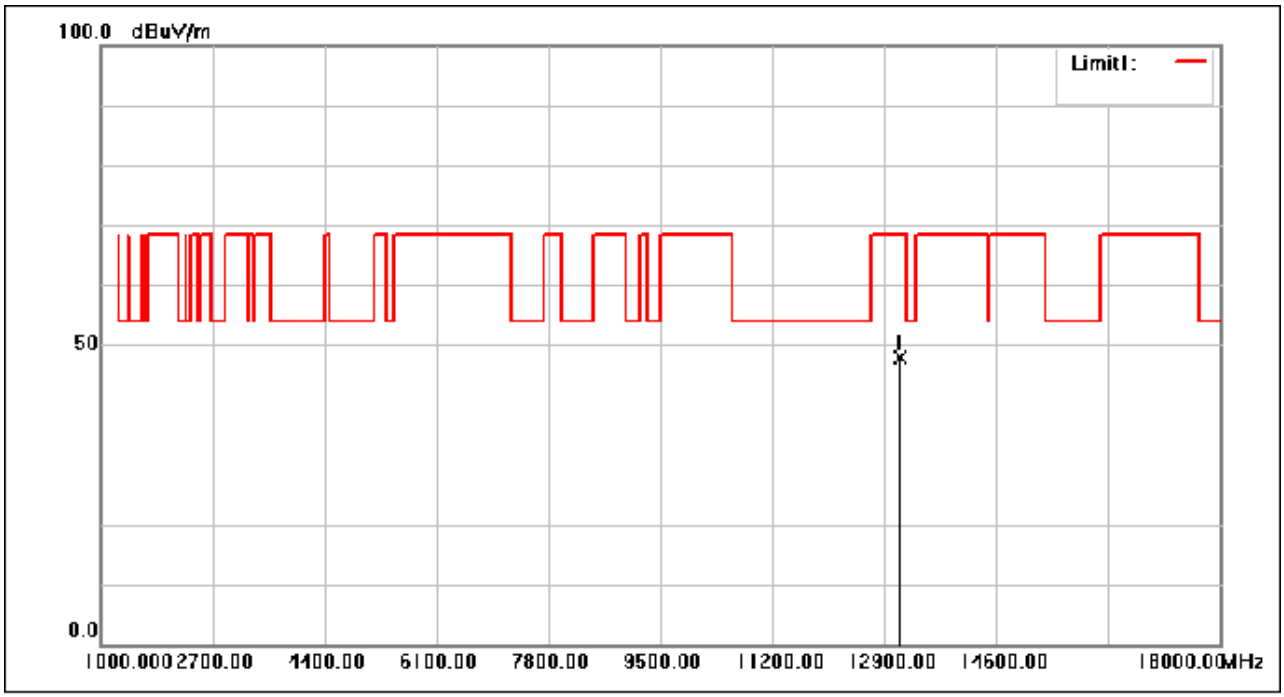

No.	Frequency (MHz)	Reading (dBuV)	Correction factor(dB/m)	Result (dBuV/m)	Limit (dBuV/m)	Margin (dB)	Remark
1	13130.550	44.47	3.43	47.90	68.30	-20.40	peak

Test Mode: 04; Polarity: Vertical; Modulation:802.11ax(MIMO); Bandwidth:40MHz; Channel:Low

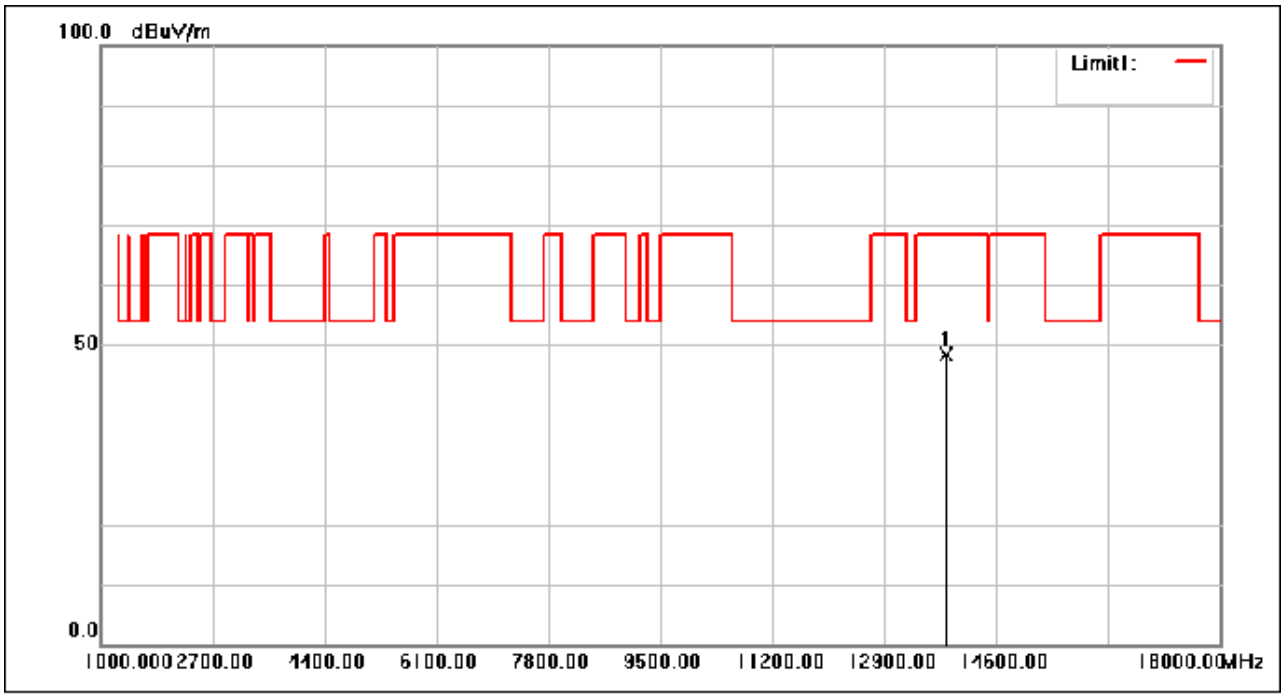

No.	Frequency (MHz)	Reading (dBuV)	Correction factor(dB/m)	Result (dBuV/m)	Limit (dBuV/m)	Margin (dB)	Remark
1	13850.310	44.90	3.48	48.38	68.30	-19.92	peak

Test Mode: 01; Polarity: Horizontal; Modulation:802.11ax(MIMO); Bandwidth:40MHz; Channel:middle

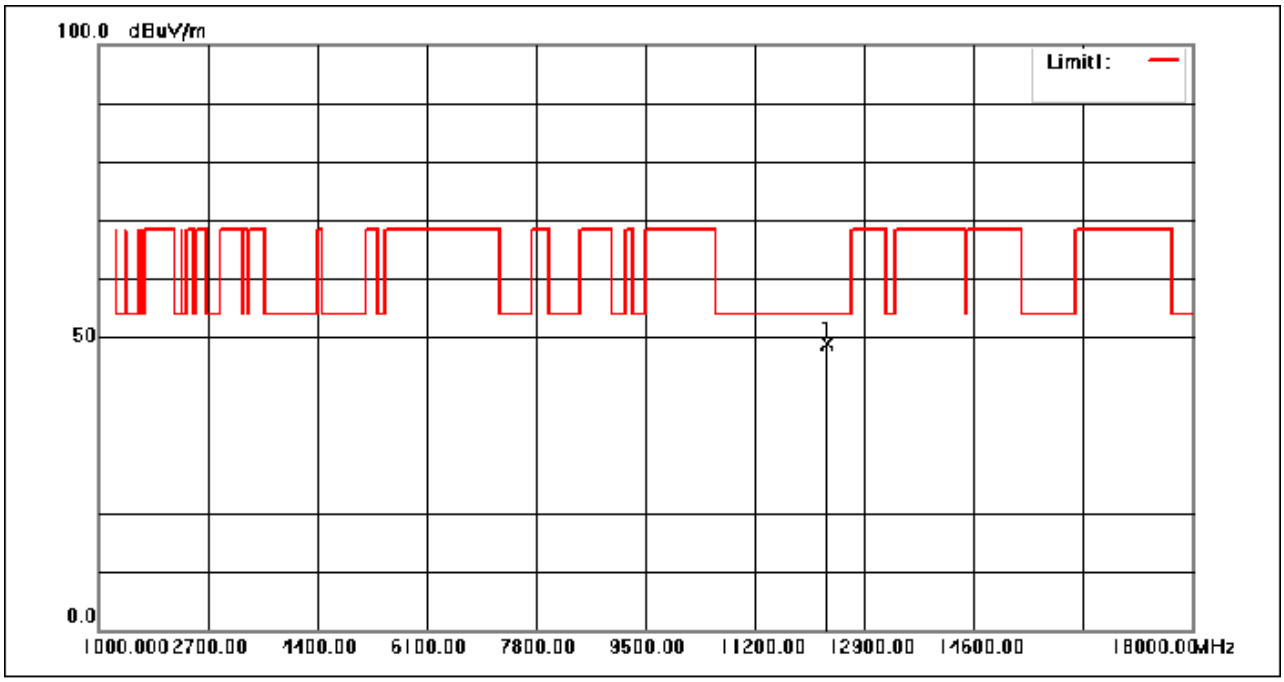

No.	Frequency (MHz)	Reading (dBuV)	Correction factor(dB/m)	Result (dBuV/m)	Limit (dBuV/m)	Margin (dB)	Remark
1	12330.380	46.63	2.25	48.88	54.00	-5.12	peak

Test Mode: 02; Polarity: Horizontal; Modulation:802.11ax(MIMO); Bandwidth:40MHz; Channel: High

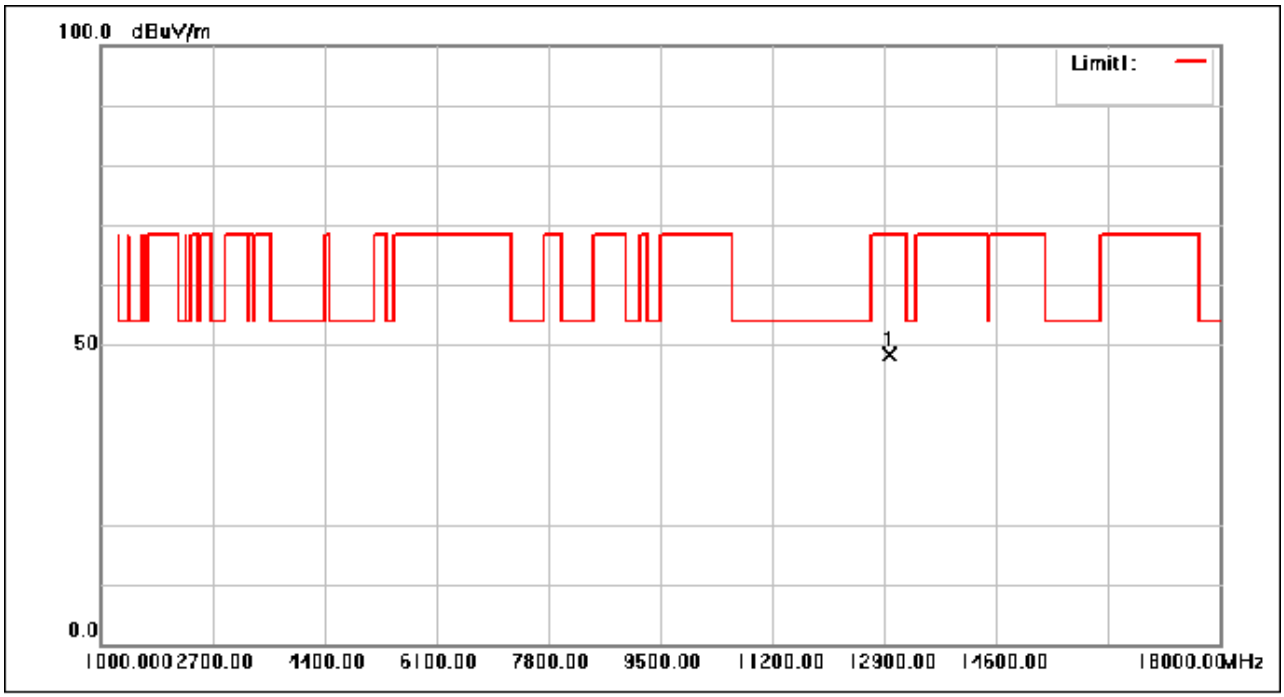

No.	Frequency (MHz)	Reading (dBuV)	Correction factor(dB/m)	Result (dBuV/m)	Limit (dBuV/m)	Margin (dB)	Remark
1	12970.570	44.82	3.66	48.48	68.30	-19.82	peak

Test Mode: 03; Polarity: Horizontal; Modulation:802.11ax(MIMO); Bandwidth:40MHz; Channel:middle

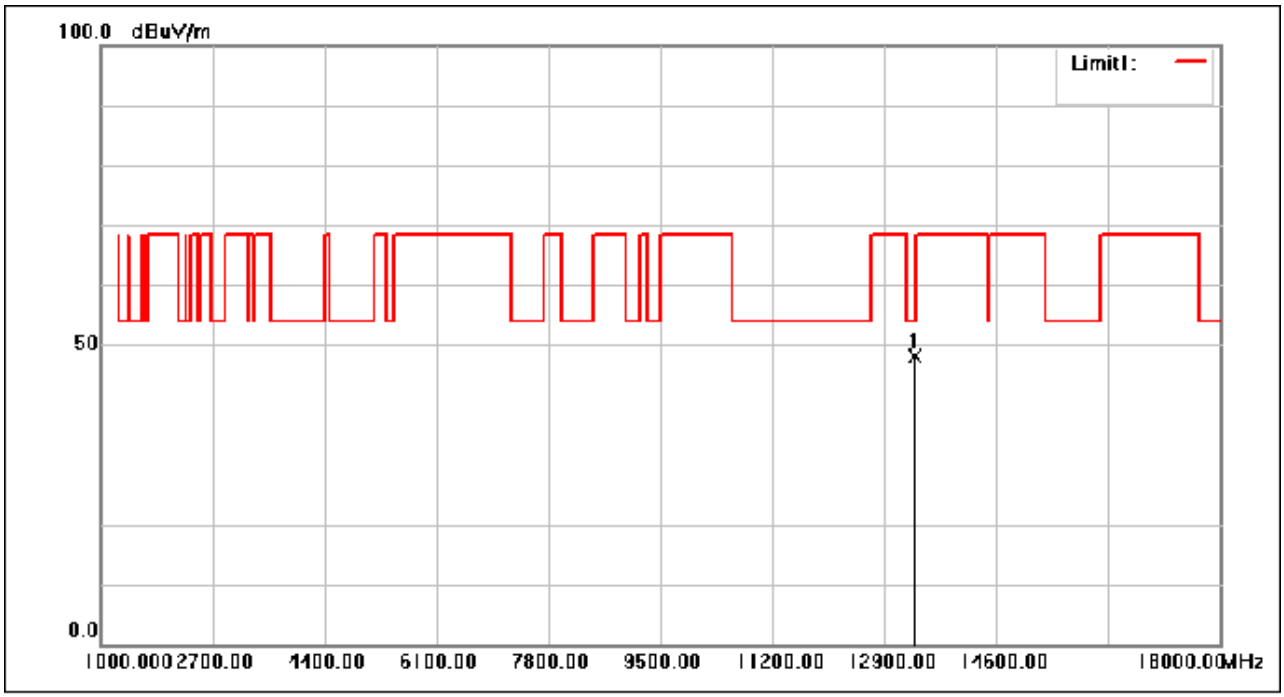

No.	Frequency (MHz)	Reading (dBuV)	Correction factor(dB/m)	Result (dBuV/m)	Limit (dBuV/m)	Margin (dB)	Remark
1	13370.970	45.30	2.83	48.13	54.00	-5.87	peak

Test Mode: 04; Polarity: Horizontal; Modulation:802.11ax(MIMO); Bandwidth:40MHz; Channel:middle

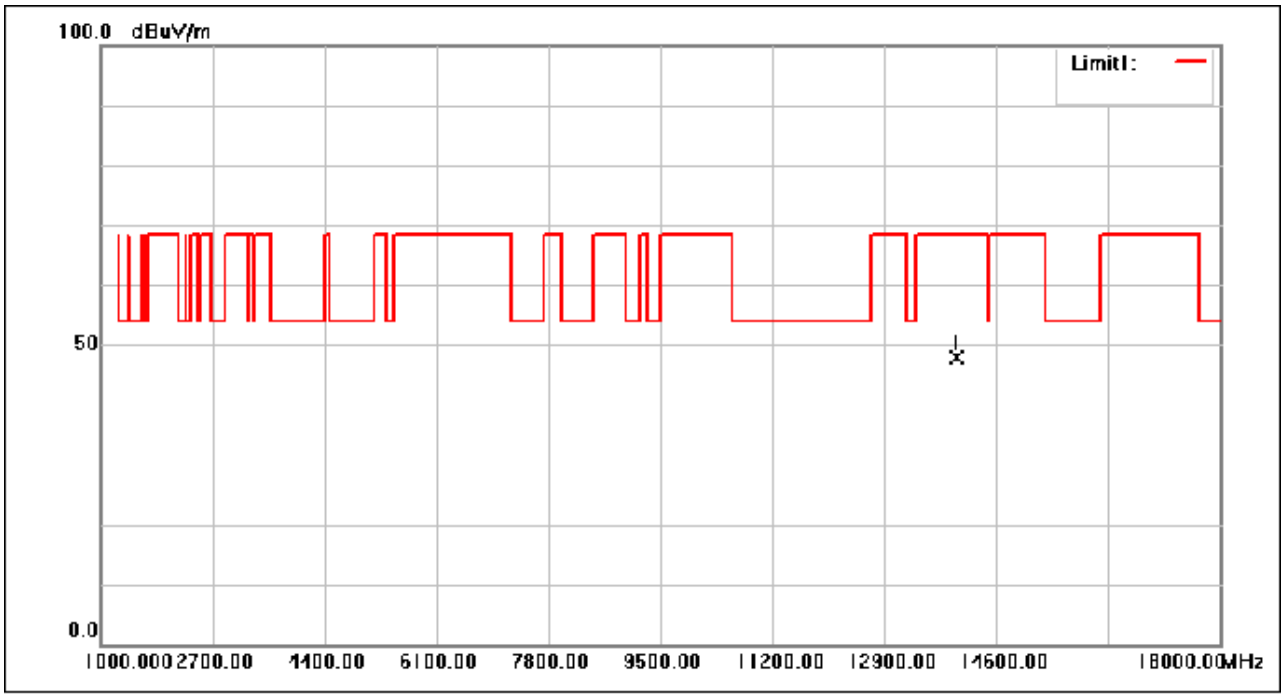

No.	Frequency (MHz)	Reading (dBuV)	Correction factor(dB/m)	Result (dBuV/m)	Limit (dBuV/m)	Margin (dB)	Remark
1	14010.030	43.97	3.92	47.89	68.30	-20.41	peak

Test Mode: 01; Polarity: Vertical; Modulation:802.11ax(MIMO); Bandwidth:40MHz; Channel:middle

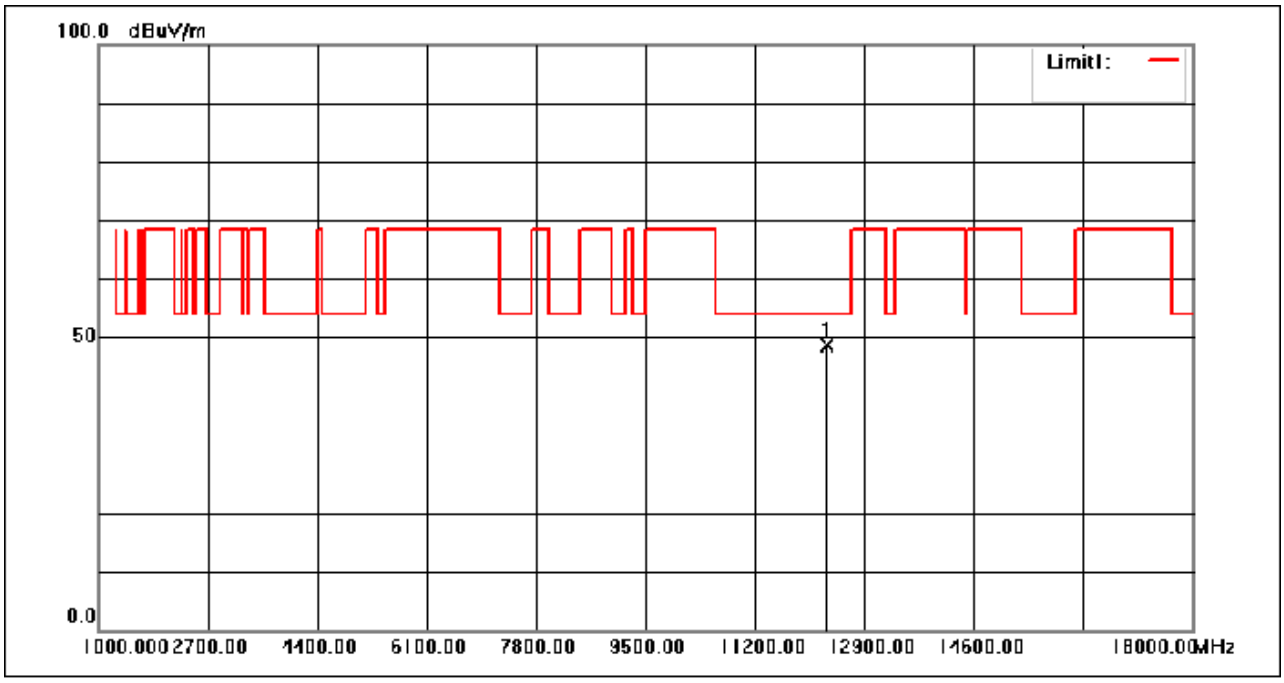

No.	Frequency (MHz)	Reading (dBuV)	Correction factor(dB/m)	Result (dBuV/m)	Limit (dBuV/m)	Margin (dB)	Remark
1	12330.300	46.33	2.25	48.58	54.00	-5.42	peak

Test Mode: 02; Polarity: Vertical; Modulation:802.11ax(MIMO); Bandwidth:40MHz; Channel: High

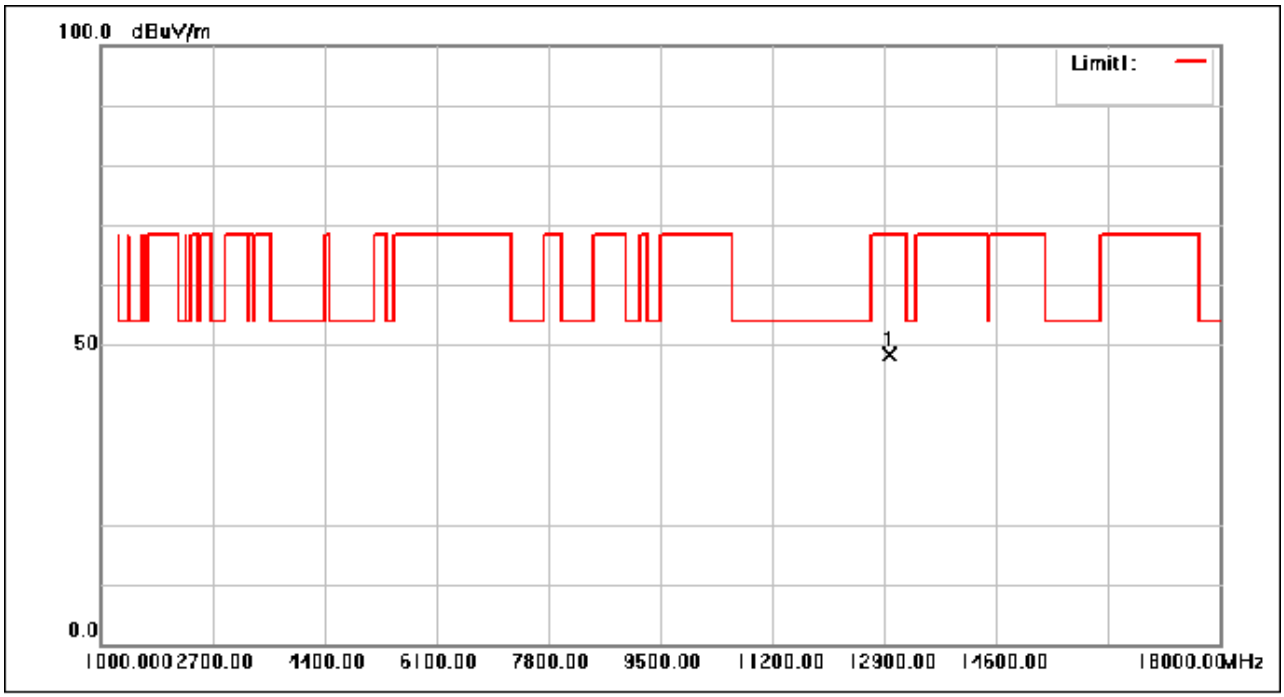

No.	Frequency (MHz)	Reading (dBuV)	Correction factor(dB/m)	Result (dBuV/m)	Limit (dBuV/m)	Margin (dB)	Remark
1	12970.260	44.78	3.66	48.44	68.30	-19.86	peak

Test Mode: 03; Polarity: Vertical; Modulation:802.11ax(MIMO); Bandwidth:40MHz; Channel:middle

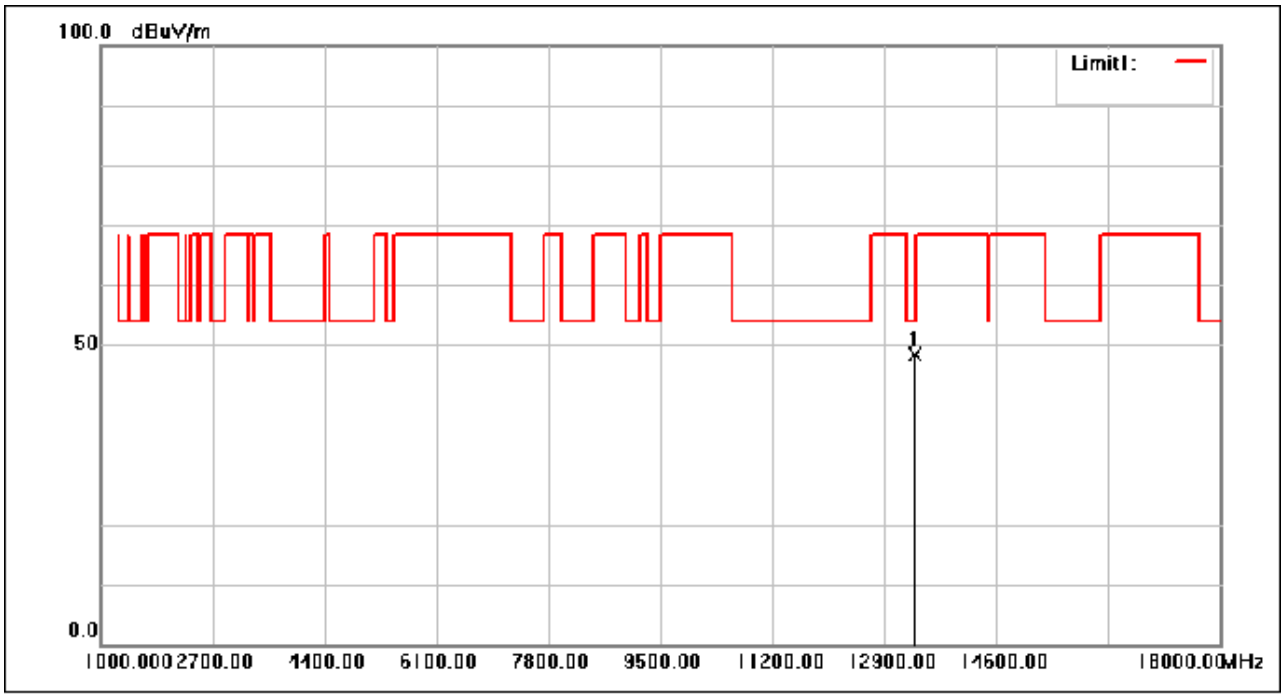

No.	Frequency (MHz)	Reading (dBuV)	Correction factor(dB/m)	Result (dBuV/m)	Limit (dBuV/m)	Margin (dB)	Remark
1	13370.320	45.52	2.83	48.35	54.00	-5.65	peak

Test Mode: 04; Polarity: Vertical; Modulation:802.11ax(MIMO); Bandwidth:40MHz; Channel:middle

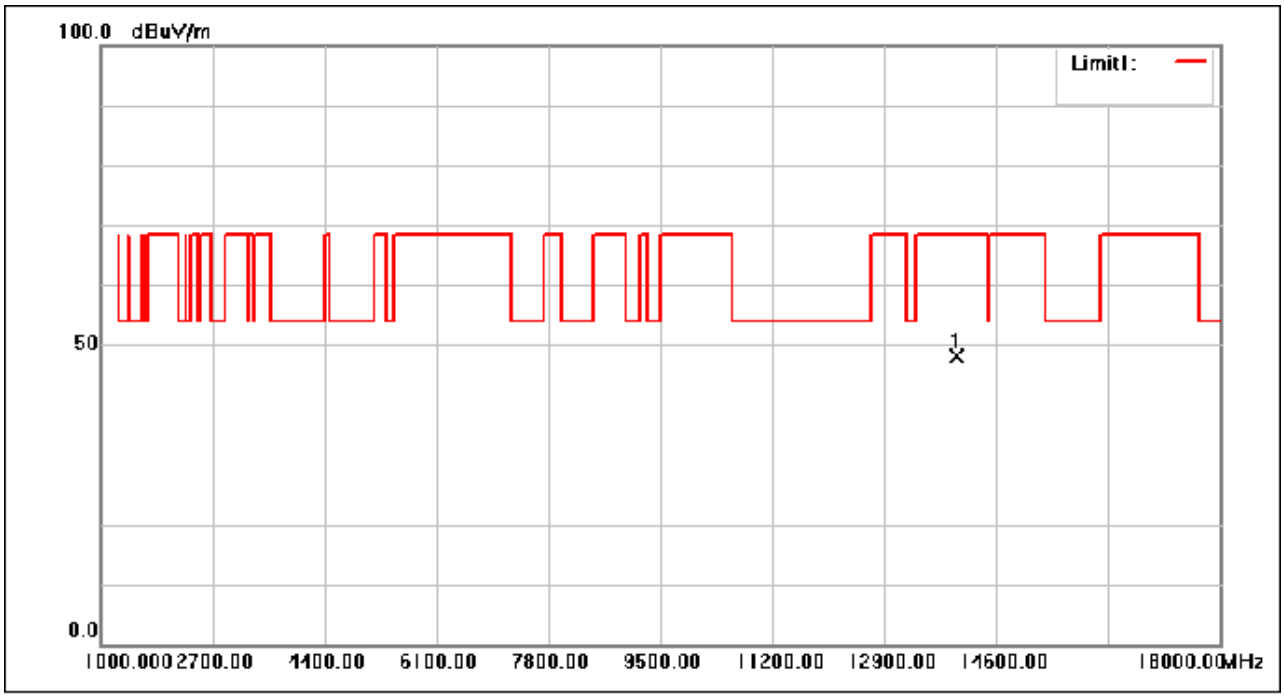

No.	Frequency (MHz)	Reading (dBuV)	Correction factor(dB/m)	Result (dBuV/m)	Limit (dBuV/m)	Margin (dB)	Remark
1	14010.120	44.17	3.92	48.09	68.30	-20.21	peak

Test Mode: 01; Polarity: Horizontal; Modulation:802.11ax(MIMO); Bandwidth:40MHz; Channel:High

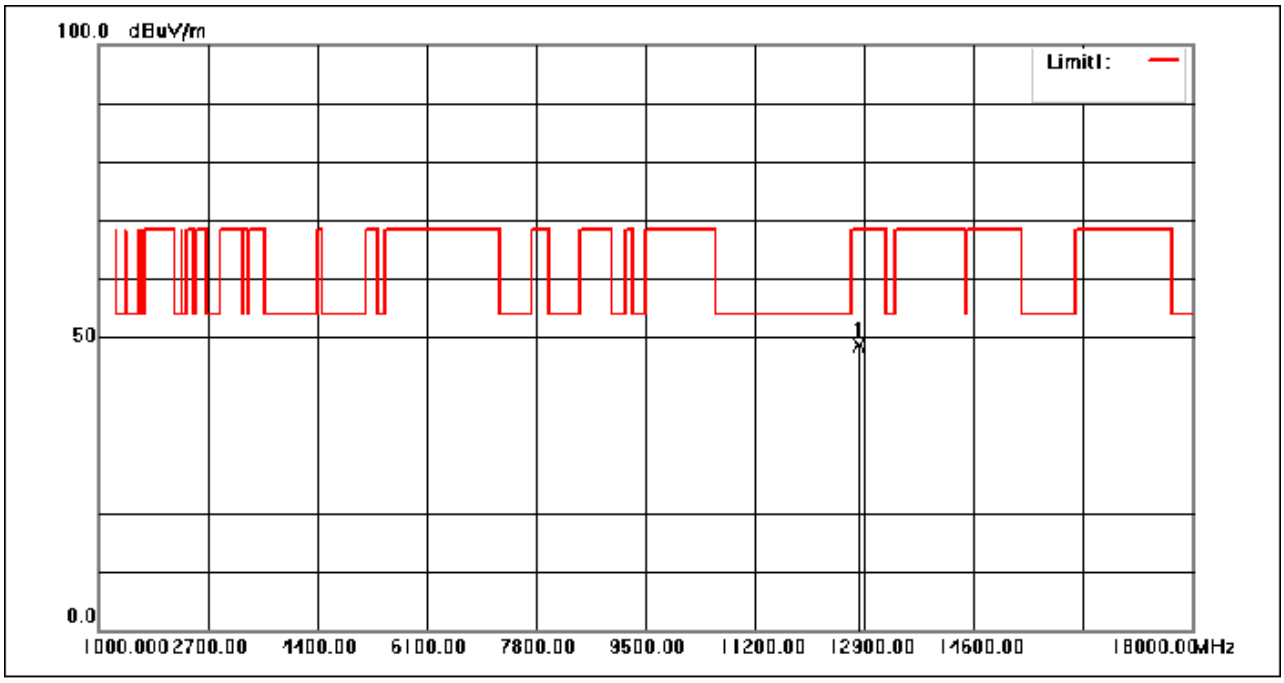

No.	Frequency (MHz)	Reading (dBuV)	Correction factor(dB/m)	Result (dBuV/m)	Limit (dBuV/m)	Margin (dB)	Remark
1	12810.060	45.62	3.11	48.73	68.30	-19.57	peak

Test Mode: 02; Polarity: Horizontal; Modulation:802.11ax(MIMO); Bandwidth:80MHz

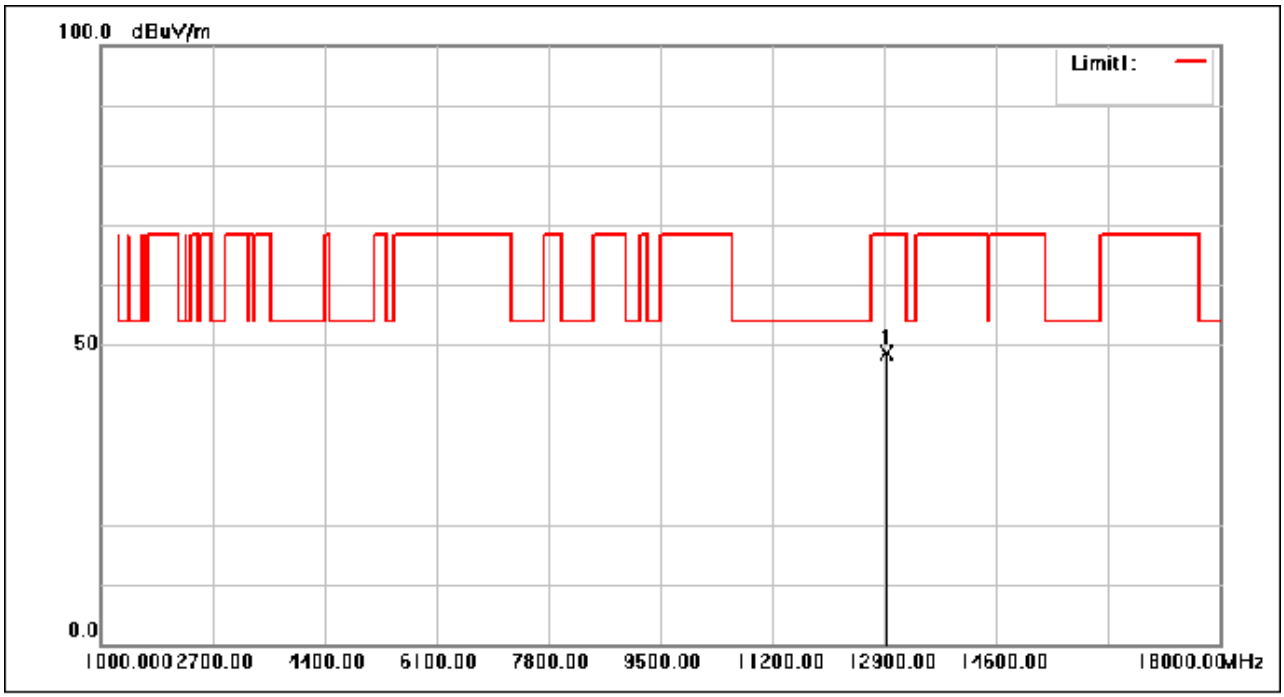

No.	Frequency (MHz)	Reading (dBuV)	Correction factor(dB/m)	Result (dBuV/m)	Limit (dBuV/m)	Margin (dB)	Remark
1	12930.910	45.22	3.53	48.75	68.30	-19.55	peak

Test Mode: 03; Polarity: Horizontal; Modulation:802.11ax(MIMO); Bandwidth:40MHz; Channel:High

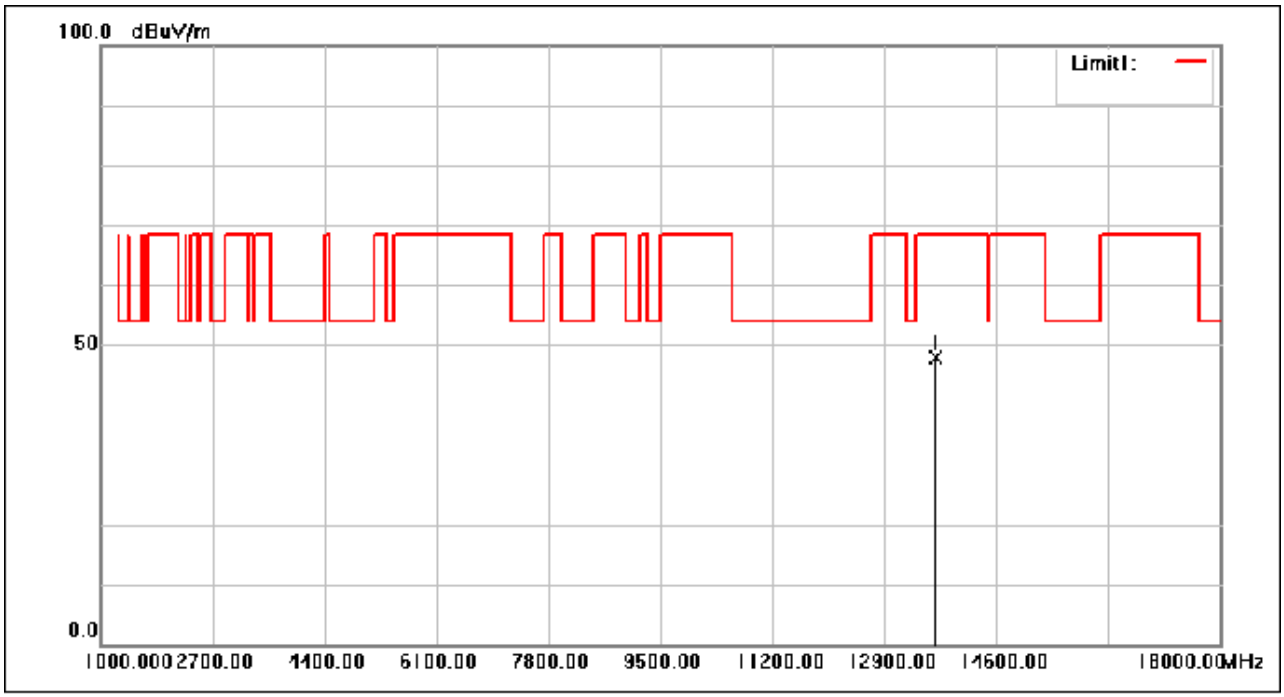

No.	Frequency (MHz)	Reading (dBuV)	Correction factor(dB/m)	Result (dBuV/m)	Limit (dBuV/m)	Margin (dB)	Remark
1	13690.280	44.92	3.03	47.95	68.30	-20.35	peak

Test Mode: 04; Polarity: Horizontal; Modulation:802.11ax(MIMO); Bandwidth:40MHz; Channel:High

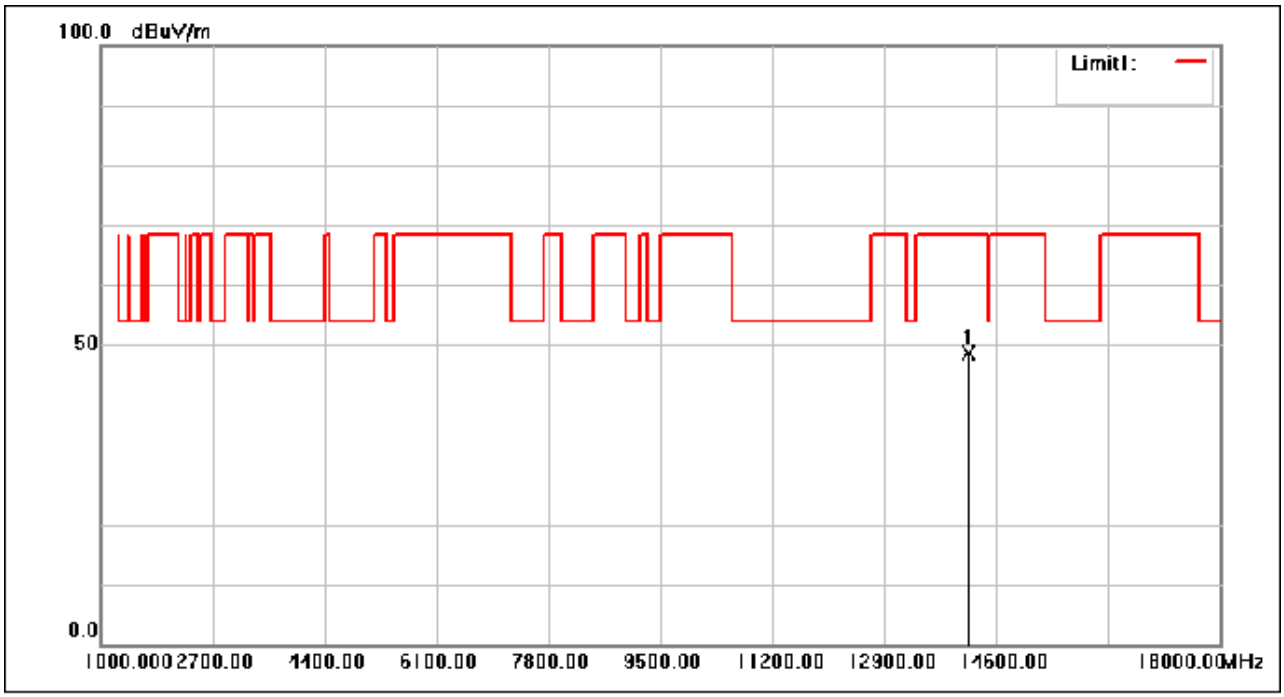

No.	Frequency (MHz)	Reading (dBuV)	Correction factor(dB/m)	Result (dBuV/m)	Limit (dBuV/m)	Margin (dB)	Remark
1	14170.080	44.35	4.40	48.75	68.30	-19.55	peak

Test Mode: 01; Polarity: Vertical; Modulation:802.11ax(MIMO); Bandwidth:40MHz; Channel:High

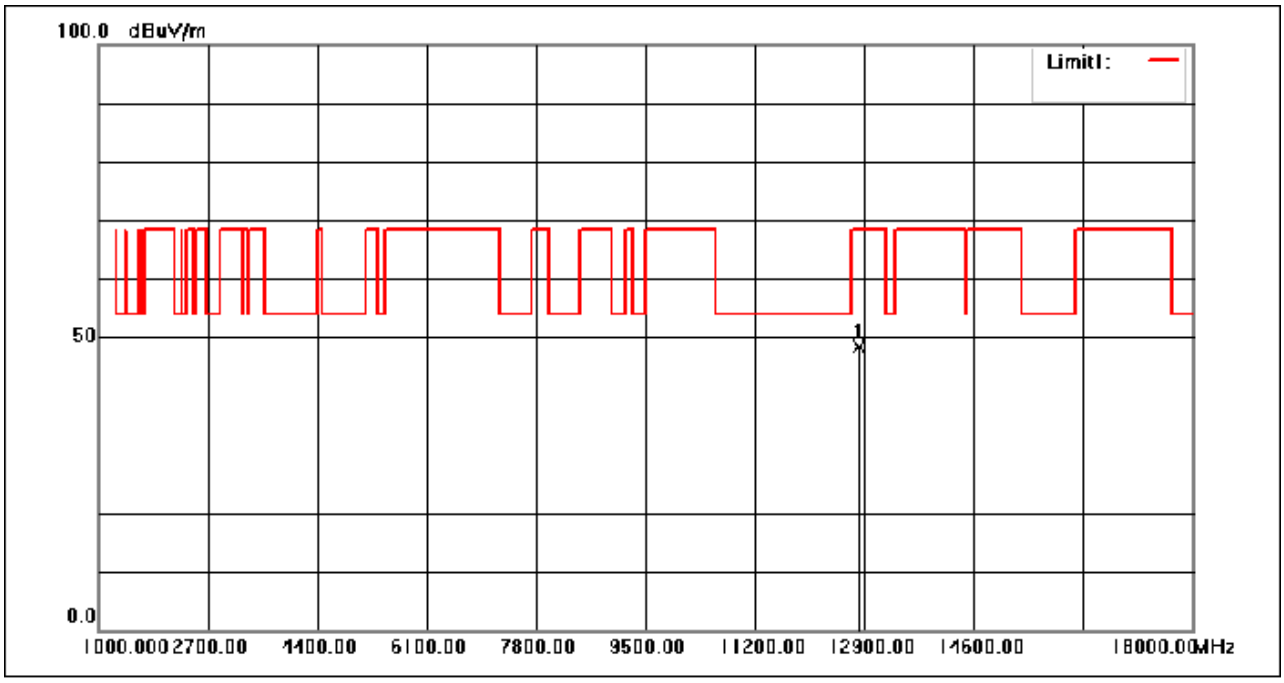

No.	Frequency (MHz)	Reading (dBuV)	Correction factor(dB/m)	Result (dBuV/m)	Limit (dBuV/m)	Margin (dB)	Remark
1	12810.120	45.21	3.11	48.32	68.30	-19.98	peak

Test Mode: 02; Polarity: Vertical; Modulation:802.11ax(MIMO); Bandwidth:80MHz

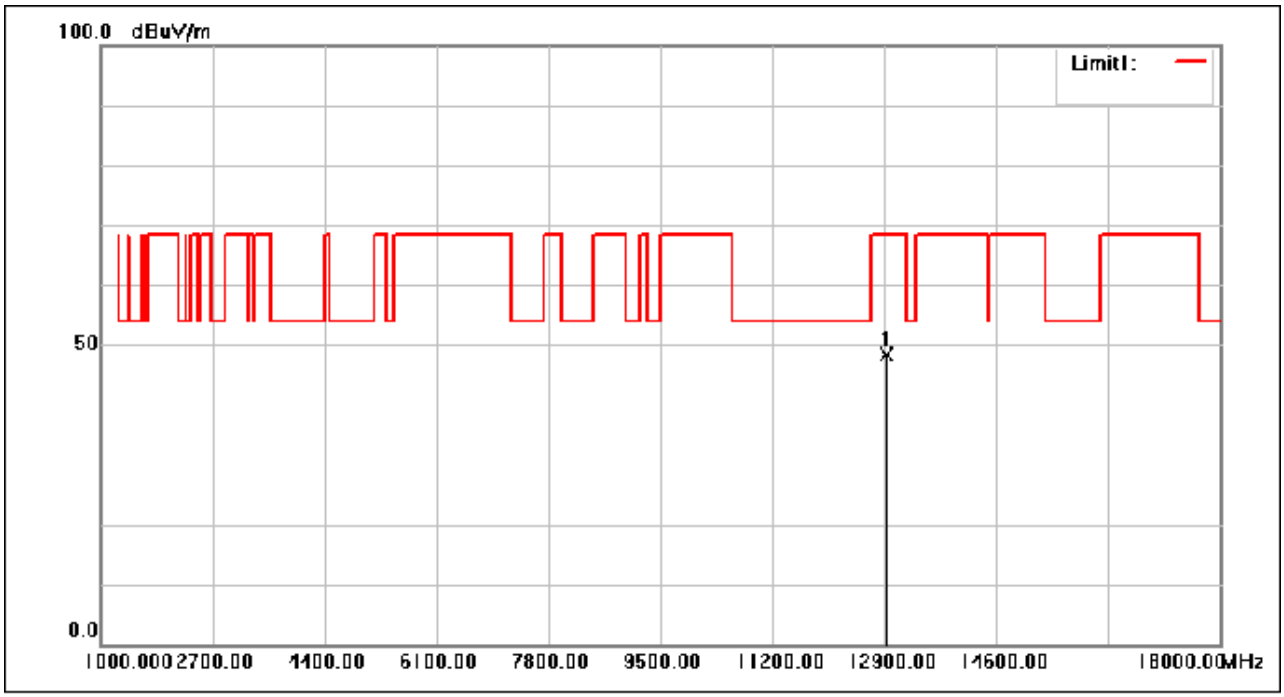

No.	Frequency (MHz)	Reading (dBuV)	Correction factor(dB/m)	Result (dBuV/m)	Limit (dBuV/m)	Margin (dB)	Remark
1	12930.750	44.94	3.53	48.47	68.30	-19.83	peak

Test Mode: 03; Polarity: Vertical; Modulation:802.11ax(MIMO); Bandwidth:40MHz; Channel:High

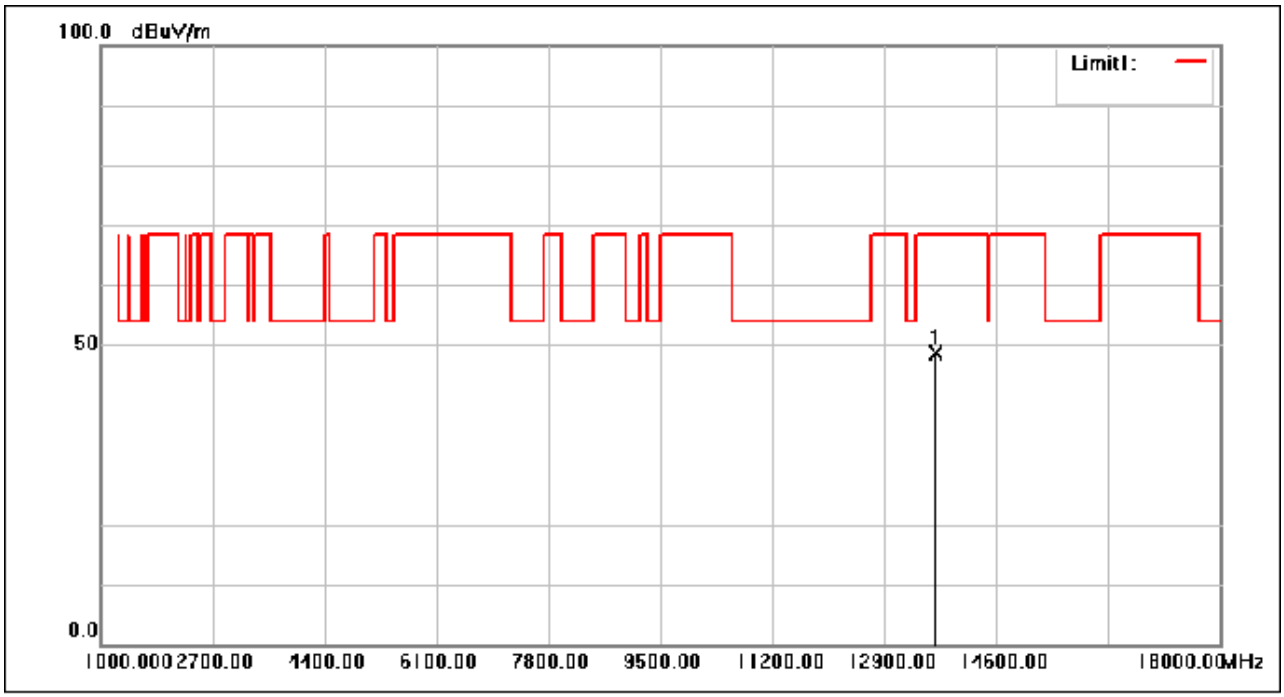

No.	Frequency (MHz)	Reading (dBuV)	Correction factor(dB/m)	Result (dBuV/m)	Limit (dBuV/m)	Margin (dB)	Remark
1	13690.340	45.61	3.03	48.64	68.30	-19.66	peak

Test Mode: 04; Polarity: Vertical; Modulation:802.11ax(MIMO); Bandwidth:40MHz; Channel:High

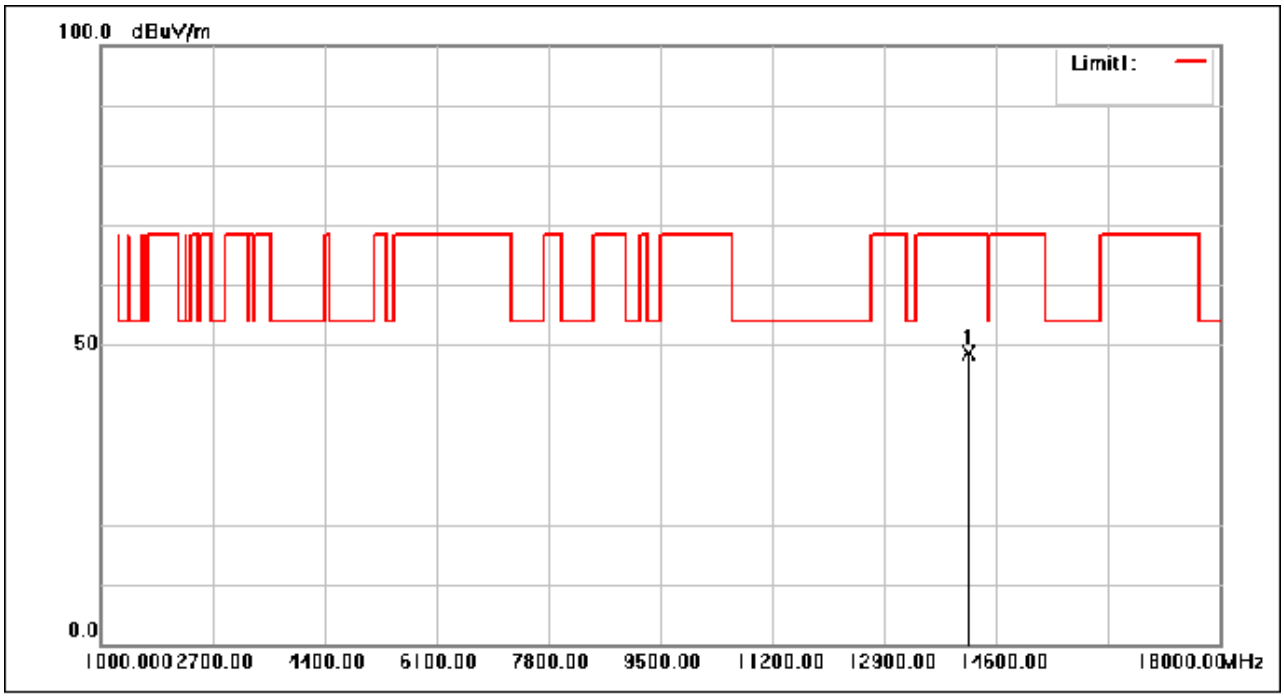

No.	Frequency (MHz)	Reading (dBuV)	Correction factor(dB/m)	Result (dBuV/m)	Limit (dBuV/m)	Margin (dB)	Remark
1	14170.340	44.29	4.40	48.69	68.30	-19.61	peak

Test Mode: 01; Polarity: Horizontal; Modulation:802.11ax(MIMO); Bandwidth:80MHz; Channel:Low

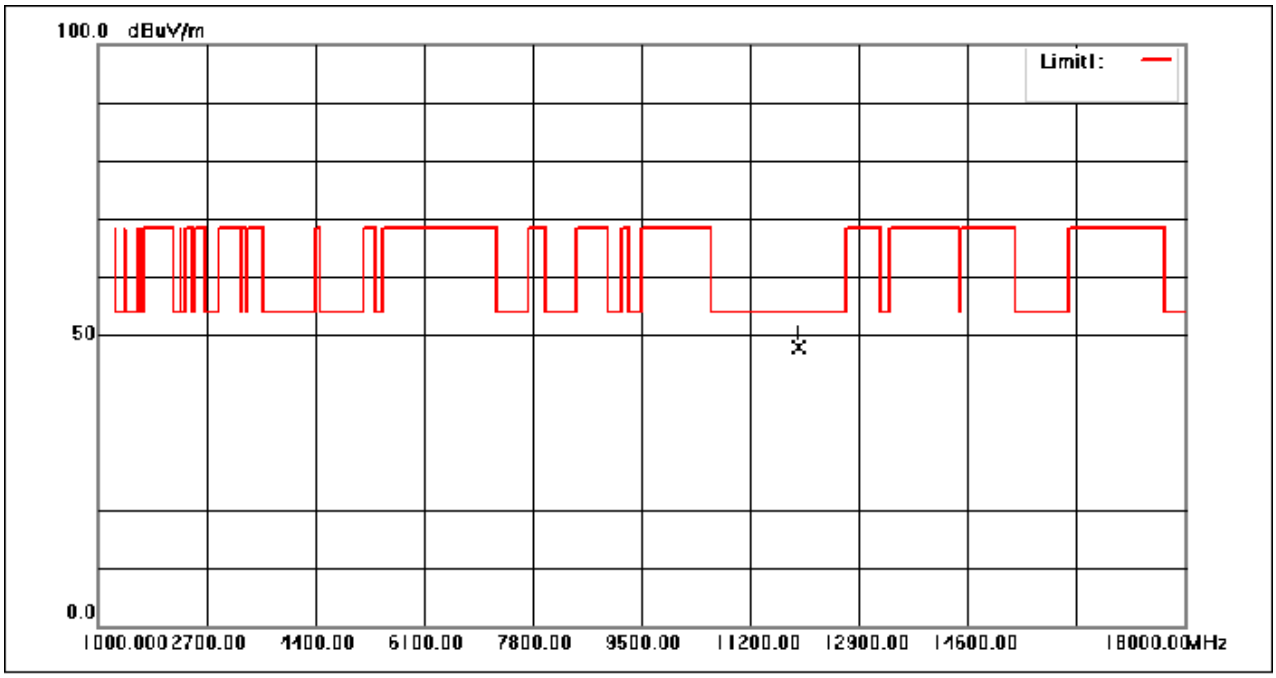

No.	Frequency (MHz)	Reading (dBuV)	Correction factor(dB/m)	Result (dBuV/m)	Limit (dBuV/m)	Margin (dB)	Remark
1	11970.080	45.36	2.52	47.88	54.00	-6.12	peak

Test Mode: 02; Polarity: Horizontal; Modulation:802.11ax(MIMO); Bandwidth:160MHz

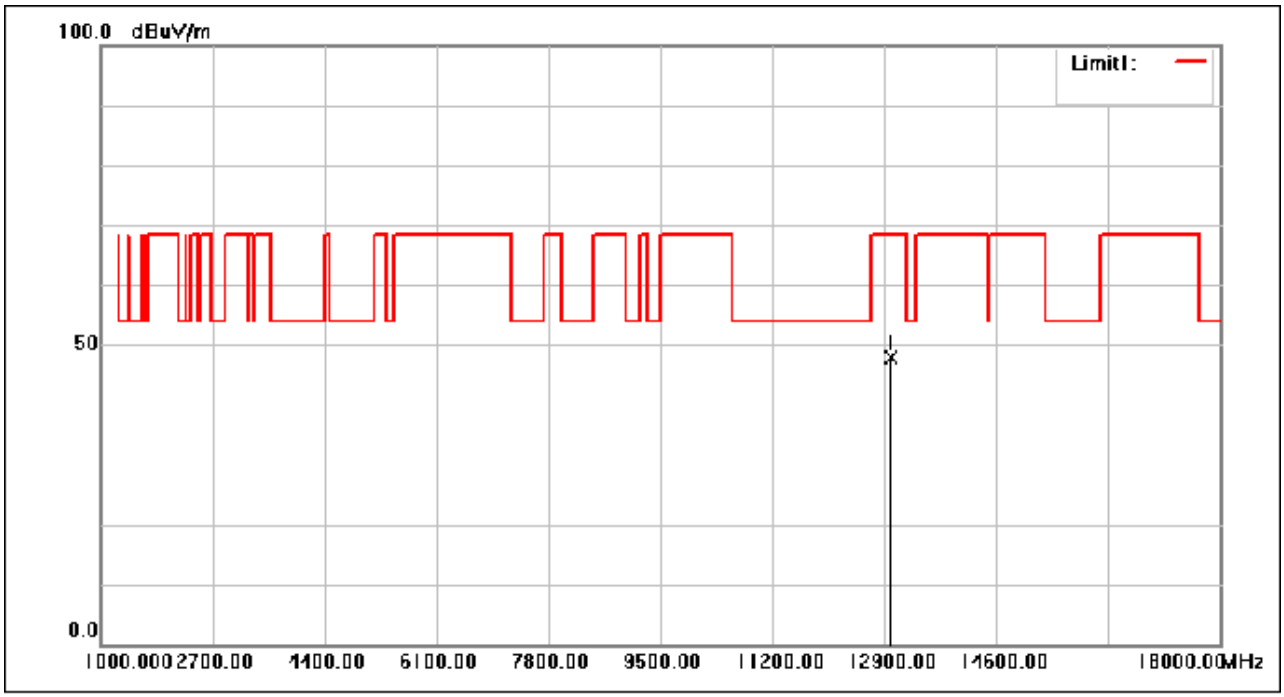

No.	Frequency (MHz)	Reading (dBuV)	Correction factor(dB/m)	Result (dBuV/m)	Limit (dBuV/m)	Margin (dB)	Remark
1	13010.090	44.18	3.74	47.92	68.30	-20.38	peak

Test Mode: 03; Polarity: Horizontal; Modulation:802.11ax(MIMO); Bandwidth:80MHz; Channel:Low

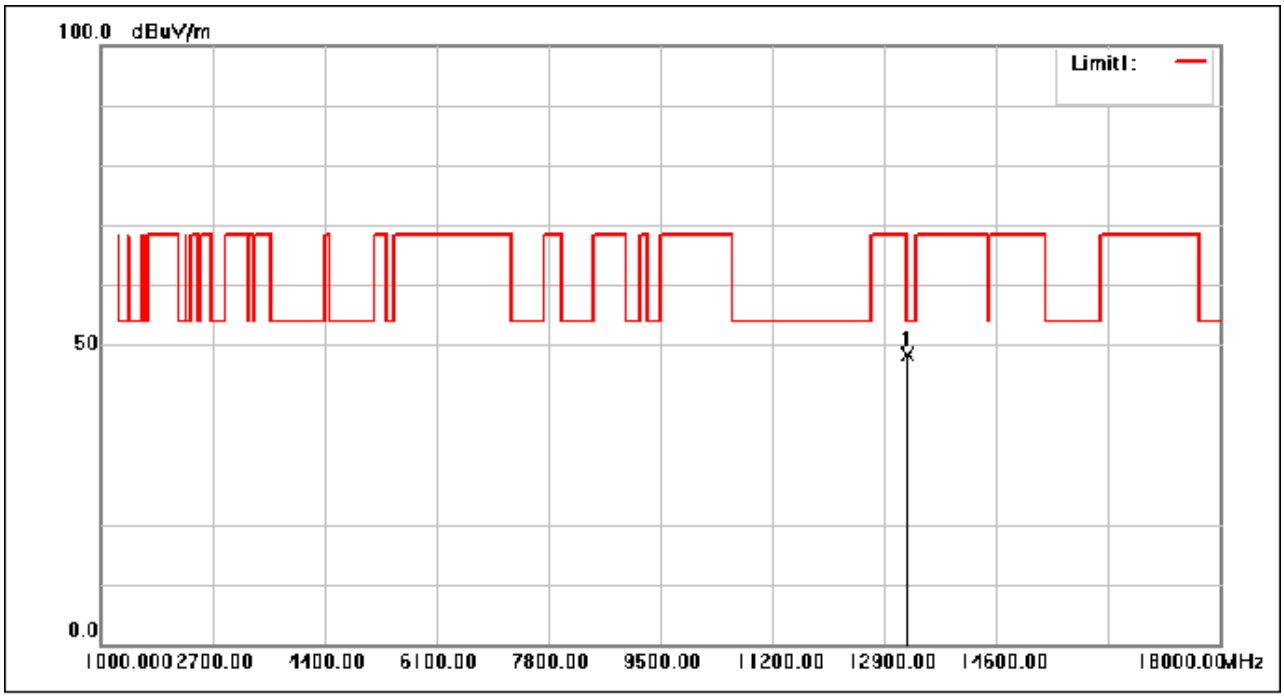

No.	Frequency (MHz)	Reading (dBuV)	Correction factor(dB/m)	Result (dBuV/m)	Limit (dBuV/m)	Margin (dB)	Remark
1	13250.030	45.20	3.13	48.33	54.00	-5.67	peak

Test Mode: 04; Polarity: Horizontal; Modulation:802.11ax(MIMO); Bandwidth:80MHz; Channel:Low

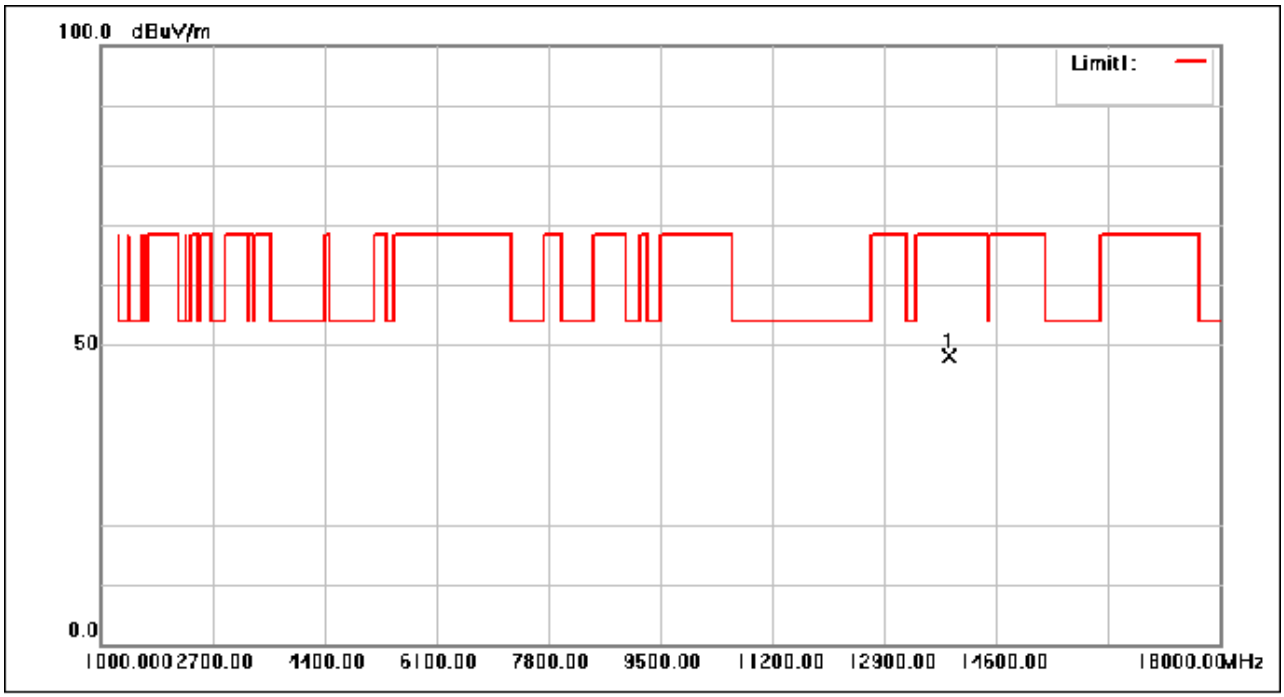

No.	Frequency (MHz)	Reading (dBuV)	Correction factor(dB/m)	Result (dBuV/m)	Limit (dBuV/m)	Margin (dB)	Remark
1	13890.430	44.51	3.59	48.10	68.30	-20.20	peak

Test Mode: 01; Polarity: Vertical; Modulation:802.11ax(MIMO); Bandwidth:80MHz; Channel:Low

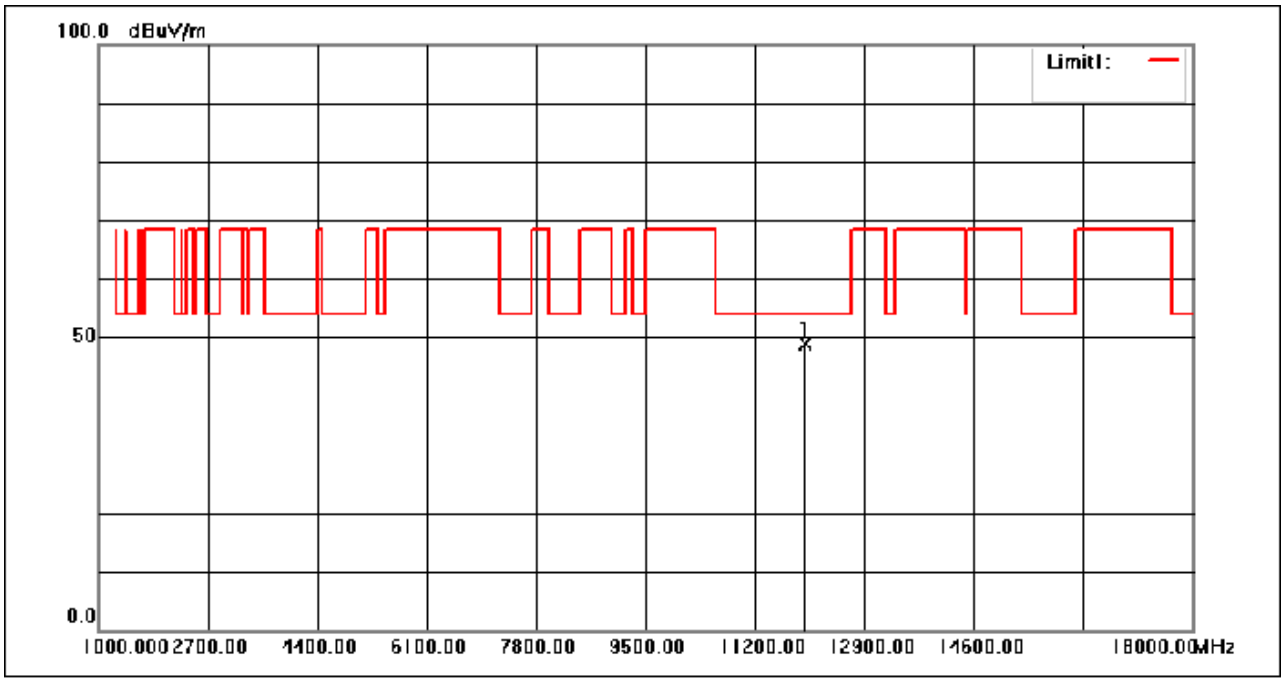

No.	Frequency (MHz)	Reading (dBuV)	Correction factor(dB/m)	Result (dBuV/m)	Limit (dBuV/m)	Margin (dB)	Remark
1	11970.680	46.31	2.52	48.83	54.00	-5.17	peak

Test Mode: 02; Polarity: Vertical; Modulation:802.11ax(MIMO); Bandwidth:160MHz

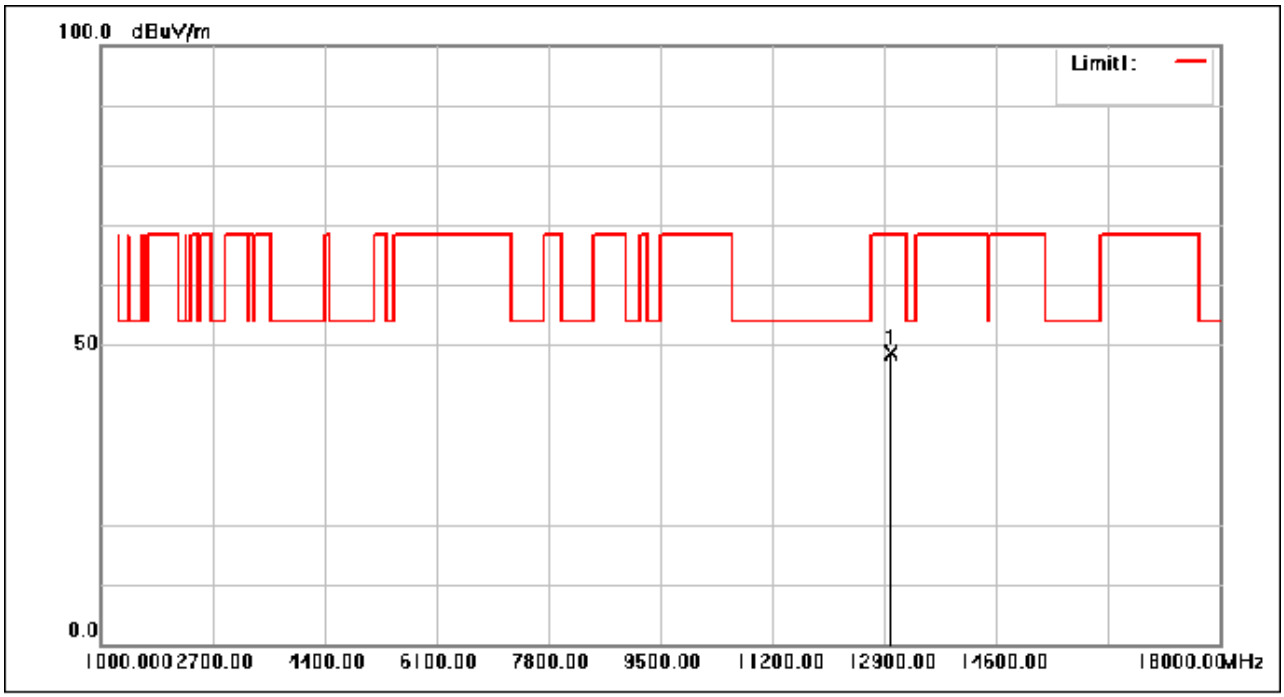

No.	Frequency (MHz)	Reading (dBuV)	Correction factor(dB/m)	Result (dBuV/m)	Limit (dBuV/m)	Margin (dB)	Remark
1	13010.140	45.00	3.74	48.74	68.30	-19.56	peak

Test Mode: 03; Polarity: Vertical; Modulation:802.11ax(MIMO); Bandwidth:80MHz; Channel:Low

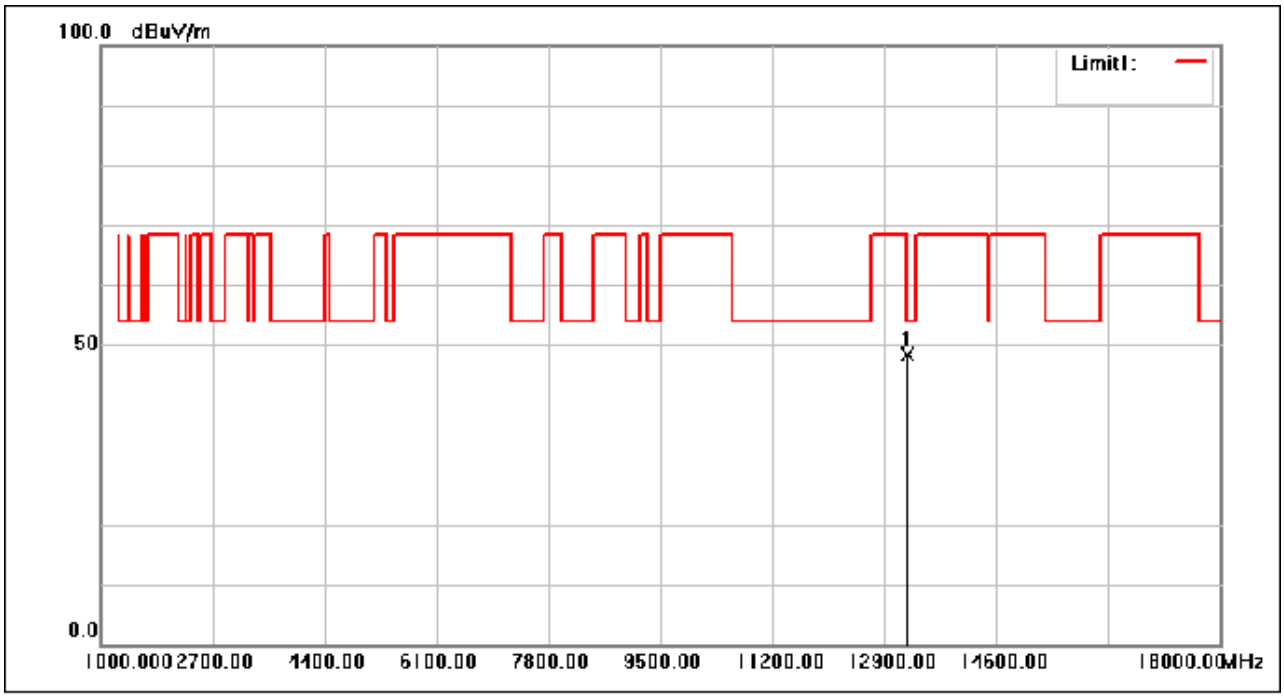

No.	Frequency (MHz)	Reading (dBuV)	Correction factor(dB/m)	Result (dBuV/m)	Limit (dBuV/m)	Margin (dB)	Remark
1	13250.230	45.18	3.13	48.31	54.00	-5.69	peak

Test Mode: 04; Polarity: Vertical; Modulation:802.11ax(MIMO); Bandwidth:80MHz; Channel:Low

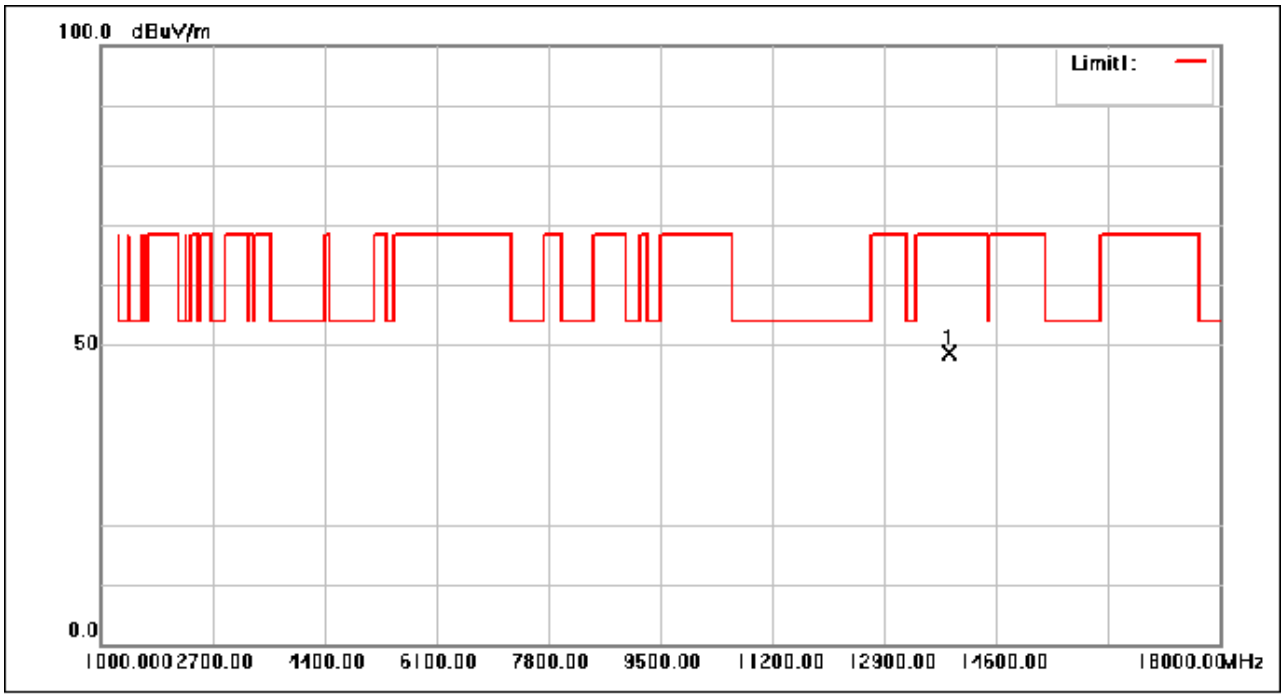

No.	Frequency (MHz)	Reading (dBuV)	Correction factor(dB/m)	Result (dBuV/m)	Limit (dBuV/m)	Margin (dB)	Remark
1	13890.210	45.00	3.58	48.58	68.30	-19.72	peak

Test Mode: 01; Polarity: Horizontal; Modulation:802.11ax(MIMO); Bandwidth:80MHz; Channel:middle

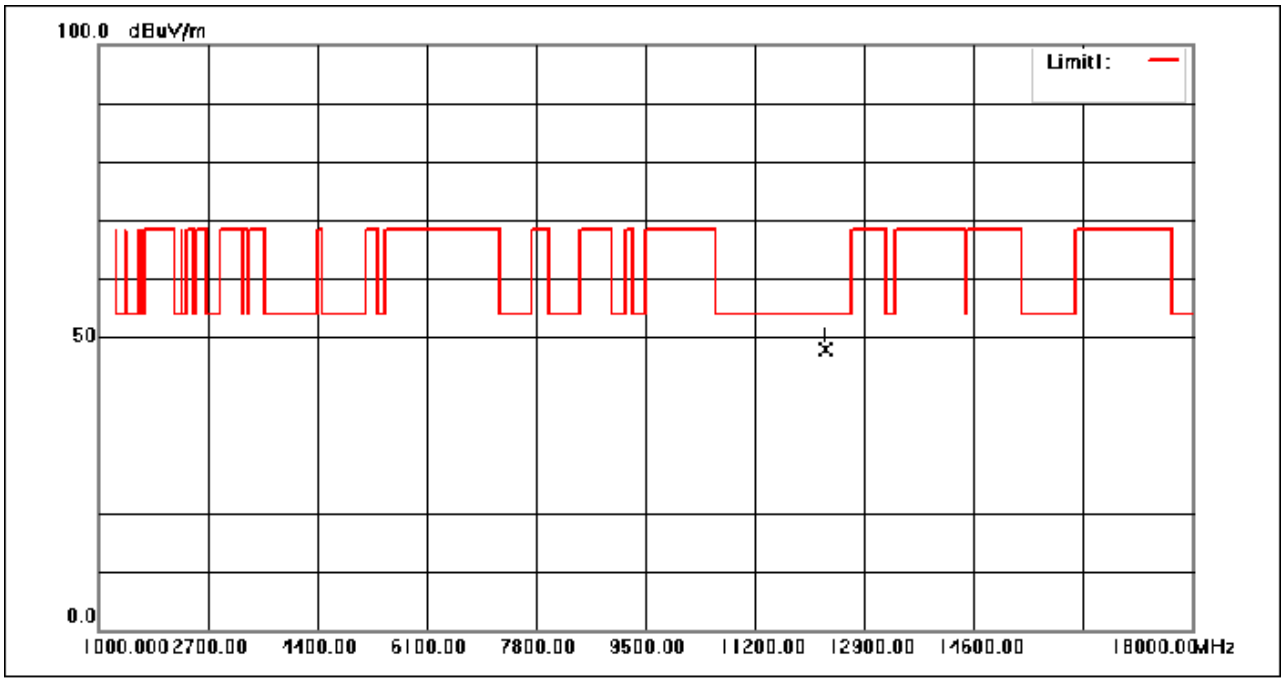

No.	Frequency (MHz)	Reading (dBuV)	Correction factor(dB/m)	Result (dBuV/m)	Limit (dBuV/m)	Margin (dB)	Remark
1	12290.210	45.49	2.29	47.78	54.00	-6.22	peak

Test Mode: 03; Polarity: Horizontal; Modulation:802.11ax(MIMO); Bandwidth:80MHz; Channel:middle

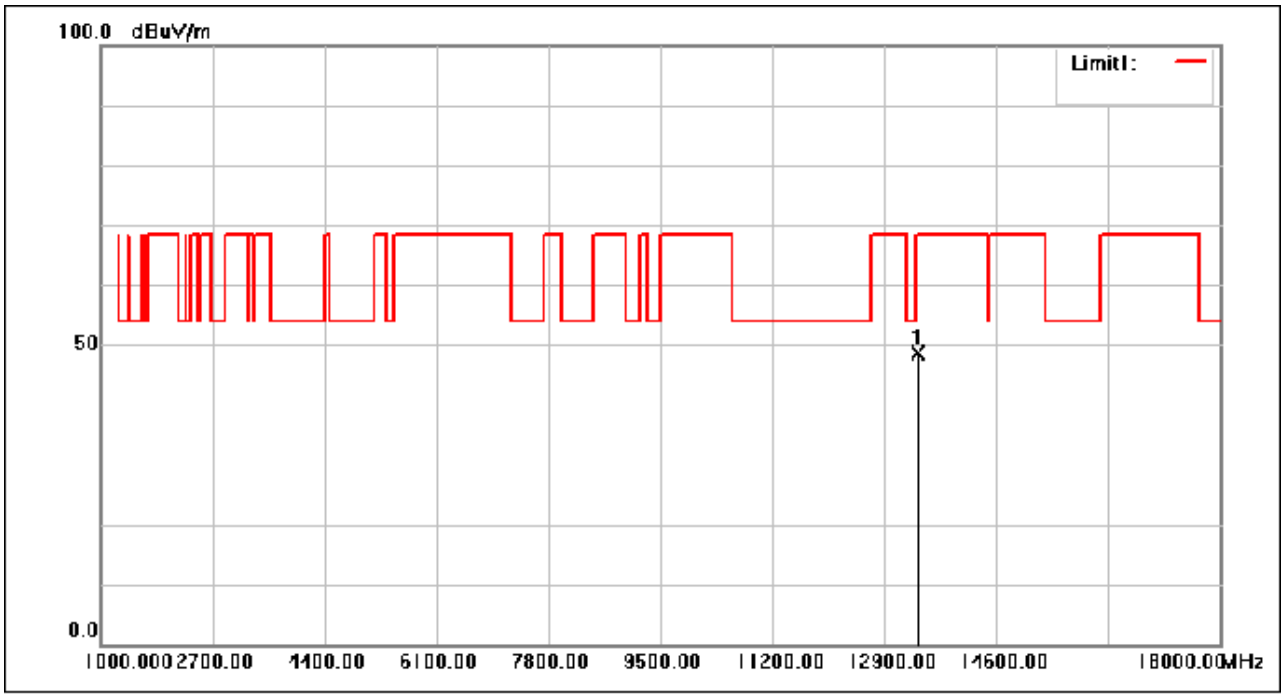

No.	Frequency (MHz)	Reading (dBuV)	Correction factor(dB/m)	Result (dBuV/m)	Limit (dBuV/m)	Margin (dB)	Remark
1	13410.070	45.79	2.73	48.52	68.30	-19.78	peak

Test Mode: 04; Polarity: Horizontal; Modulation:802.11ax(MIMO); Bandwidth:80MHz; Channel:High

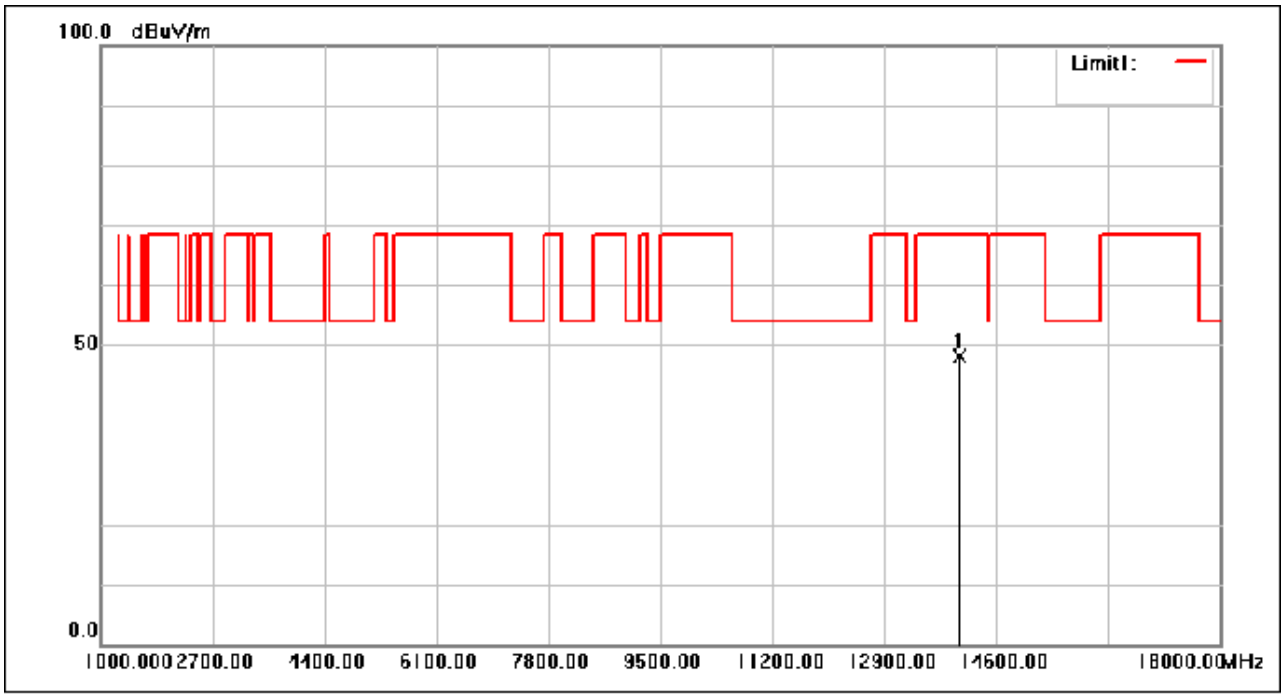

No.	Frequency (MHz)	Reading (dBuV)	Correction factor(dB/m)	Result (dBuV/m)	Limit (dBuV/m)	Margin (dB)	Remark
1	14050.070	44.20	4.04	48.24	68.30	-20.06	peak

Test Mode: 01; Polarity: Vertical; Modulation:802.11ax(MIMO); Bandwidth:80MHz; Channel:middle

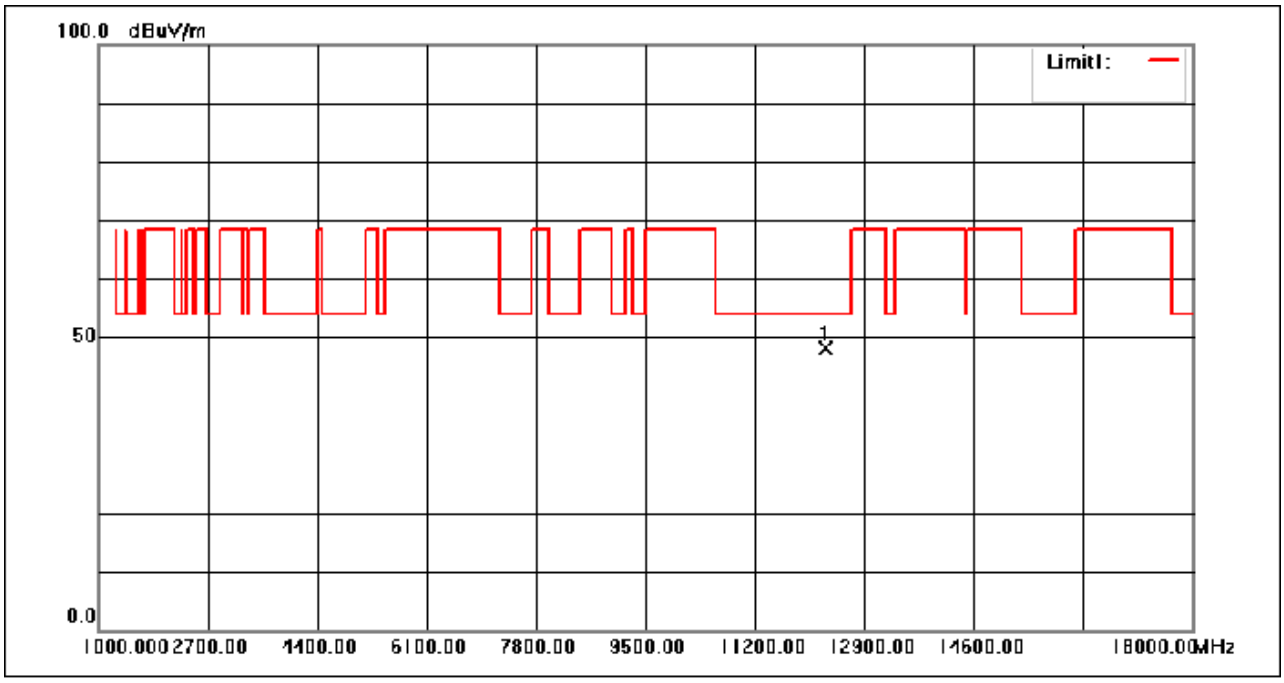

No.	Frequency (MHz)	Reading (dBuV)	Correction factor(dB/m)	Result (dBuV/m)	Limit (dBuV/m)	Margin (dB)	Remark
1	12290.250	45.85	2.29	48.14	54.00	-5.86	peak

Test Mode: 03; Polarity: Vertical; Modulation:802.11ax(MIMO); Bandwidth:80MHz; Channel:middle

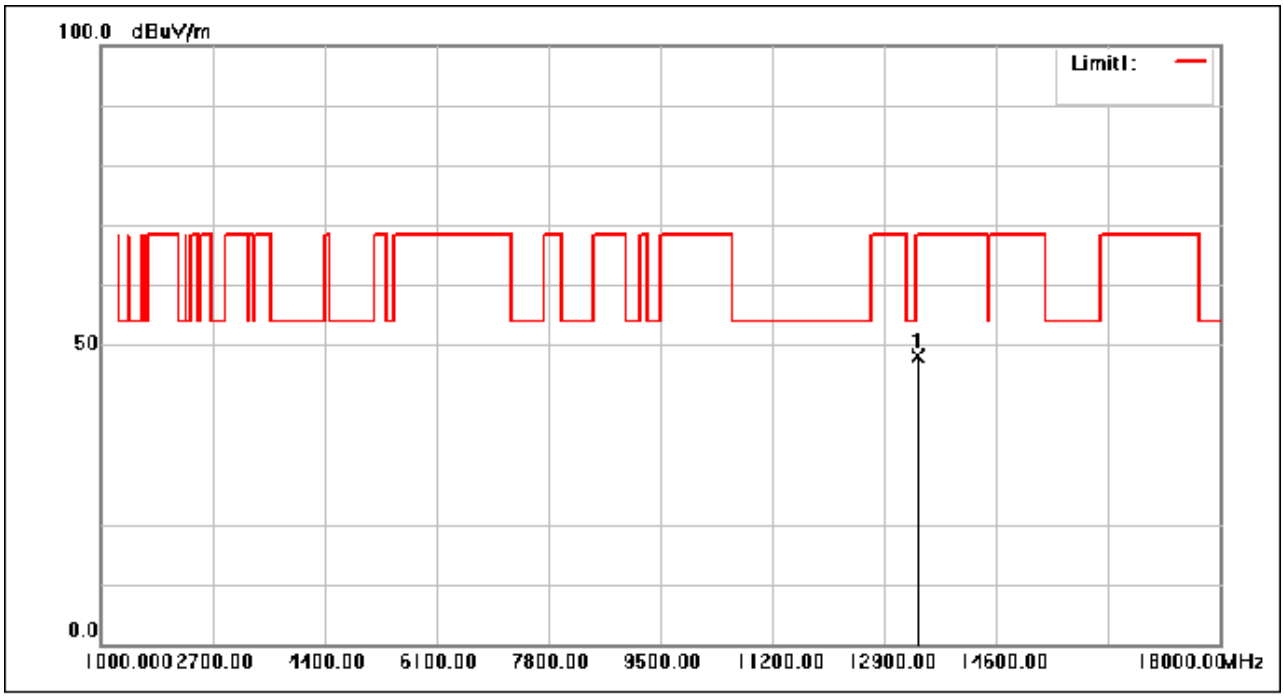

No.	Frequency (MHz)	Reading (dBuV)	Correction factor(dB/m)	Result (dBuV/m)	Limit (dBuV/m)	Margin (dB)	Remark
1	13410.040	45.32	2.73	48.05	68.30	-20.25	peak

Test Mode: 04; Polarity: Vertical; Modulation:802.11ax(MIMO); Bandwidth:80MHz; Channel:High

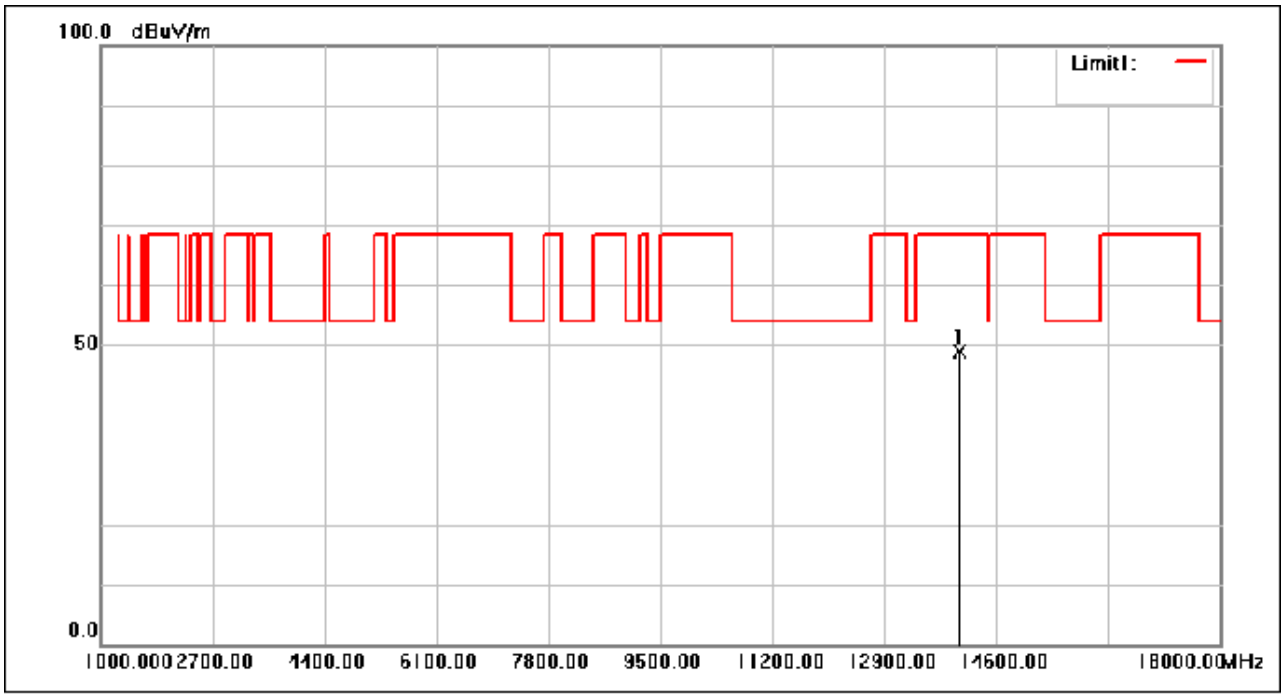

No.	Frequency (MHz)	Reading (dBuV)	Correction factor(dB/m)	Result (dBuV/m)	Limit (dBuV/m)	Margin (dB)	Remark
1	14050.320	44.93	4.04	48.97	68.30	-19.33	peak

Test Mode: 01; Polarity: Horizontal; Modulation:802.11ax(MIMO); Bandwidth:80MHz; Channel:High

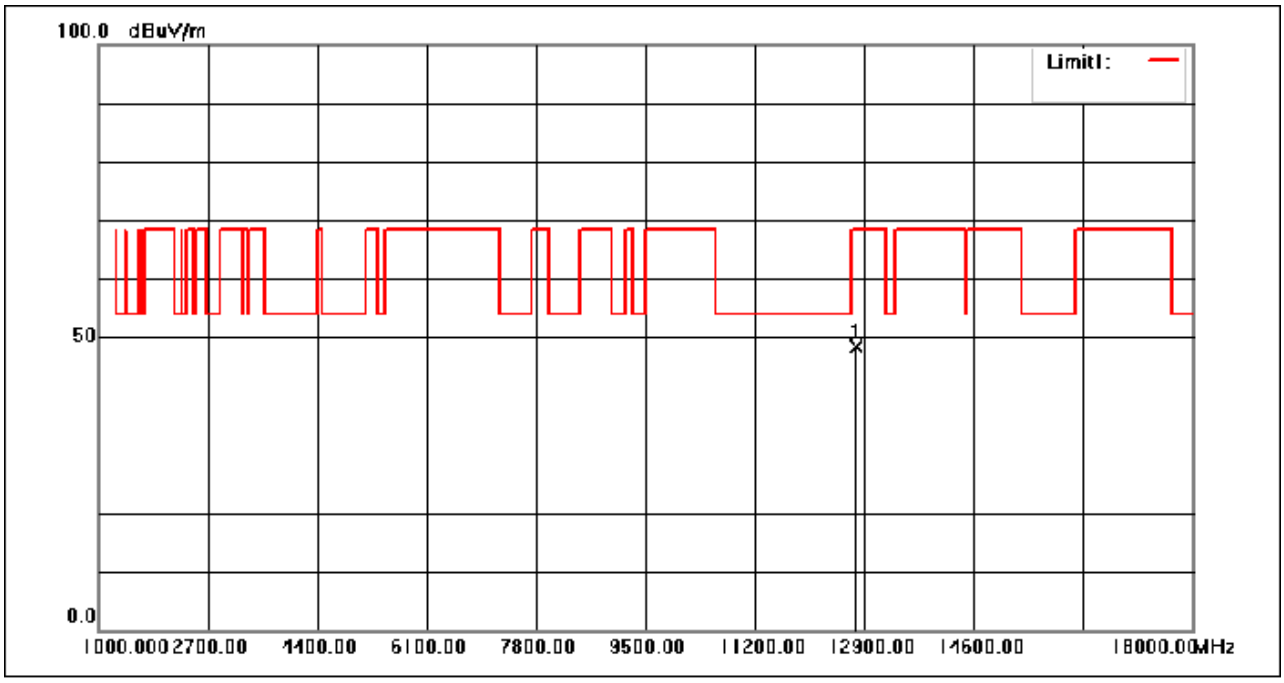

No.	Frequency (MHz)	Reading (dBuV)	Correction factor(dB/m)	Result (dBuV/m)	Limit (dBuV/m)	Margin (dB)	Remark
1	12770.780	45.31	2.98	48.29	68.30	-20.01	peak

Test Mode: 03; Polarity: Horizontal; Modulation:802.11ax(MIMO); Bandwidth:80MHz; Channel:High

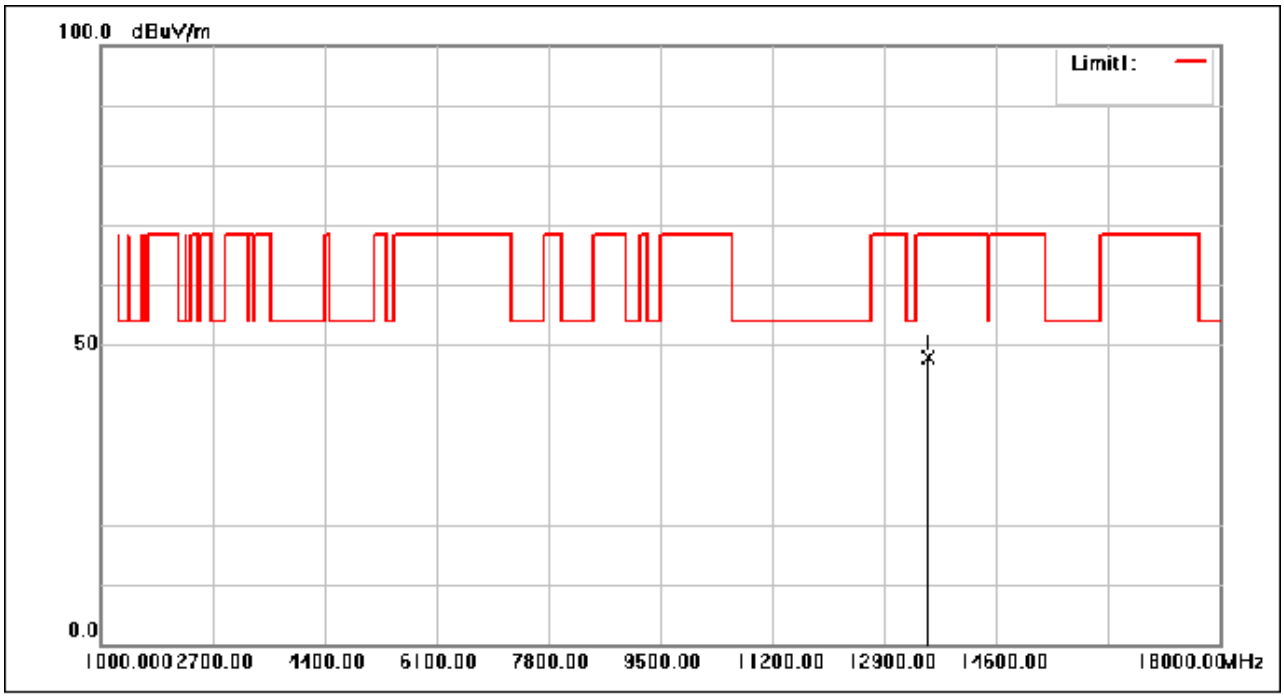

No.	Frequency (MHz)	Reading (dBuV)	Correction factor(dB/m)	Result (dBuV/m)	Limit (dBuV/m)	Margin (dB)	Remark
1	13570.970	45.22	2.71	47.93	68.30	-20.37	peak

Test Mode: 04; Polarity: Horizontal; Modulation:802.11ax(MIMO); Bandwidth:160MHz

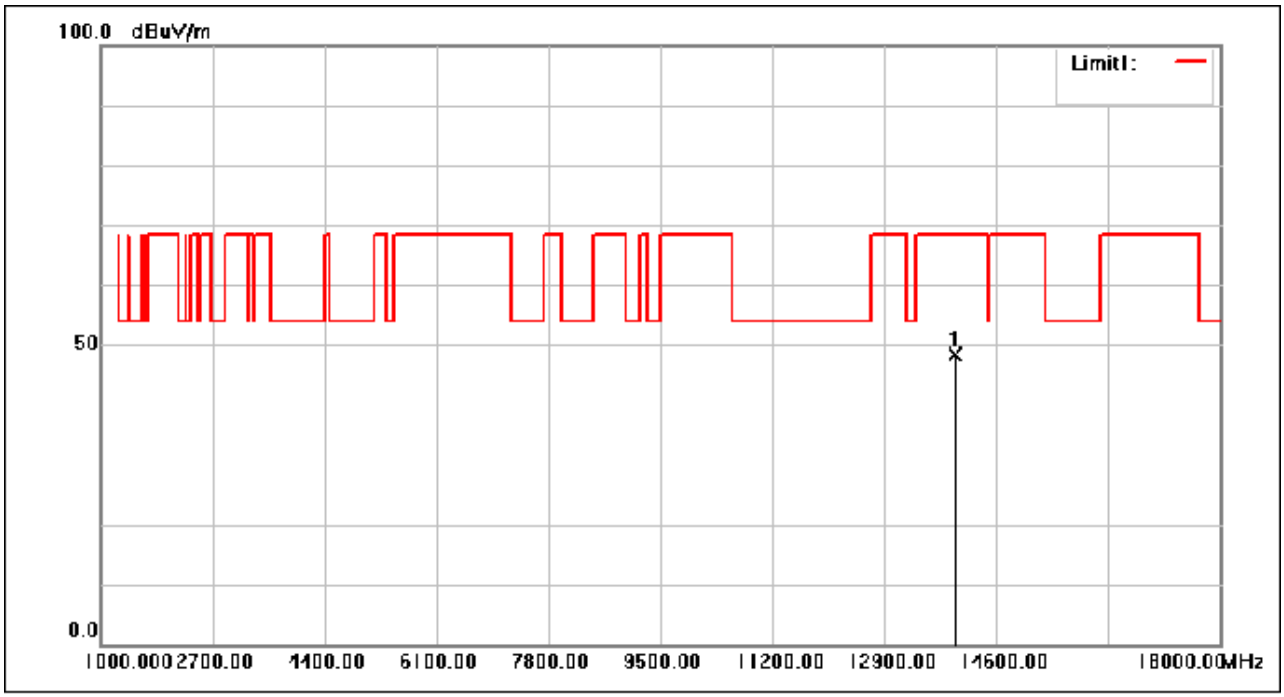

No.	Frequency (MHz)	Reading (dBuV)	Correction factor(dB/m)	Result (dBuV/m)	Limit (dBuV/m)	Margin (dB)	Remark
1	13970.690	44.60	3.81	48.41	68.30	-19.89	peak

Test Mode: 01; Polarity: Vertical; Modulation:802.11ax(MIMO); Bandwidth:80MHz; Channel:High

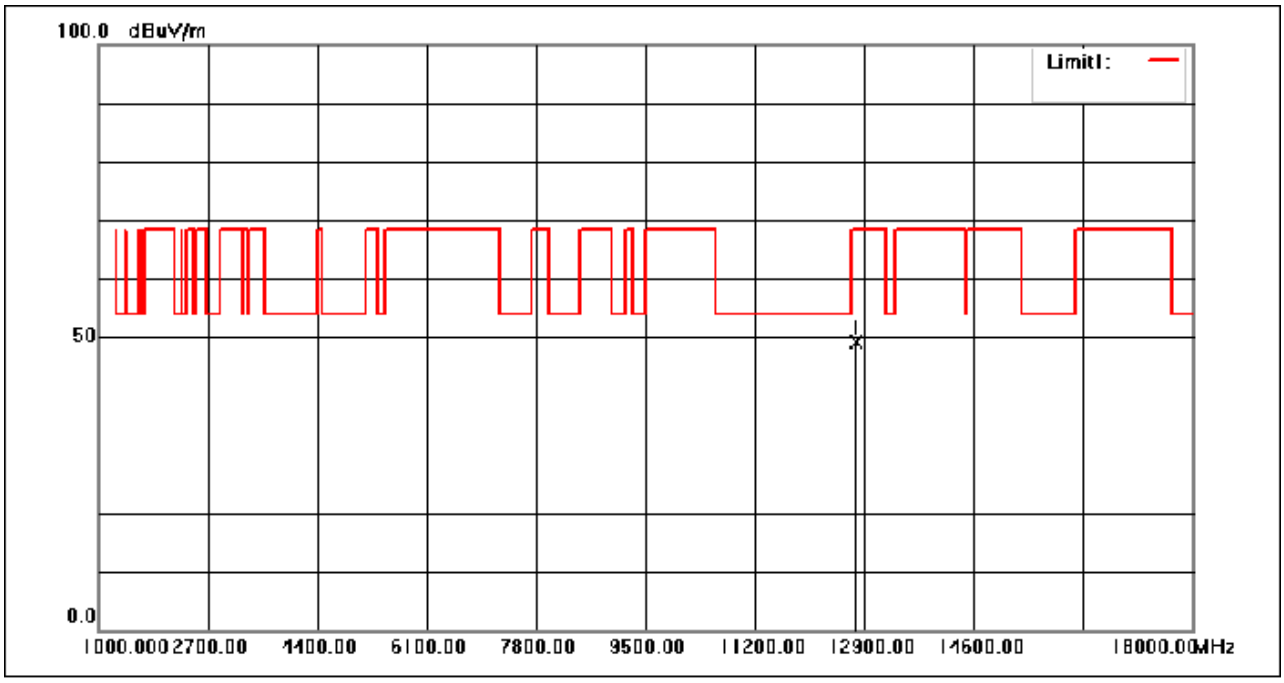

No.	Frequency (MHz)	Reading (dBuV)	Correction factor(dB/m)	Result (dBuV/m)	Limit (dBuV/m)	Margin (dB)	Remark
1	12770.130	46.20	2.98	49.18	68.30	-19.12	peak

Test Mode: 03; Polarity: Vertical; Modulation:802.11ax(MIMO); Bandwidth:80MHz; Channel:High

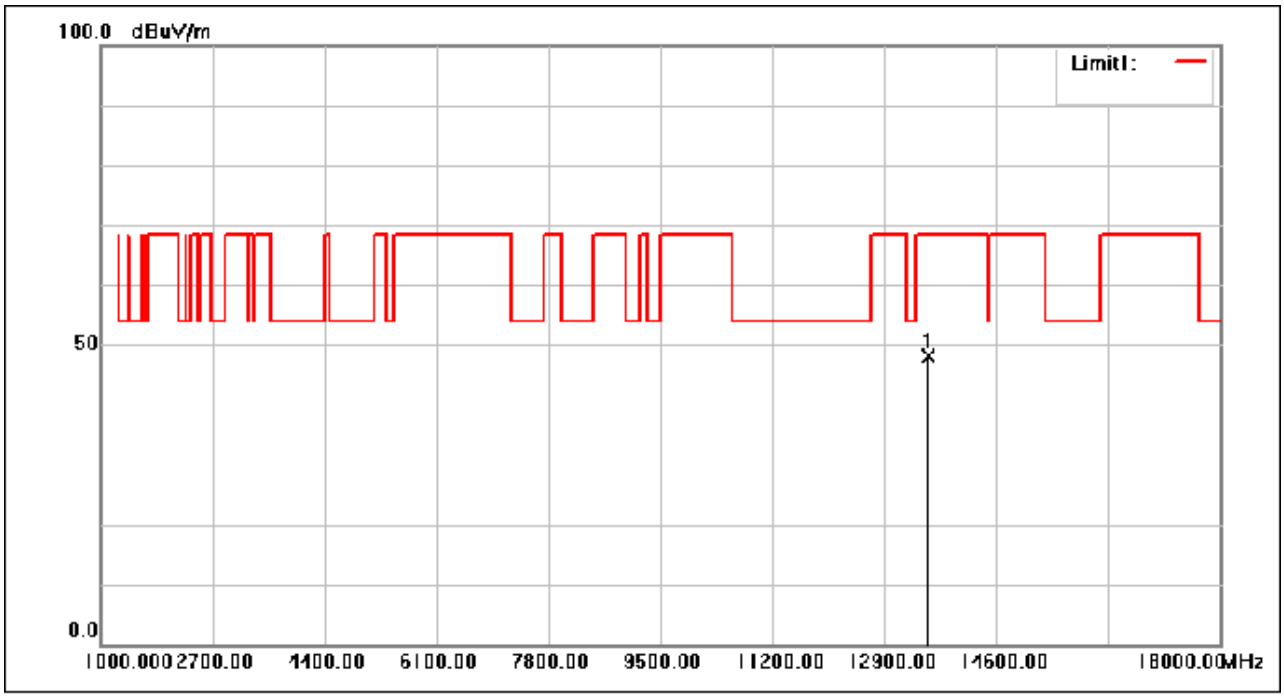

No.	Frequency (MHz)	Reading (dBuV)	Correction factor(dB/m)	Result (dBuV/m)	Limit (dBuV/m)	Margin (dB)	Remark
1	13570.400	45.45	2.71	48.16	68.30	-20.14	peak

Test Mode: 04; Polarity: Vertical; Modulation:802.11ax(MIMO); Bandwidth:160MHz

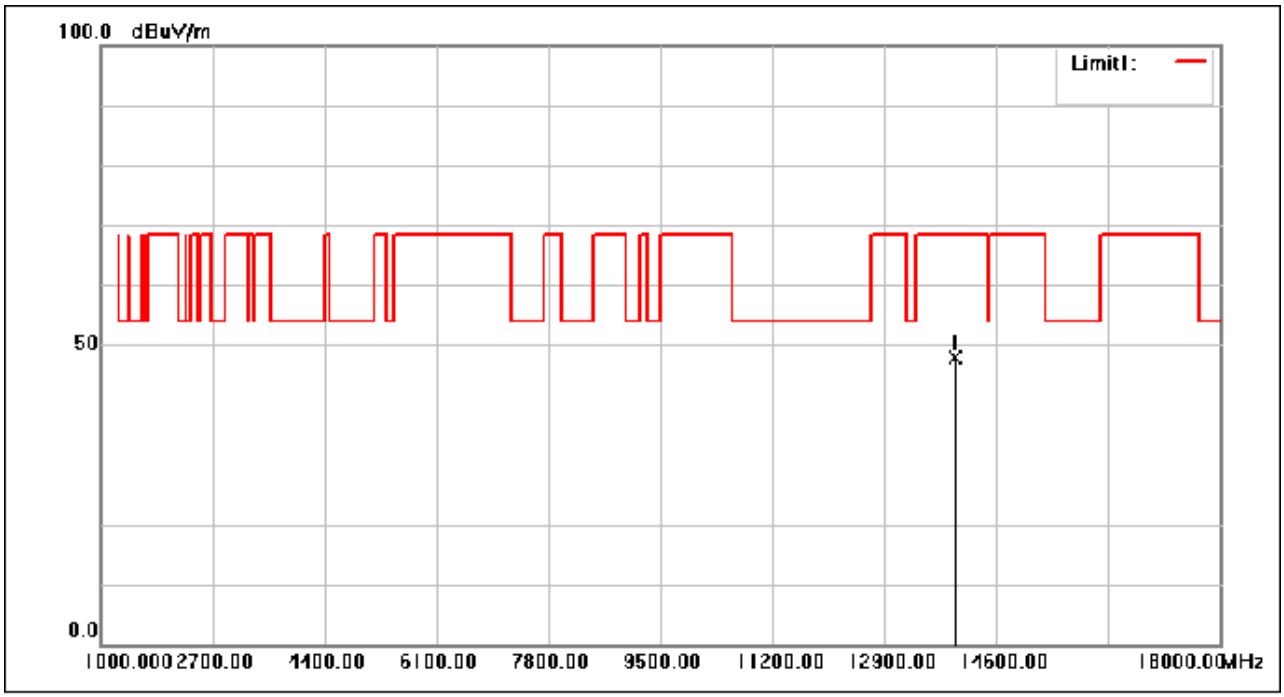

No.	Frequency (MHz)	Reading (dBuV)	Correction factor(dB/m)	Result (dBuV/m)	Limit (dBuV/m)	Margin (dB)	Remark
1	13970.560	44.07	3.81	47.88	68.30	-20.42	peak

Test Mode: 01; Polarity: Horizontal; Modulation:802.11ax(MIMO); Bandwidth:160MHz; Channel:Low

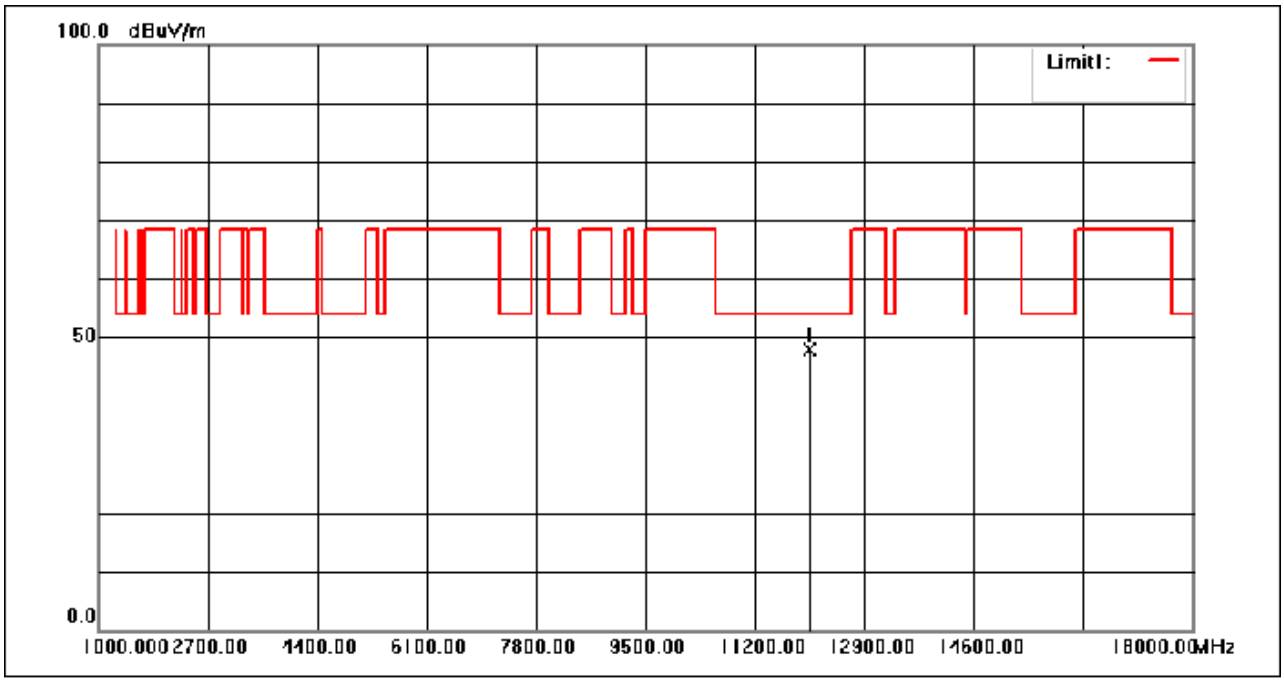

No.	Frequency (MHz)	Reading (dBuV)	Correction factor(dB/m)	Result (dBuV/m)	Limit (dBuV/m)	Margin (dB)	Remark
1	12050.730	45.42	2.55	47.97	54.00	-6.03	peak

Test Mode: 03; Polarity: Horizontal; Modulation:802.11ax(MIMO); Bandwidth:160MHz; Channel:Low

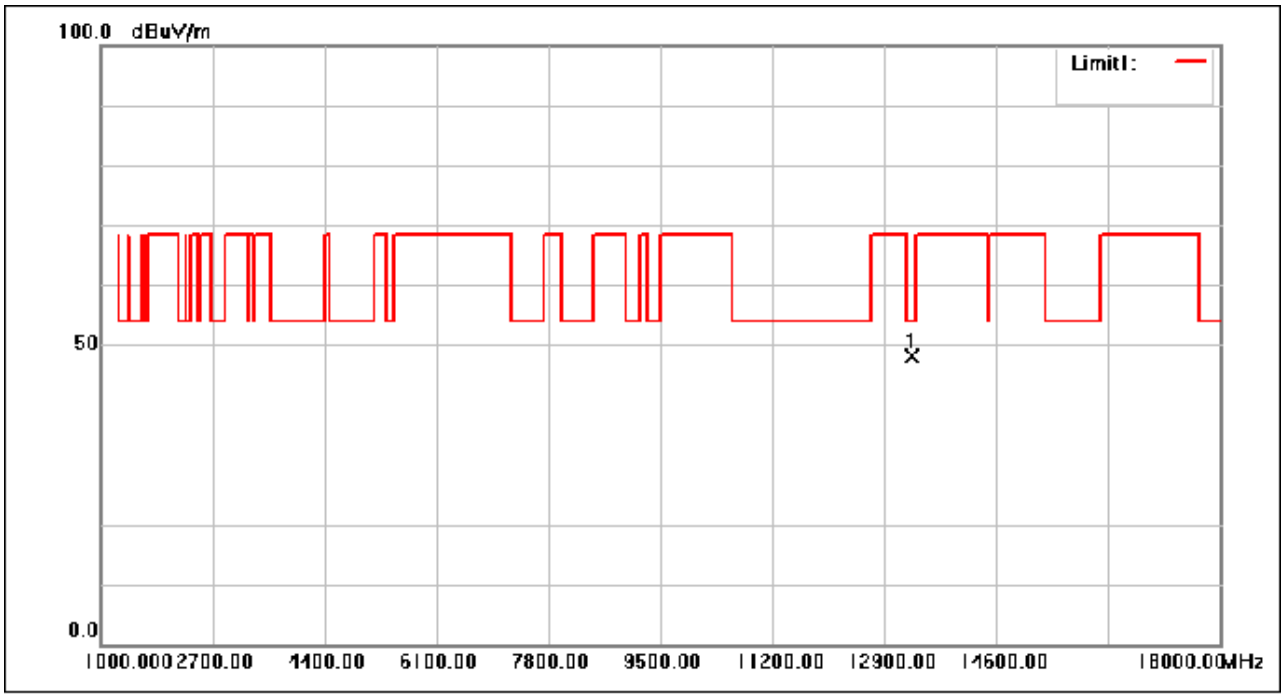

No.	Frequency (MHz)	Reading (dBuV)	Correction factor(dB/m)	Result (dBuV/m)	Limit (dBuV/m)	Margin (dB)	Remark
1	13330.350	45.14	2.93	48.07	54.00	-5.93	peak

Test Mode: 01; Polarity: Vertical; Modulation:802.11ax(MIMO); Bandwidth:160MHz; Channel:Low

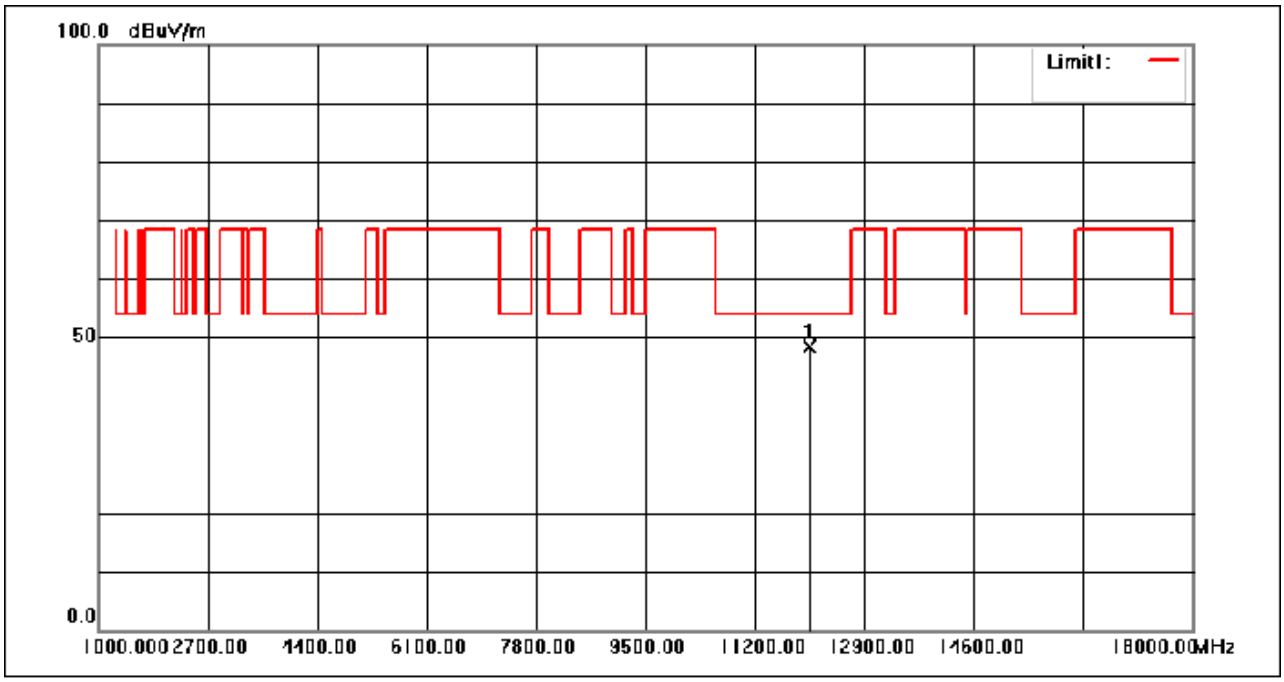

No.	Frequency (MHz)	Reading (dBuV)	Correction factor(dB/m)	Result (dBuV/m)	Limit (dBuV/m)	Margin (dB)	Remark
1	12050.710	45.92	2.55	48.47	54.00	-5.53	peak

Test Mode: 03; Polarity: Vertical; Modulation:802.11ax(MIMO); Bandwidth:160MHz; Channel:Low

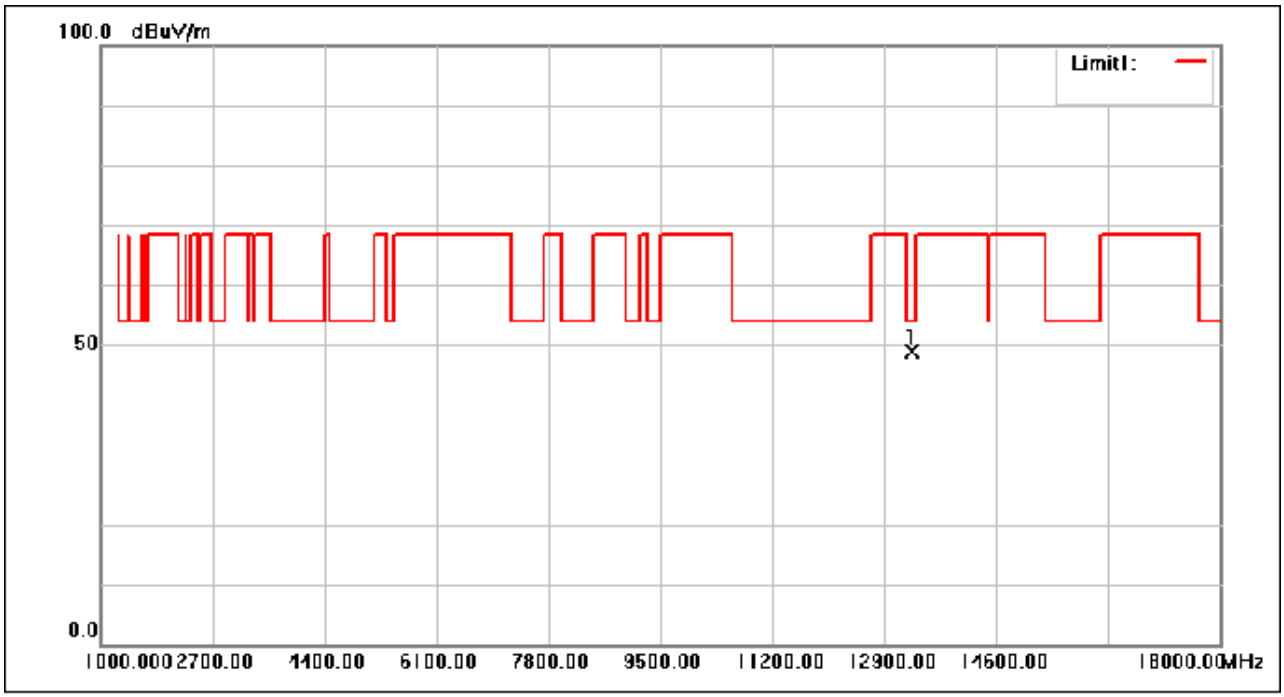

No.	Frequency (MHz)	Reading (dBuV)	Correction factor(dB/m)	Result (dBuV/m)	Limit (dBuV/m)	Margin (dB)	Remark
1	13330.240	46.01	2.93	48.94	54.00	-5.06	peak

Test Mode: 01; Polarity: Horizontal; Modulation:802.11ax(MIMO); Bandwidth:160MHz; Channel: middle

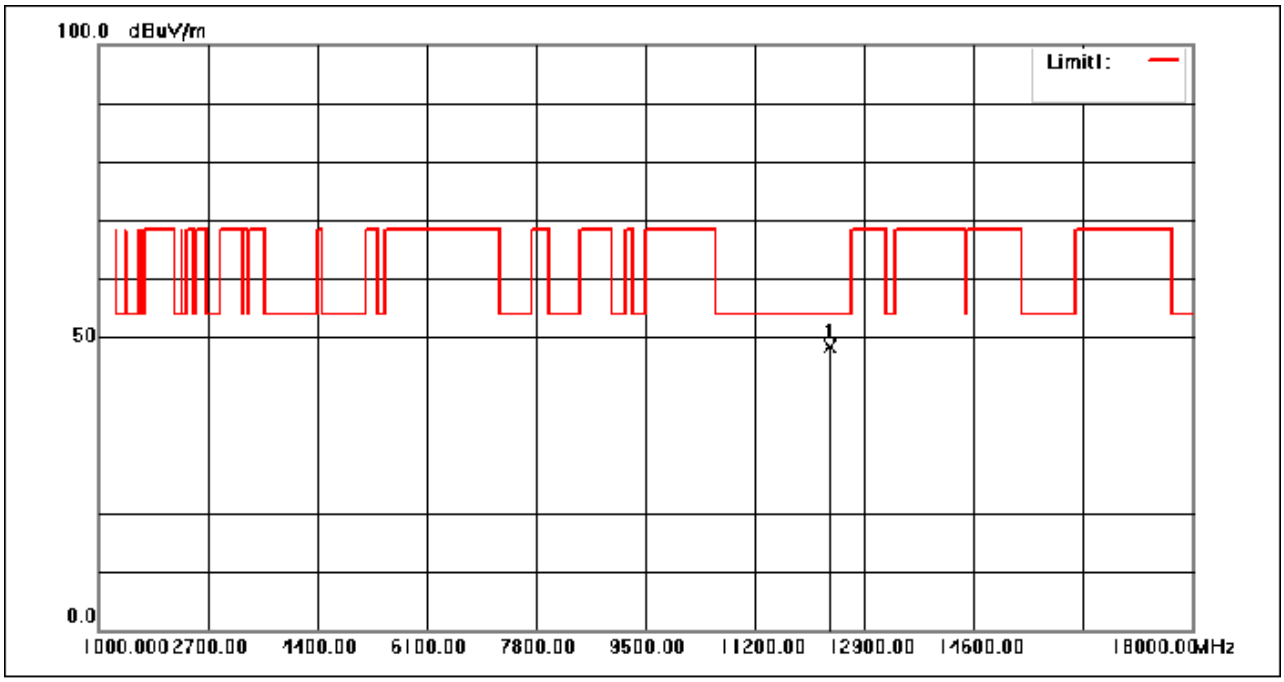

No.	Frequency (MHz)	Reading (dBuV)	Correction factor(dB/m)	Result (dBuV/m)	Limit (dBuV/m)	Margin (dB)	Remark
1	12370.420	46.20	2.20	48.40	54.00	-5.60	peak

Test Mode: 03; Polarity: Horizontal; Modulation:802.11ax(MIMO); Bandwidth:160MHz; Channel: high

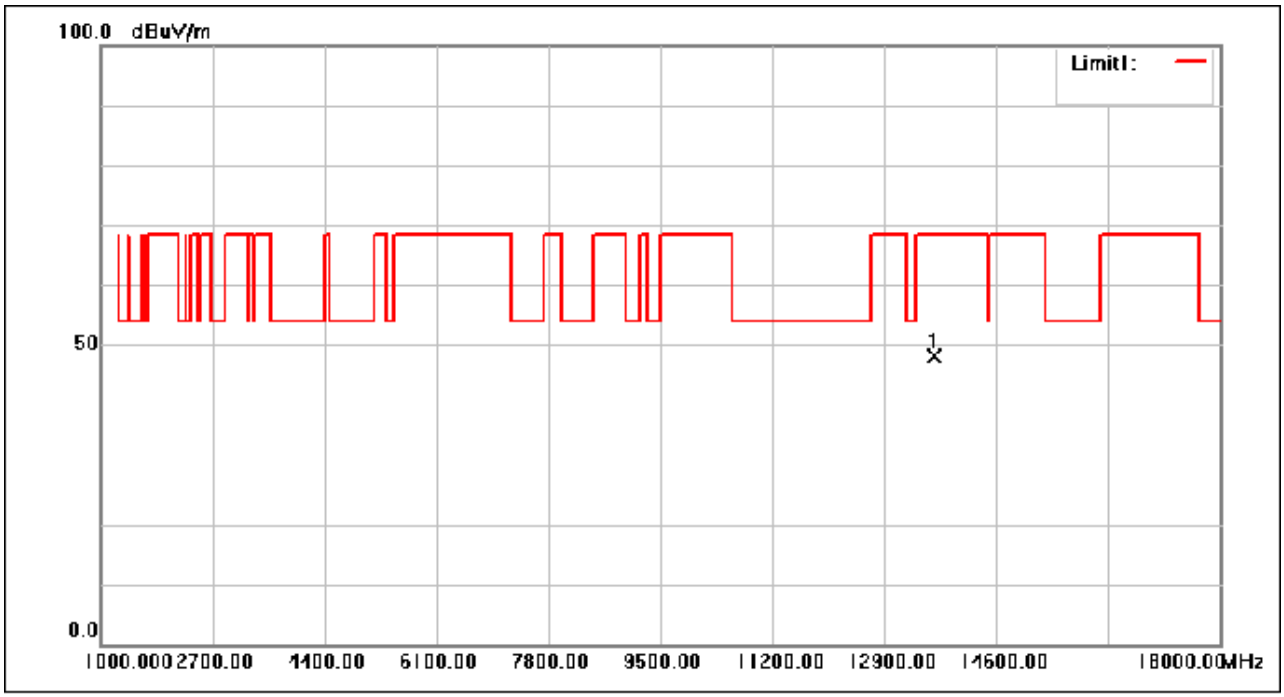

No.	Frequency (MHz)	Reading (dBuV)	Correction factor(dB/m)	Result (dBuV/m)	Limit (dBuV/m)	Margin (dB)	Remark
1	13650.180	45.16	2.92	48.08	68.30	-20.22	peak

Test Mode: 01; Polarity: Vertical; Modulation:802.11ax(MIMO); Bandwidth:160MHz; Channel: middle

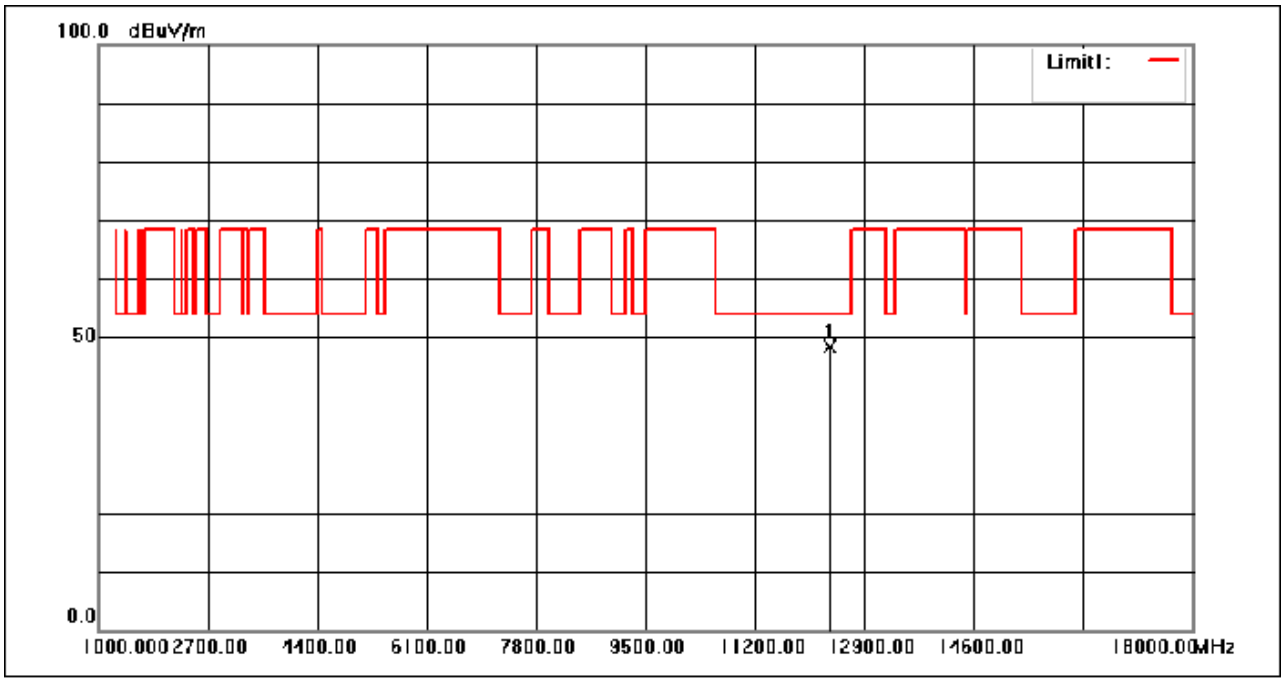

No.	Frequency (MHz)	Reading (dBuV)	Correction factor(dB/m)	Result (dBuV/m)	Limit (dBuV/m)	Margin (dB)	Remark
1	12370.950	46.08	2.20	48.28	54.00	-5.72	peak

Test Mode: 03; Polarity: Vertical; Modulation:802.11ax(MIMO); Bandwidth:160MHz; Channel: high

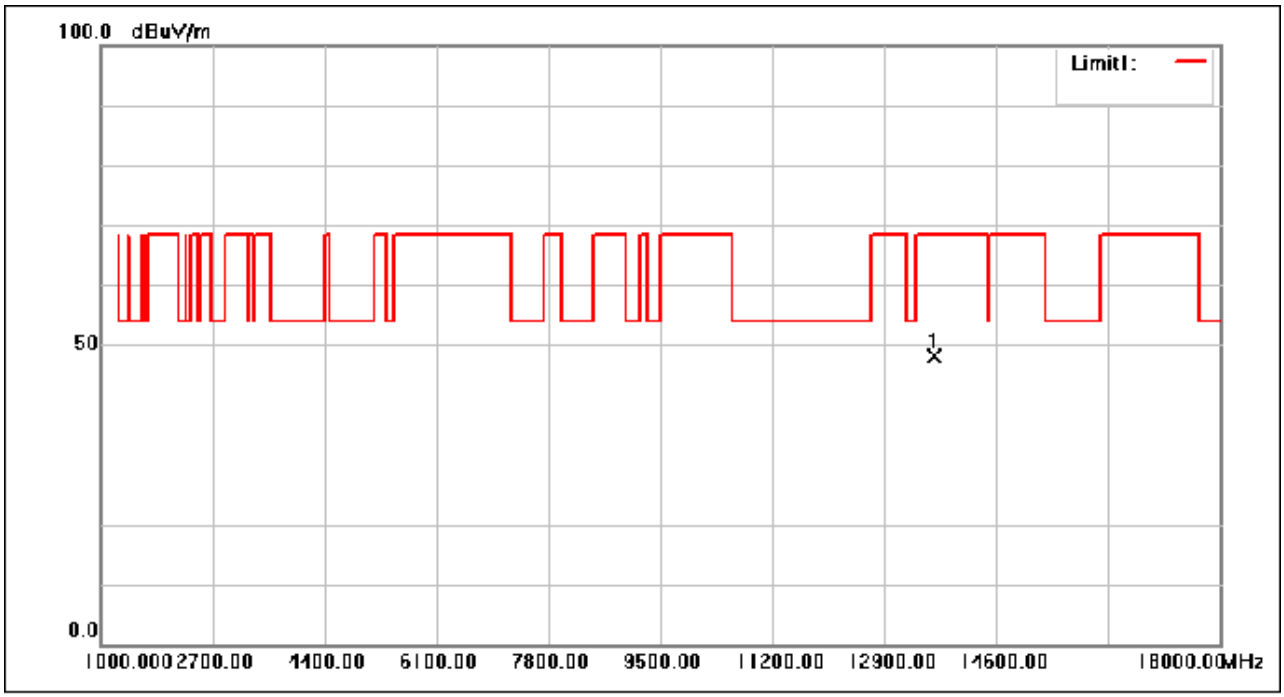

No.	Frequency (MHz)	Reading (dBuV)	Correction factor(dB/m)	Result (dBuV/m)	Limit (dBuV/m)	Margin (dB)	Remark
1	13650.310	45.20	2.92	48.12	68.30	-20.18	peak

Test Mode: 01; Polarity: Horizontal; Modulation:802.11ax(MIMO); Bandwidth:160MHz; Channel: high

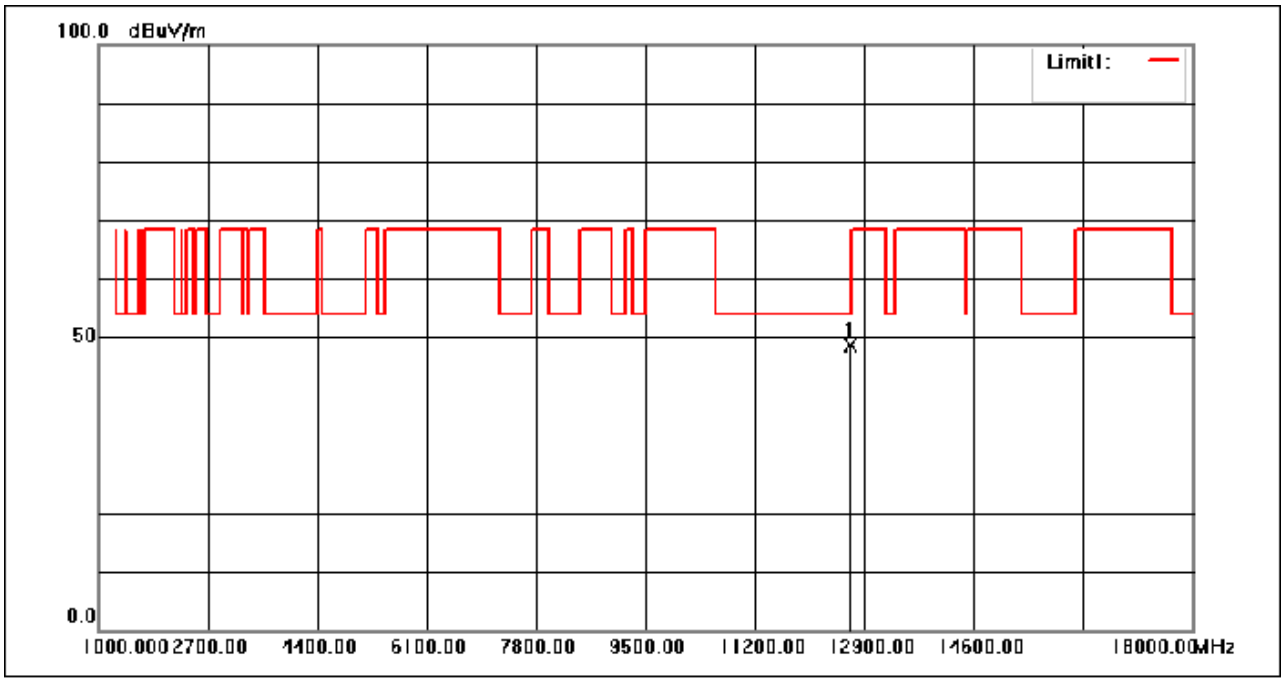

No.	Frequency (MHz)	Reading (dBuV)	Correction factor(dB/m)	Result (dBuV/m)	Limit (dBuV/m)	Margin (dB)	Remark
1	12690.240	46.02	2.71	48.73	54.00	-5.27	peak

Test Mode: 01; Polarity: Horizontal; Modulation:802.11ax(MIMO); Bandwidth:160MHz; Channel: high

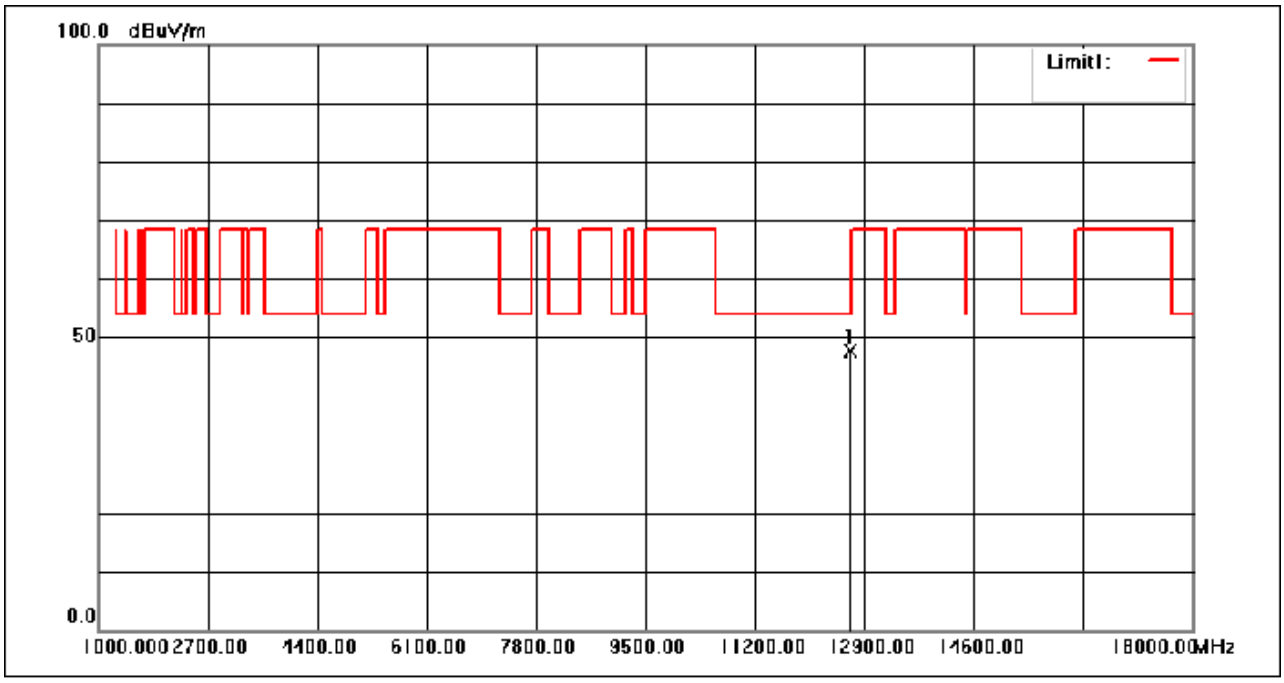

No.	Frequency (MHz)	Reading (dBuV)	Correction factor(dB/m)	Result (dBuV/m)	Limit (dBuV/m)	Margin (dB)	Remark
1	12690.080	45.03	2.71	47.74	54.00	-6.26	peak

7 Test Setup Photo

Refer to Appendix - Test Setup Photo for KSCR2312002305AT

8 EUT Constructional Details (EUT Photos)

Refer to Appendix - Photographs of EUT Constructional Details for PD20230213

9 Appendix

1. Bandwidth

1.1 OBW

1.1.1 Test Result

ENV	Mode	TX Type	Frequency (MHz)	RU	RU Pos	ANT	99% Occupied Bandwidth (MHz)		Verdict
							Result	Limit	
NTNV	802.11a	CCD	5955	/	/	1	16.864	<=320	Pass
						2	16.668	<=320	Pass
			6175	/	/	1	16.814	<=320	Pass
						2	16.651	<=320	Pass
			6415	/	/	1	16.787	<=320	Pass
						2	16.709	<=320	Pass
	802.11ax (HEW20)	MIMO	5955	RU242	Left	1	17.878	<=320	Pass
						2	17.907	<=320	Pass
			6175	RU242	Left	1	17.883	<=320	Pass
						2	17.925	<=320	Pass
			6415	RU242	Left	1	17.921	<=320	Pass
						2	17.902	<=320	Pass
	802.11ax (HEW40)	MIMO	5965	RU484	Left	1	37.917	<=320	Pass
						2	38.073	<=320	Pass
			6165	RU484	Left	1	38.033	<=320	Pass
						2	38.118	<=320	Pass
			6405	RU484	Left	1	38.028	<=320	Pass
						2	38.090	<=320	Pass
	802.11ax (HEW80)	MIMO	5985	RU996	Left	1	78.113	<=320	Pass
						2	78.049	<=320	Pass
			6145	RU996	Left	1	77.695	<=320	Pass
						2	77.735	<=320	Pass
			6385	RU996	Left	1	77.624	<=320	Pass
						2	77.735	<=320	Pass
	802.11ax (HEW160)	MIMO	6025	2xRU996	Left	1	156.718	<=320	Pass
						2	156.866	<=320	Pass
			6185	2xRU996	Left	1	156.878	<=320	Pass
						2	156.698	<=320	Pass
			6345	2xRU996	Left	1	156.492	<=320	Pass
						2	157.029	<=320	Pass

1.1.2 Test Graph

802.11a_LCH_5955MHz _Ant1_NTNV

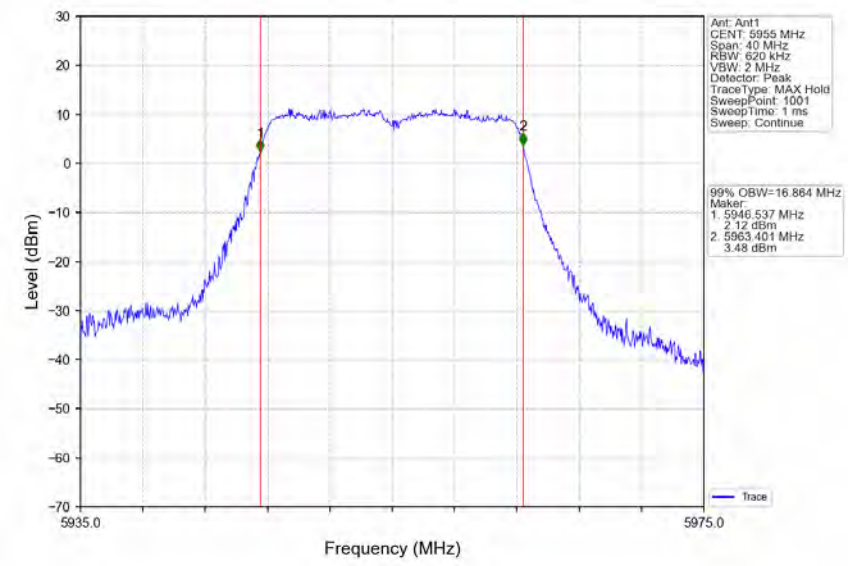

802.11a_LCH_5955MHz _Ant2_NTNV

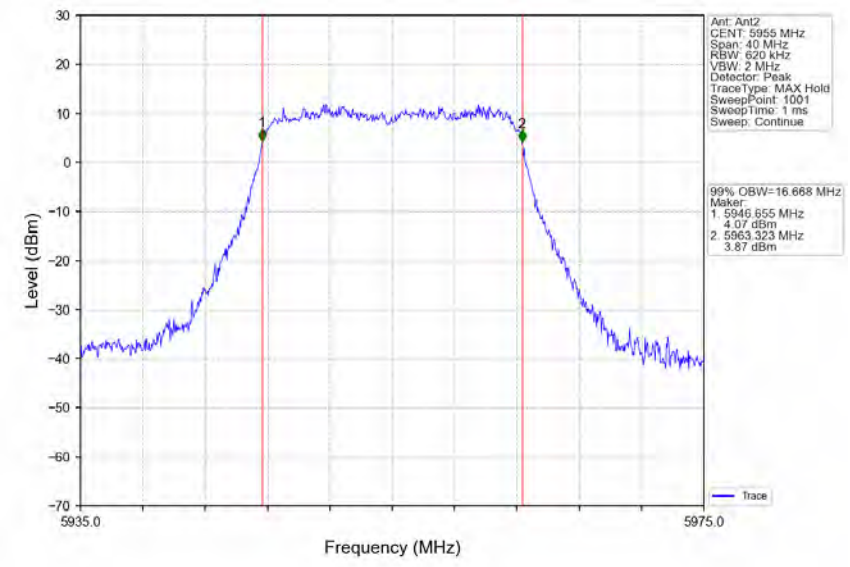

802.11a_MCH_6175MHz _Ant1_NTNV

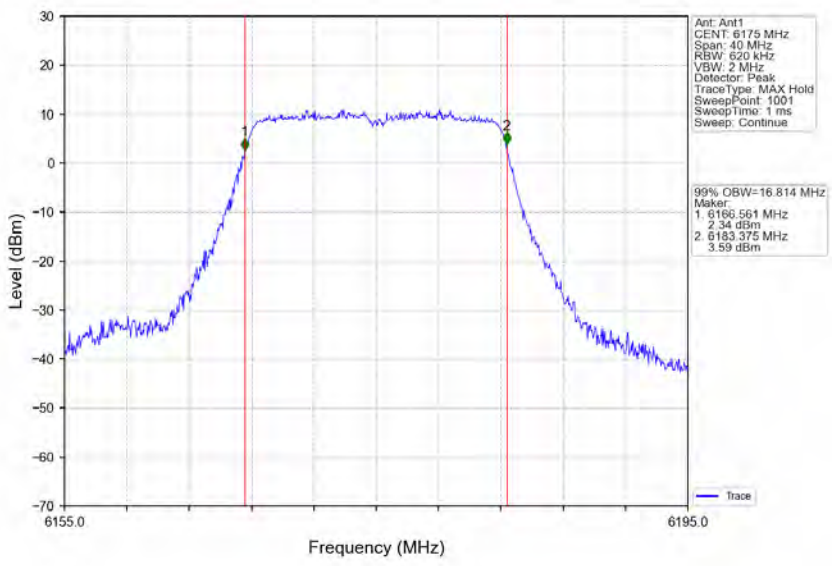

802.11a_MCH_6175MHz _Ant2_NTNV

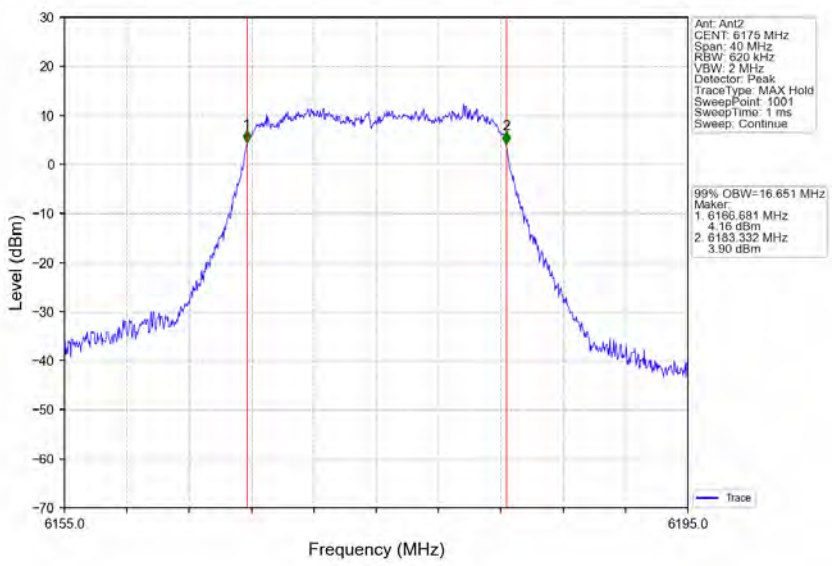

802.11a_HCH_6415MHz_ Ant1_NTNV

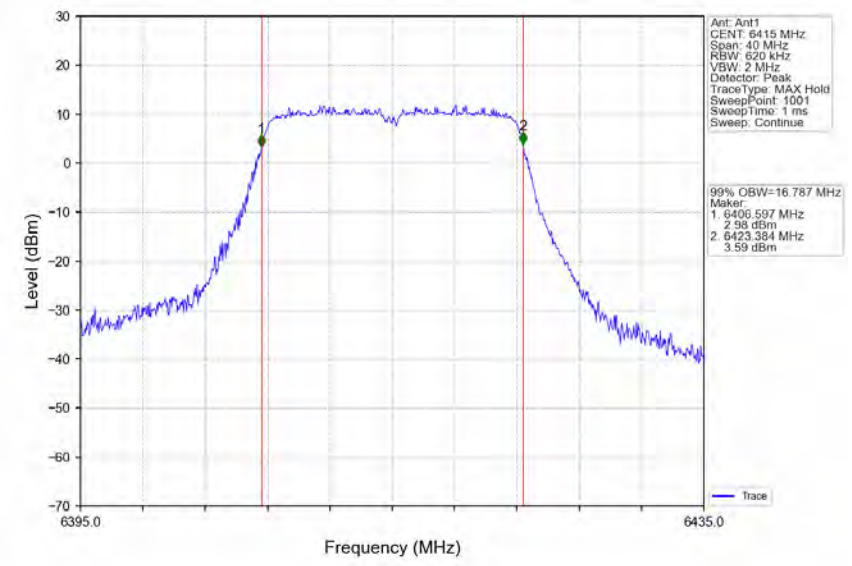

802.11a_HCH_6415MHz_Ant2_NTNV

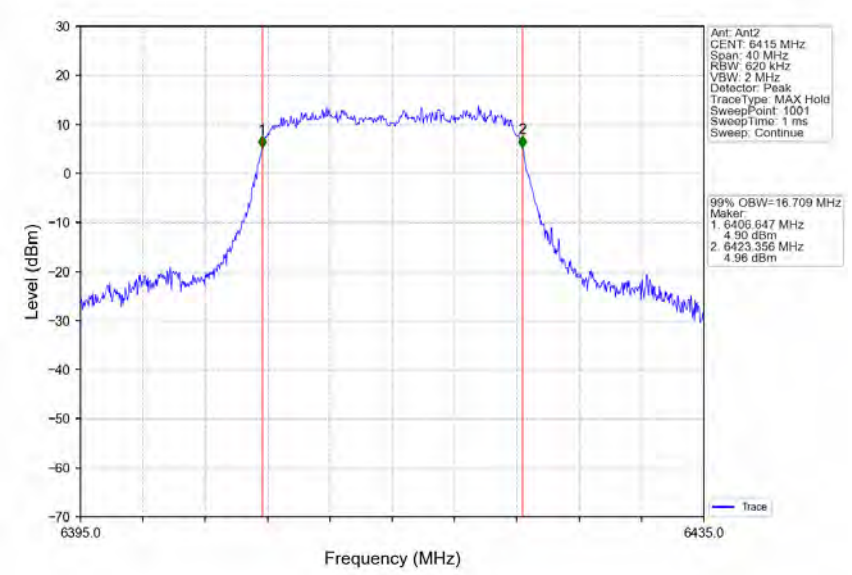

802.11ax(HEW20)_LCH_5955MHz_RU242_Left_Ant1_NTNV

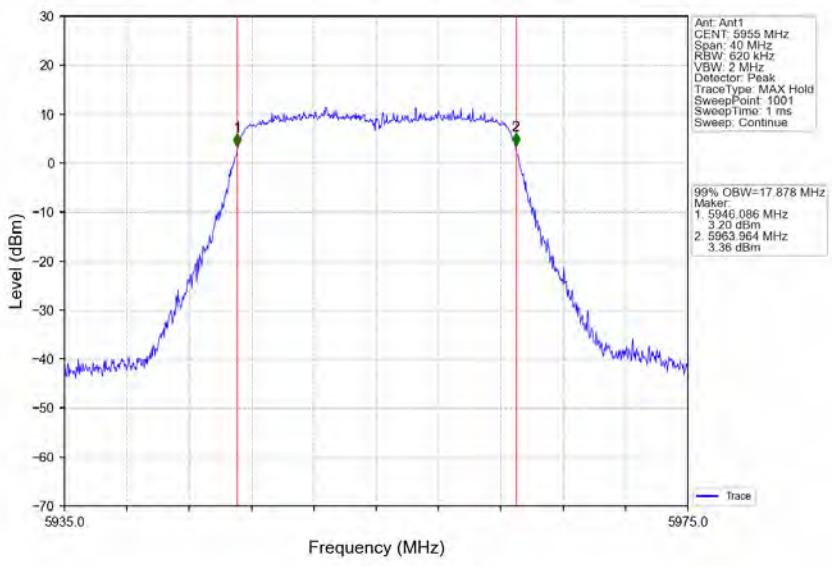

802.11ax(HEW20)_LCH_5955MHz_RU242_Left_Ant2_NTNV

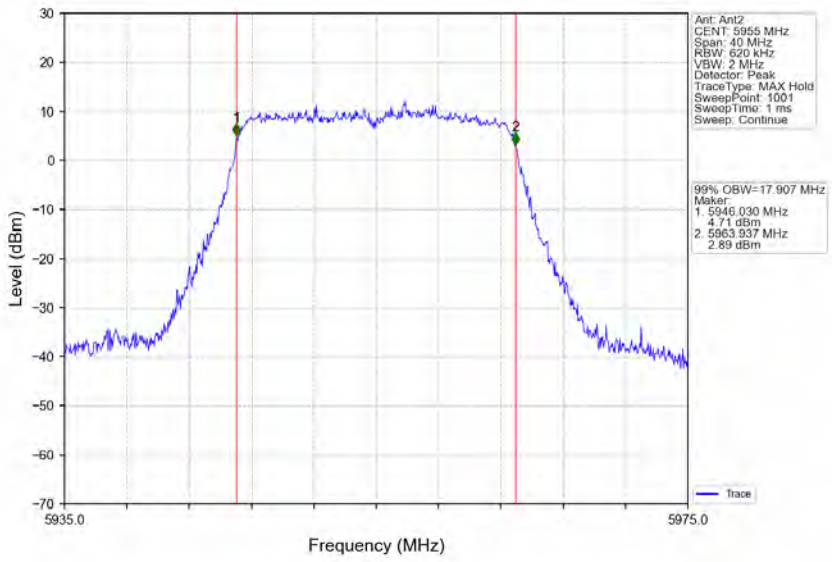

802.11ax(HEW20)_MCH_6175MHz_RU242_Left_Ant1_NTNV

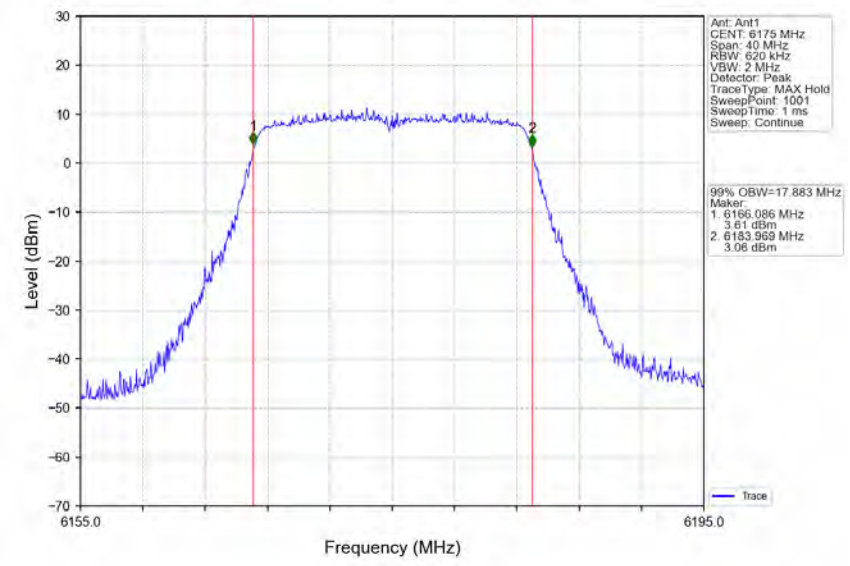

802.11ax(HEW20)_MCH_6175MHz_RU242_Left_Ant2_NTNV

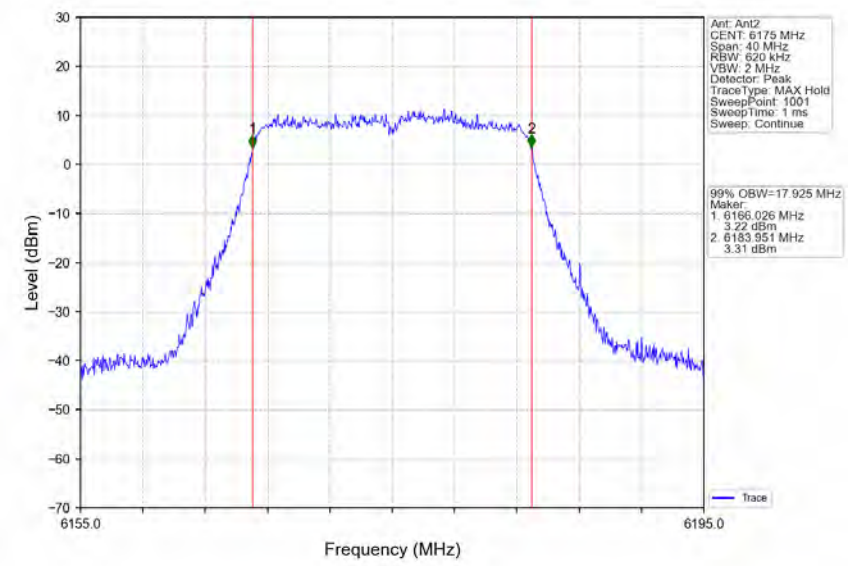

802.11ax(HEW20)_HCH_6415MHz_RU242_Left_Ant1_NTNV

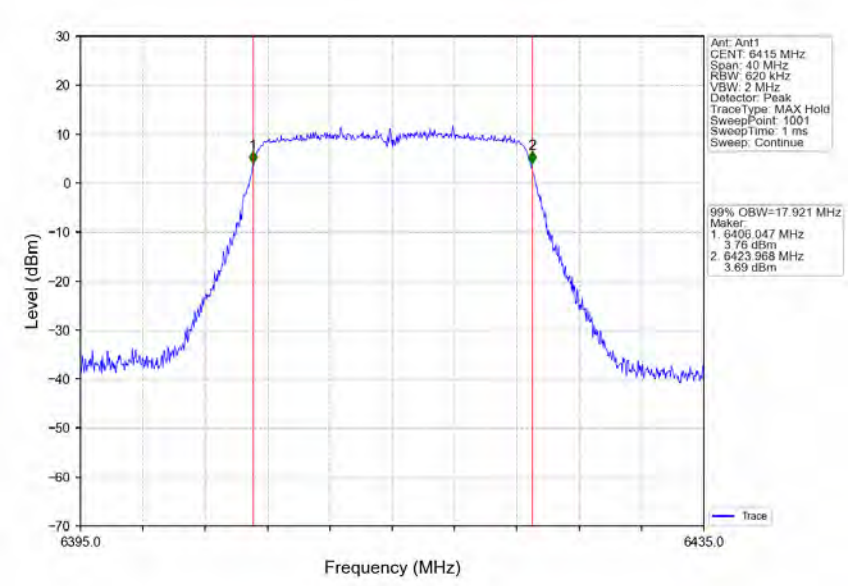

802.11ax(HEW20)_HCH_6415MHz_RU242_Left_Ant2_NTNV

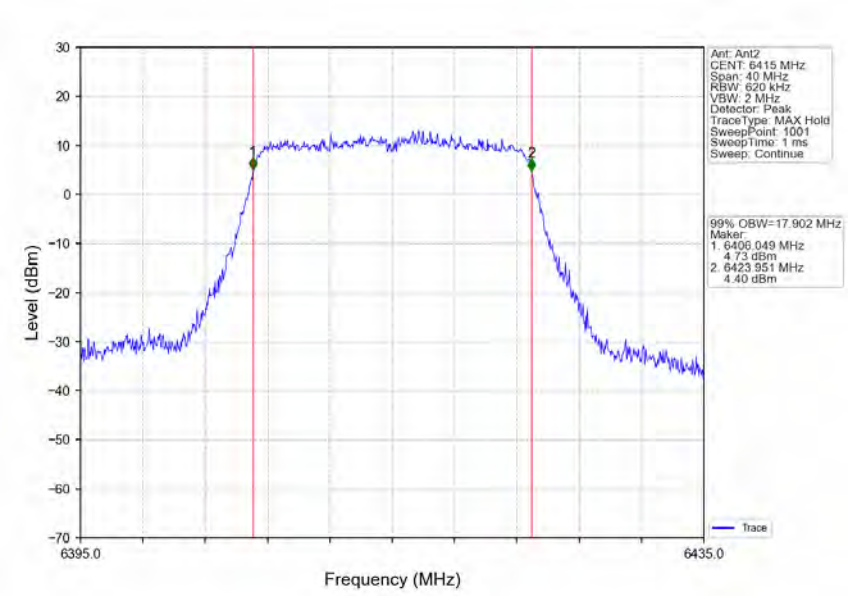

802.11ax(HEW40)_LCH_5965MHz_RU484_Left_Ant1_NTNV

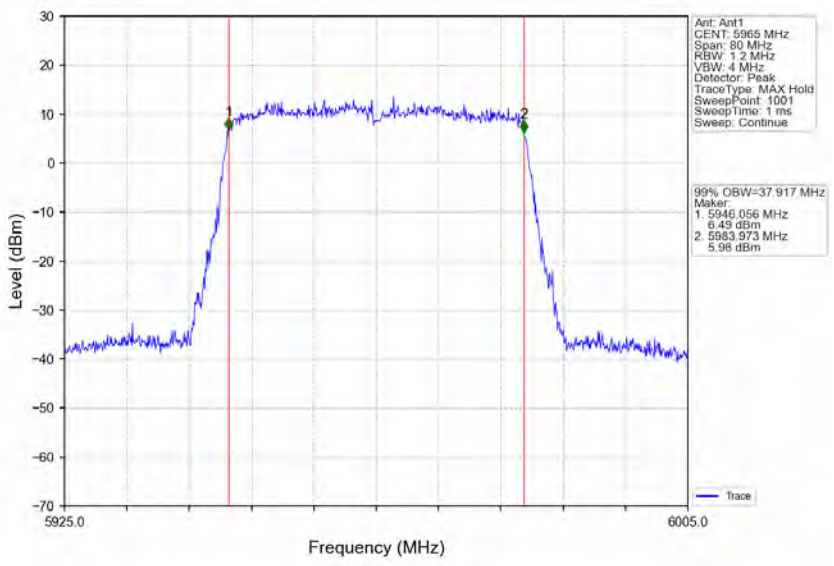

802.11ax(HEW40)_LCH_5965MHz_RU484_Left_Ant2_NTNV

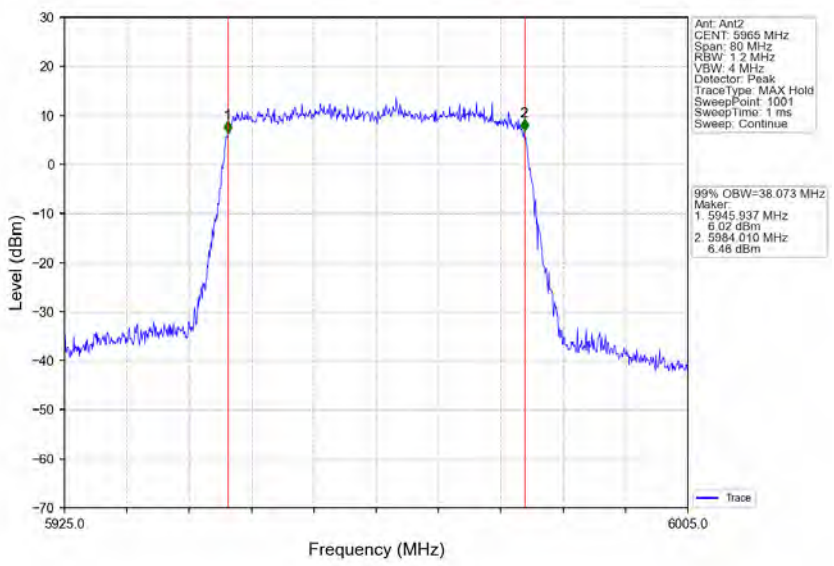

802.11ax(HEW40)_MCH_6165MHz_RU484_Left_Ant1_NTNV

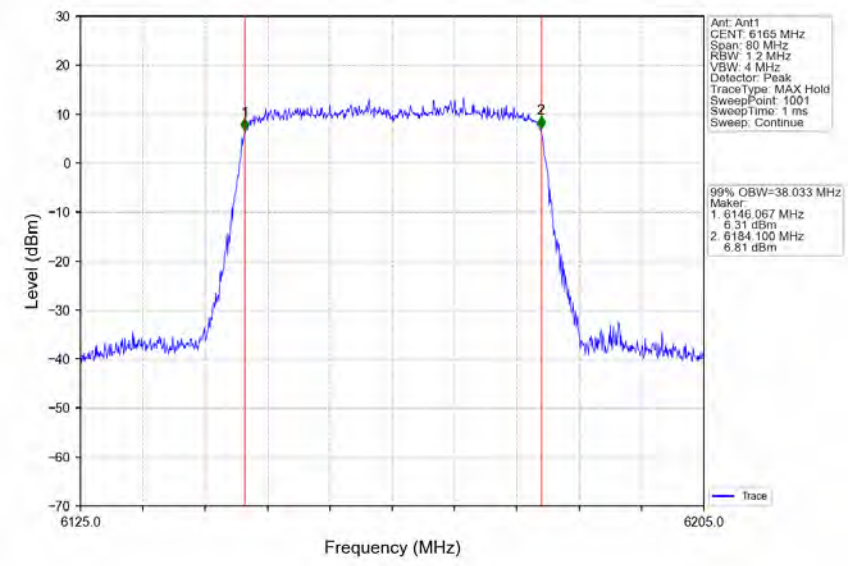

802.11ax(HEW40)_MCH_6165MHz_RU484_Left_Ant2_NTNV

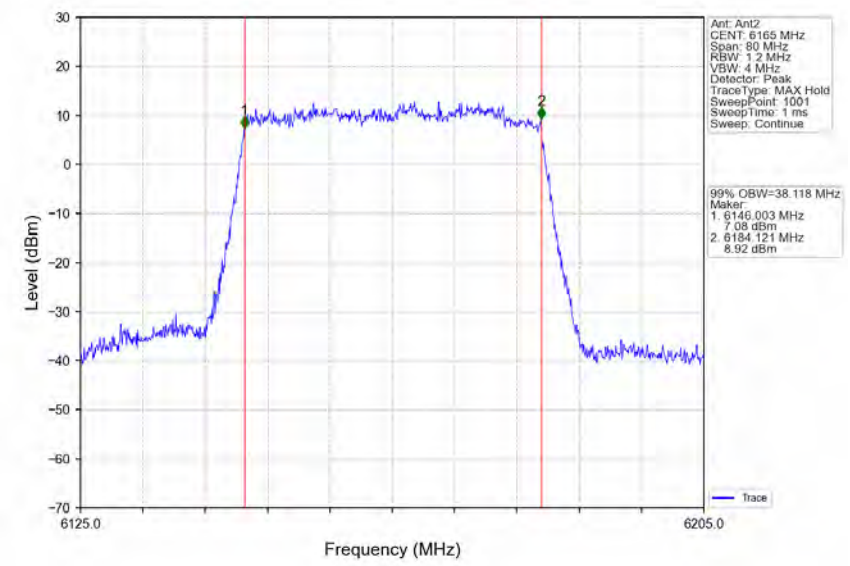

802.11ax(HEW40)_HCH_6405MHz_RU484_Left_Ant1_NTNV

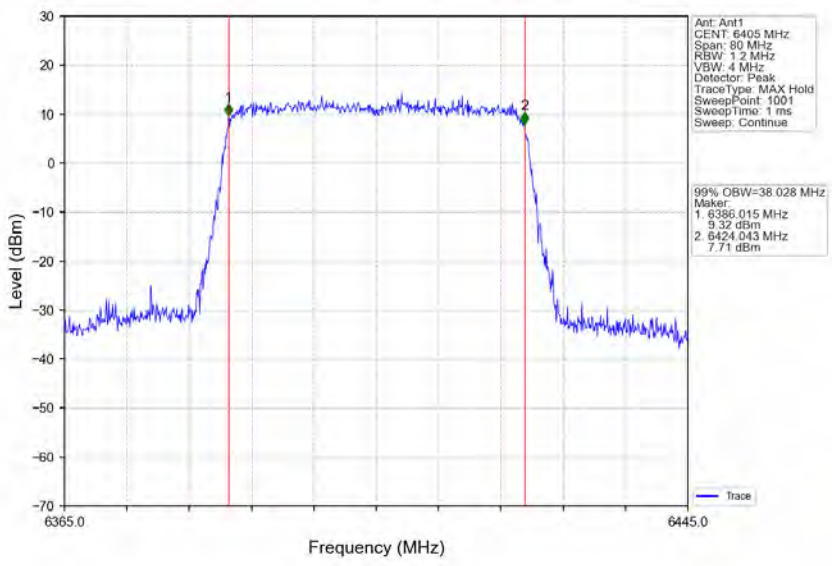

802.11ax(HEW40)_HCH_6405MHz_RU484_Left_Ant2_NTNV

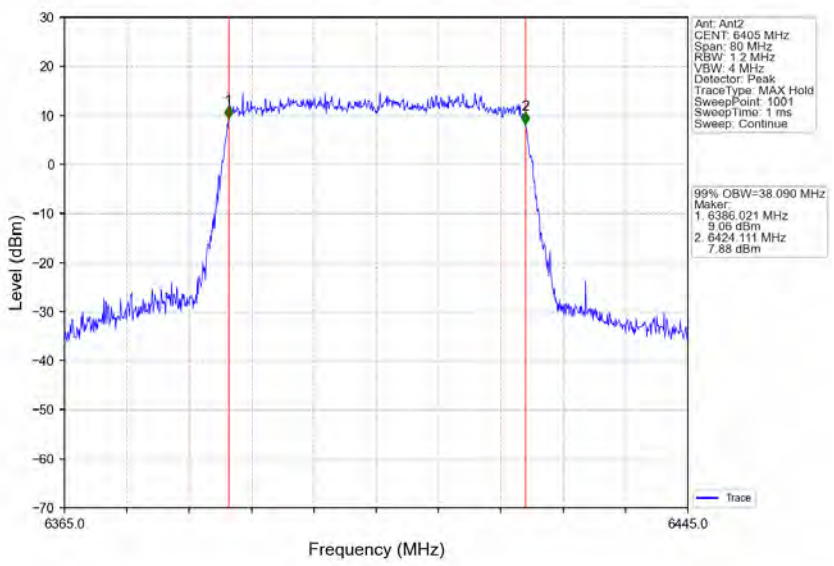

802.11ax(HEW80)_LCH_5985MHz_RU996_Left_Ant1_NTNV

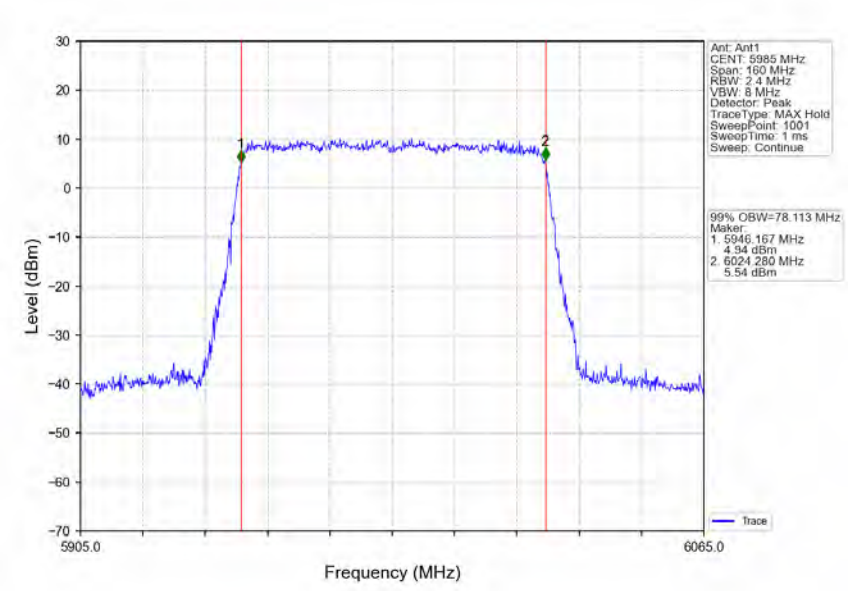

802.11ax(HEW80)_LCH_5985MHz_RU996_Left_Ant2_NTNV

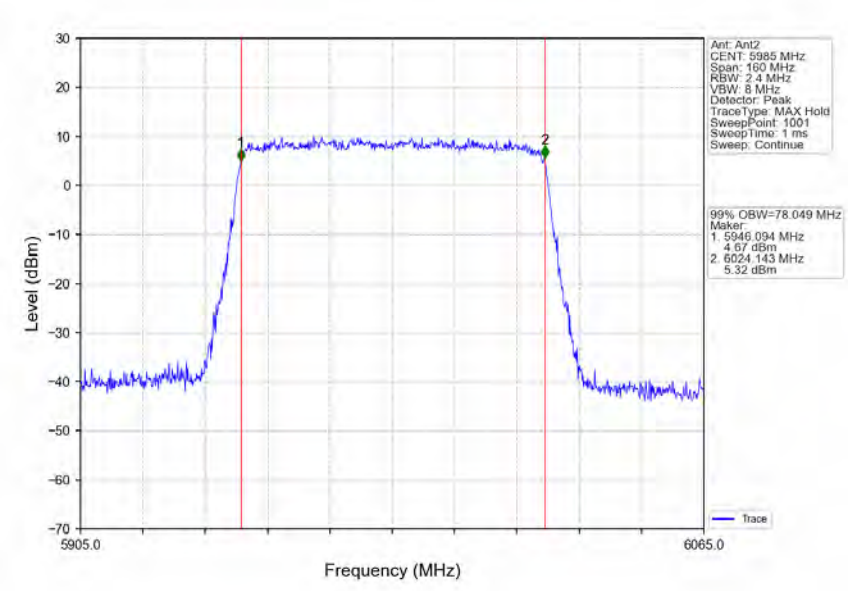

802.11ax(HEW80)_MCH_6145MHz_RU996_Left_Ant1_NTNV

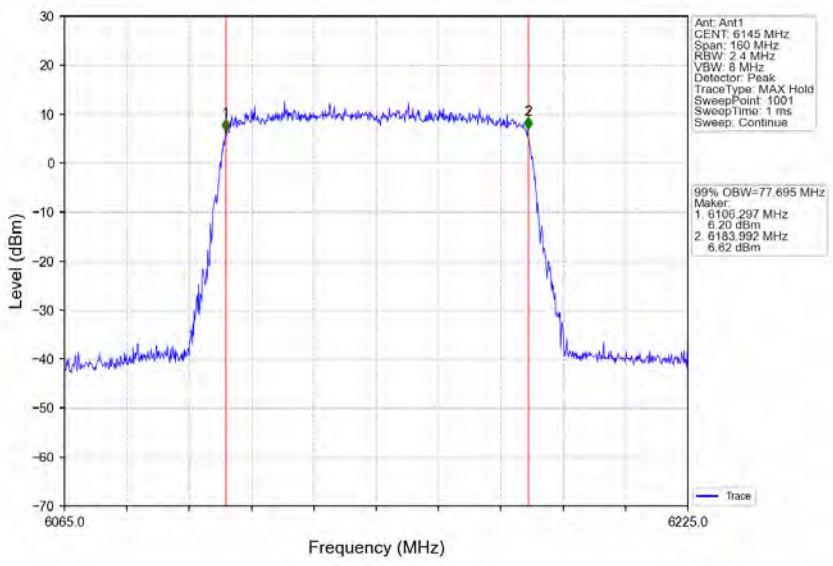

802.11ax(HEW80)_MCH_6145MHz_RU996_Left_Ant2_NTNV

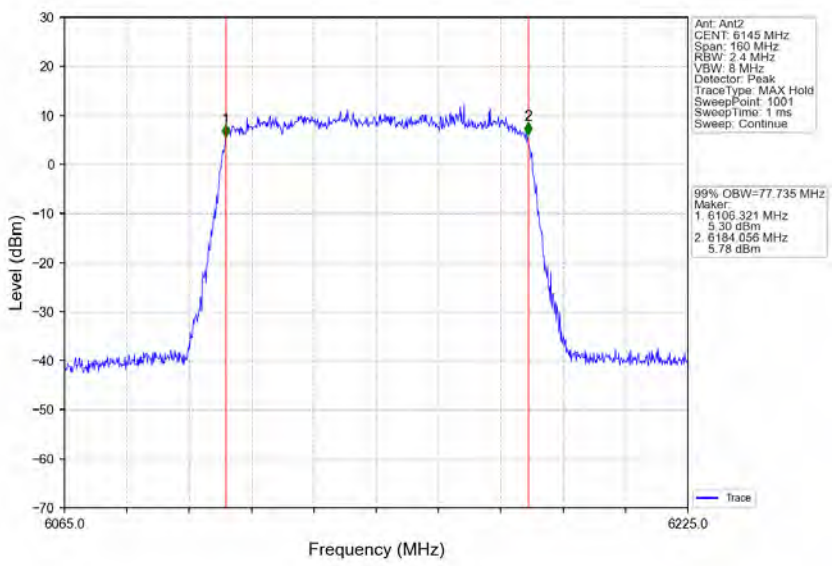

802.11ax(HEW80)_HCH_6385MHz_RU996_Left_Ant1_NTNV

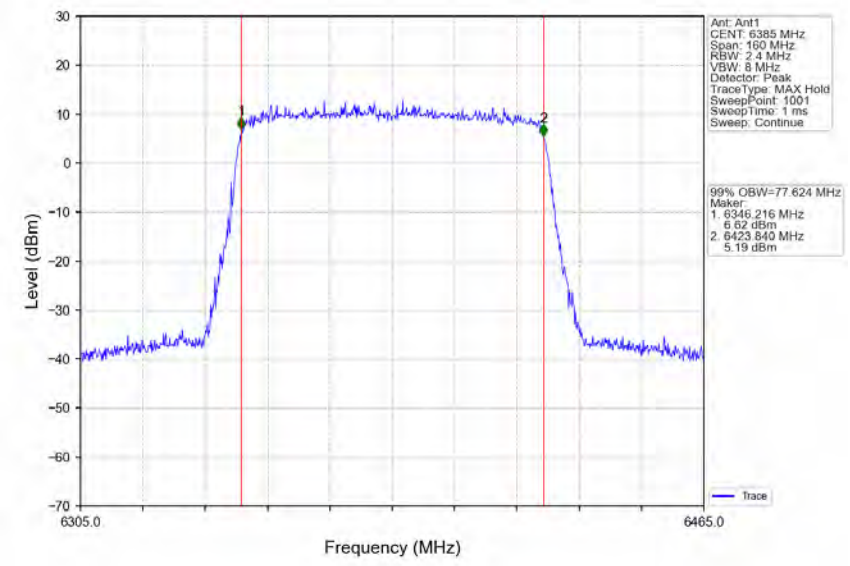

802.11ax(HEW80)_HCH_6385MHz_RU996_Left_Ant2_NTNV

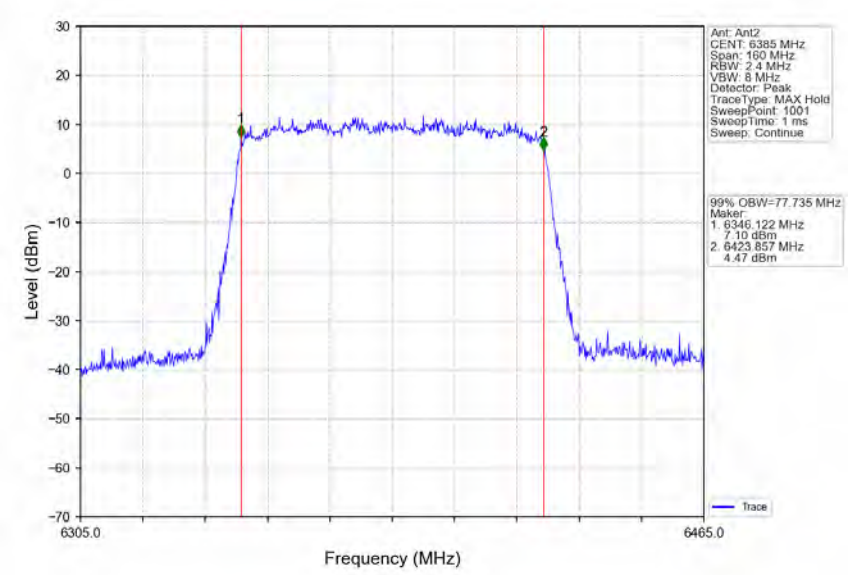

802.11ax(HEW160)_LCH_6025MHz_2xRU996_Left_Ant1_NTNV

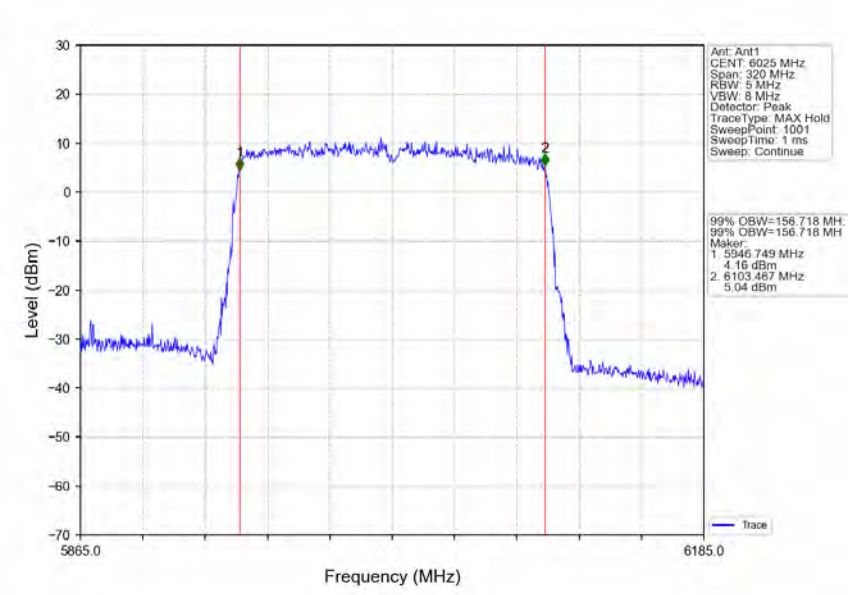

802.11ax(HEW160)_LCH_6025MHz_2xRU996_Left_Ant2_NTNV

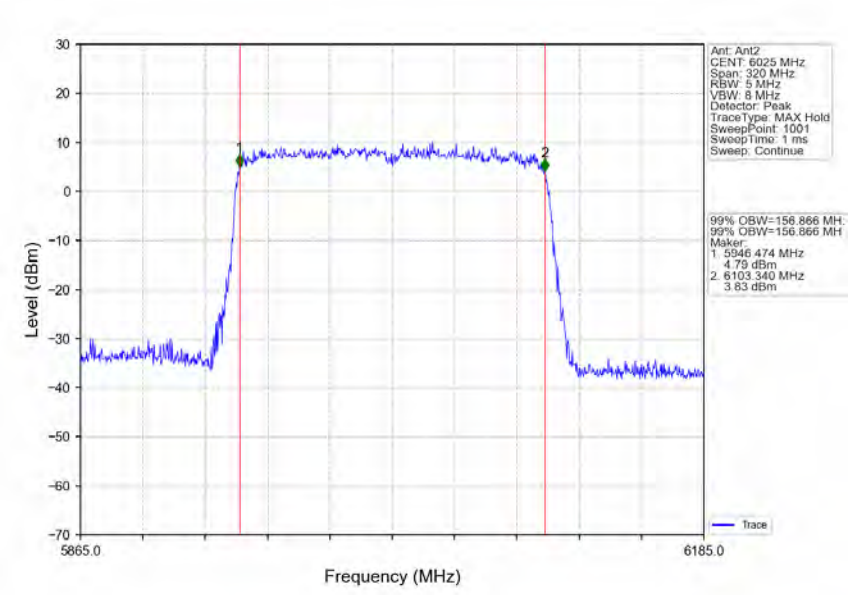

802.11ax(HEW160)_MCH_6185MHz_2xRU996_Left_Ant1_NTNV

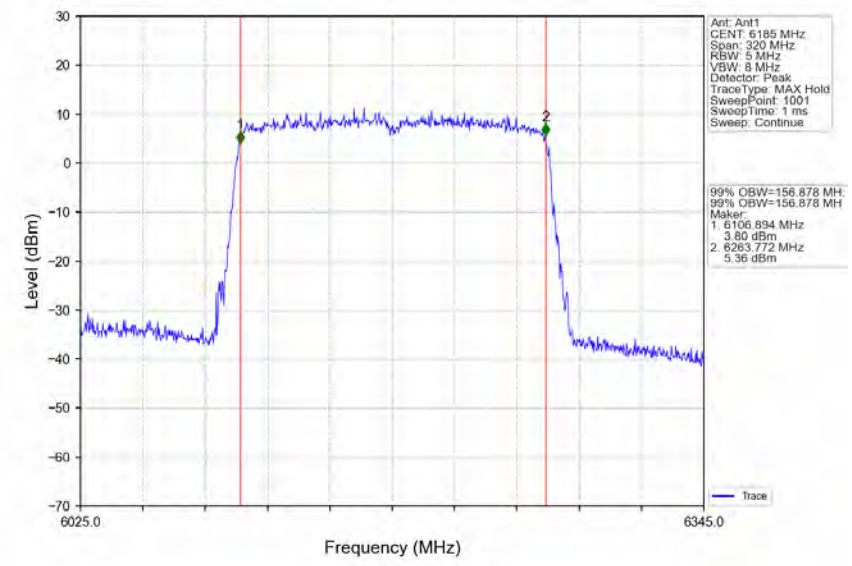

802.11ax(HEW160)_MCH_6185MHz_2xRU996_Left_Ant2_NTNV

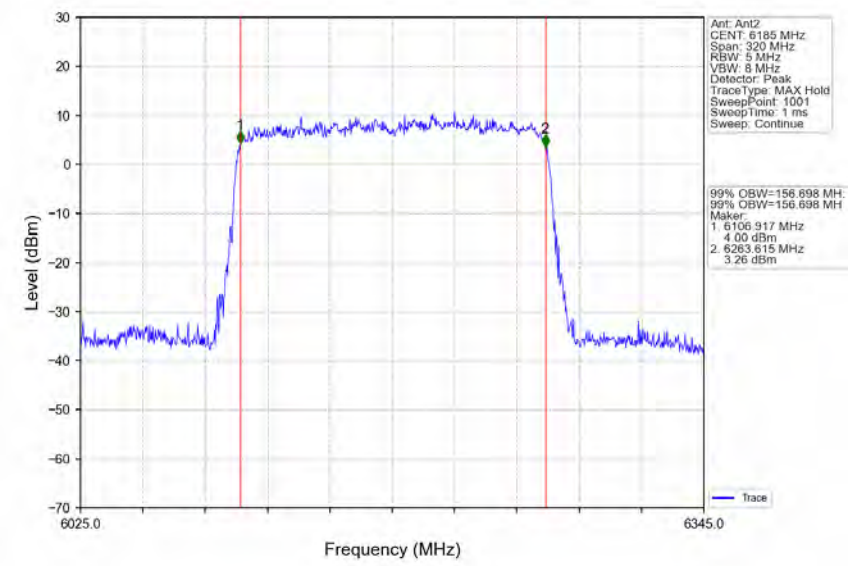

802.11ax(HEW160)_HCH_6345MHz_2xRU996_Left_Ant1_NTNV

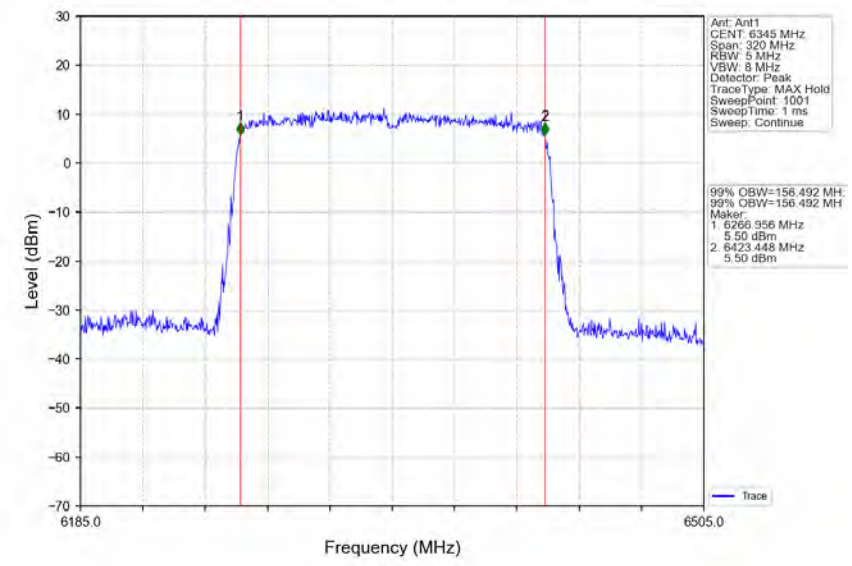

802.11ax(HEW160)_HCH_6345MHz_2xRU996_Left_Ant2_NTNV

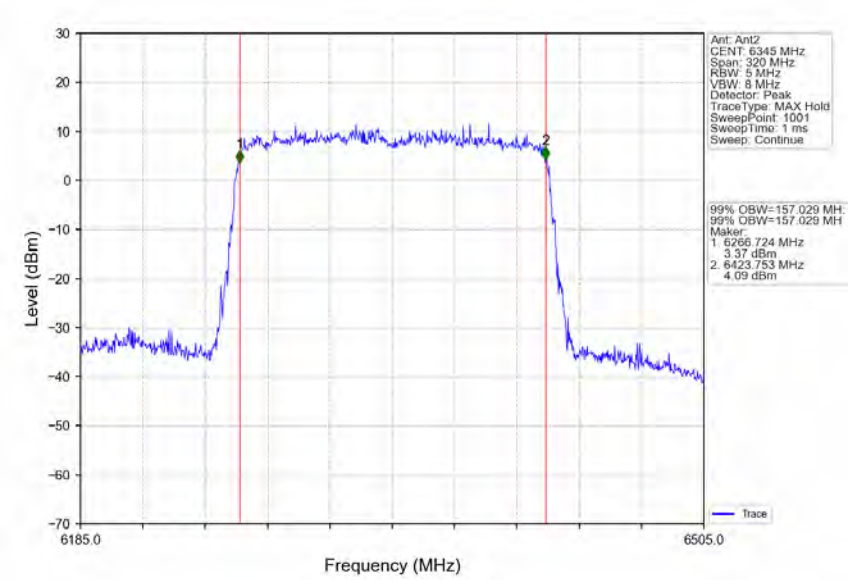

1.2 26dB BW

1.2.1 Test Result

ENV	Mode	TX Type	Frequency (MHz)	RU	RU Pos	ANT	26dB Bandwidth (MHz)		Verdict
							Result	Limit	
NTNV	802.11a	CCD	5955	/	/	1	19.056	<=320	Pass
						2	19.347	<=320	Pass
			6175	/	/	1	19.078	<=320	Pass
						2	18.850	<=320	Pass
			6415	/	/	1	19.126	<=320	Pass
						2	19.253	<=320	Pass
	802.11ax (HEW20)	MIMO	5955	RU242	Left	1	20.472	<=320	Pass
						2	20.176	<=320	Pass
			6175	RU242	Left	1	20.125	<=320	Pass
						2	20.335	<=320	Pass
			6415	RU242	Left	1	20.223	<=320	Pass
						2	20.255	<=320	Pass
	802.11ax (HEW40)	MIMO	5965	RU484	Left	1	40.350	<=320	Pass
						2	40.271	<=320	Pass
			6165	RU484	Left	1	40.199	<=320	Pass
						2	40.335	<=320	Pass
			6405	RU484	Left	1	40.653	<=320	Pass
						2	40.692	<=320	Pass
	802.11ax (HEW80)	MIMO	5985	RU996	Left	1	81.804	<=320	Pass
						2	81.876	<=320	Pass
			6145	RU996	Left	1	81.939	<=320	Pass
						2	81.907	<=320	Pass
			6385	RU996	Left	1	82.042	<=320	Pass
						2	82.388	<=320	Pass
	802.11ax (HEW160)	MIMO	6025	2xRU996	Left	1	163.581	<=320	Pass
						2	165.032	<=320	Pass
			6185	2xRU996	Left	1	164.943	<=320	Pass
						2	165.550	<=320	Pass
			6345	2xRU996	Left	1	165.272	<=320	Pass
						2	164.671	<=320	Pass

1.2.2 Test Graph

802.11a_LCH_5955MHz_RU242_Left_Ant1_NTNV

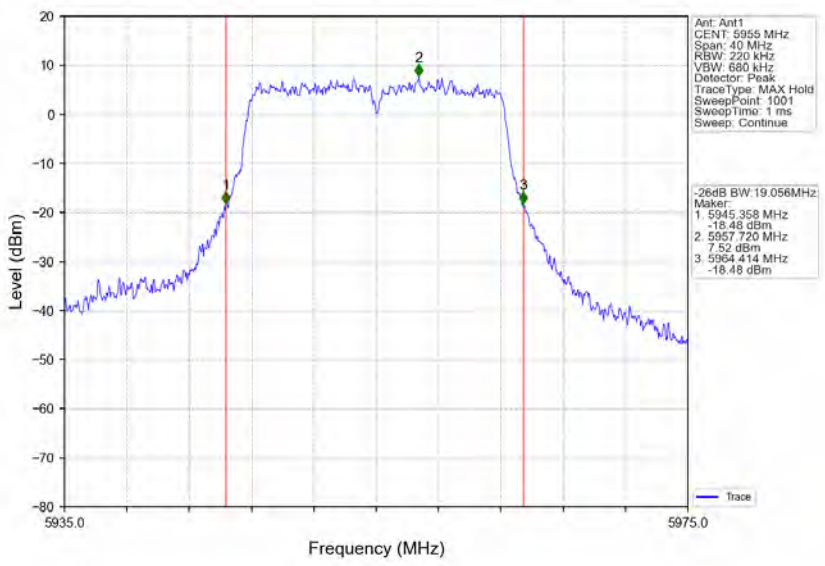

802.11a_LCH_5955MHz _Ant2_NTNV

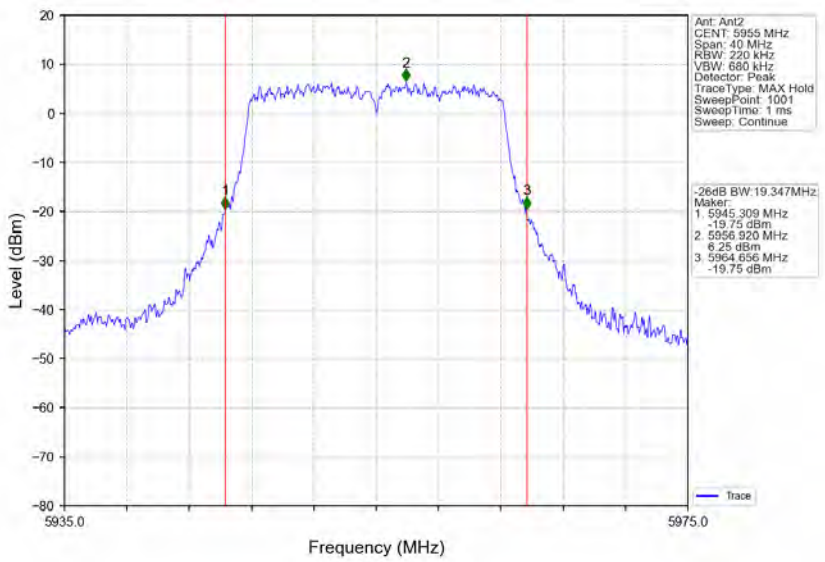

802.11a_MCH_6175MHz _Ant1_NTNV

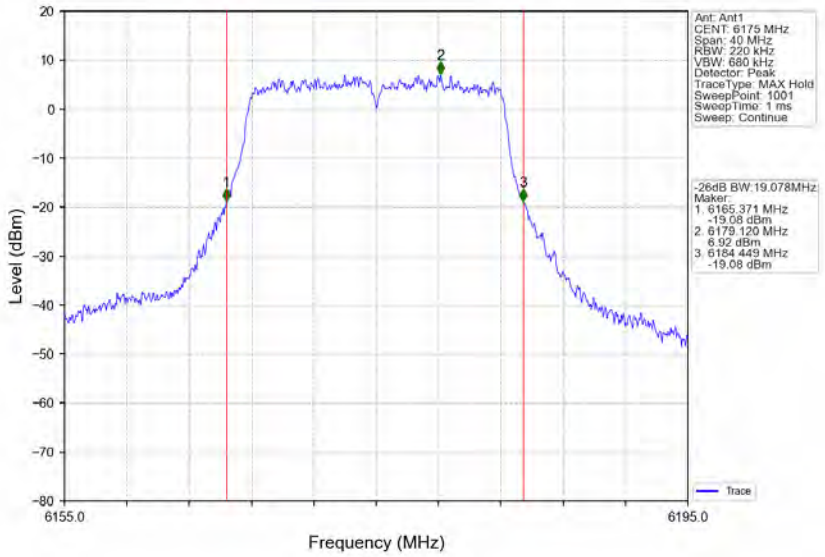

802.11a_MCH_6175MHz _Ant2_NTNV

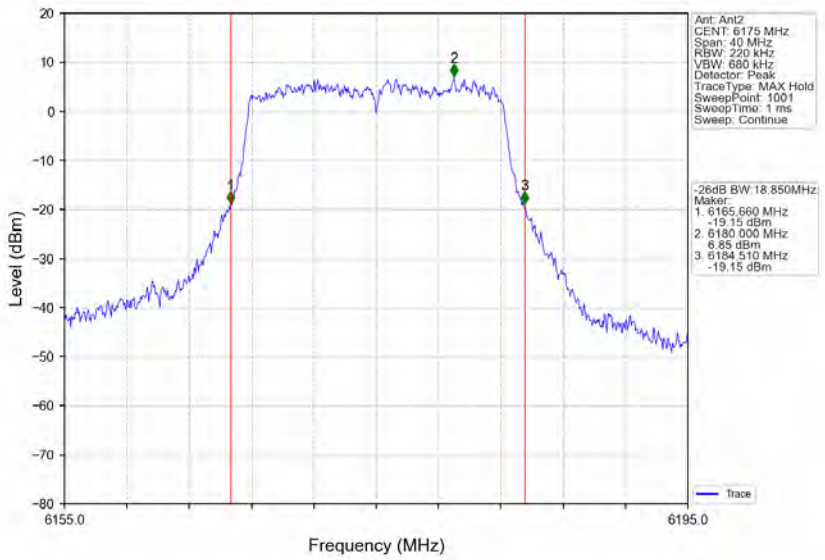

802.11a_HCH_6415MHz_Ant1_NTNV

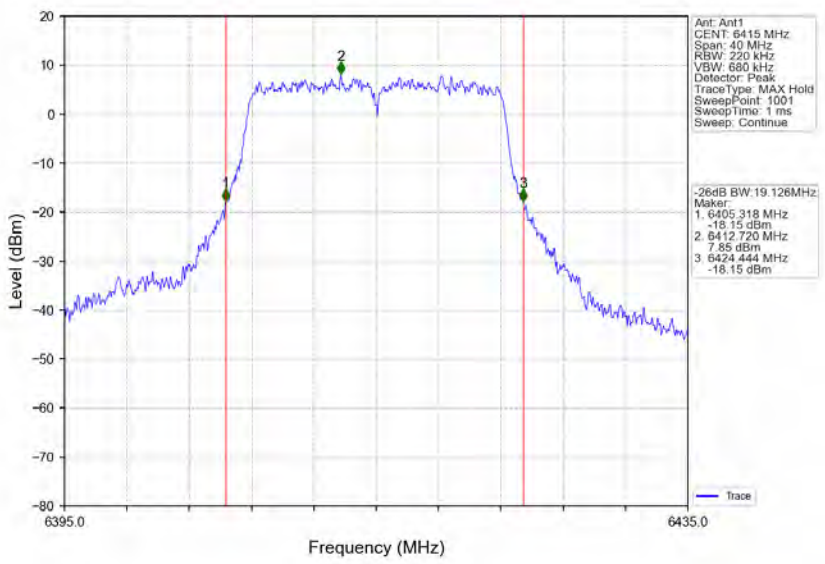

802.11a_HCH_6415MHz _Ant2_NTNV

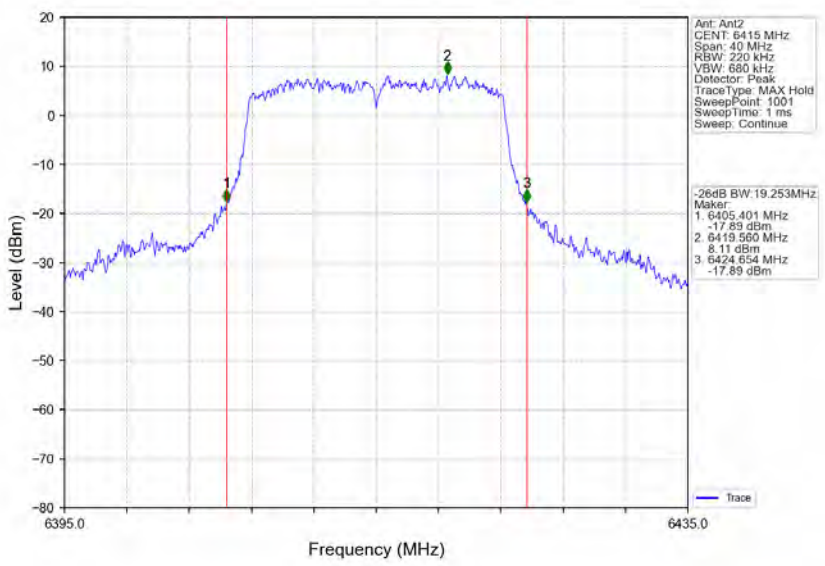

802.11ax(HEW20)_LCH_5955MHz_RU242_Left_Ant1_NTNV

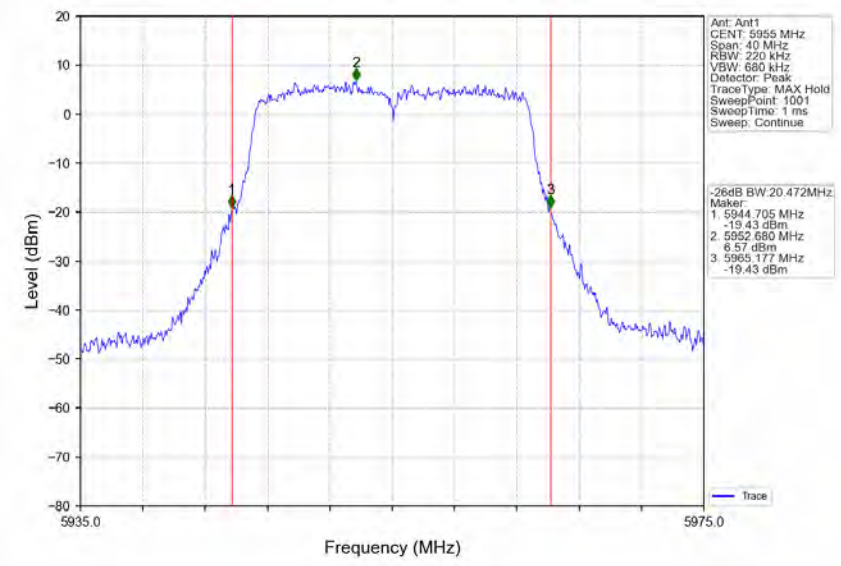

802.11ax(HEW20)_LCH_5955MHz_RU242_Left_Ant2_NTNV

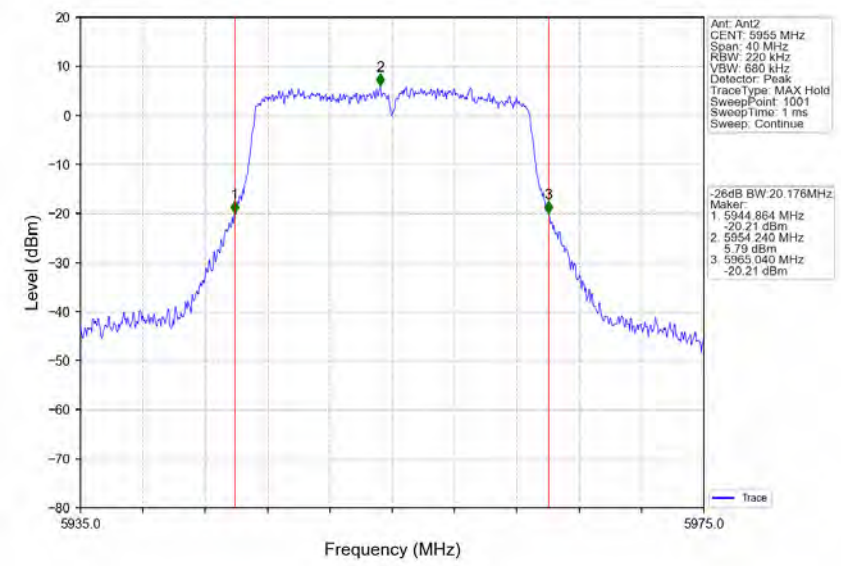

802.11ax(HEW20)_MCH_6175MHz_RU242_Left_Ant1_NTNV

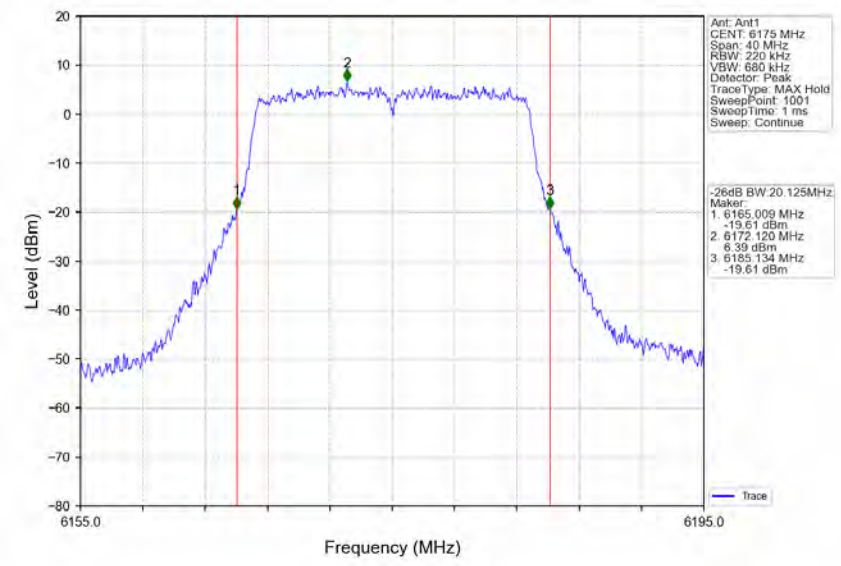

802.11ax(HEW20)_MCH_6175MHz_RU242_Left_Ant2_NTNV

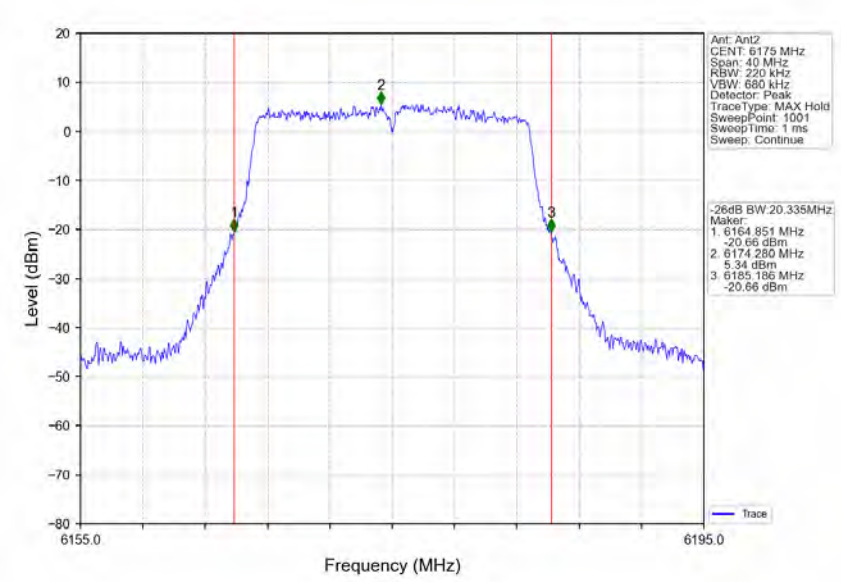

802.11ax(HEW20)_HCH_6415MHz_RU242_Left_Ant1_NTNV

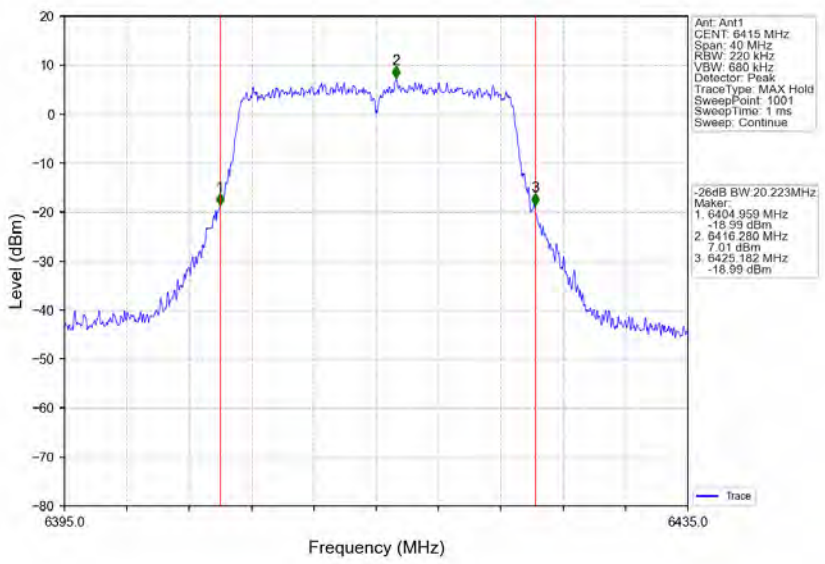

802.11ax(HEW20)_HCH_6415MHz_RU242_Left_Ant2_NTNV

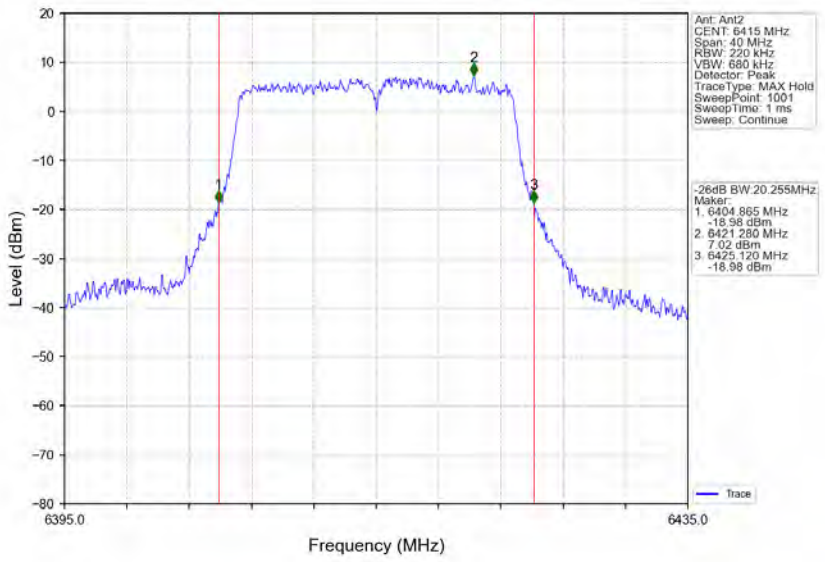

802.11ax(HEW40)_LCH_5965MHz_RU484_Left_Ant1_NTNV

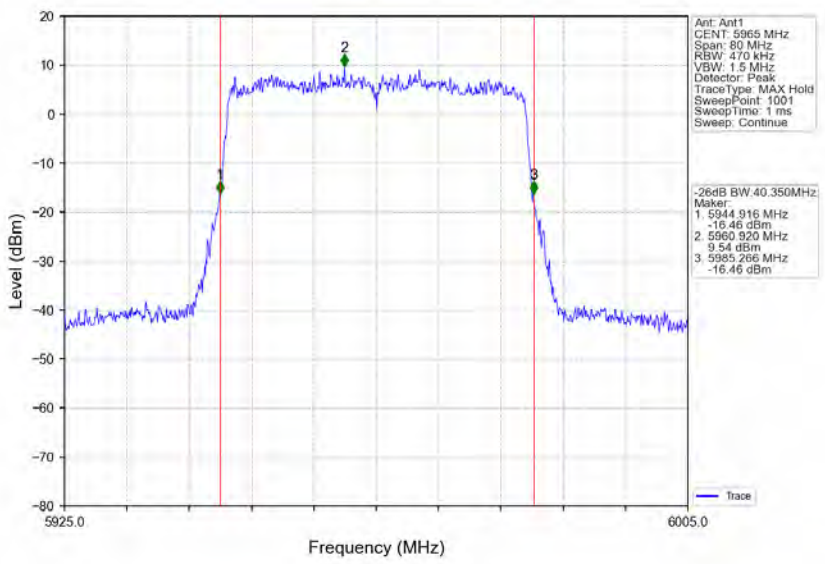

802.11ax(HEW40)_LCH_5965MHz_RU484_Left_Ant2_NTNV

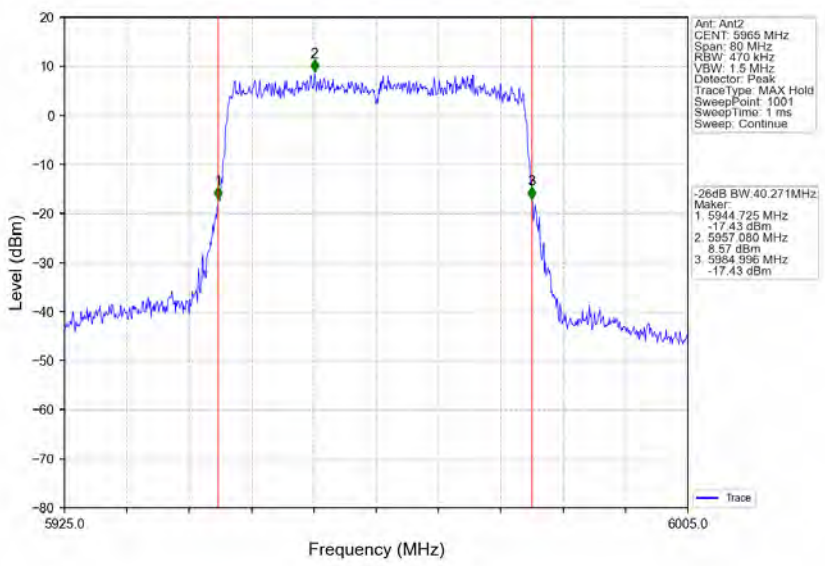

802.11ax(HEW40)_MCH_6165MHz_RU484_Left_Ant1_NTNV

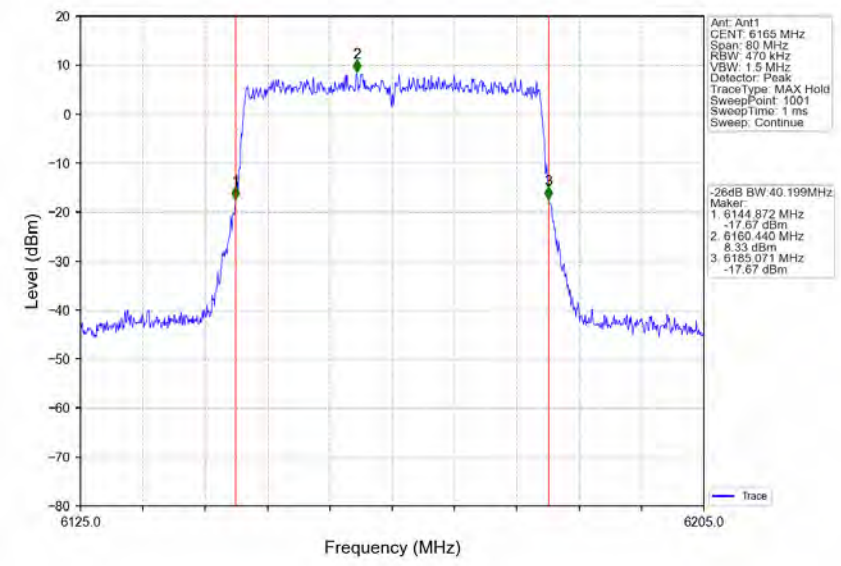

802.11ax(HEW40)_MCH_6165MHz_RU484_Left_Ant2_NTNV

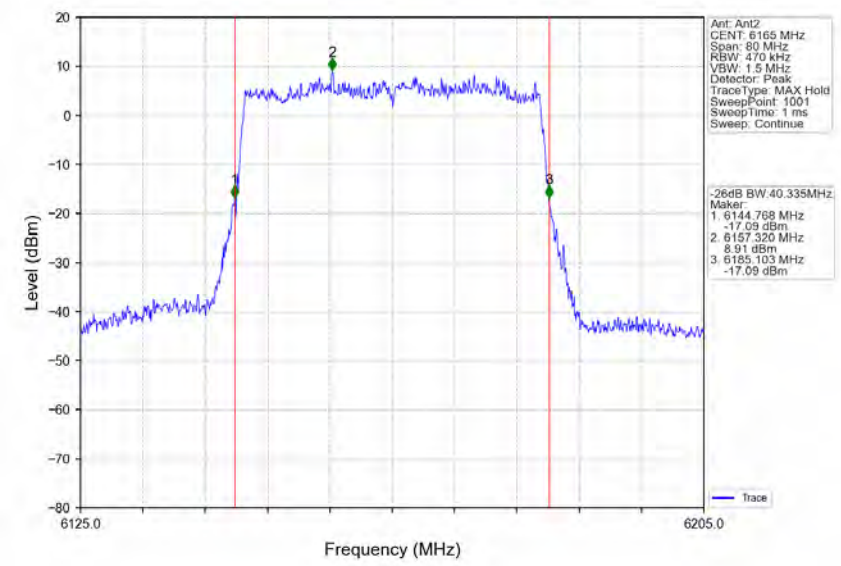

802.11ax(HEW40)_HCH_6405MHz_RU484_Left_Ant1_NTNV

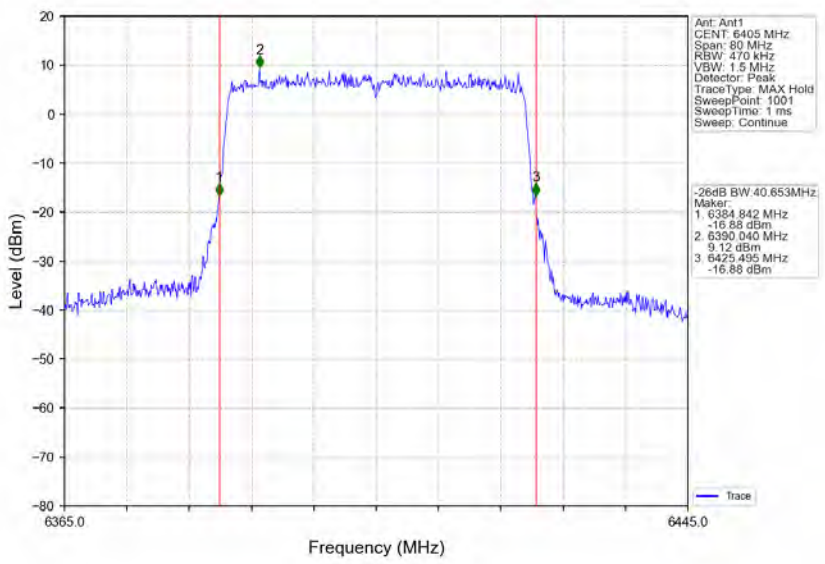

802.11ax(HEW40)_HCH_6405MHz_RU484_Left_Ant2_NTNV

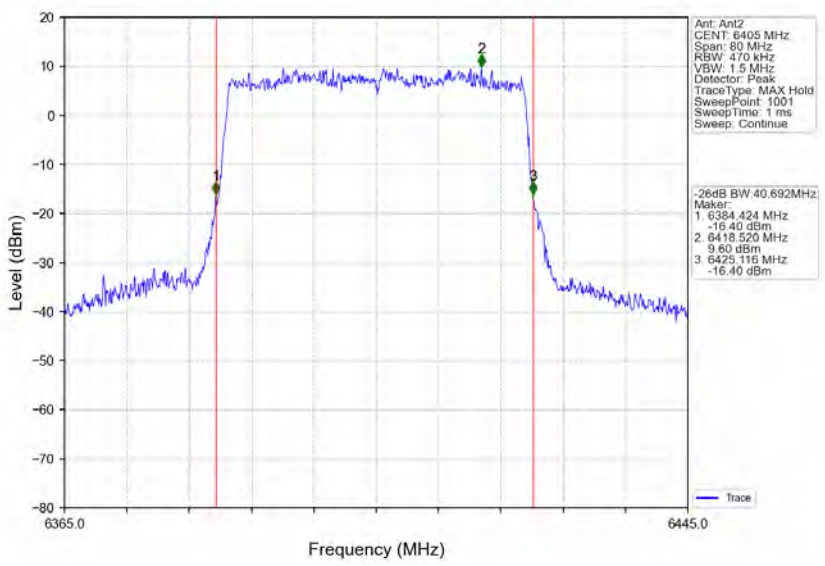

802.11ax(HEW80)_LCH_5985MHz_RU996_Left_Ant1_NTNV

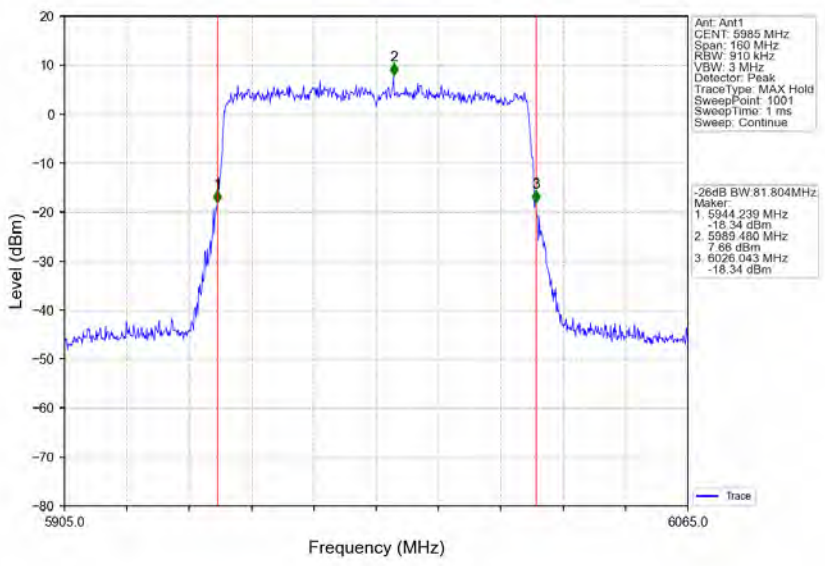

802.11ax(HEW80)_LCH_5985MHz_RU996_Left_Ant2_NTNV

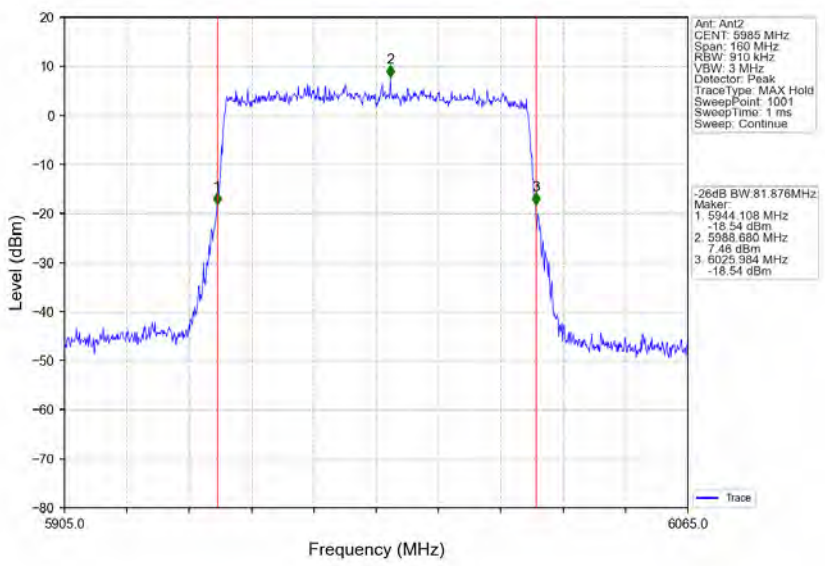

802.11ax(HEW80)_MCH_6145MHz_RU996_Left_Ant1_NTNV

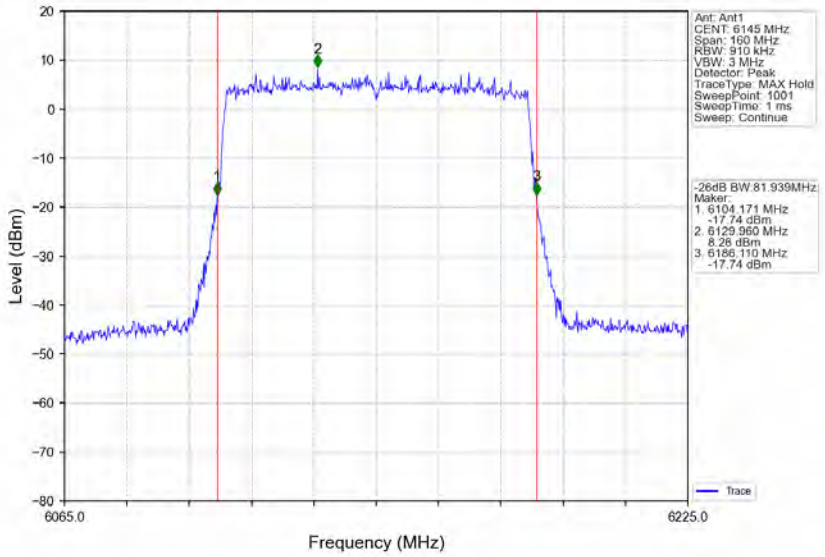

802.11ax(HEW80)_MCH_6145MHz_RU996_Left_Ant2_NTNV

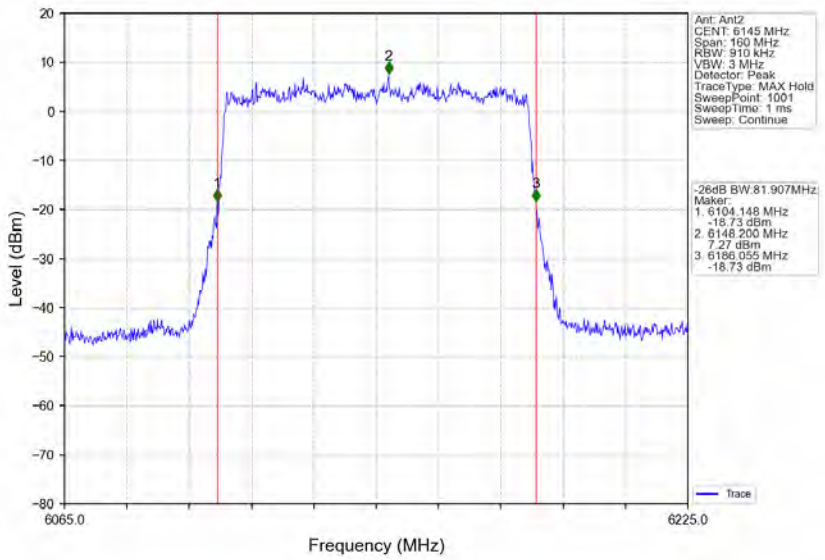

802.11ax(HEW80)_HCH_6385MHz_RU996_Left_Ant1_NTNV

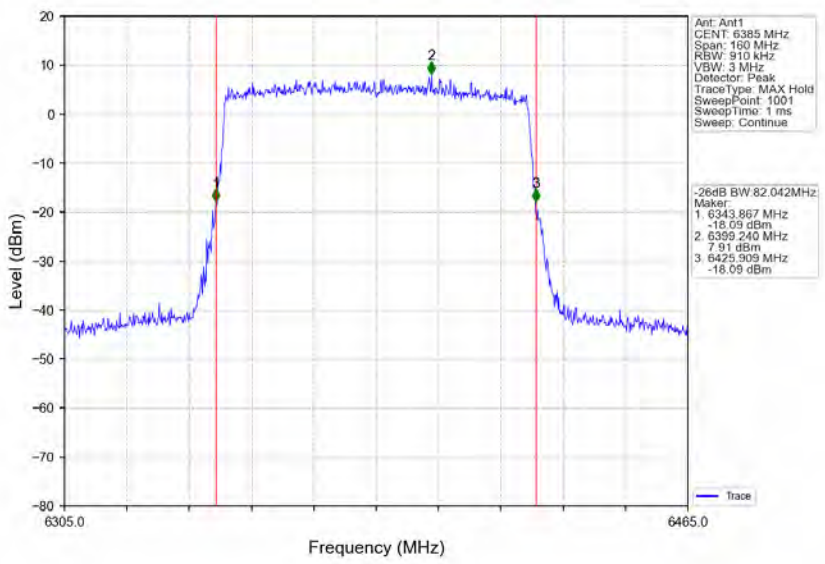

802.11ax(HEW80)_HCH_6385MHz_RU996_Left_Ant2_NTNV

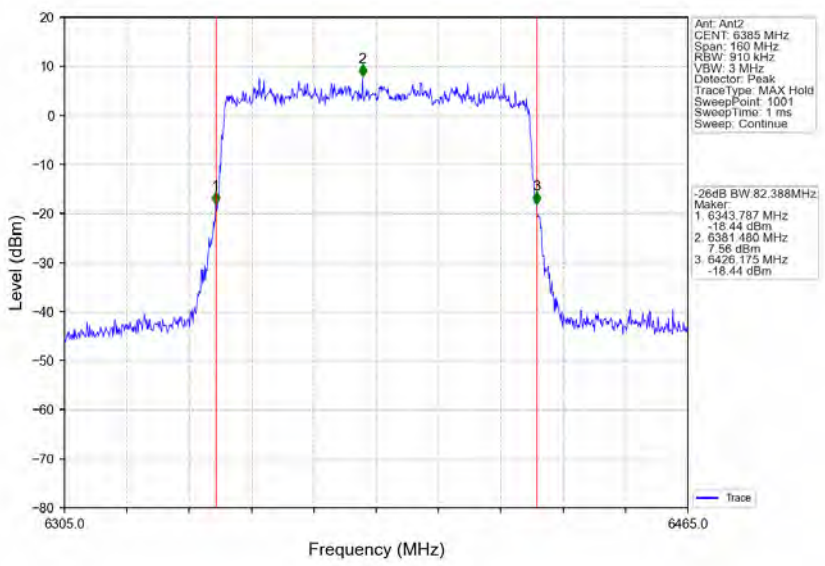

802.11ax(HEW160)_LCH_6025MHz_2xRU996_Left_Ant1_NTNV

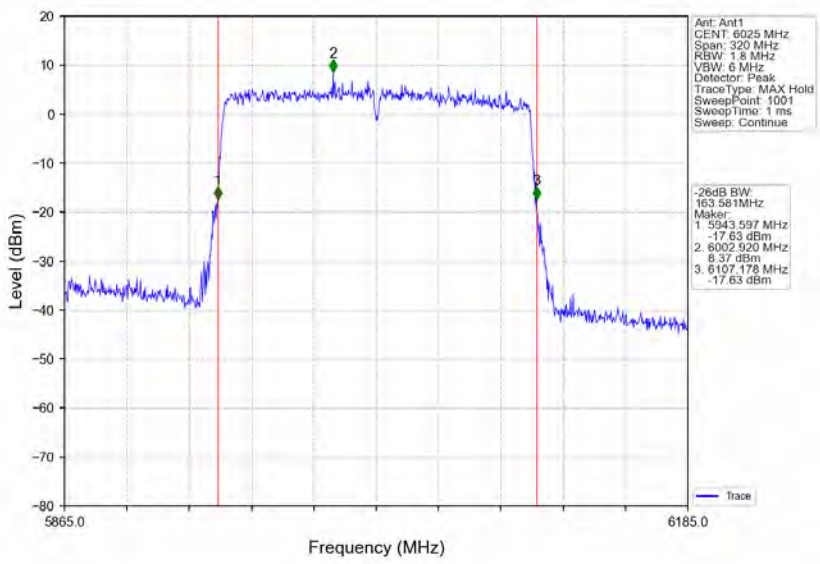

802.11ax(HEW160)_LCH_6025MHz_2xRU996_Left_Ant2_NTNV

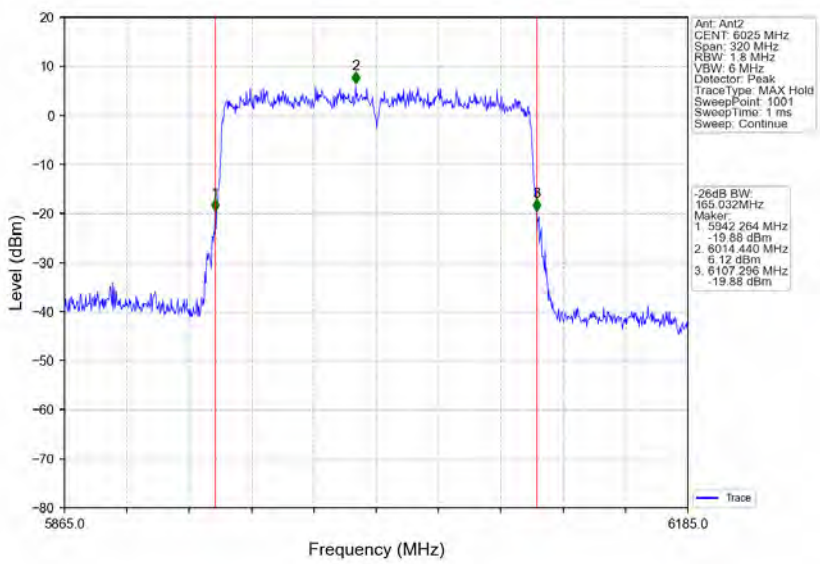

802.11ax(HEW160)_MCH_6185MHz_2xRU996_Left_Ant1_NTNV

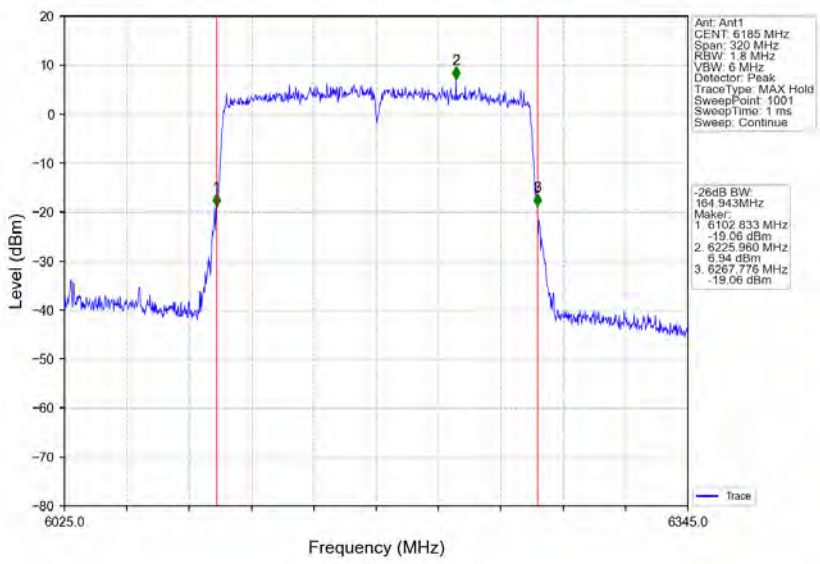

802.11ax(HEW160)_MCH_6185MHz_2xRU996_Left_Ant2_NTNV

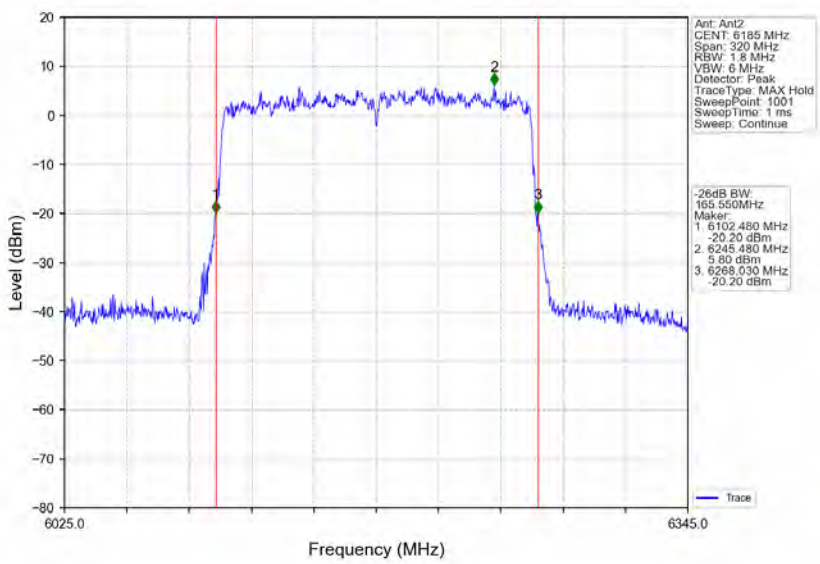

802.11ax(HEW160)_HCH_6345MHz_2xRU996_Left_Ant1_NTNV

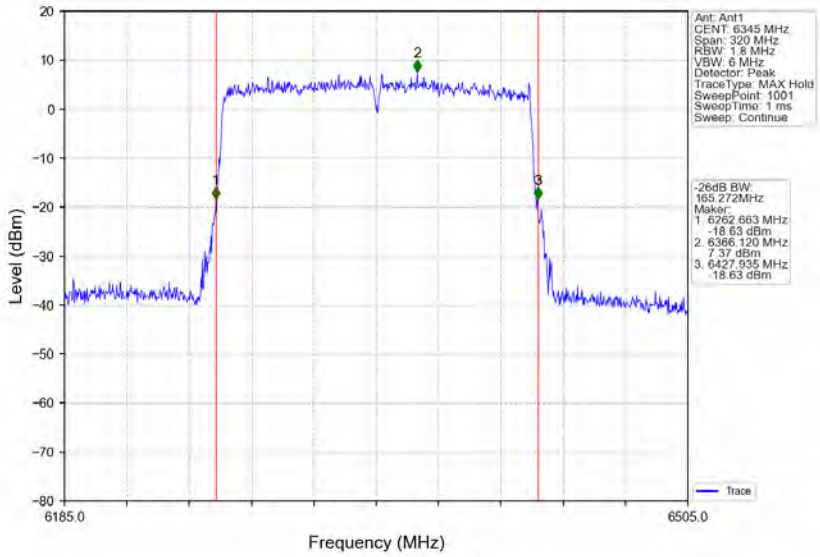

802.11ax(HEW160)_HCH_6345MHz_2xRU996_Left_Ant2_NTNV

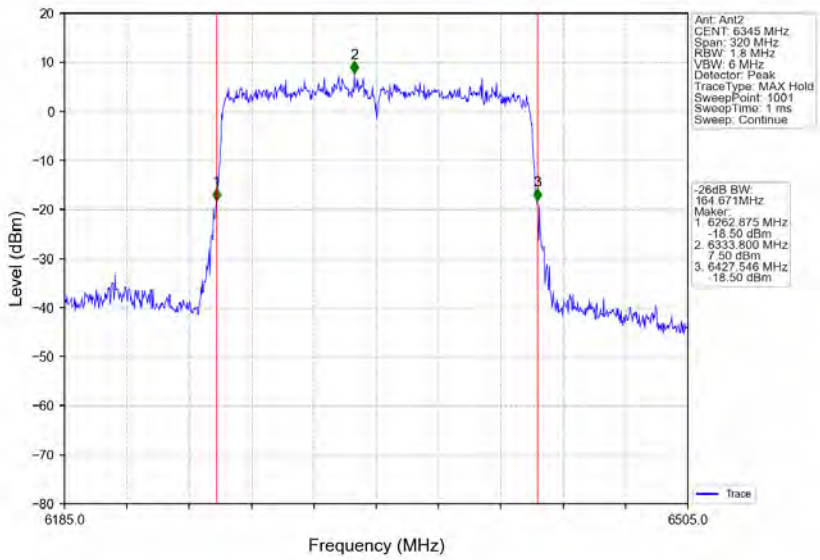

1.3 OBW

1.3.1 Test Result

ENV	Mode	TX Type	Frequency (MHz)	RU	RU Pos	ANT	99% Occupied Bandwidth (MHz)		Verdict
							Result	Limit	
NTNV	802.11a	CCD	6435	/	/	1	16.794	<=320	Pass
						2	16.687	<=320	Pass
			6475	/	/	1	16.820	<=320	Pass
						2	16.683	<=320	Pass
			6515	/	/	1	16.850	<=320	Pass
						2	16.754	<=320	Pass
	802.11ax (HEW20)	MIMO	6435	RU242	Left	1	17.898	<=320	Pass
						2	17.946	<=320	Pass
			6475	RU242	Left	1	17.934	<=320	Pass
						2	17.931	<=320	Pass
			6515	RU242	Left	1	17.907	<=320	Pass
						2	17.942	<=320	Pass
	802.11ax (HEW40)	MIMO	6445	RU484	Left	1	38.040	<=320	Pass
						2	38.015	<=320	Pass
			6485	RU484	Left	1	37.952	<=320	Pass
						2	38.086	<=320	Pass
	802.11ax (HEW80)	MIMO	6465	RU996	Left	1	78.185	<=320	Pass
						2	78.504	<=320	Pass
	802.11ax (HEW160)	MIMO	6505	2xRU996	Left	1	156.103	<=320	Pass
						2	156.157	<=320	Pass

1.3.2 Test Graph

802.11a_LCH_6435MHz _Ant1_NTNV

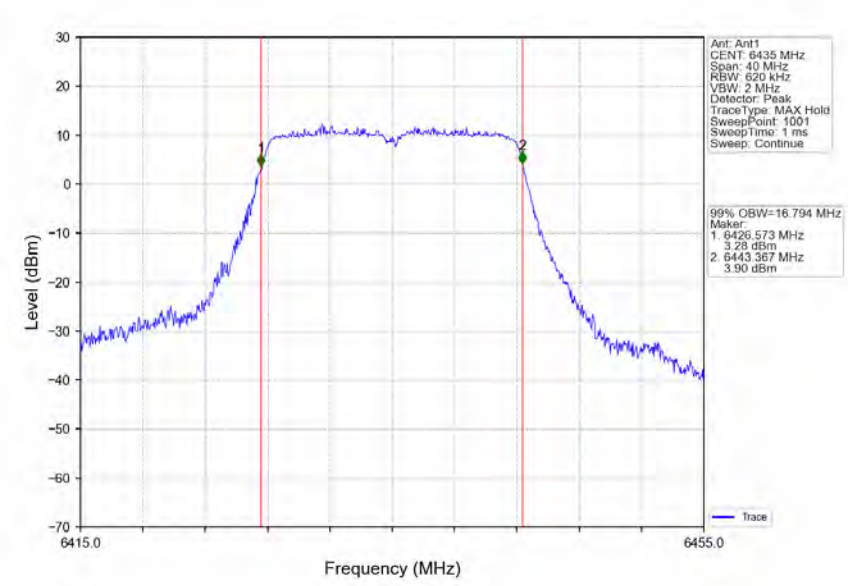

802.11a_LCH_6435MHz _Ant2_NTNV

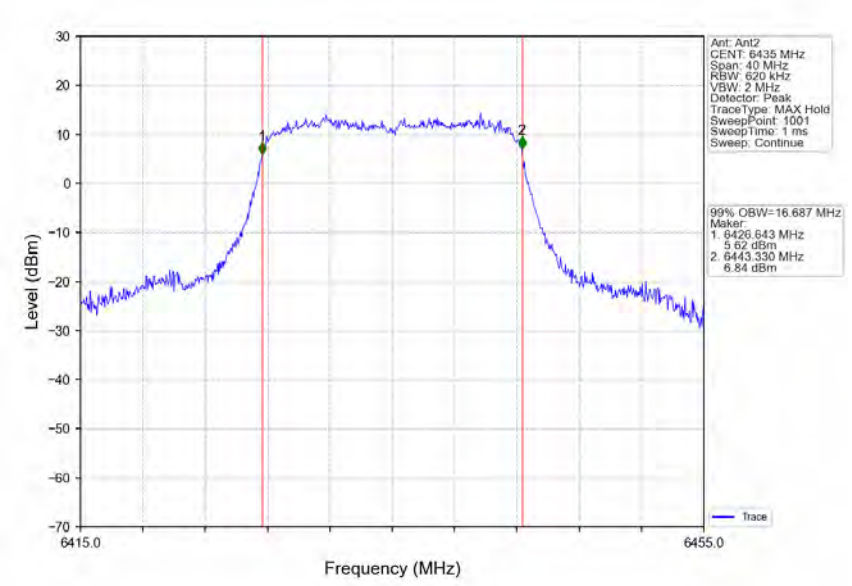

802.11a_MCH_6475MHz _Ant1_NTNV

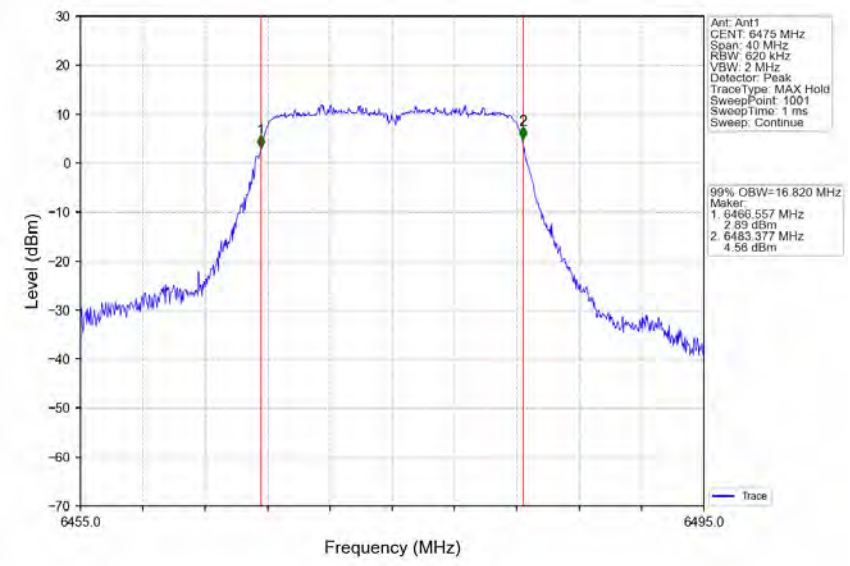

802.11a_MCH_6475MHz _Ant2_NTNV

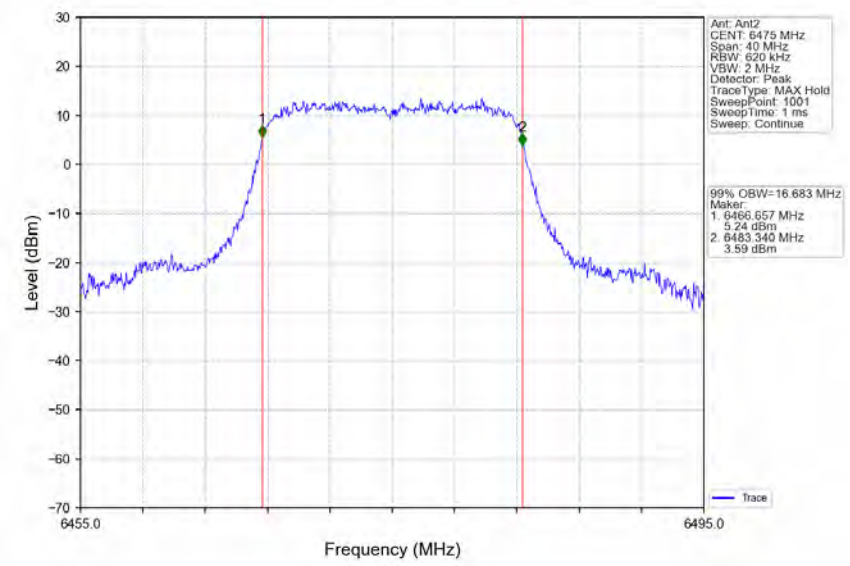

802.11a_HCH_6515MHz _Ant1_NTNV

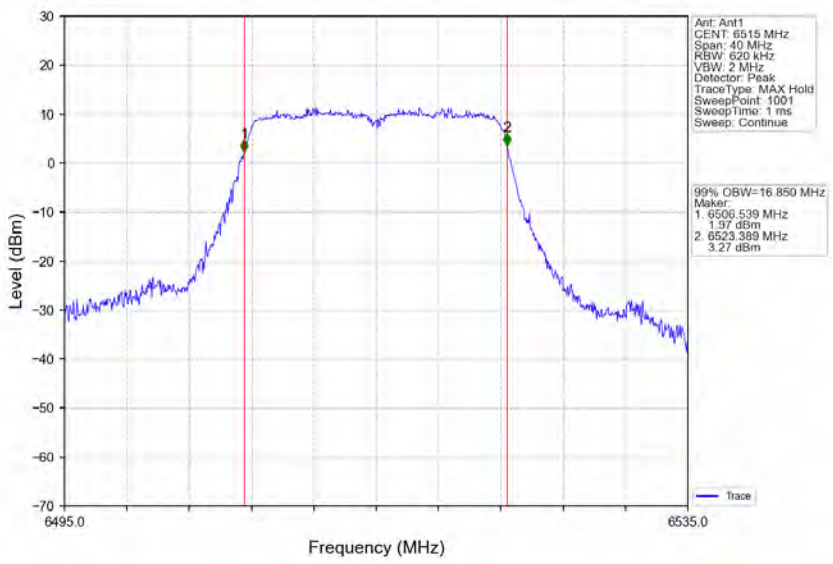

802.11a_HCH_6515MHz _Ant2_NTNV

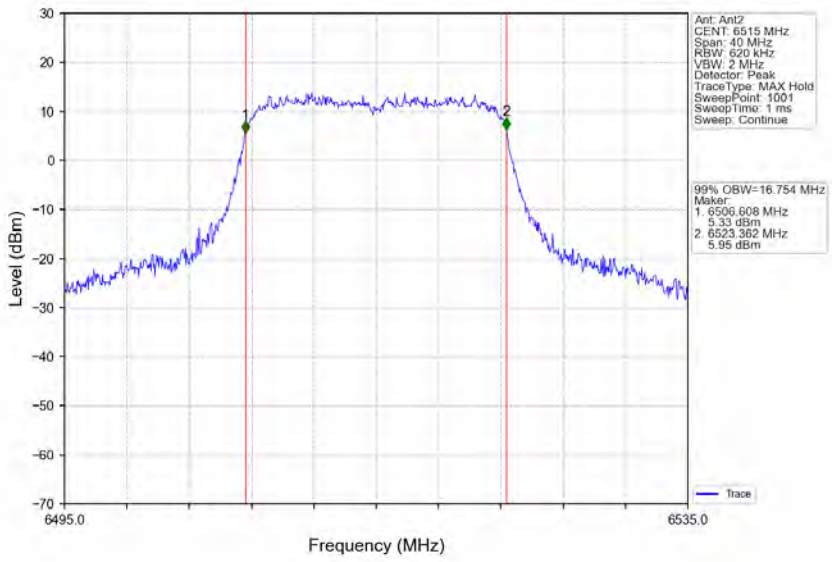

802.11ax(HEW20)_LCH_6435MHz_RU242_Left_Ant1_NTNV

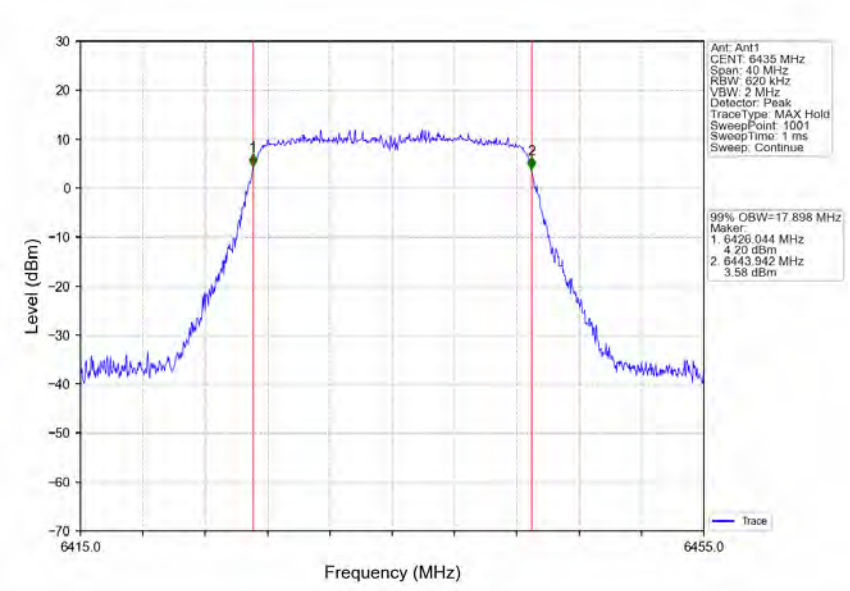

802.11ax(HEW20)_LCH_6435MHz_RU242_Left_Ant2_NTNV

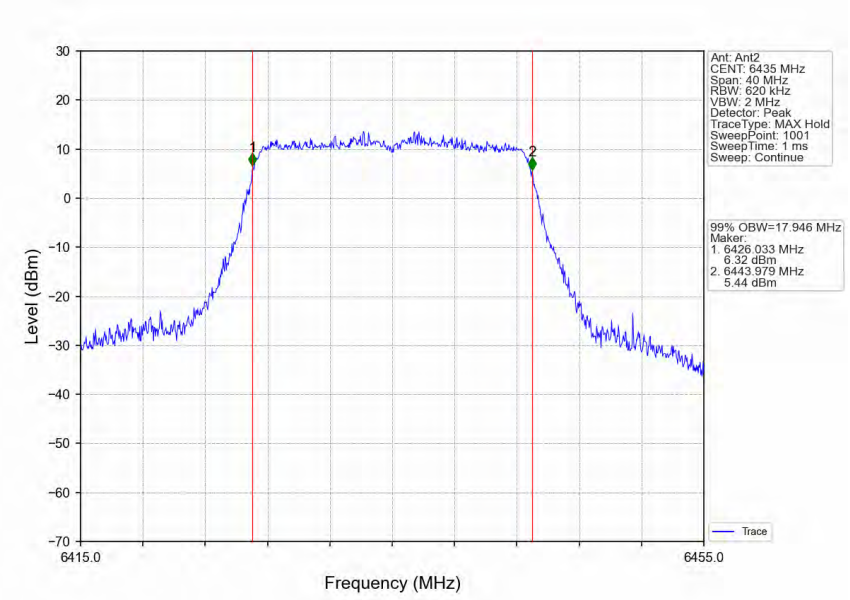

802.11ax(HEW20)_MCH_6475MHz_RU242_Left_Ant1_NTNV

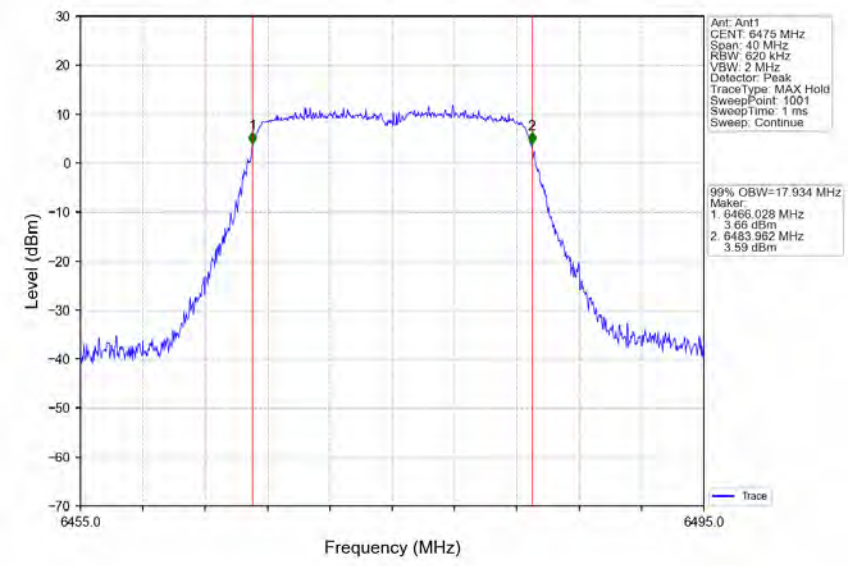

802.11ax(HEW20)_MCH_6475MHz_RU242_Left_Ant2_NTNV

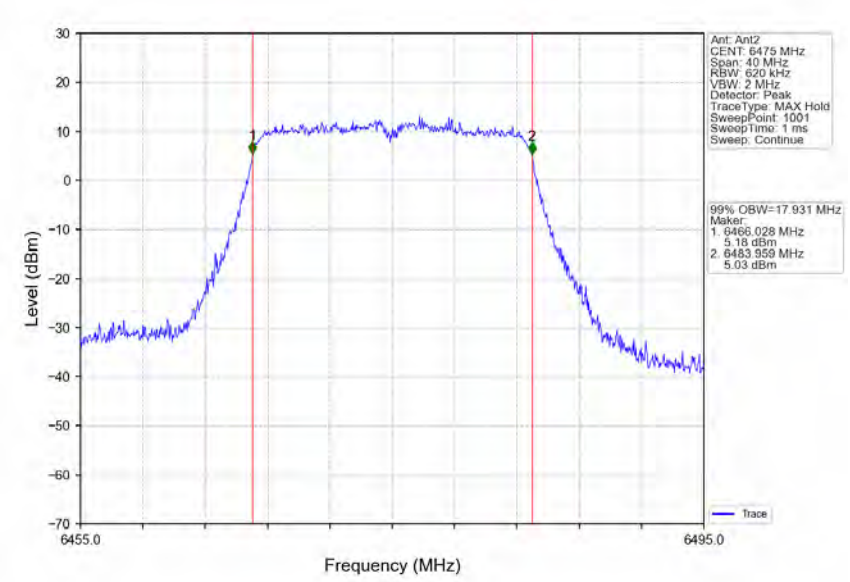

802.11ax(HEW20)_HCH_6515MHz_RU242_Left_Ant1_NTNV

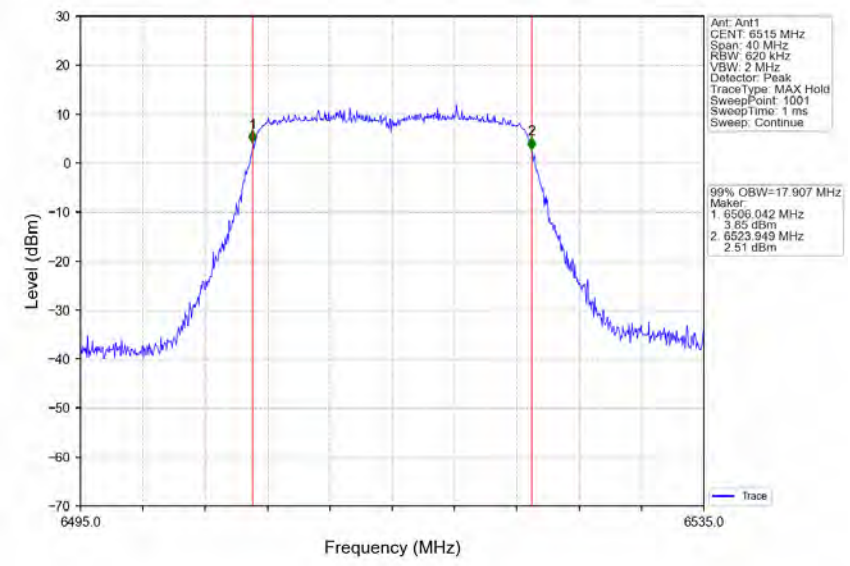

802.11ax(HEW20)_HCH_6515MHz_RU242_Left_Ant2_NTNV

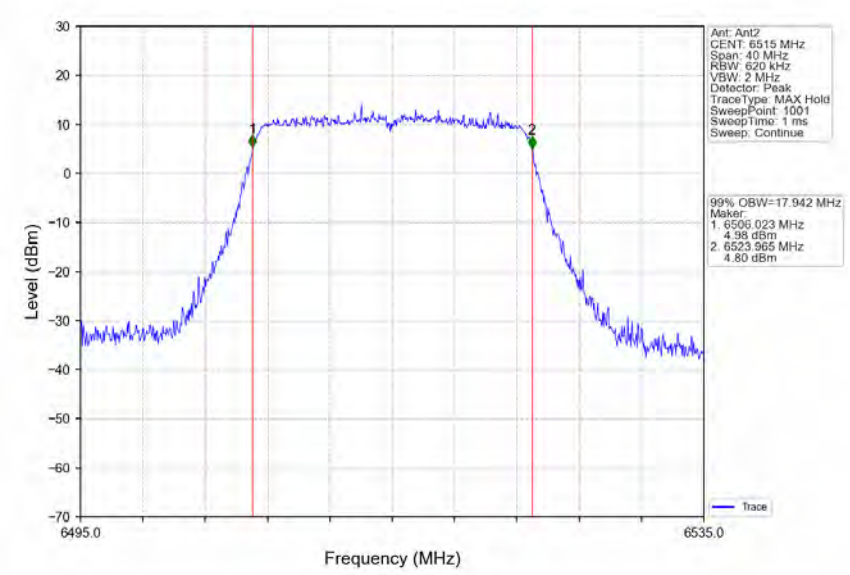

802.11ax(HEW40)_LCH_6445MHz_RU484_Left_Ant1_NTNV

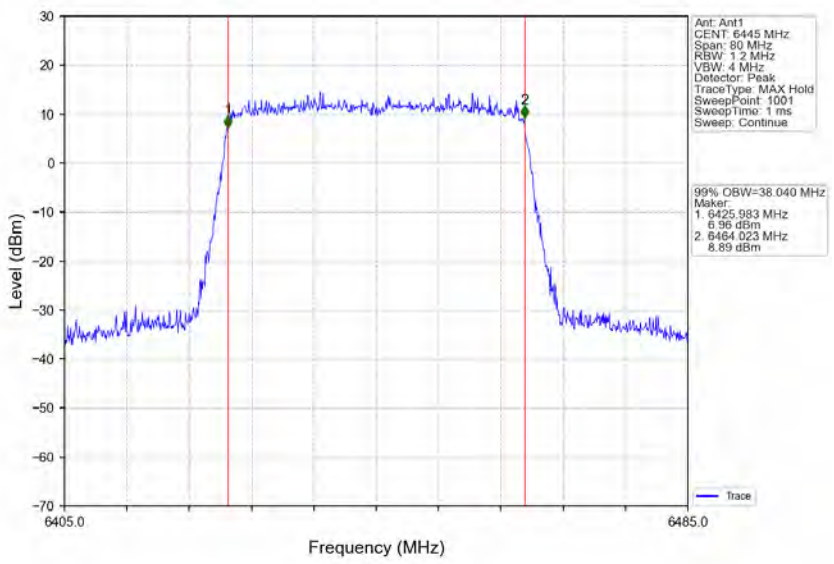

802.11ax(HEW40)_LCH_6445MHz_RU484_Left_Ant2_NTNV

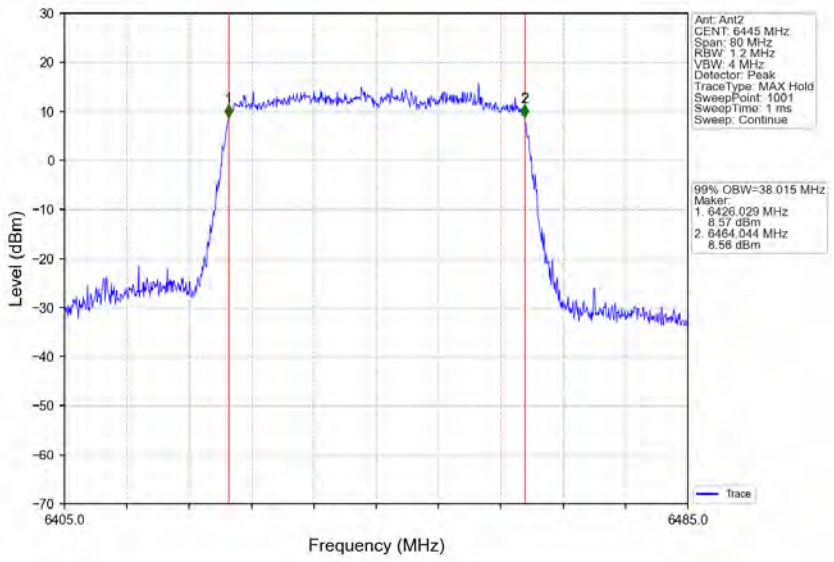

802.11ax(HEW40)_MCH_6485MHz_RU484_Left_Ant1_NTNV

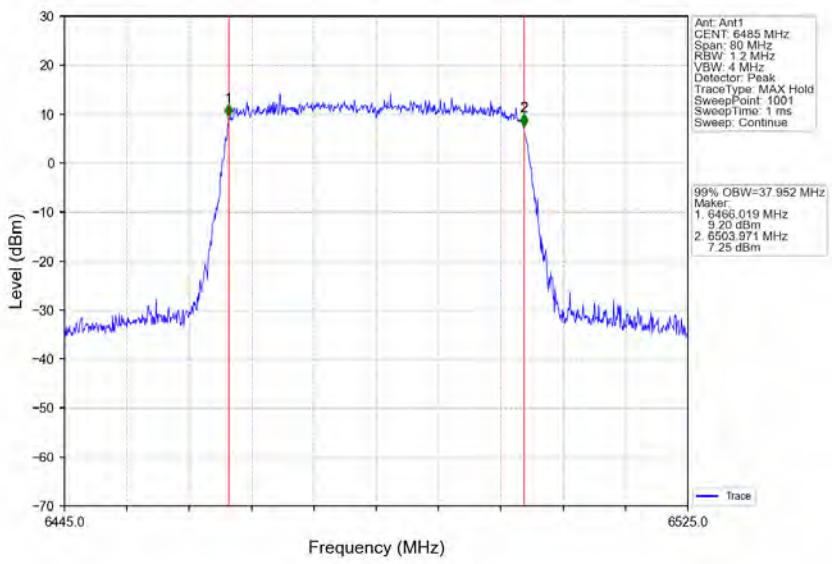

802.11ax(HEW40)_MCH_6485MHz_RU484_Left_Ant2_NTNV

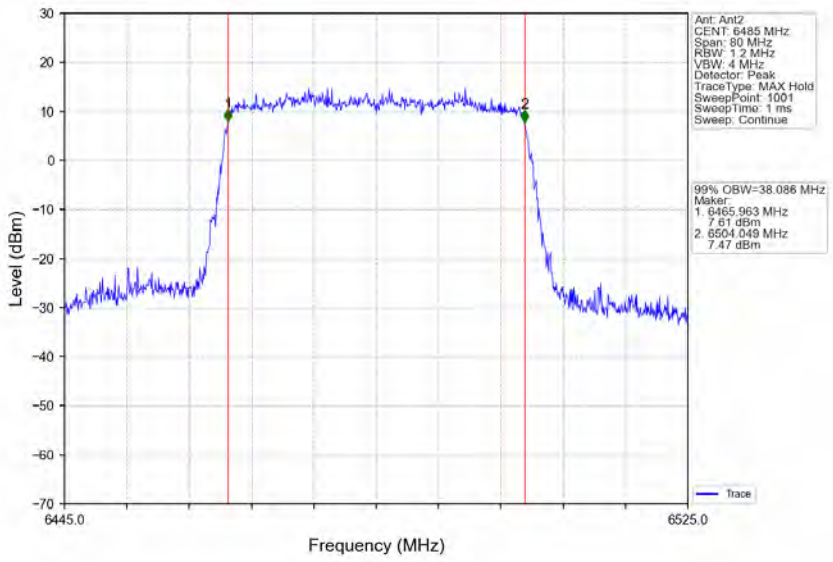

802.11ax(HEW80)_LCH_6465MHz_RU996_Left_Ant1_NTNV

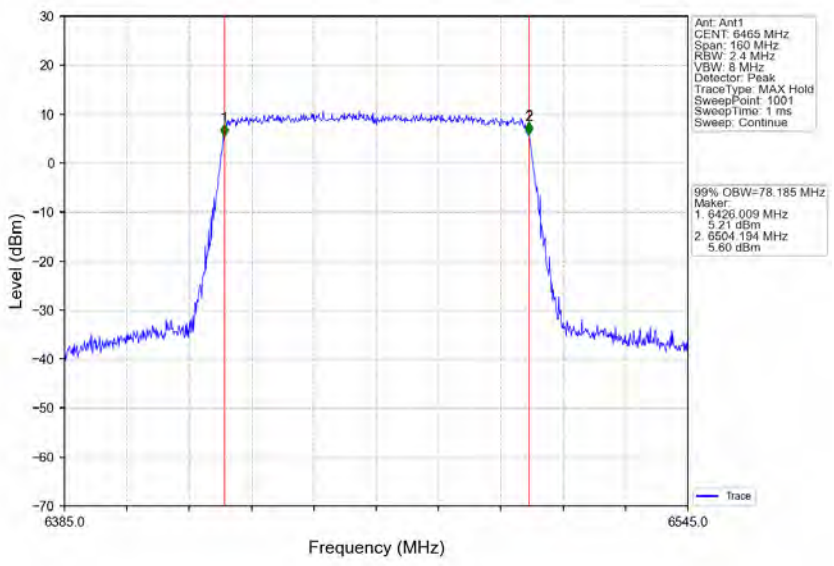

802.11ax(HEW80)_LCH_6465MHz_RU996_Left_Ant2_NTNV

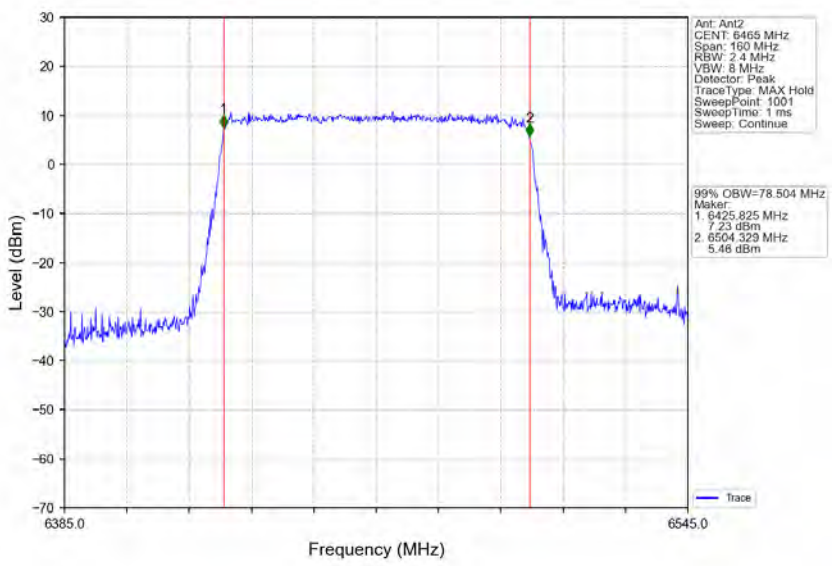

802.11ax(HEW160)_HCH_6505MHz_2xRU996_Left_Ant1_NTNV

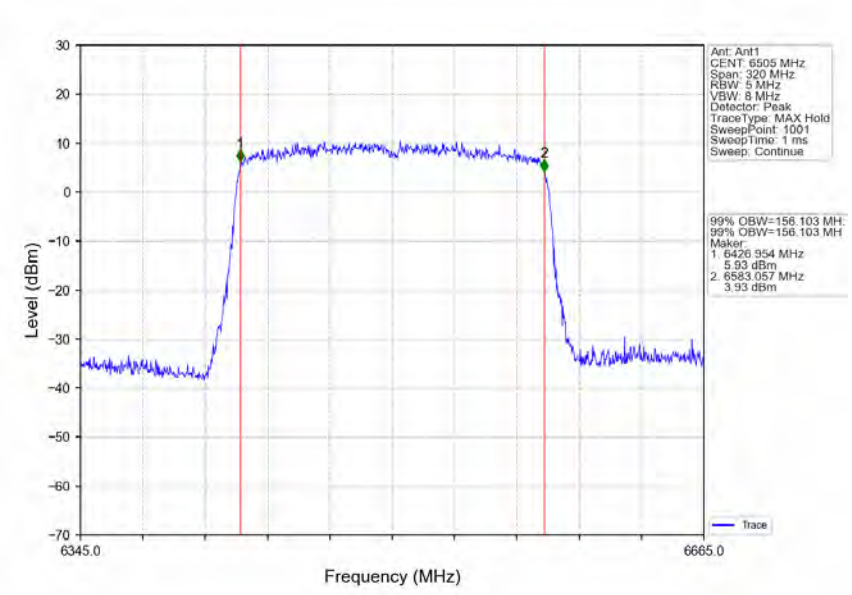

802.11ax(HEW160)_HCH_6505MHz_2xRU996_Left_Ant2_NTNV

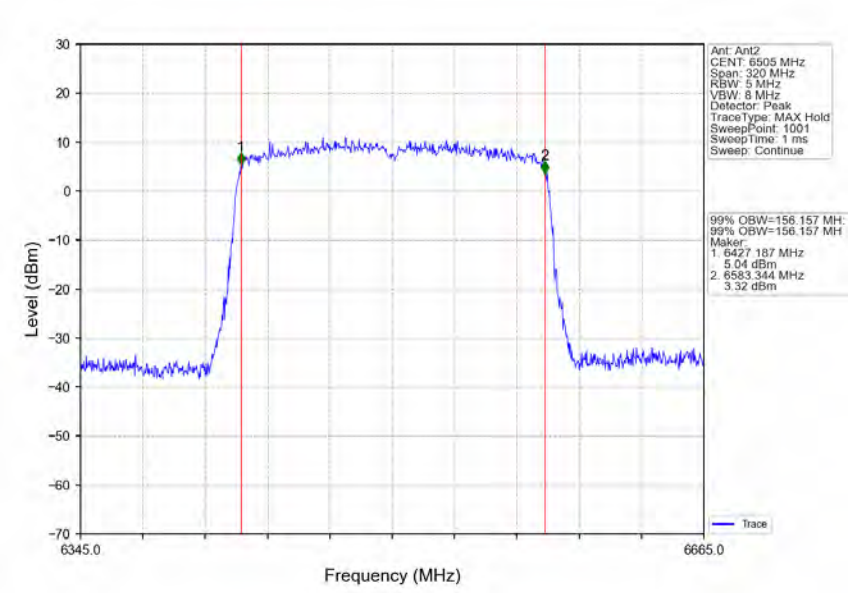

1.4 26dB BW

1.4.1 Test Result

ENV	Mode	TX Type	Frequency (MHz)	RU	RU Pos	ANT	26dB Bandwidth (MHz)		Verdict
							Result	Limit	
NTNV	802.11a	CCD	6435	/	/	1	19.162	<=320	Pass
						2	19.089	<=320	Pass
			6475	/	/	1	19.249	<=320	Pass
						2	19.164	<=320	Pass
			6515	/	/	1	19.333	<=320	Pass
						2	19.318	<=320	Pass
	802.11ax (HEW20)	MIMO	6435	RU242	Left	1	20.198	<=320	Pass
						2	20.116	<=320	Pass
			6475	RU242	Left	1	20.185	<=320	Pass
						2	20.022	<=320	Pass
			6515	RU242	Left	1	20.168	<=320	Pass
						2	20.134	<=320	Pass
	802.11ax (HEW40)	MIMO	6445	RU484	Left	1	40.246	<=320	Pass
						2	40.304	<=320	Pass
			6485	RU484	Left	1	40.554	<=320	Pass
						2	40.477	<=320	Pass
	802.11ax (HEW80)	MIMO	6465	RU996	Left	1	82.061	<=320	Pass
						2	83.103	<=320	Pass
	802.11ax (HEW160)	MIMO	6505	2xRU996	Left	1	163.814	<=320	Pass
						2	164.790	<=320	Pass

1.4.2 Test Graph

802.11a_LCH_6435MHz _Ant1_NTNV

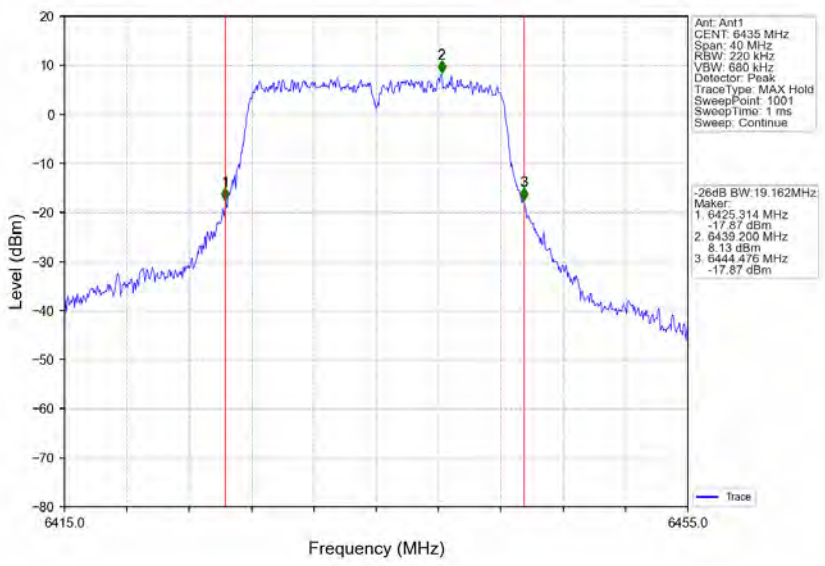

802.11a_LCH_6435MHz _Ant2_NTNV

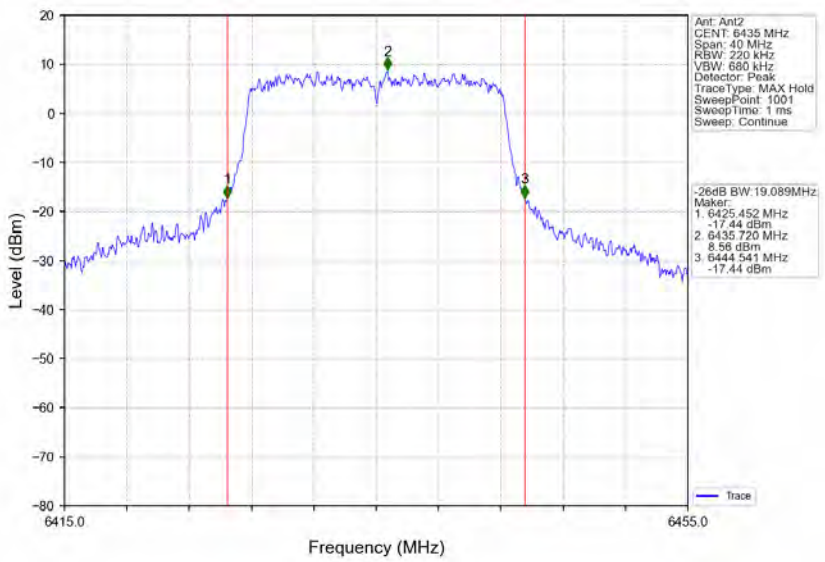

802.11a_MCH_6475MHz _Ant1_NTNV

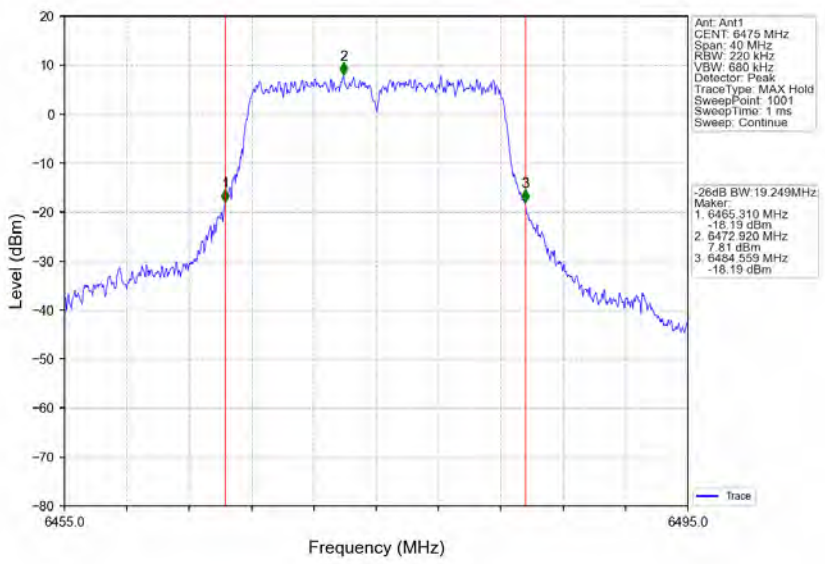

802.11a_MCH_6475MHz _Ant2_NTNV

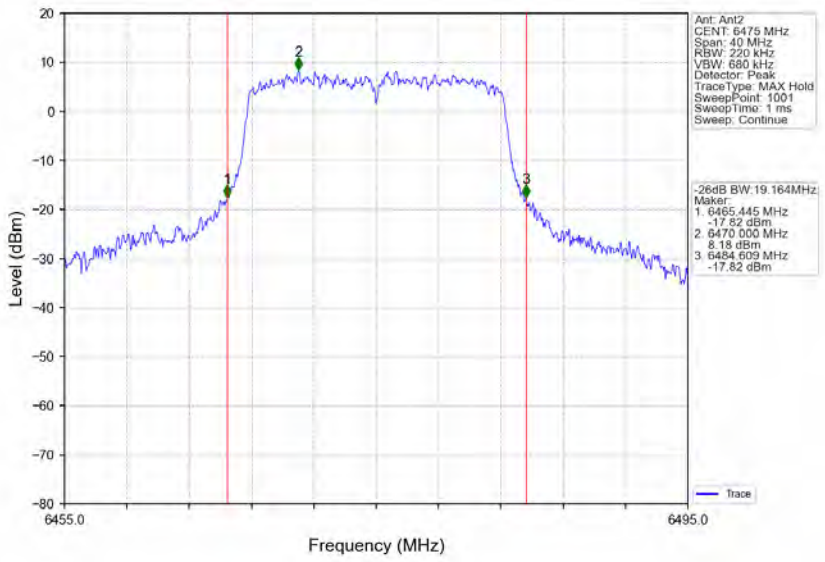

802.11a_HCH_6515MHz _Ant1_NTNV

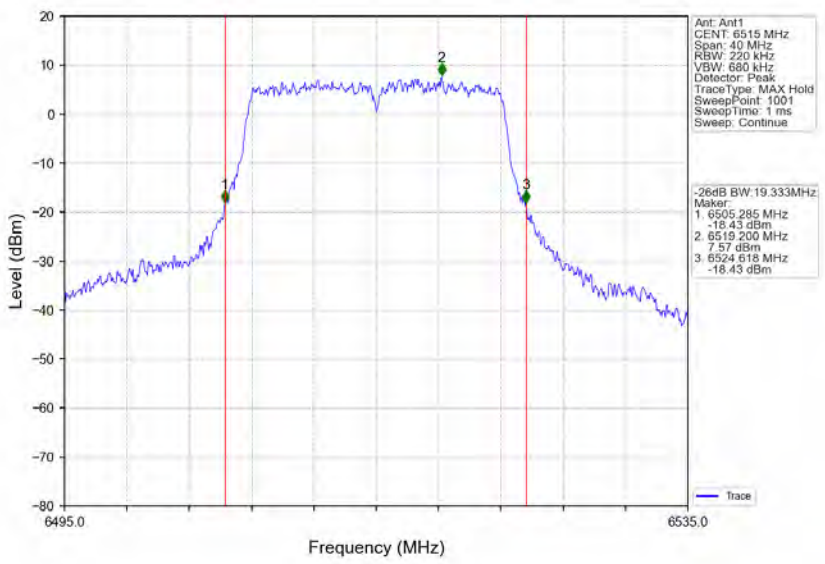

802.11a_HCH_6515MHz _Ant2_NTNV

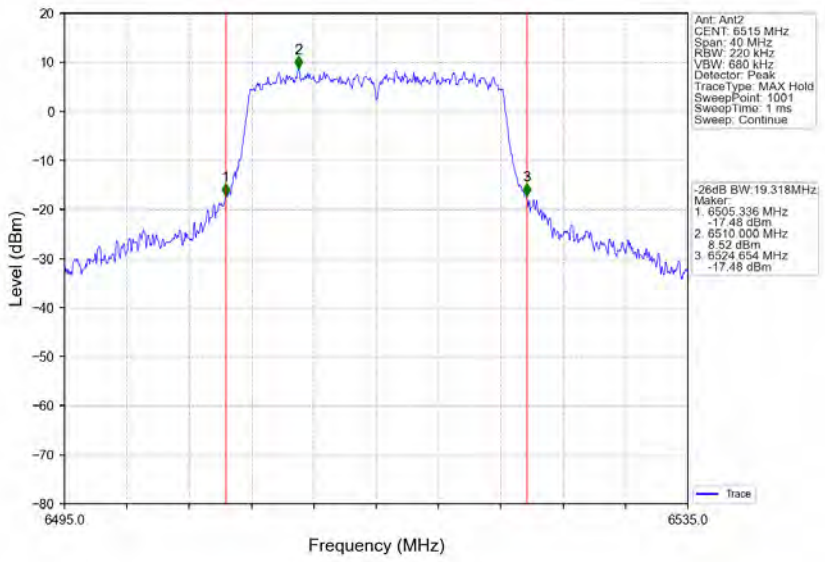

802.11ax(HEW20)_LCH_6435MHz_RU242_Left_Ant1_NTNV

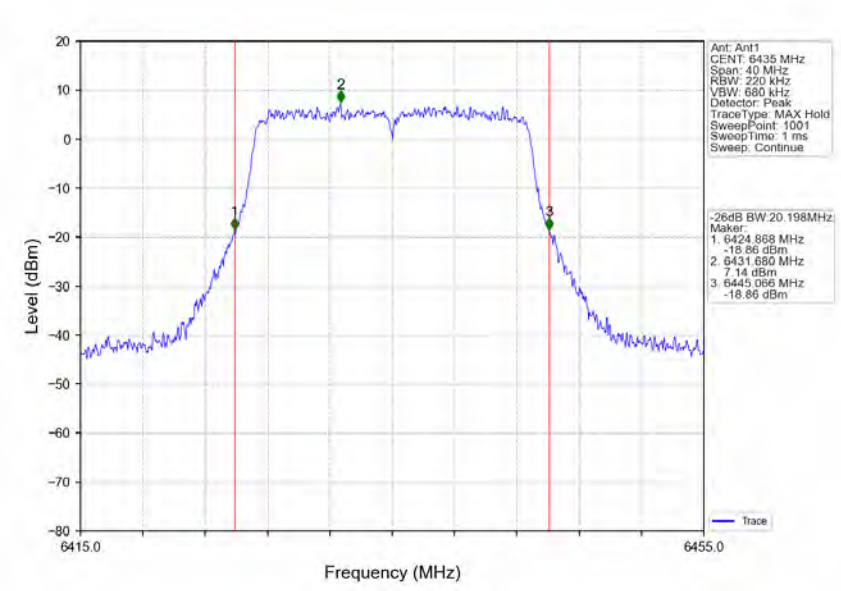

802.11ax(HEW20)_LCH_6435MHz_RU242_Left_Ant2_NTNV

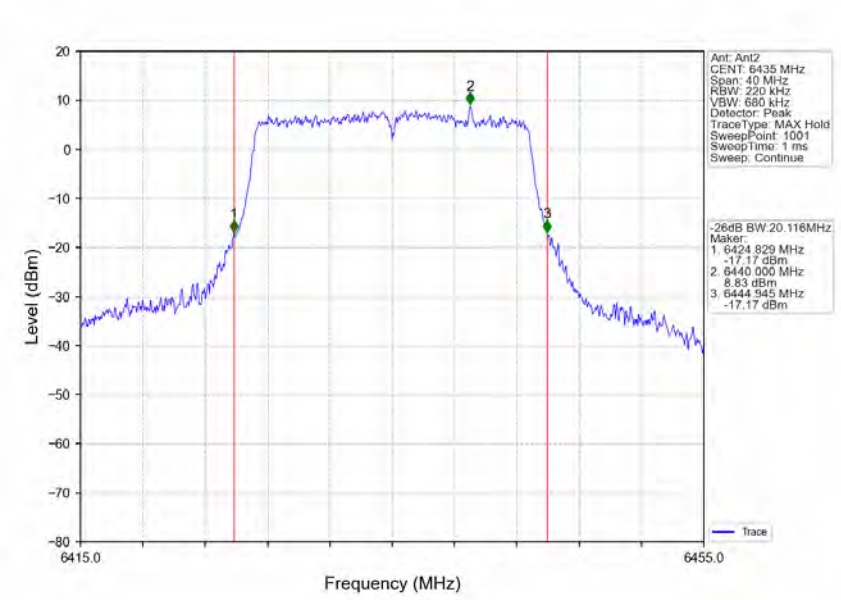

802.11ax(HEW20)_MCH_6475MHz_RU242_Left_Ant1_NTNV

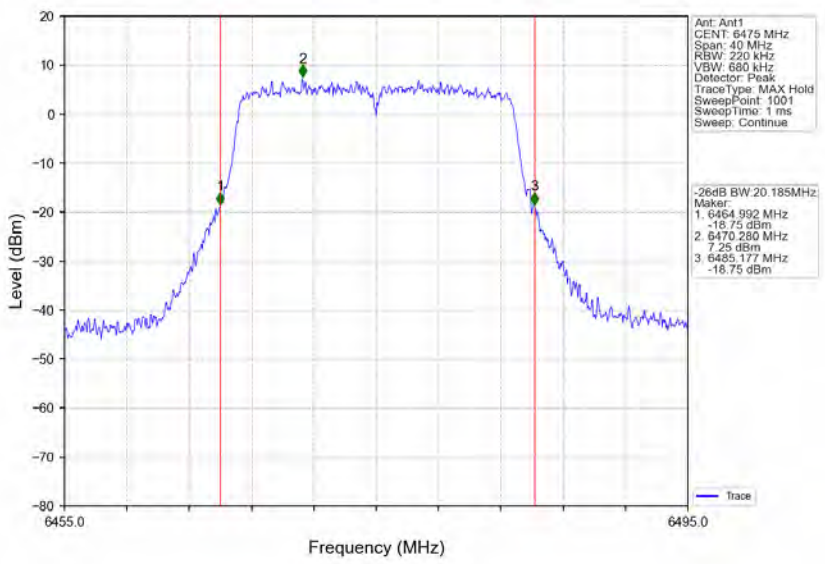

802.11ax(HEW20)_MCH_6475MHz_RU242_Left_Ant2_NTNV

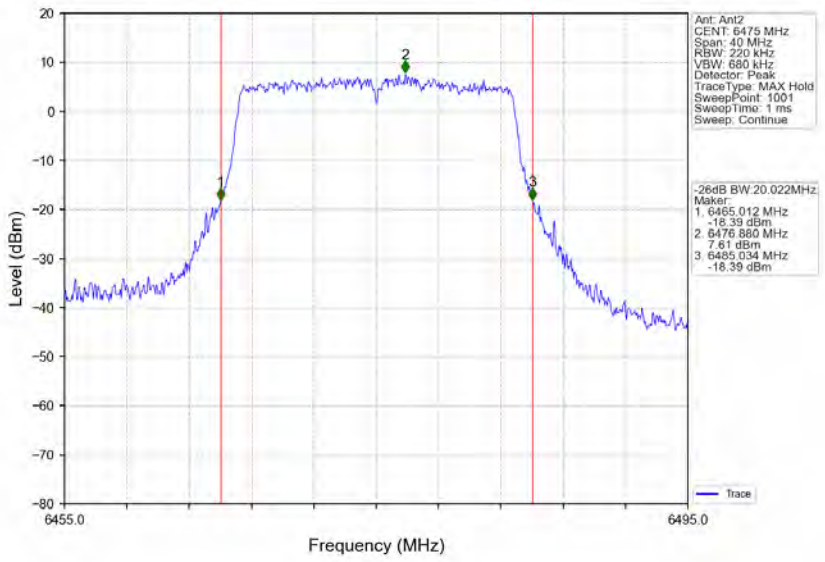

802.11ax(HEW20)_HCH_6515MHz_RU242_Left_Ant1_NTNV

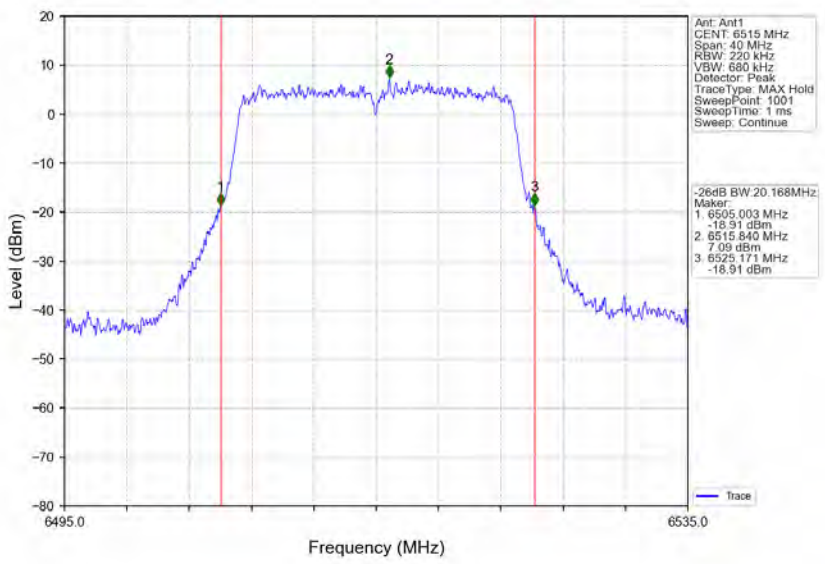

802.11ax(HEW20)_HCH_6515MHz_RU242_Left_Ant2_NTNV

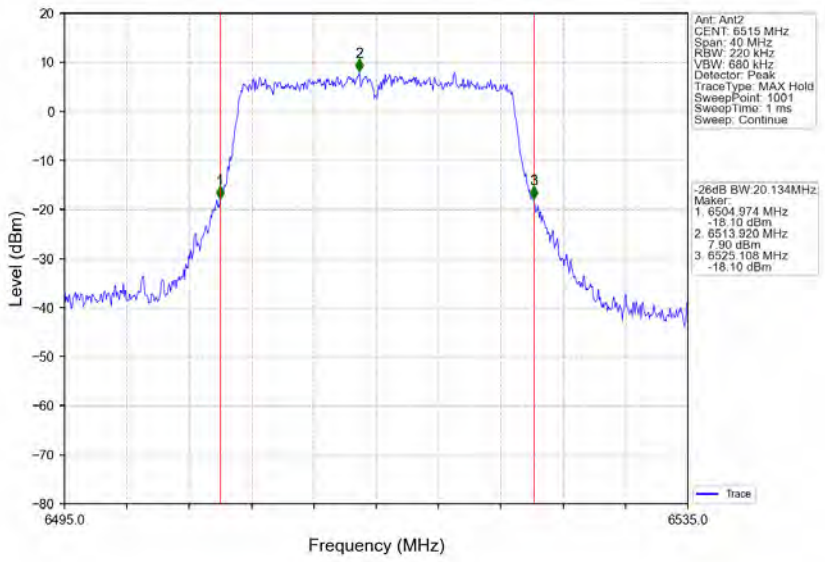

802.11ax(HEW40)_LCH_6445MHz_RU484_Left_Ant1_NTNV

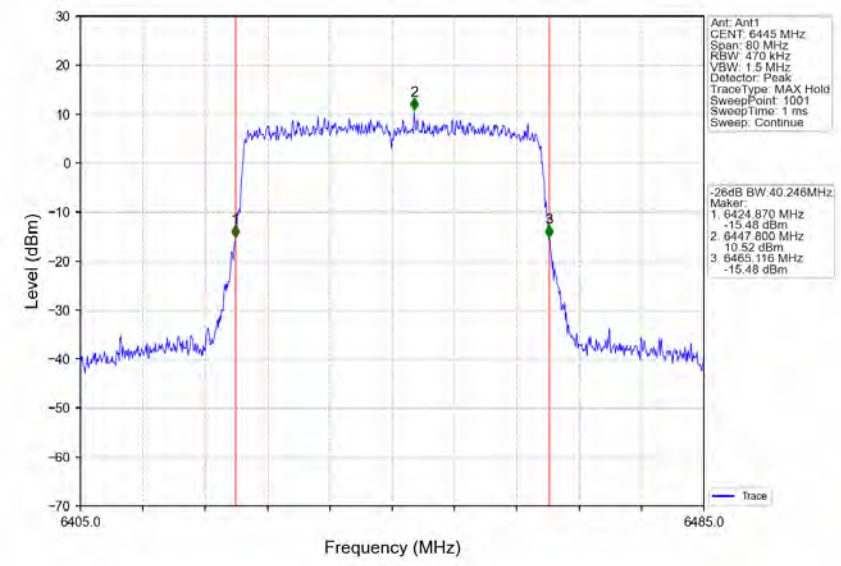

802.11ax(HEW40)_LCH_6445MHz_RU484_Left_Ant2_NTNV

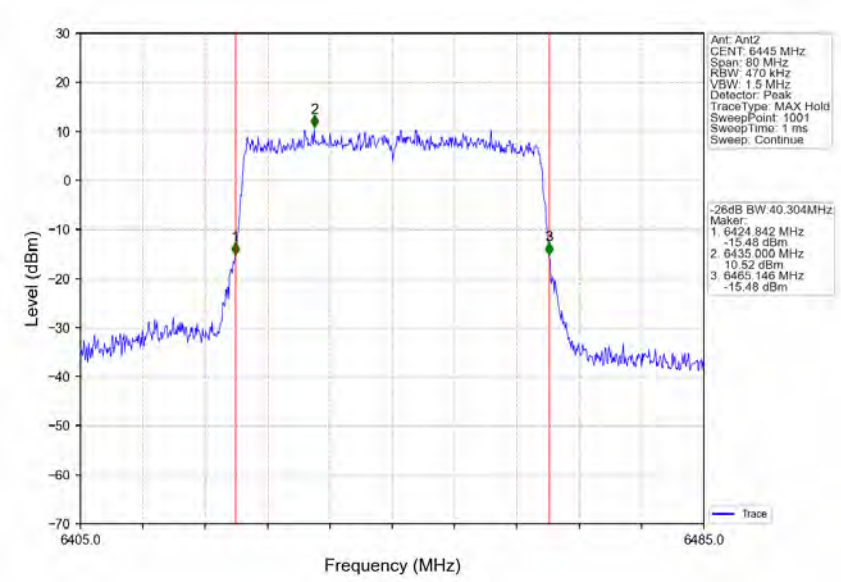

802.11ax(HEW40)_MCH_6485MHz_RU484_Left_Ant1_NTNV

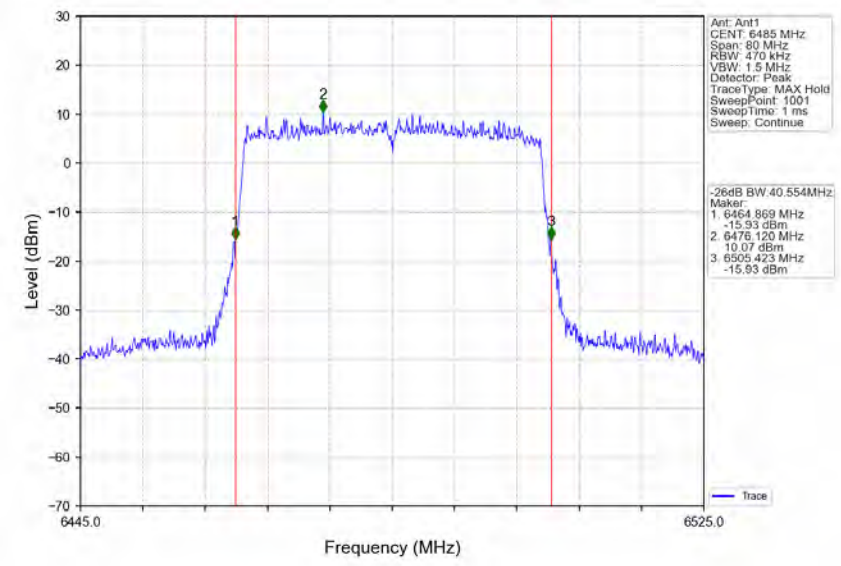

802.11ax(HEW40)_MCH_6485MHz_RU484_Left_Ant2_NTNV

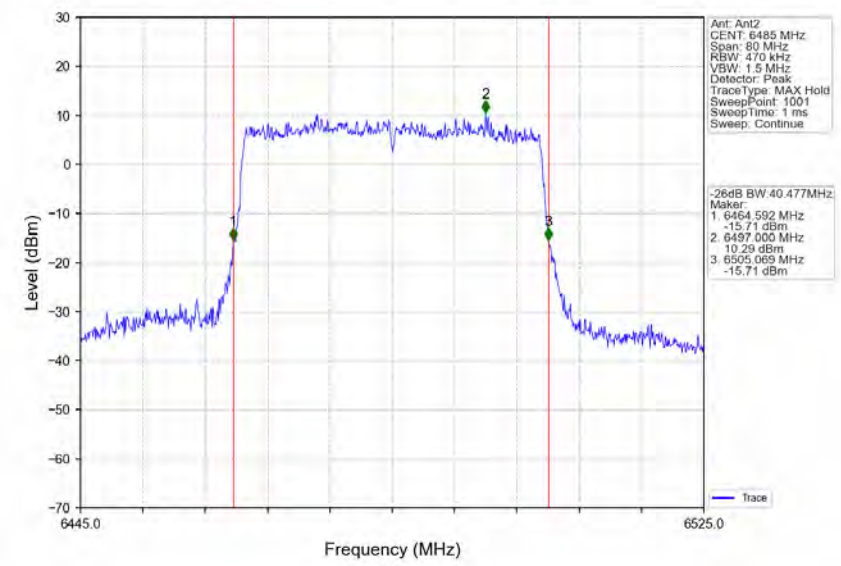

802.11ax(HEW80)_LCH_6465MHz_RU996_Left_Ant1_NTNV

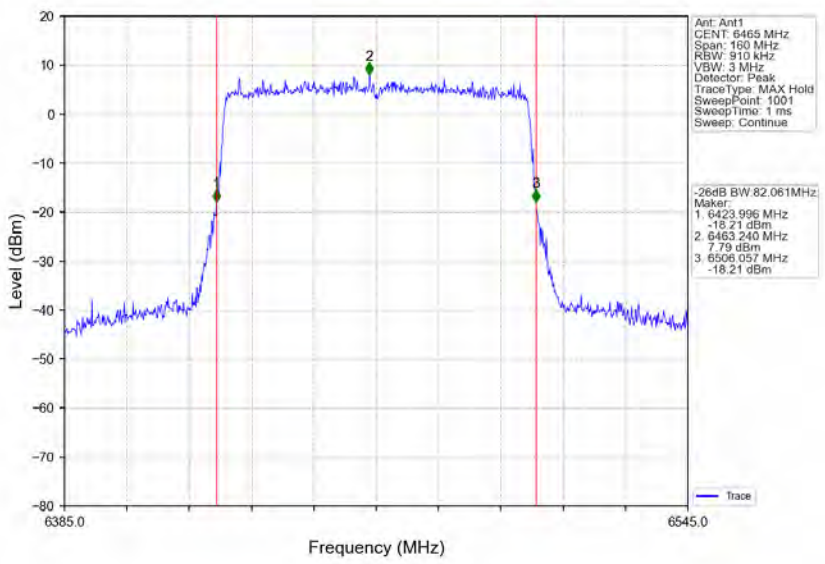

802.11ax(HEW80)_LCH_6465MHz_RU996_Left_Ant2_NTNV

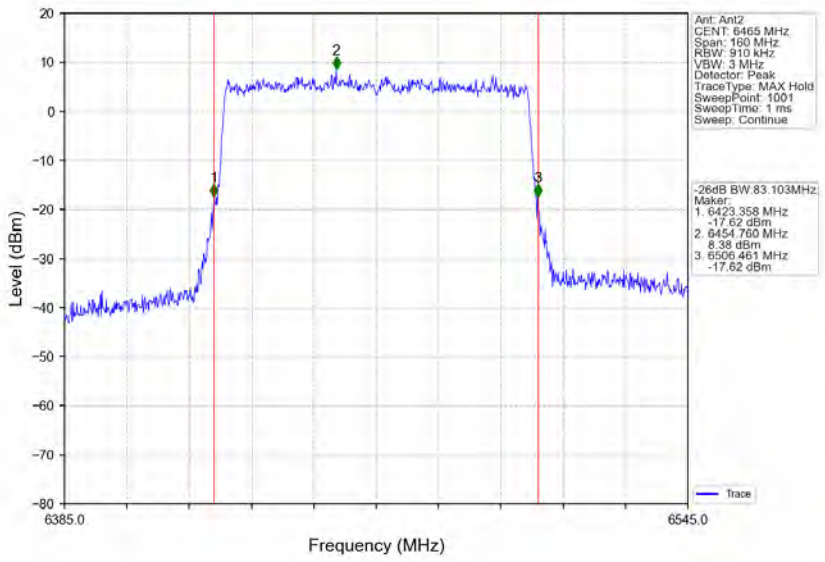

802.11ax(HEW160)_HCH_6505MHz_2xRU996_Left_Ant1_NTNV

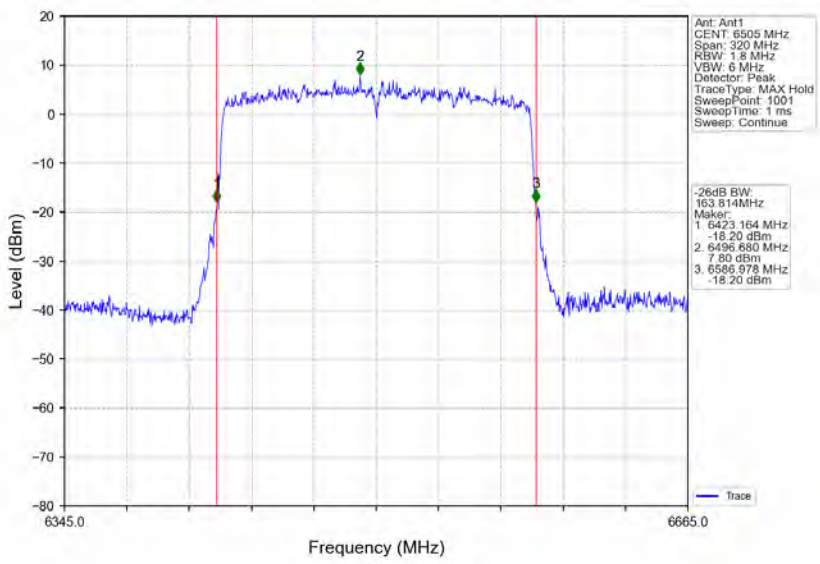

802.11ax(HEW160)_HCH_6505MHz_2xRU996_Left_Ant2_NTNV

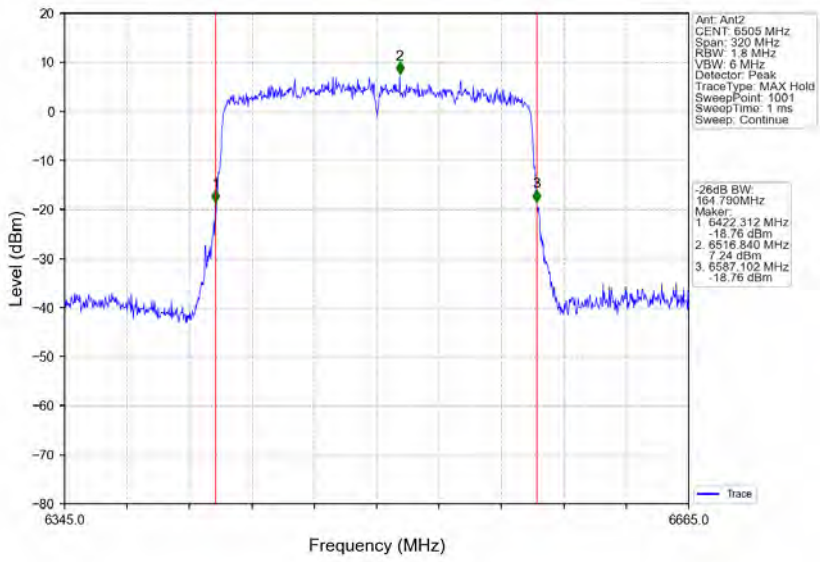

1.5 OBW

1.5.1 Test Result

ENV	Mode	TX Type	Frequency (MHz)	RU	RU Pos	ANT	99% Occupied Bandwidth (MHz)		Verdict
							Result	Limit	
NTNV	802.11a	CCD	6535	/	/	1	16.825	<=320	Pass
						2	16.718	<=320	Pass
			6695	/	/	1	16.930	<=320	Pass
						2	16.865	<=320	Pass
			6855	/	/	1	16.975	<=320	Pass
						2	16.739	<=320	Pass
	802.11ax (HEW20)	MIMO	6535	RU242	Left	1	17.902	<=320	Pass
						2	17.927	<=320	Pass
			6695	RU242	Left	1	17.900	<=320	Pass
						2	18.071	<=320	Pass
			6855	RU242	Left	1	17.856	<=320	Pass
						2	17.905	<=320	Pass
	802.11ax (HEW40)	MIMO	6565	RU484	Left	1	37.951	<=320	Pass
						2	38.101	<=320	Pass
			6685	RU484	Left	1	37.972	<=320	Pass
						2	38.442	<=320	Pass
			6845	RU484	Left	1	38.003	<=320	Pass
						2	38.068	<=320	Pass
	802.11ax (HEW80)	MIMO	6625	RU996	Left	1	78.188	<=320	Pass
						2	78.906	<=320	Pass
			6705	RU996	Left	1	77.621	<=320	Pass
						2	77.894	<=320	Pass
			6785	RU996	Left	1	77.493	<=320	Pass
						2	77.681	<=320	Pass
	802.11ax (HEW160)	MIMO	6665	2xRU996	Left	1	156.966	<=320	Pass
						2	157.096	<=320	Pass
			6825	2xRU996	Left	1	156.624	<=320	Pass
						2	156.277	<=320	Pass

1.5.2 Test Graph

802.11a_LCH_6535MHz _Ant1_NTNV

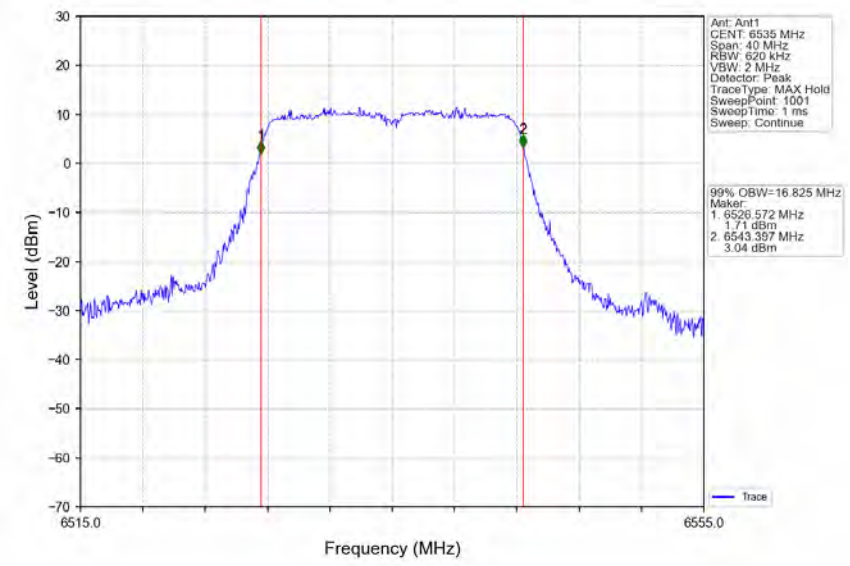

802.11a_LCH_6535MHz _Ant2_NTNV

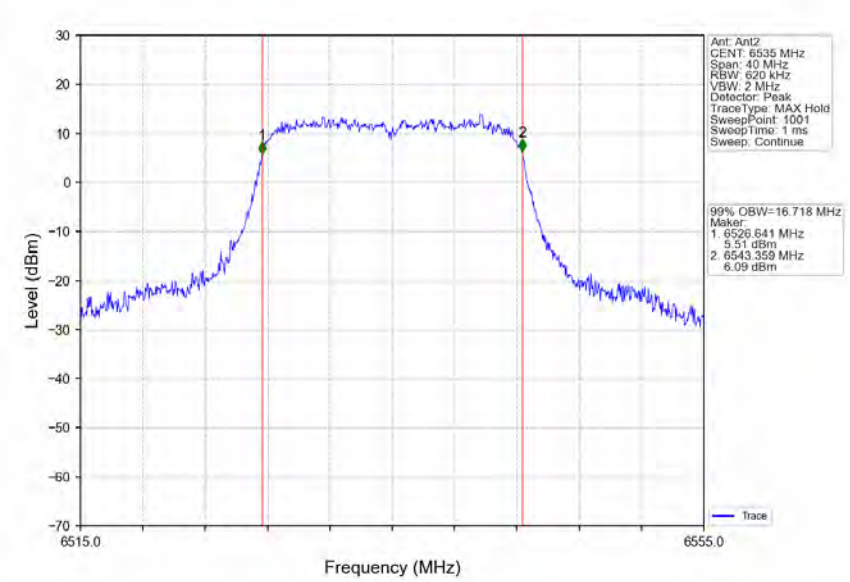

802.11a_MCH_6695MHz _Ant1_NTNV

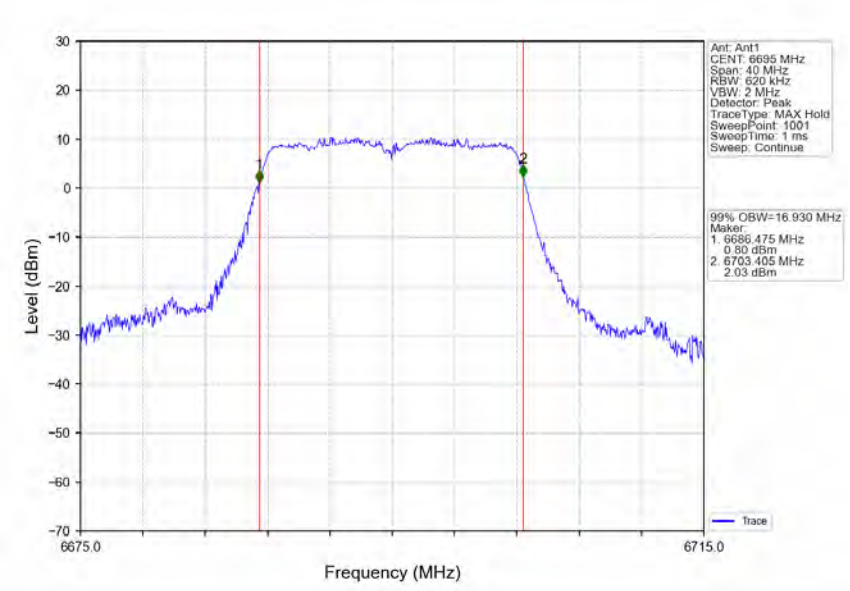

802.11a_MCH_6695MHz _Ant2_NTNV

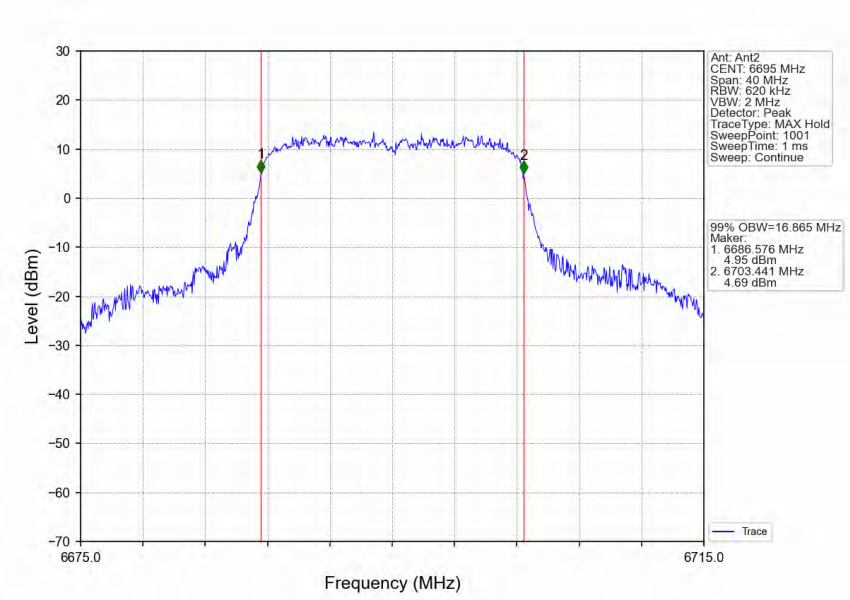

802.11a_HCH_6855MHz_Ant1_NTNV

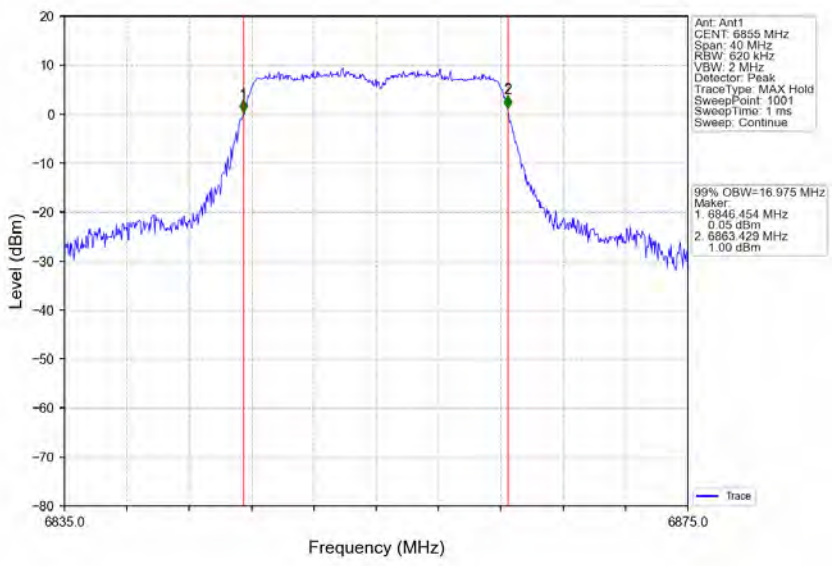

802.11a_HCH_6855MHz _Ant2_NTNV

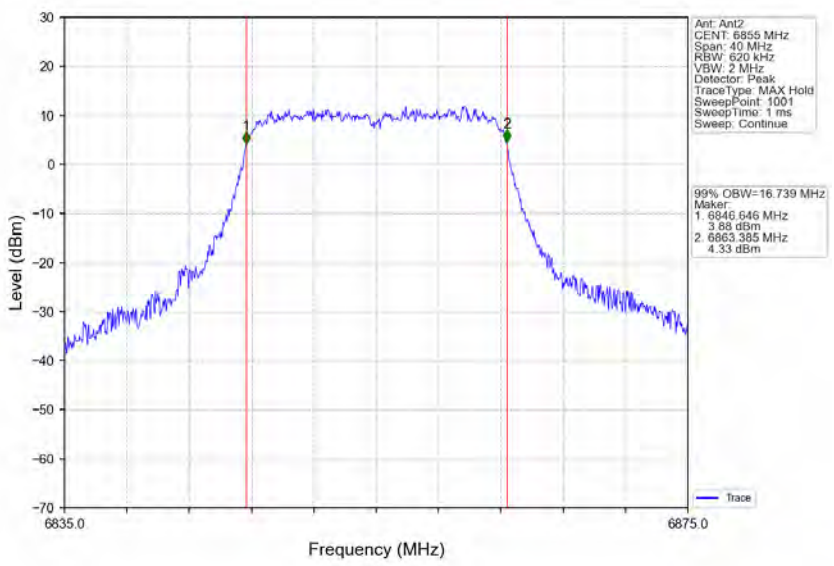

802.11ax(HEW20)_LCH_6535MHz_RU242_Left_Ant1_NTNV

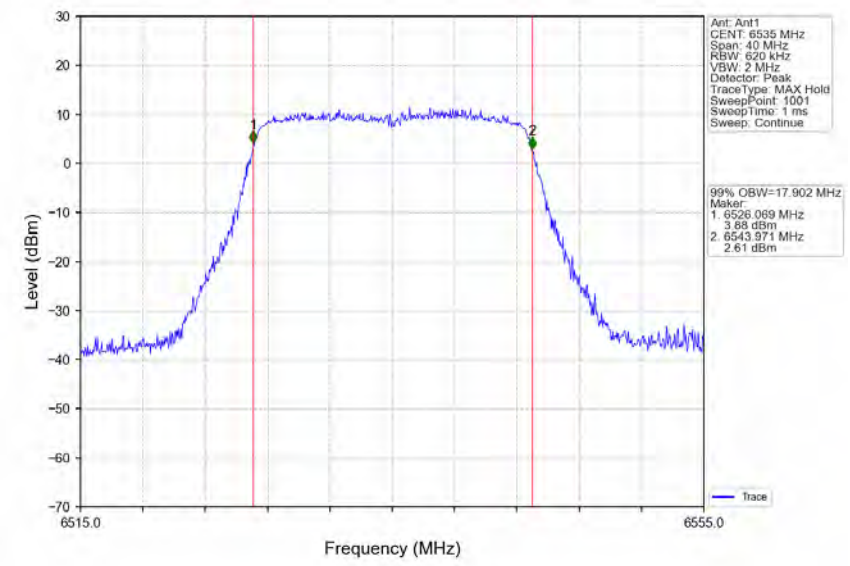

802.11ax(HEW20)_LCH_6535MHz_RU242_Left_Ant2_NTNV

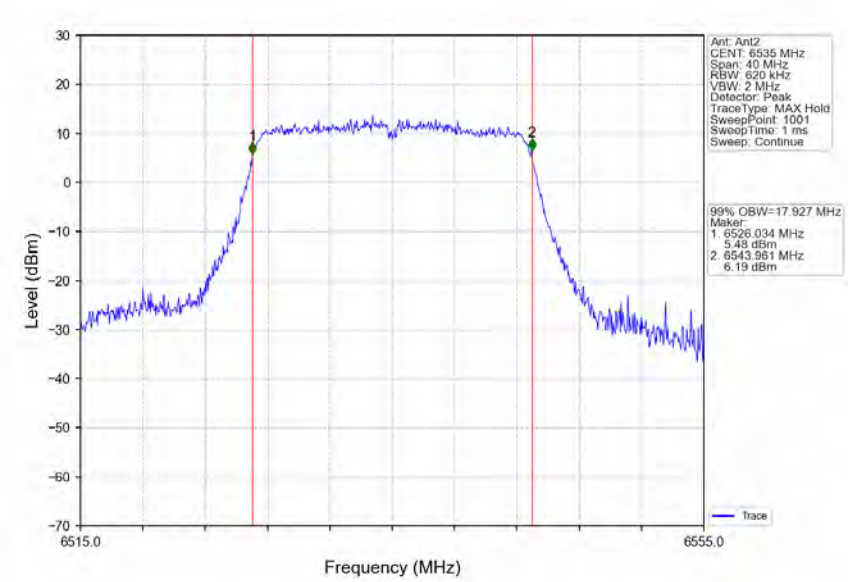

802.11ax(HEW20)_MCH_6695MHz_RU242_Left_Ant1_NTNV

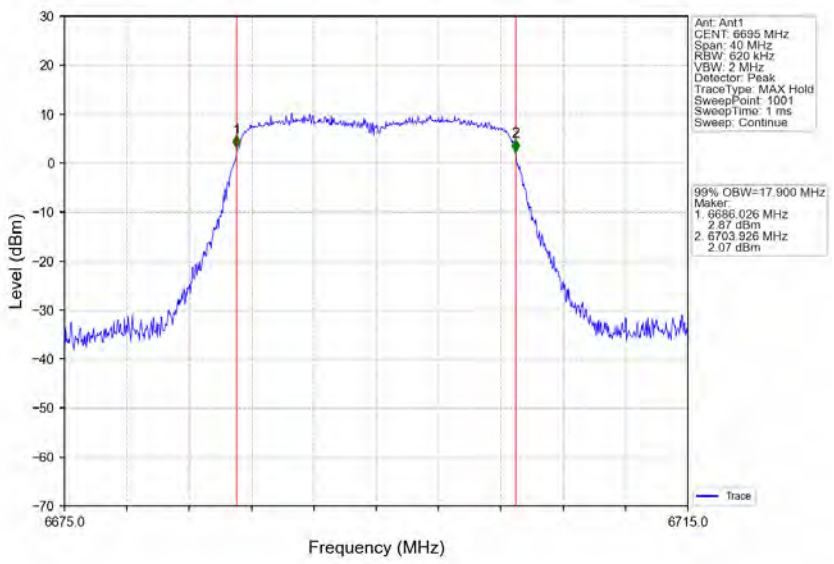

802.11ax(HEW20)_MCH_6695MHz_RU242_Left_Ant2_NTNV

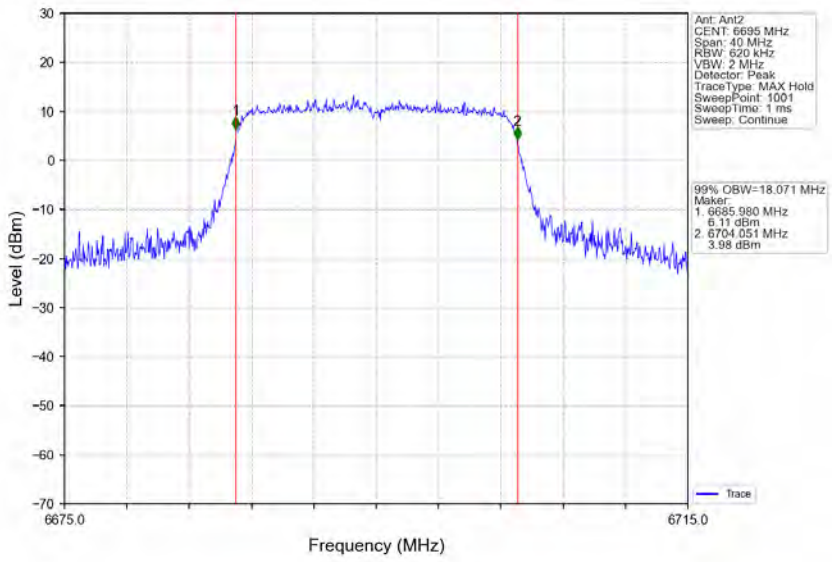

802.11ax(HEW20)_HCH_6855MHz_RU242_Left_Ant1_NTNV

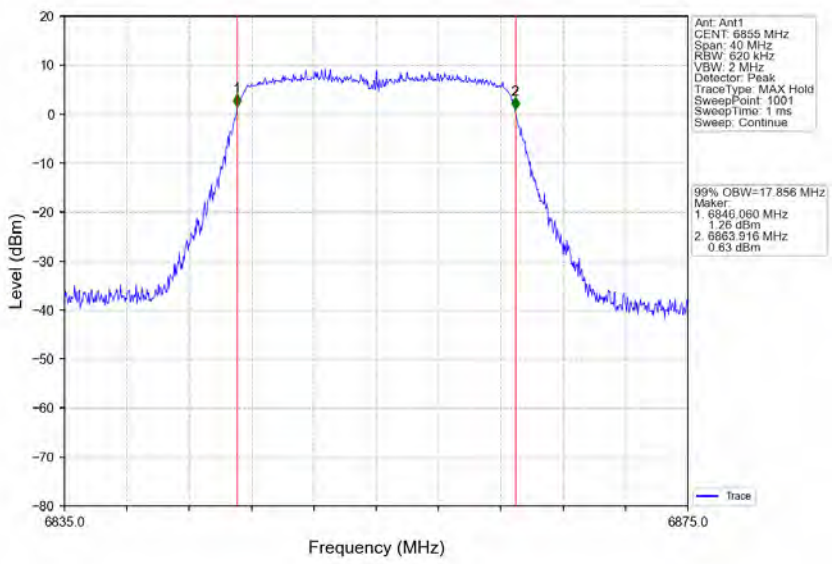

802.11ax(HEW20)_HCH_6855MHz_RU242_Left_Ant2_NTNV

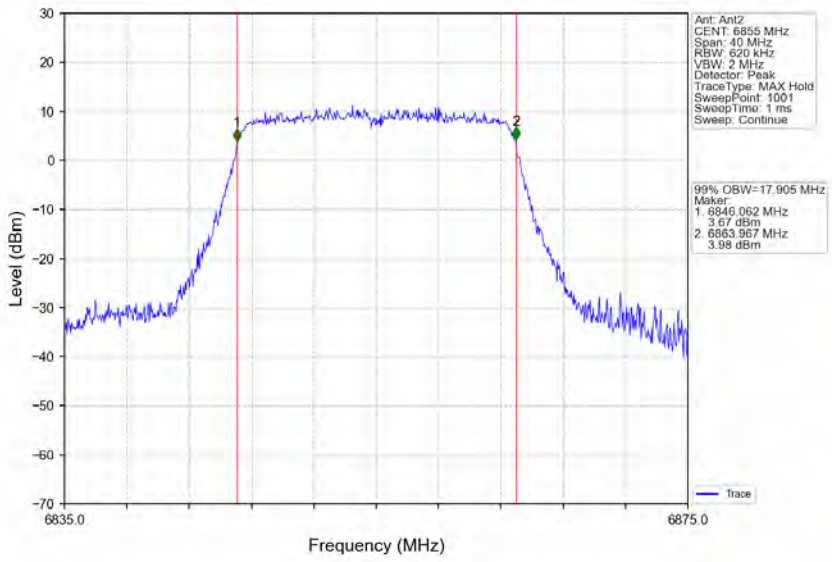

802.11ax(HEW40)_LCH_6565MHz_RU484_Left_Ant1_NTNV

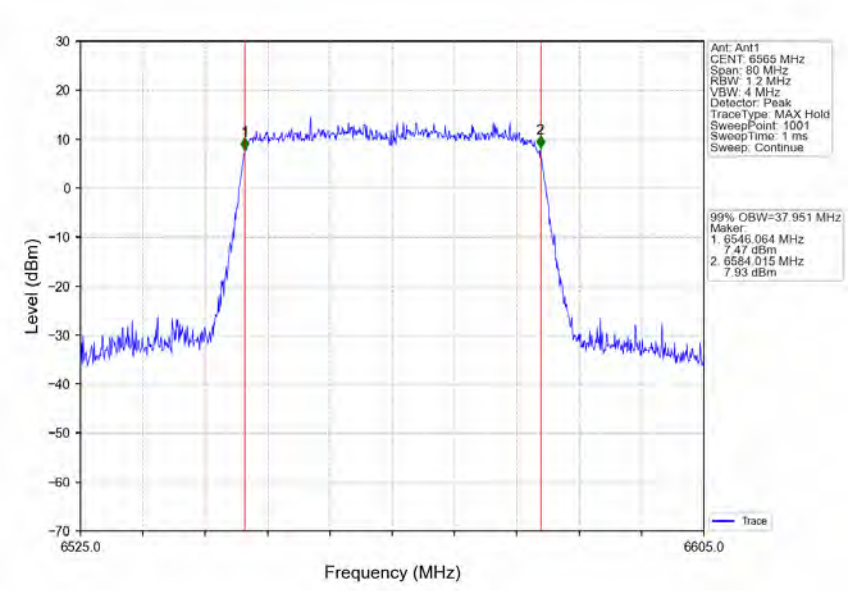

802.11ax(HEW40)_LCH_6565MHz_RU484_Left_Ant2_NTNV

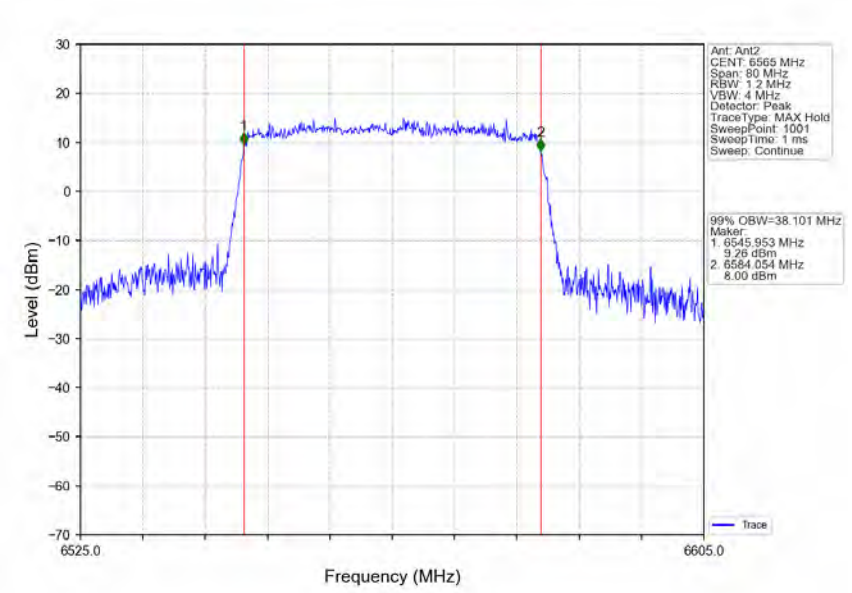

802.11ax(HEW40)_MCH_6685MHz_RU484_Left_Ant1_NTNV

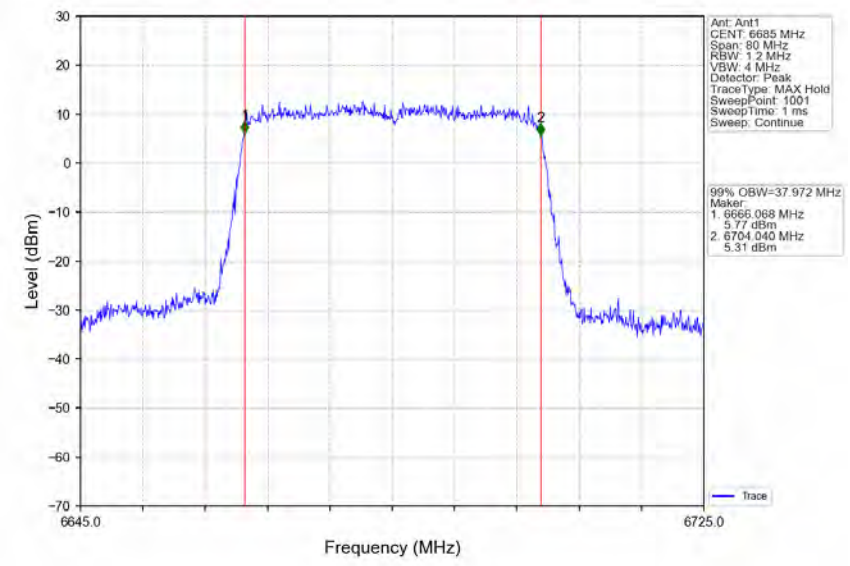

802.11ax(HEW40)_MCH_6685MHz_RU484_Left_Ant2_NTNV

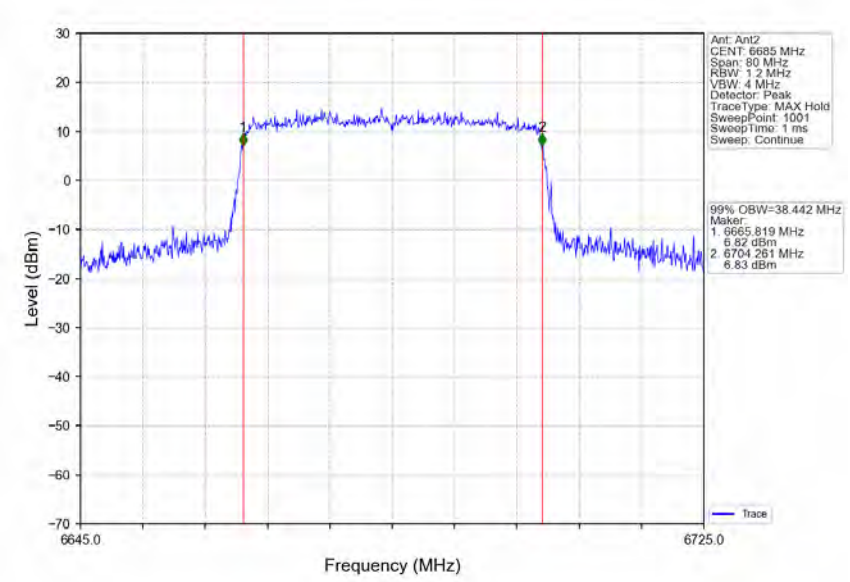

802.11ax(HEW40)_HCH_6845MHz_RU484_Left_Ant1_NTNV

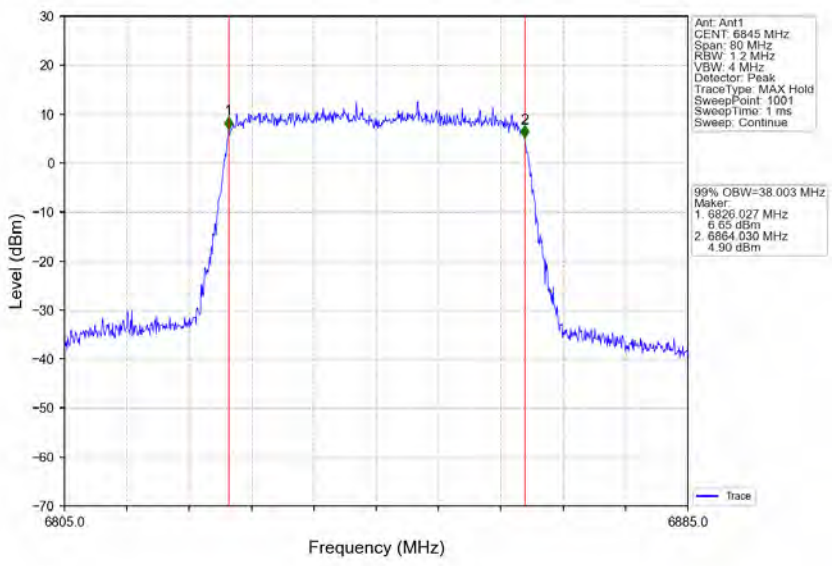

802.11ax(HEW40)_HCH_6845MHz_RU484_Left_Ant2_NTNV

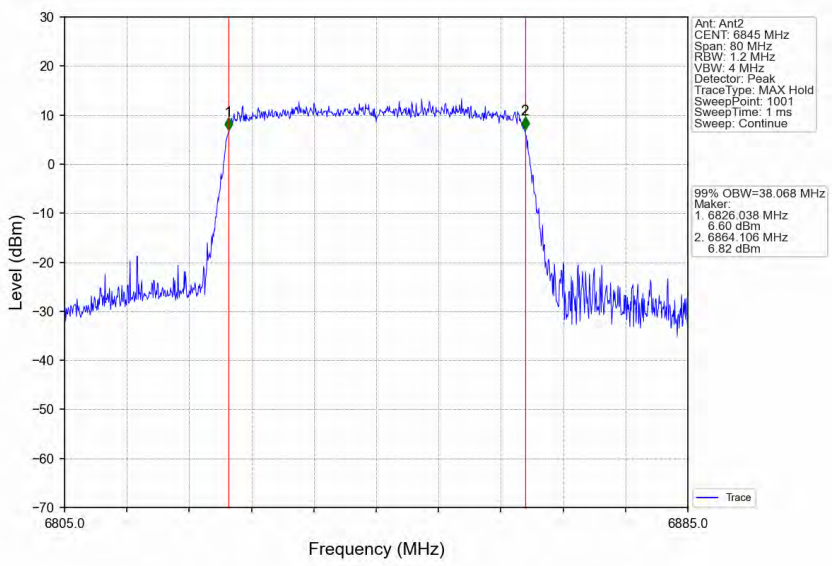

802.11ax(HEW80)_LCH_6625MHz_RU996_Left_Ant1_NTNV

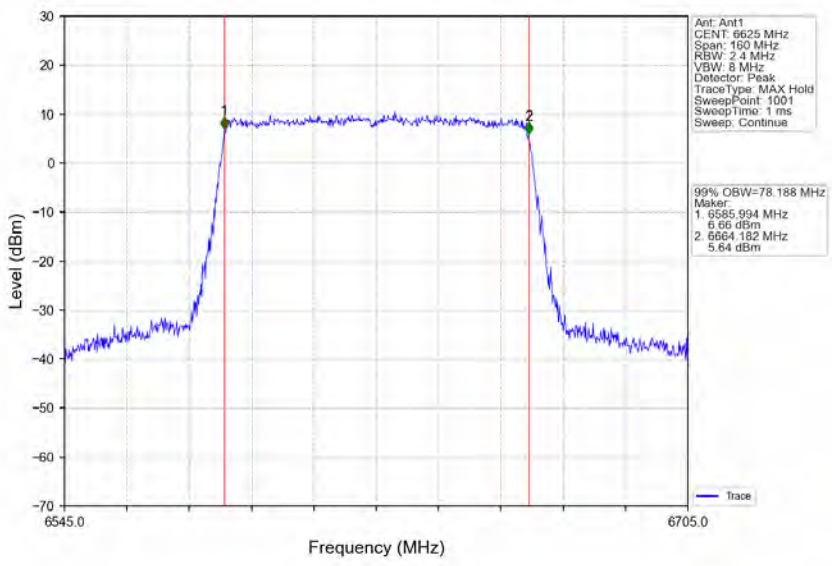

802.11ax(HEW80)_LCH_6625MHz_RU996_Left_Ant2_NTNV

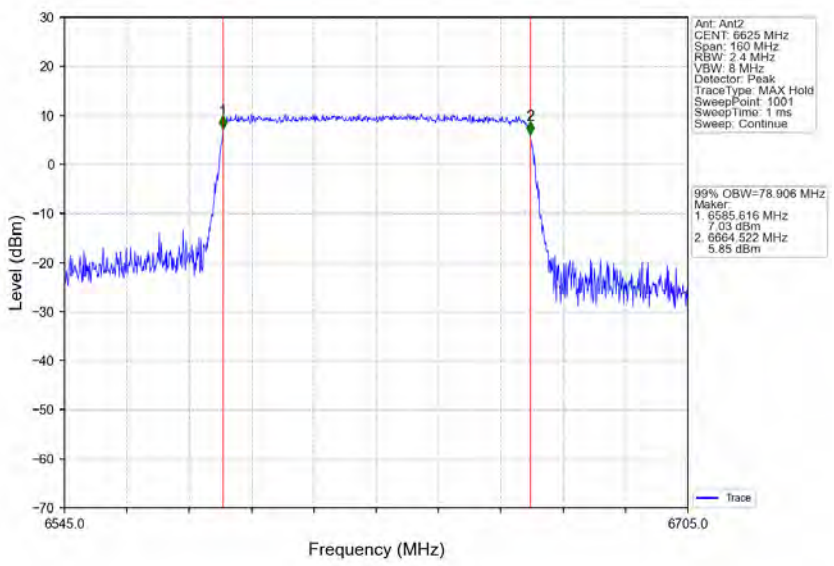

802.11ax(HEW80)_MCH_6705MHz_RU996_Left_Ant1_NTNV

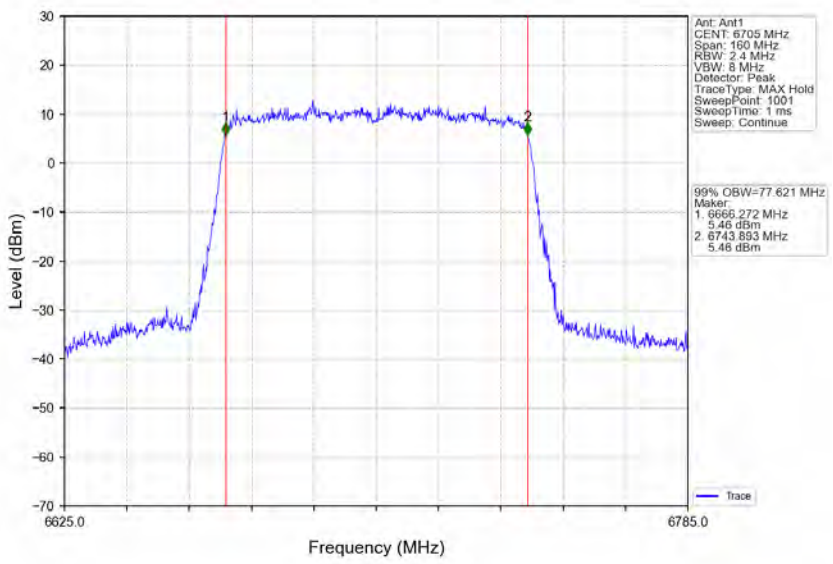

802.11ax(HEW80)_MCH_6705MHz_RU996_Left_Ant2_NTNV

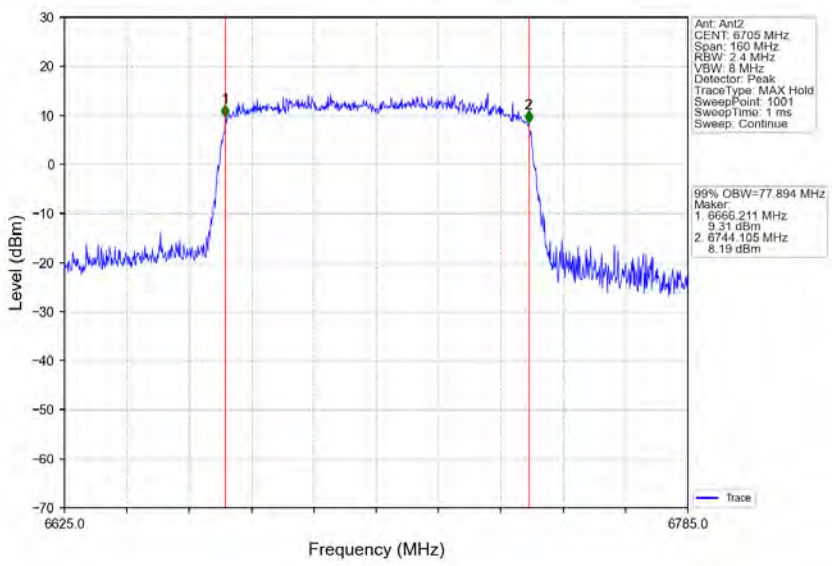

802.11ax(HEW80)_HCH_6785MHz_RU996_Left_Ant1_NTNV

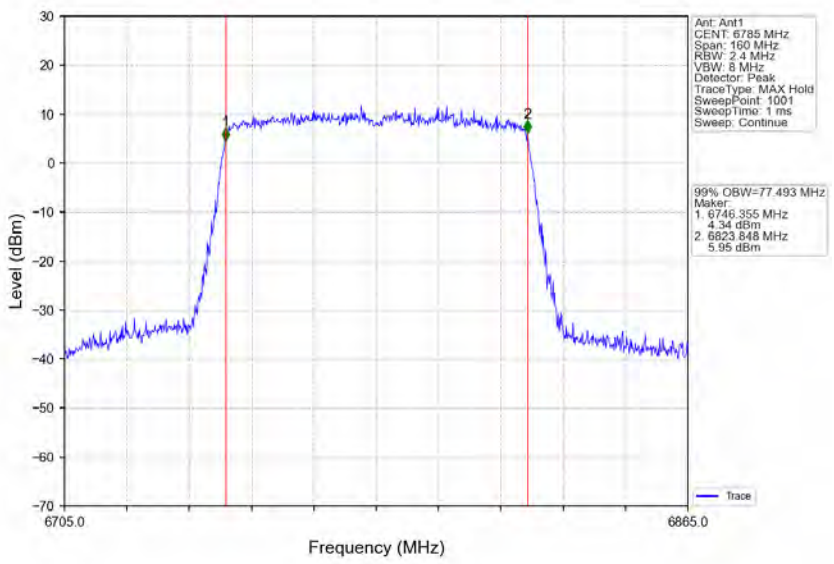

802.11ax(HEW80)_HCH_6785MHz_RU996_Left_Ant2_NTNV

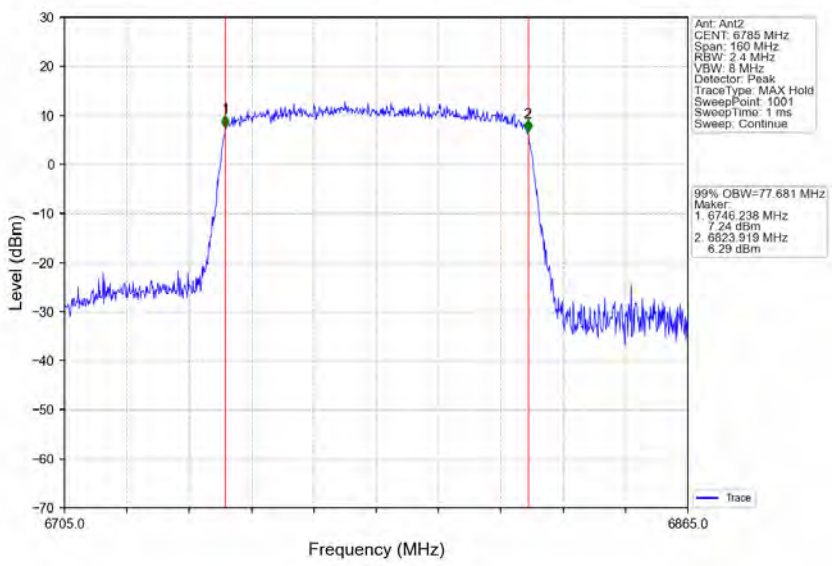

802.11ax(HEW160)_MCH_6665MHz_2xRU996_Left_Ant1_NTNV

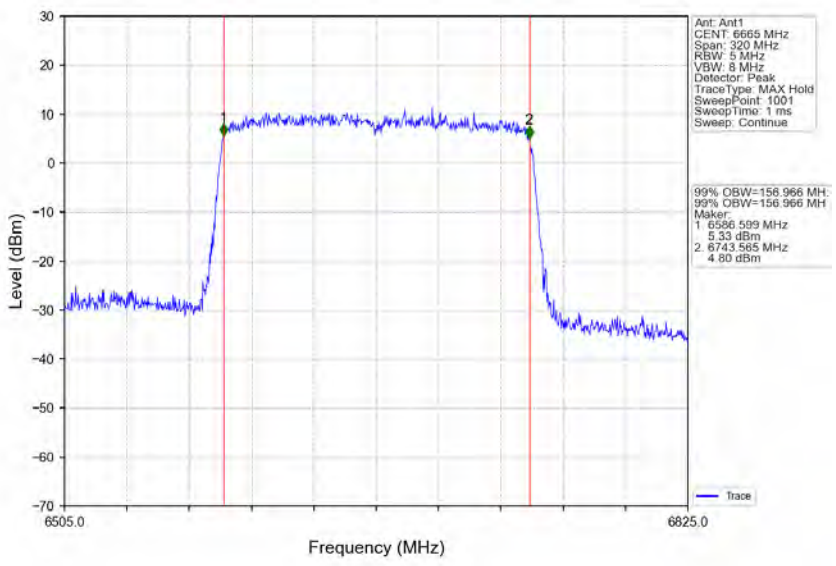

802.11ax(HEW160)_MCH_6665MHz_2xRU996_Left_Ant2_NTNV

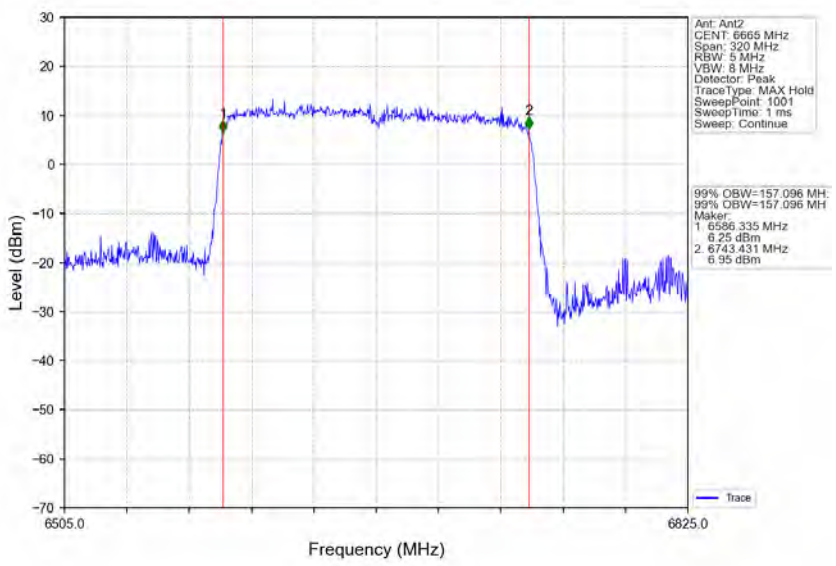

802.11ax(HEW160)_HCH_6825MHz_2xRU996_Left_Ant1_NTNV

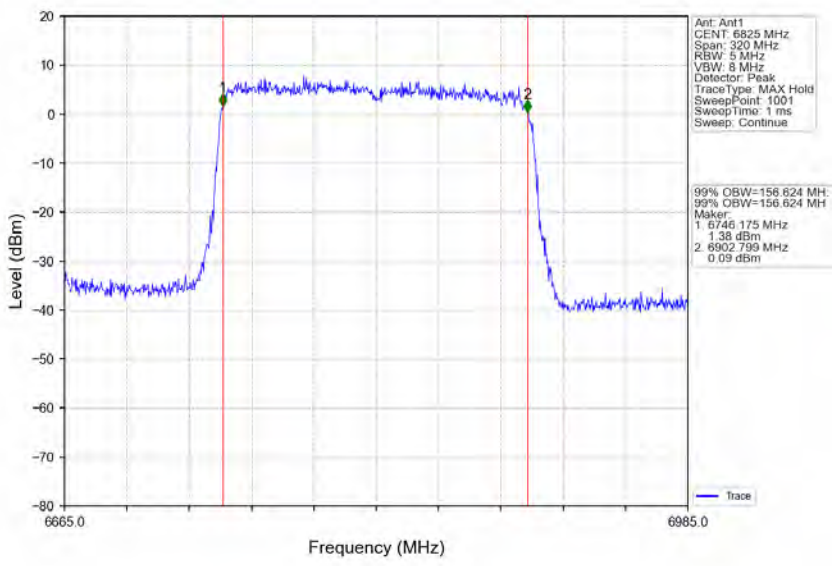

802.11ax(HEW160)_HCH_6825MHz_2xRU996_Left_Ant2_NTNV

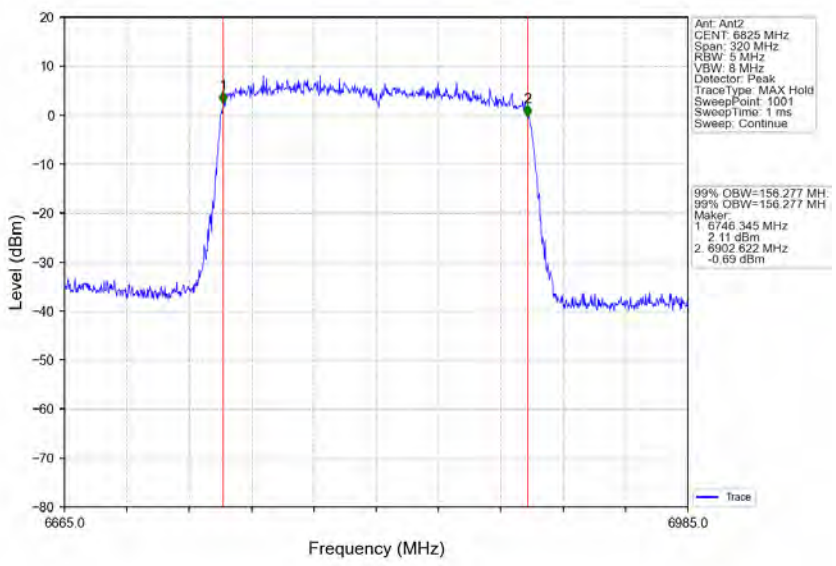

1.6 26dB BW

1.6.1 Test Result

ENV	Mode	TX Type	Frequency (MHz)	RU	RU Pos	ANT	26dB Bandwidth (MHz)		Verdict
							Result	Limit	
NTNV	802.11a	CCD	6535	/	/	1	19.168	<=320	Pass
						2	19.401	<=320	Pass
			6695	/	/	1	19.550	<=320	Pass
						2	20.481	<=320	Pass
			6855	/	/	1	19.600	<=320	Pass
						2	19.119	<=320	Pass
	802.11ax (HEW20)	MIMO	6535	RU242	Left	1	20.189	<=320	Pass
						2	20.299	<=320	Pass
			6695	RU242	Left	1	20.144	<=320	Pass
						2	21.773	<=320	Pass
			6855	RU242	Left	1	20.129	<=320	Pass
						2	20.449	<=320	Pass
	802.11ax (HEW40)	MIMO	6565	RU484	Left	1	40.984	<=320	Pass
						2	40.406	<=320	Pass
			6685	RU484	Left	1	40.299	<=320	Pass
						2	41.099	<=320	Pass
			6845	RU484	Left	1	40.498	<=320	Pass
						2	40.322	<=320	Pass
	802.11ax (HEW80)	MIMO	6625	RU996	Left	1	82.432	<=320	Pass
						2	83.781	<=320	Pass
			6705	RU996	Left	1	82.555	<=320	Pass
						2	82.032	<=320	Pass
			6785	RU996	Left	1	81.929	<=320	Pass
						2	82.010	<=320	Pass
	802.11ax (HEW160)	MIMO	6665	2xRU996	Left	1	164.050	<=320	Pass
						2	165.601	<=320	Pass
			6825	2xRU996	Left	1	165.224	<=320	Pass
						2	164.535	<=320	Pass

1.6.2 Test Graph

802.11a_LCH_6535MHz _Ant1_NTNV

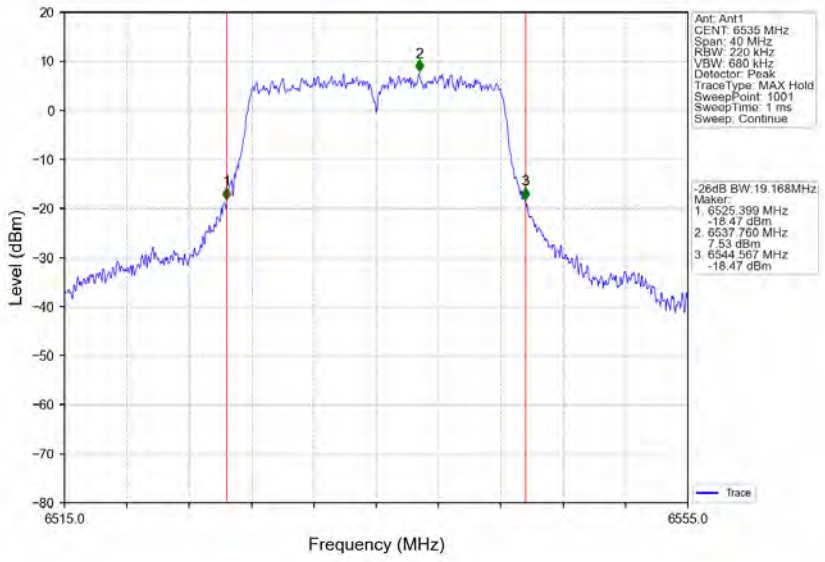

802.11a_LCH_6535MHz _Ant2_NTNV

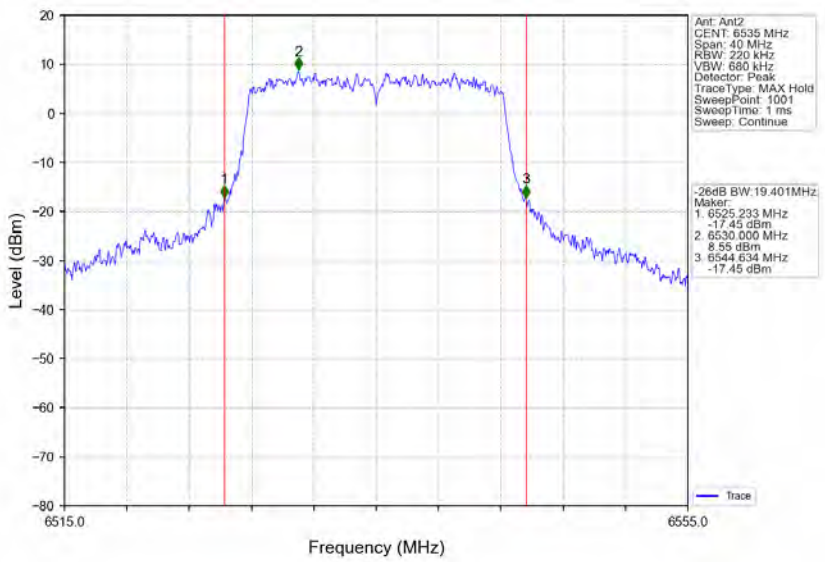

802.11a_MCH_6695MHz _Ant1_NTNV

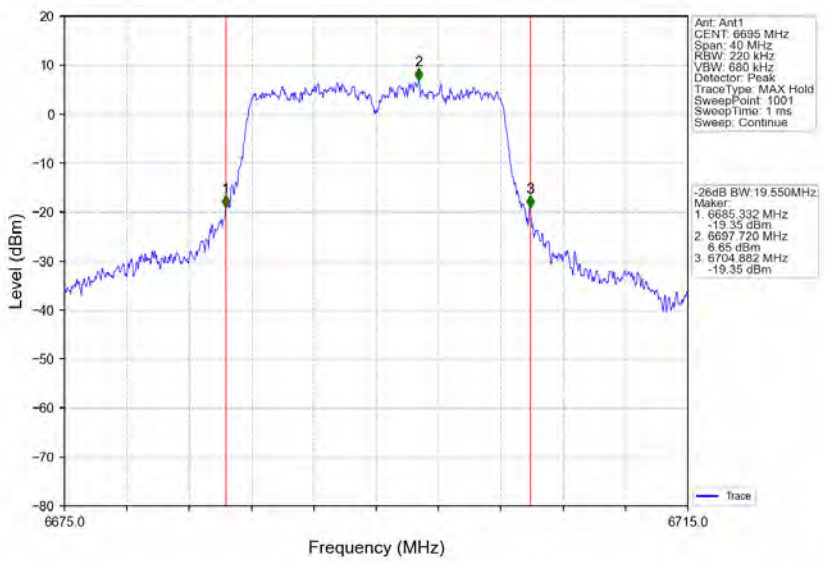

802.11a_MCH_6695MHz _Ant2_NTNV

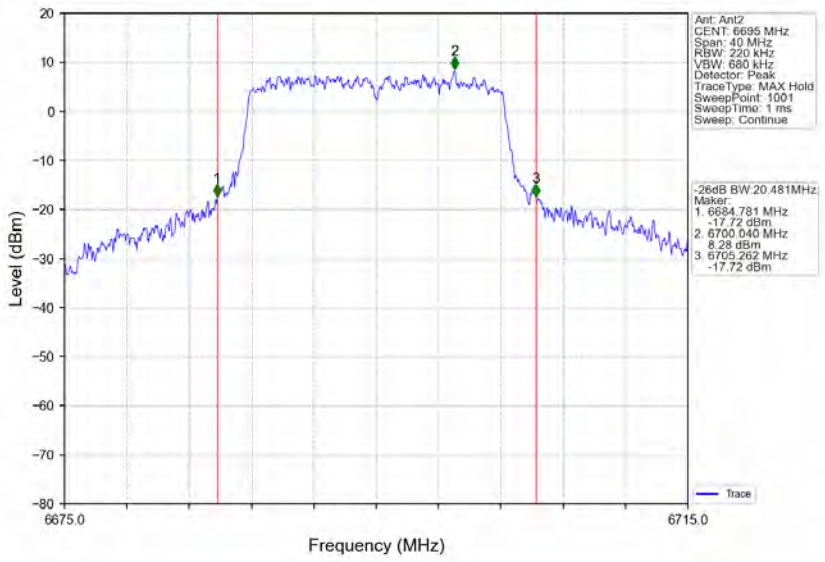

802.11a_HCH_6855MHz _Ant1_NTNV

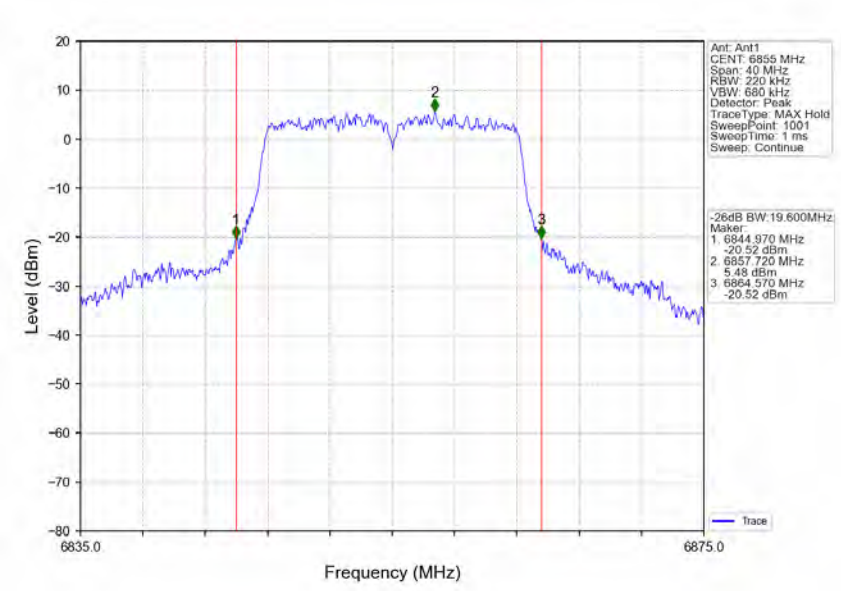

802.11a_HCH_6855MHz _Ant2_NTNV

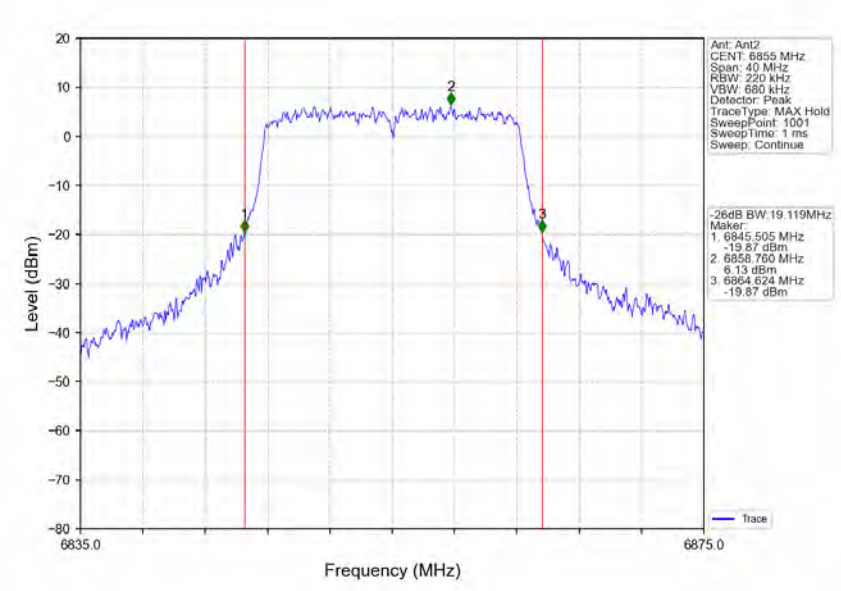

802.11ax(HEW20)_LCH_6535MHz_RU242_Left_Ant1_NTNV

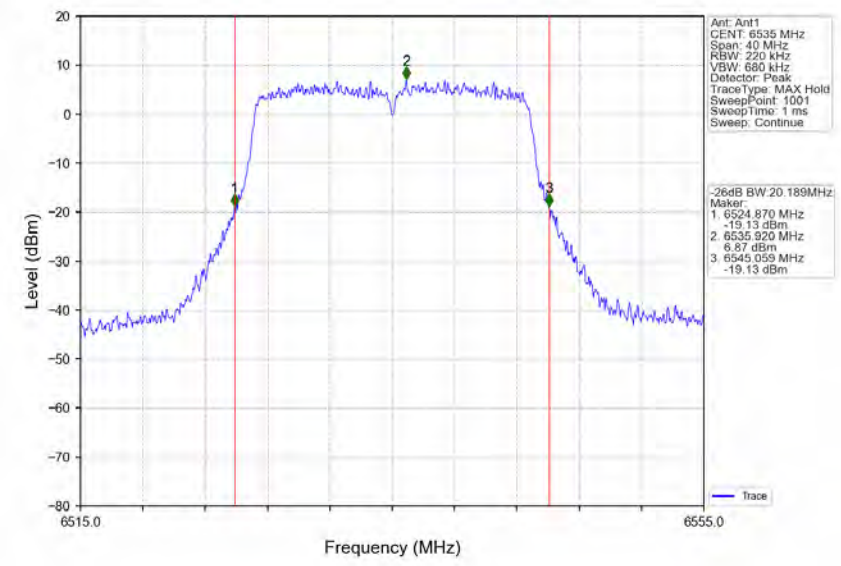

802.11ax(HEW20)_LCH_6535MHz_RU242_Left_Ant2_NTNV

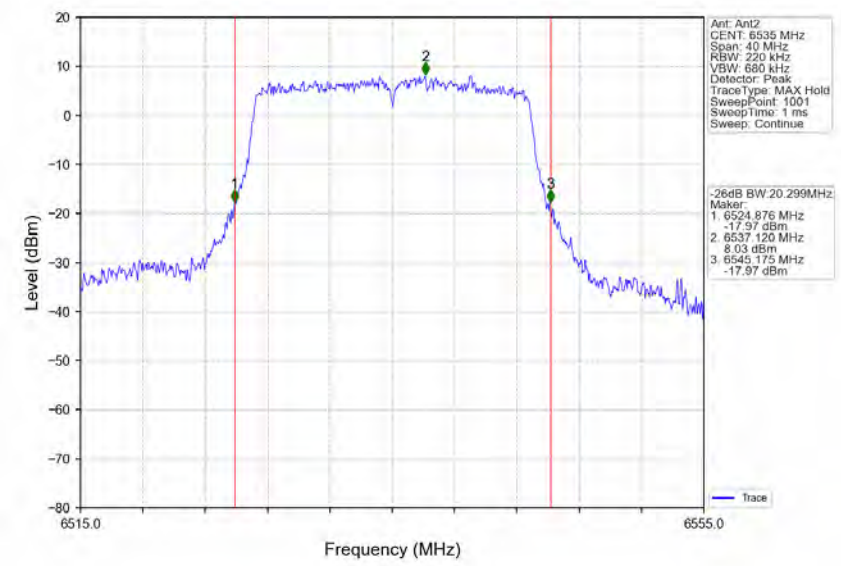

802.11ax(HEW20)_MCH_6695MHz_RU242_Left_Ant1_NTNV

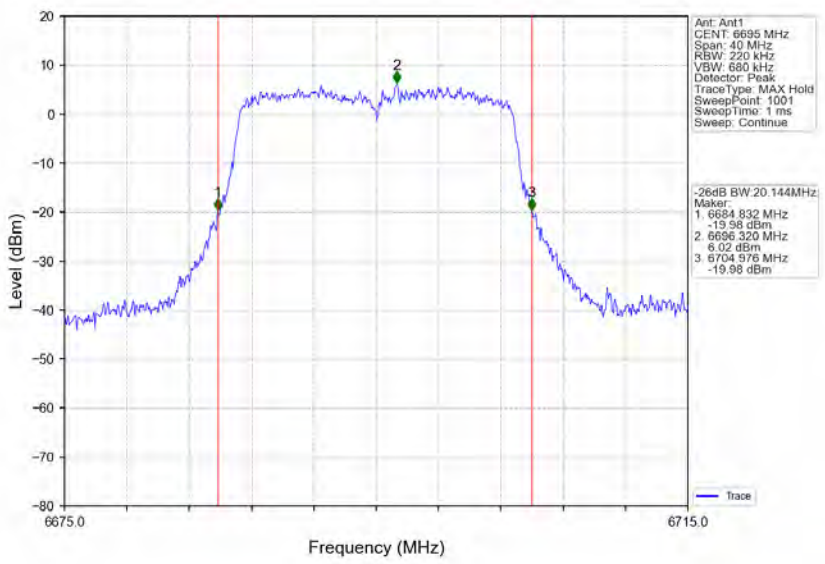

802.11ax(HEW20)_MCH_6695MHz_RU242_Left_Ant2_NTNV

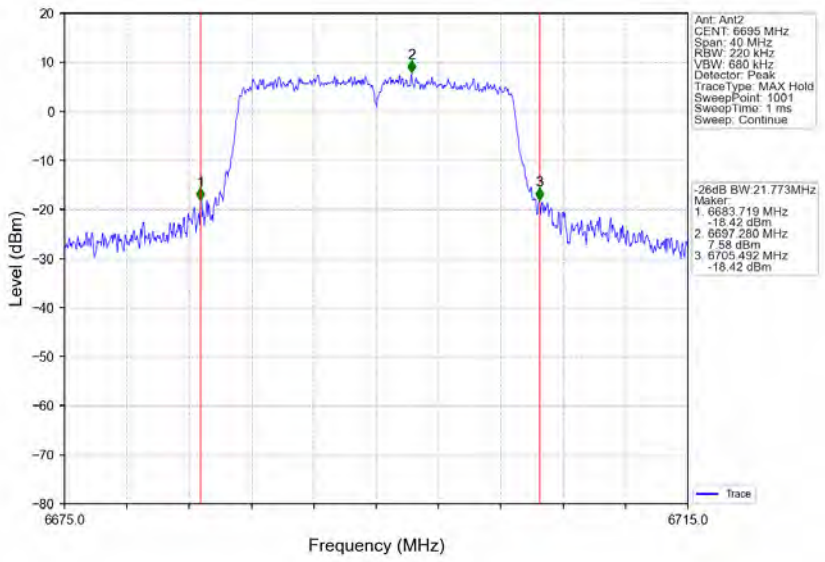

802.11ax(HEW20)_HCH_6855MHz_RU242_Left_Ant1_NTNV

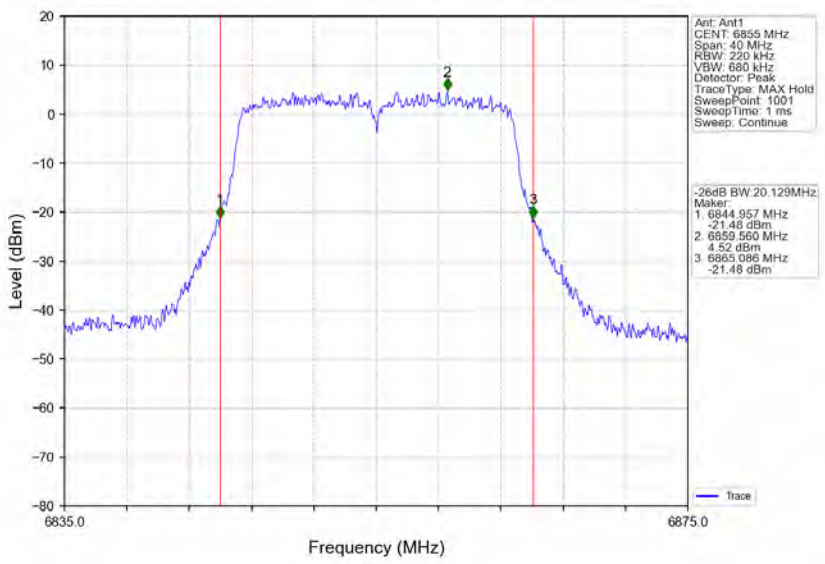

802.11ax(HEW20)_HCH_6855MHz_RU242_Left_Ant2_NTNV

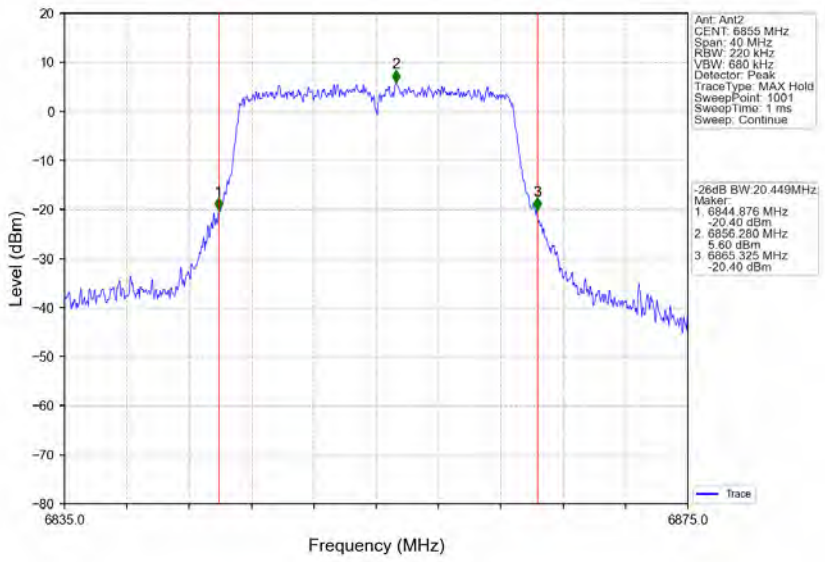

802.11ax(HEW40)_LCH_6565MHz_RU484_Left_Ant1_NTNV

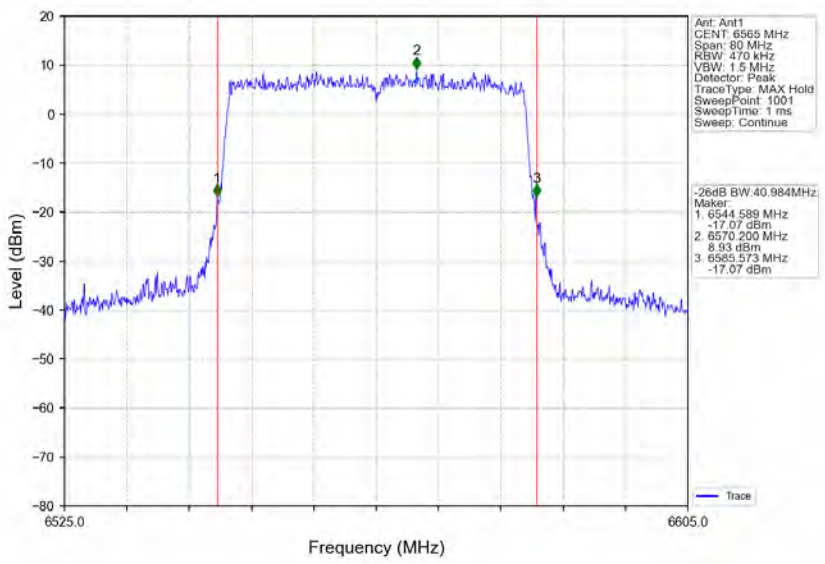

802.11ax(HEW40)_LCH_6565MHz_RU484_Left_Ant2_NTNV

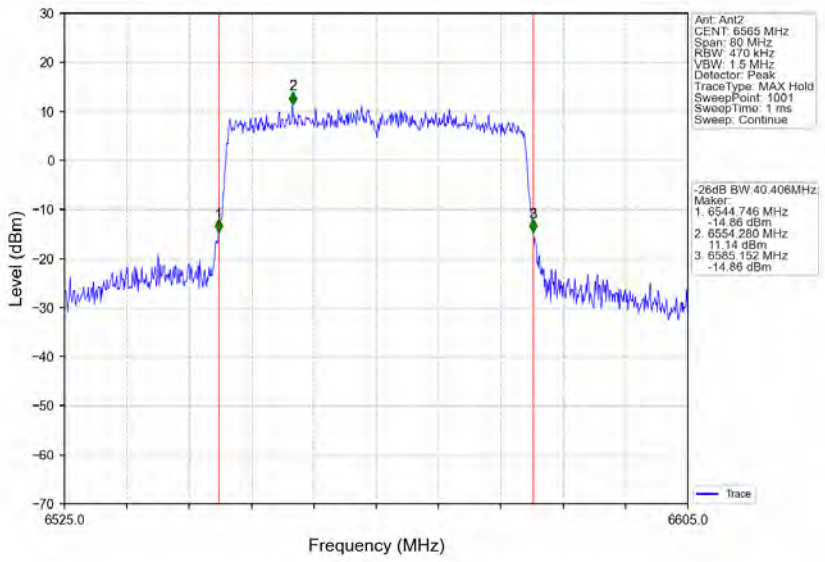

802.11ax(HEW40)_MCH_6685MHz_RU484_Left_Ant1_NTNV

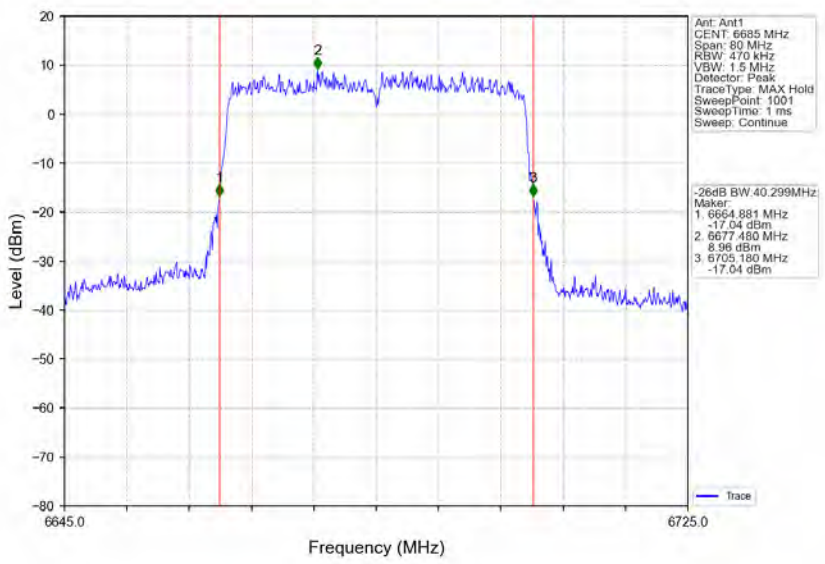

802.11ax(HEW40)_MCH_6685MHz_RU484_Left_Ant2_NTNV

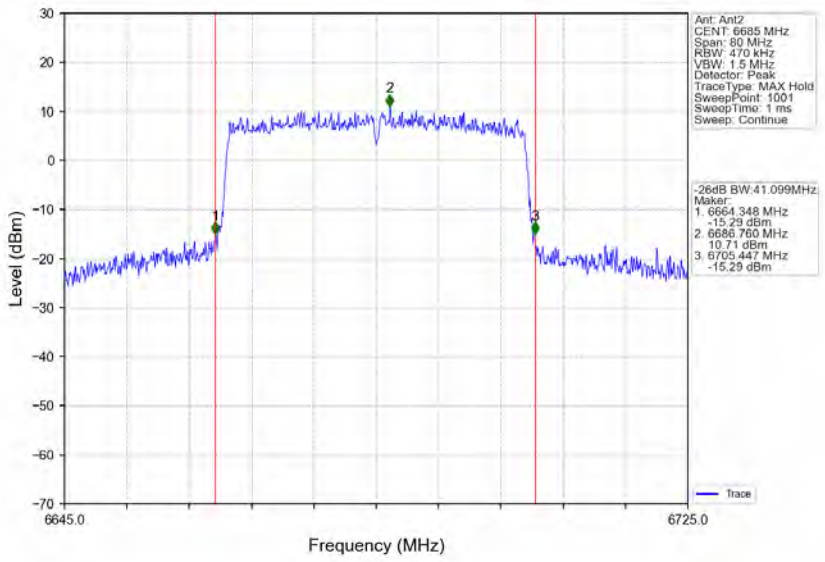

802.11ax(HEW40)_HCH_6845MHz_RU484_Left_Ant1_NTNV

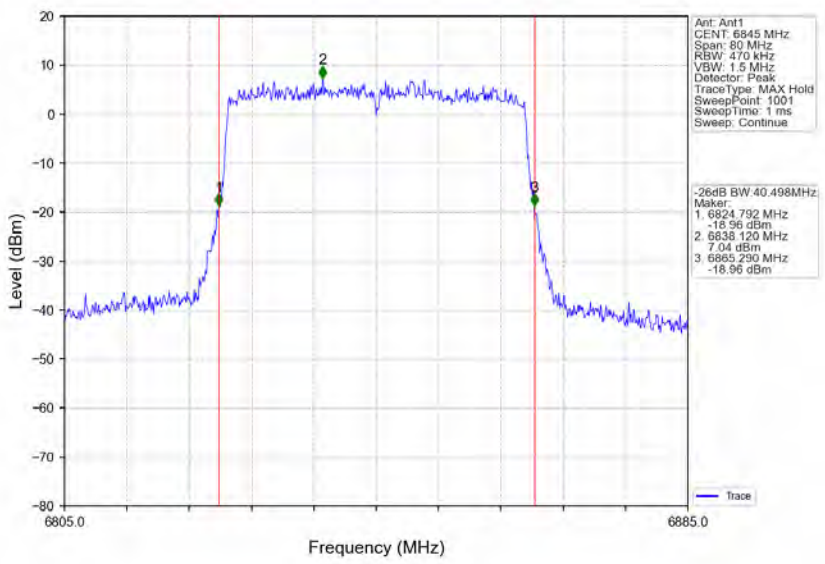

802.11ax(HEW40)_HCH_6845MHz_RU484_Left_Ant2_NTNV

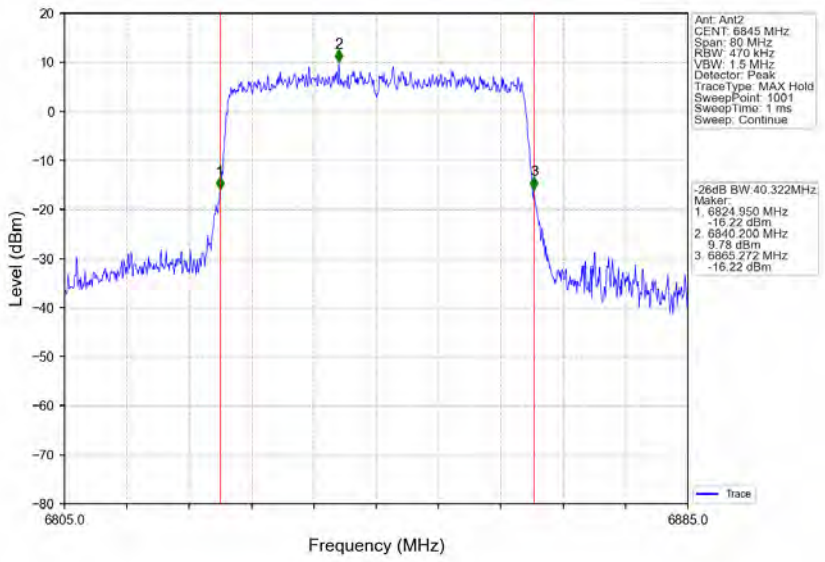

802.11ax(HEW80)_LCH_6625MHz_RU996_Left_Ant1_NTNV

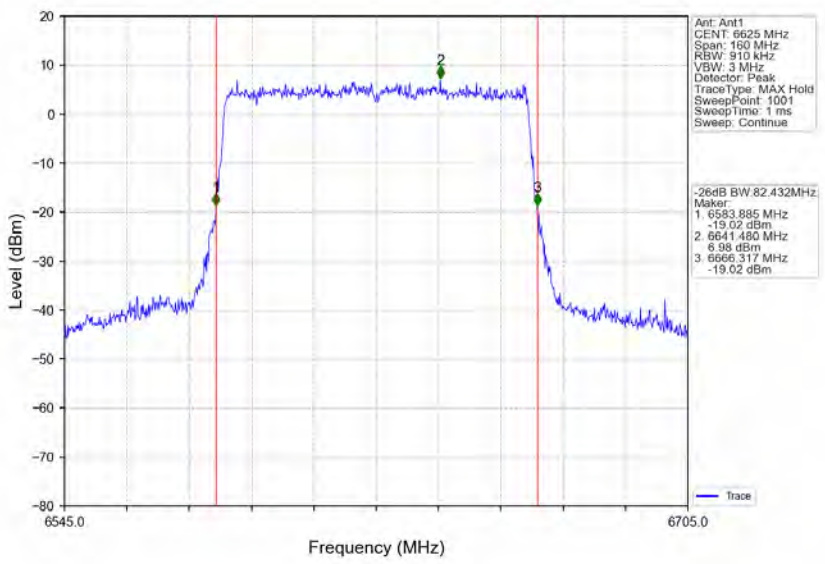

802.11ax(HEW80)_LCH_6625MHz_RU996_Left_Ant2_NTNV

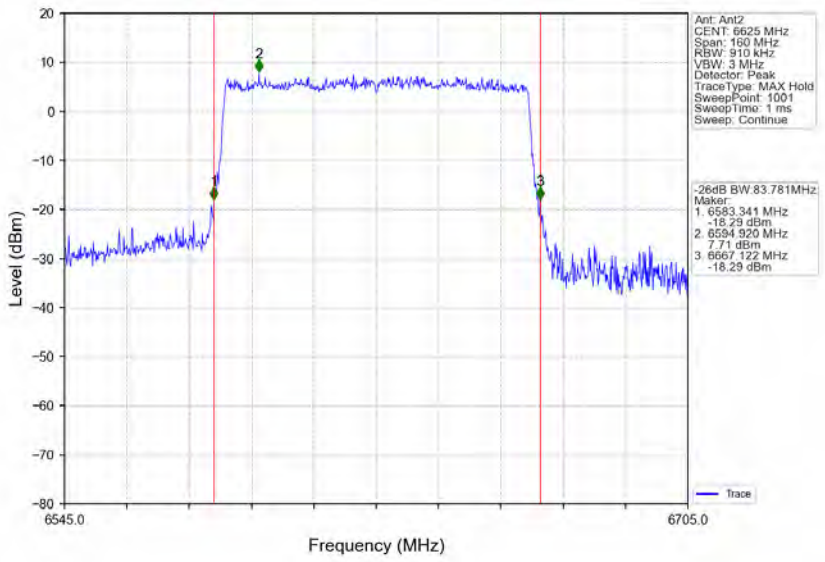

802.11ax(HEW80)_MCH_6705MHz_RU996_Left_Ant1_NTNV

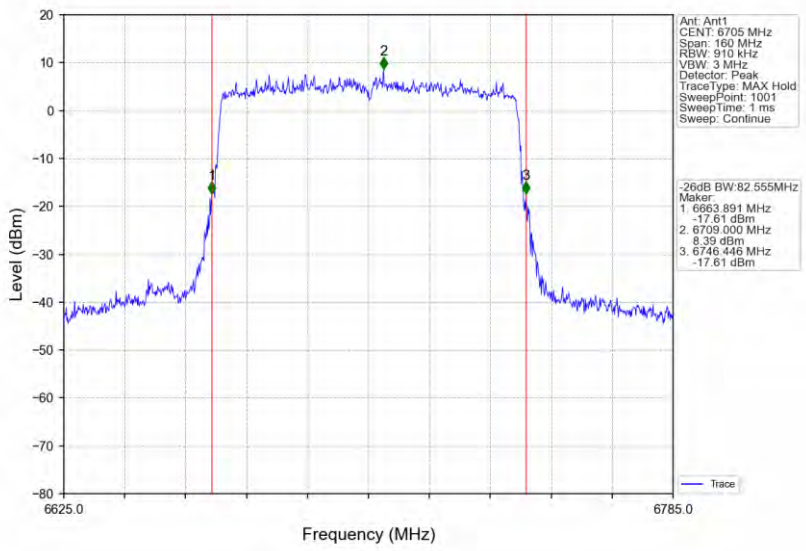

802.11ax(HEW80)_MCH_6705MHz_RU996_Left_Ant2_NTNV

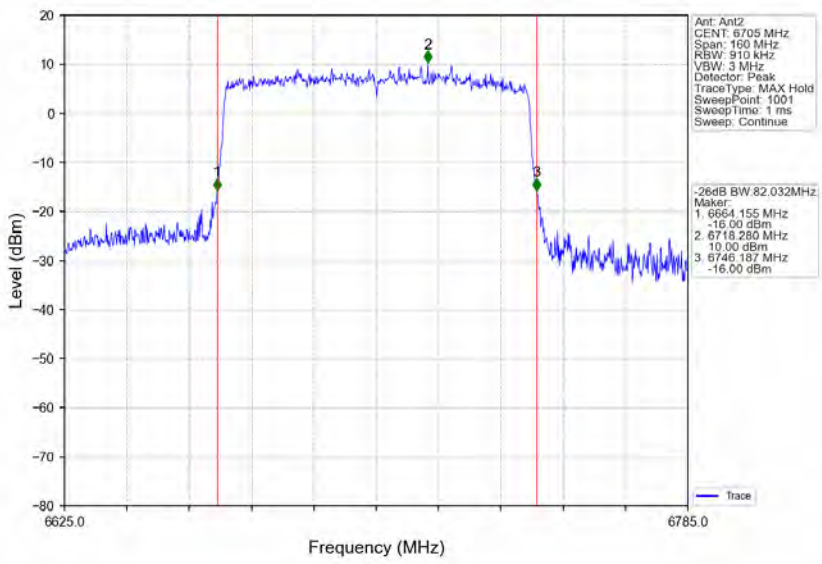

802.11ax(HEW80)_HCH_6785MHz_RU996_Left_Ant1_NTNV

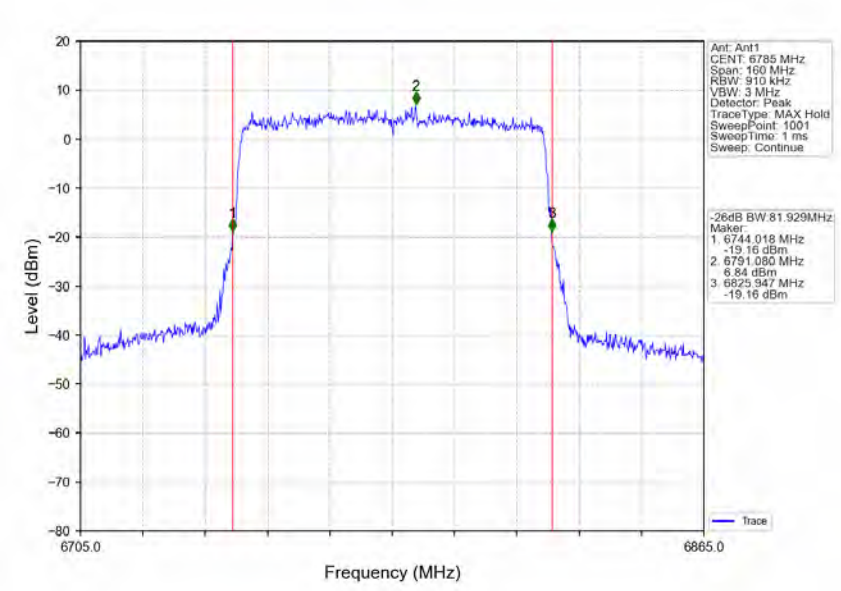

802.11ax(HEW80)_HCH_6785MHz_RU996_Left_Ant2_NTNV

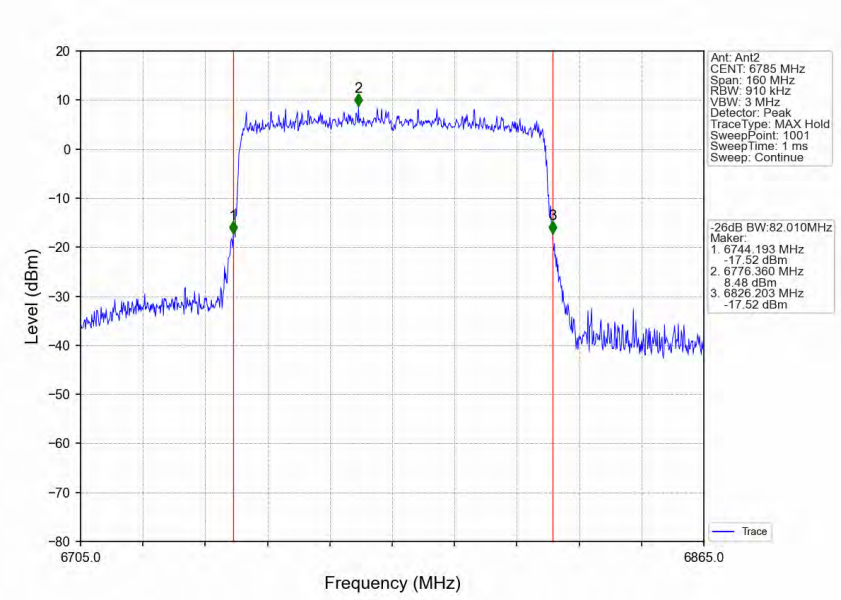

802.11ax(HEW160)_MCH_6665MHz_2xRU996_Left_Ant1_NTNV

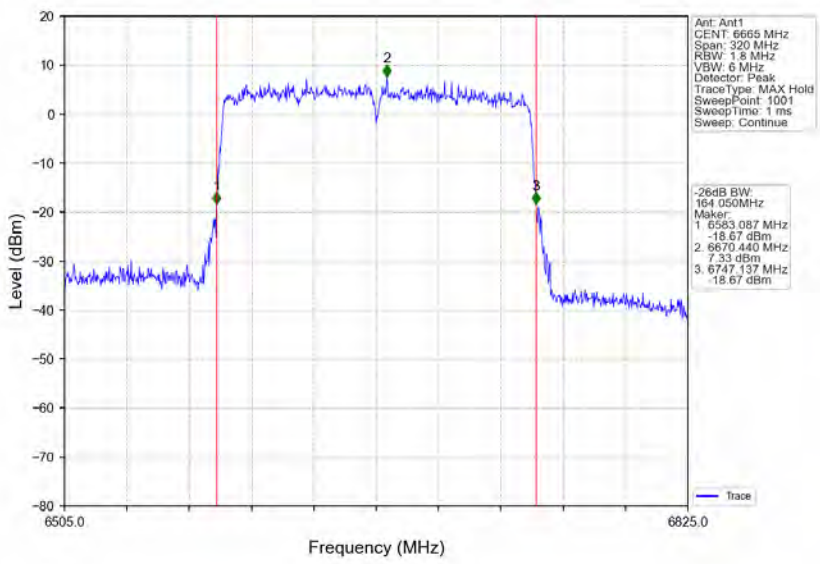

802.11ax(HEW160)_MCH_6665MHz_2xRU996_Left_Ant2_NTNV

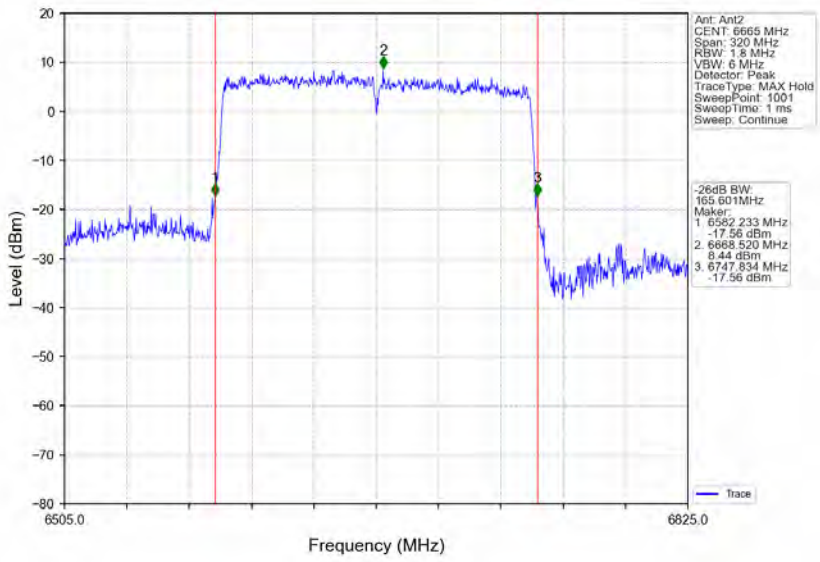

802.11ax(HEW160)_HCH_6825MHz_2xRU996_Left_Ant1_NTNV

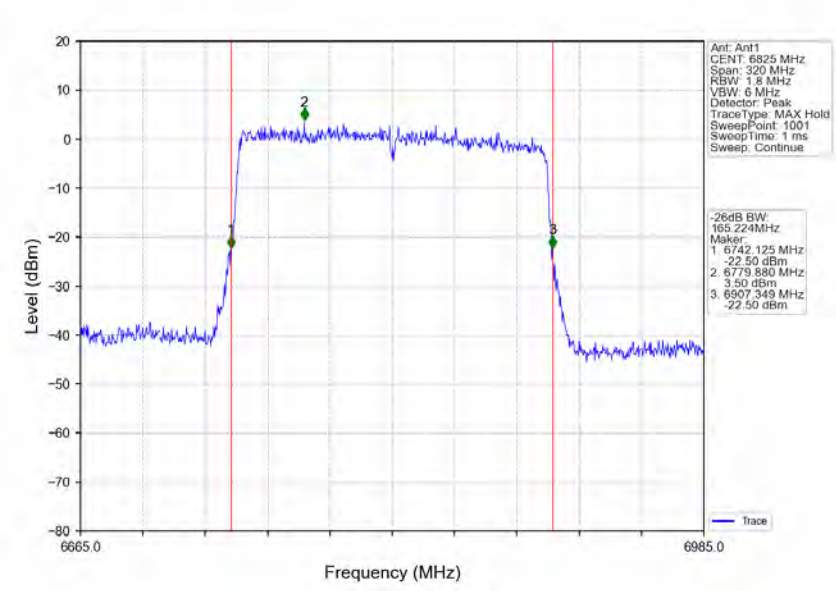

802.11ax(HEW160)_HCH_6825MHz_2xRU996_Left_Ant2_NTNV

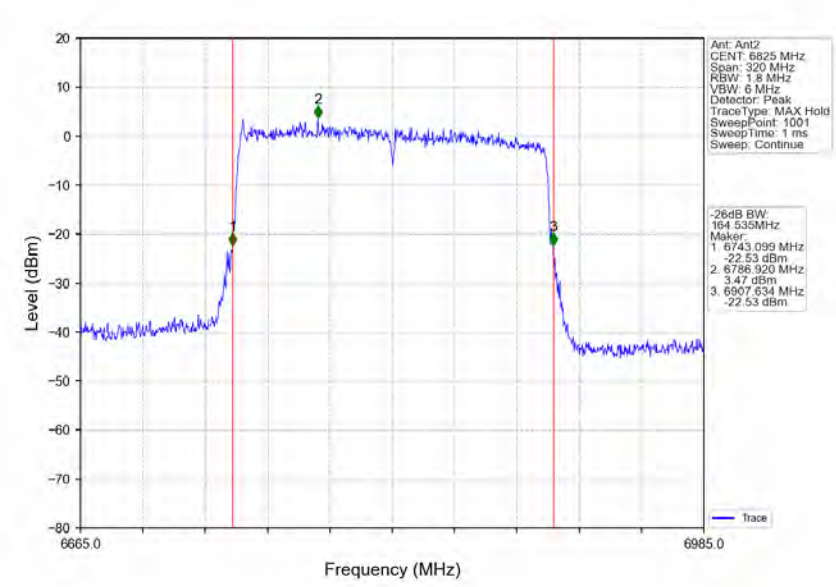

1.7 OBW

1.7.1 Test Result

ENV	Mode	TX Type	Frequency (MHz)	RU	RU Pos	ANT	99% Occupied Bandwidth (MHz)		Verdict
							Result	Limit	
NTNV	802.11a	CCD	6895	/	/	1	16.980	<=320	Pass
						2	16.699	<=320	Pass
			6995	/	/	1	17.022	<=320	Pass
						2	16.685	<=320	Pass
			7115	/	/	1	16.881	<=320	Pass
						2	16.709	<=320	Pass
	802.11ax (HEW20)	MIMO	6895	RU242	Left	1	17.848	<=320	Pass
						2	17.934	<=320	Pass
			6995	RU242	Left	1	17.889	<=320	Pass
						2	17.883	<=320	Pass
			7115	RU242	Left	1	17.881	<=320	Pass
						2	17.932	<=320	Pass
	802.11ax (HEW40)	MIMO	6925	RU484	Left	1	37.942	<=320	Pass
						2	37.961	<=320	Pass
			7005	RU484	Left	1	38.039	<=320	Pass
						2	38.017	<=320	Pass
			7085	RU484	Left	1	38.028	<=320	Pass
						2	38.048	<=320	Pass
	802.11ax (HEW80)	MIMO	6945	RU996	Left	1	77.505	<=320	Pass
						2	77.932	<=320	Pass
			7025	RU996	Left	1	77.667	<=320	Pass
						2	77.691	<=320	Pass
	802.11ax (HEW160)	MIMO	6985	2xRU996	Left	1	157.069	<=320	Pass
						2	156.662	<=320	Pass

1.7.2 Test Graph

802.11a_LCH_6895MHz _Ant1_NTNV

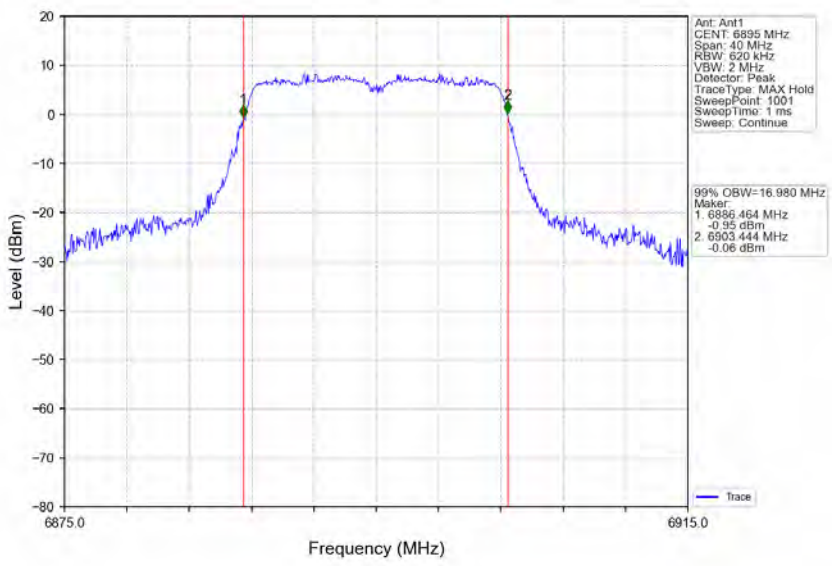

802.11a_LCH_6895MHz _Ant2_NTNV

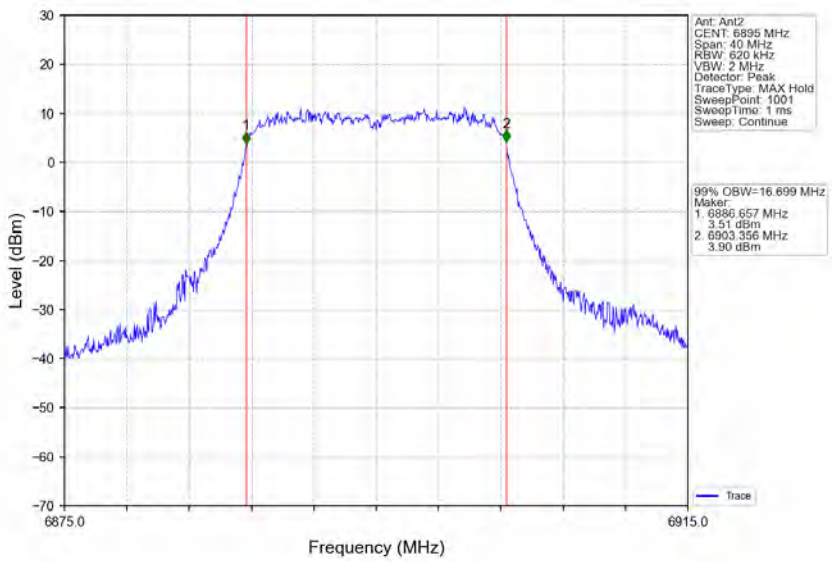

802.11a_MCH_6995MHz _Ant1_NTNV

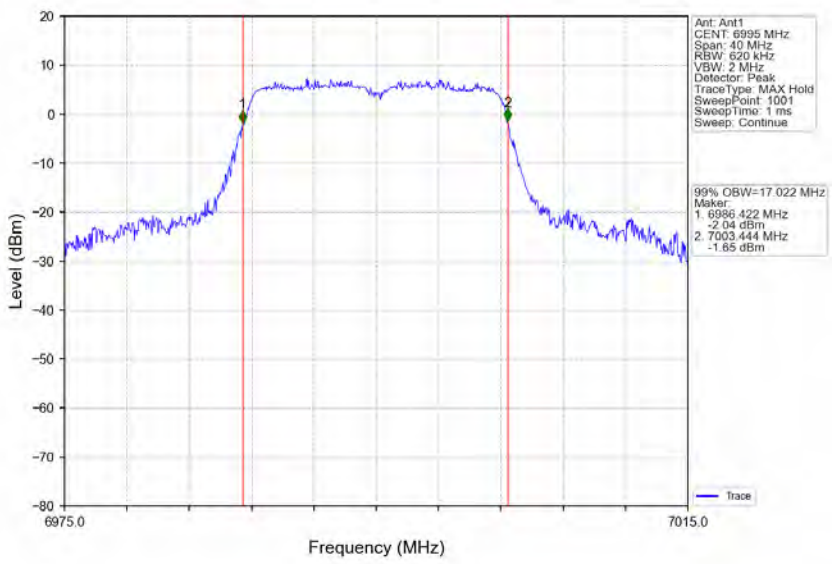

802.11a_MCH_6995MHz _Ant2_NTNV

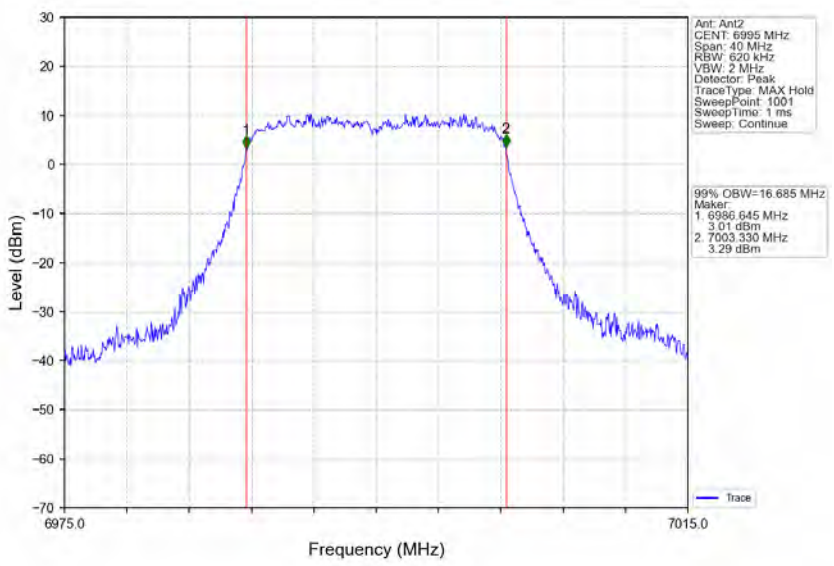

802.11a_HCH_7115MHz _Ant1_NTNV

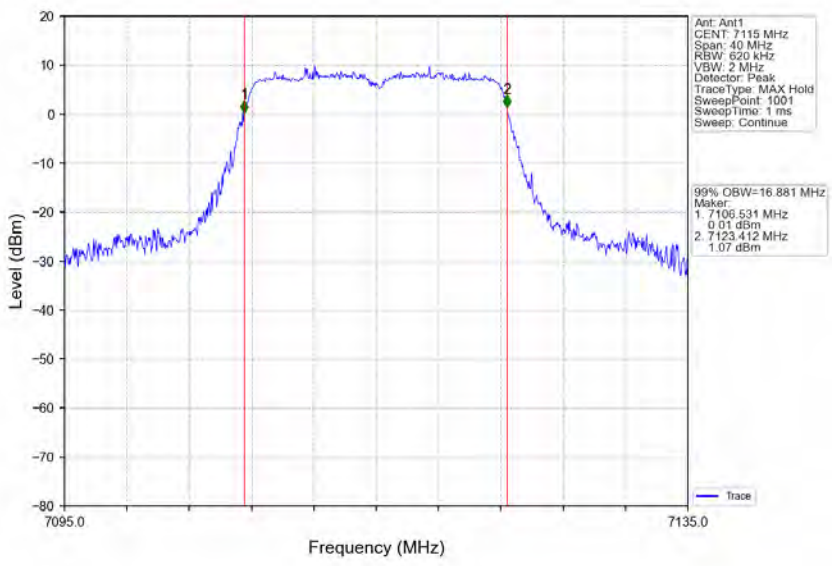

802.11a_HCH_7115MHz _Ant2_NTNV

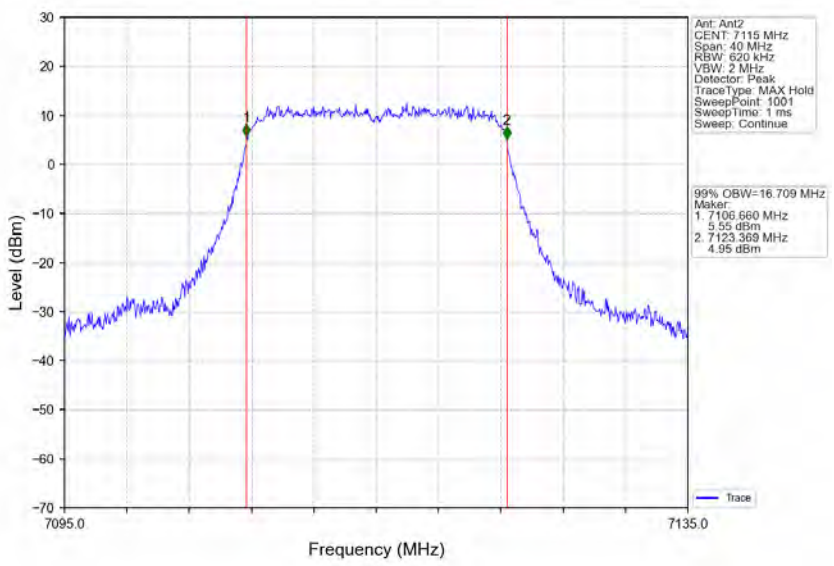

802.11ax(HEW20)_LCH_6895MHz_RU242_Left_Ant1_NTNV

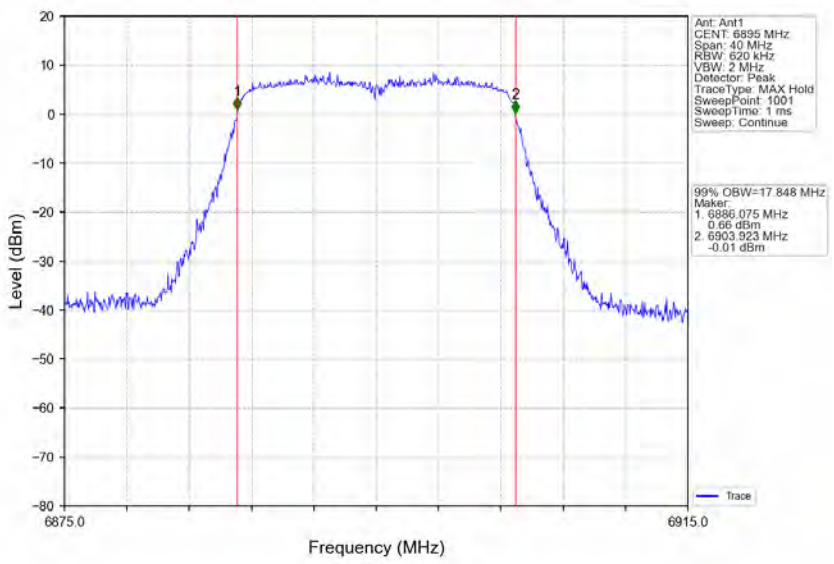

802.11ax(HEW20)_LCH_6895MHz_RU242_Left_Ant2_NTNV

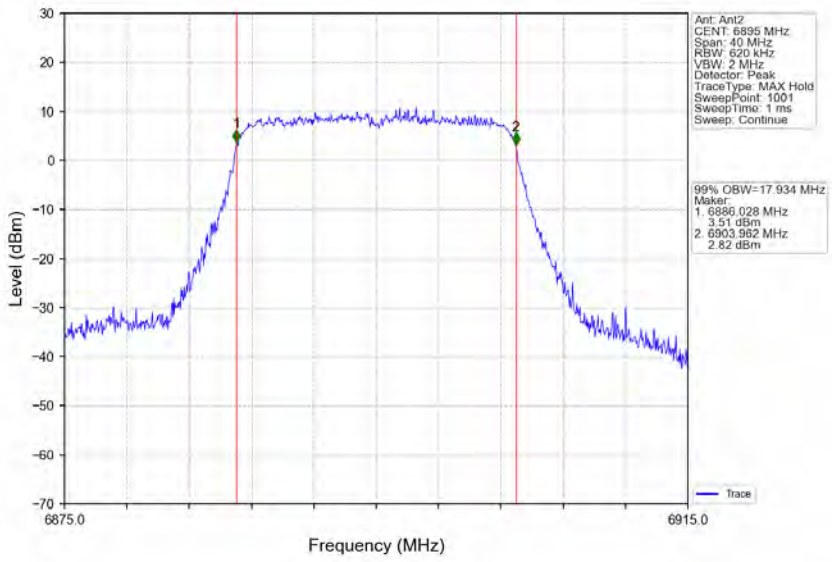

802.11ax(HEW20)_MCH_6995MHz_RU242_Left_Ant1_NTNV

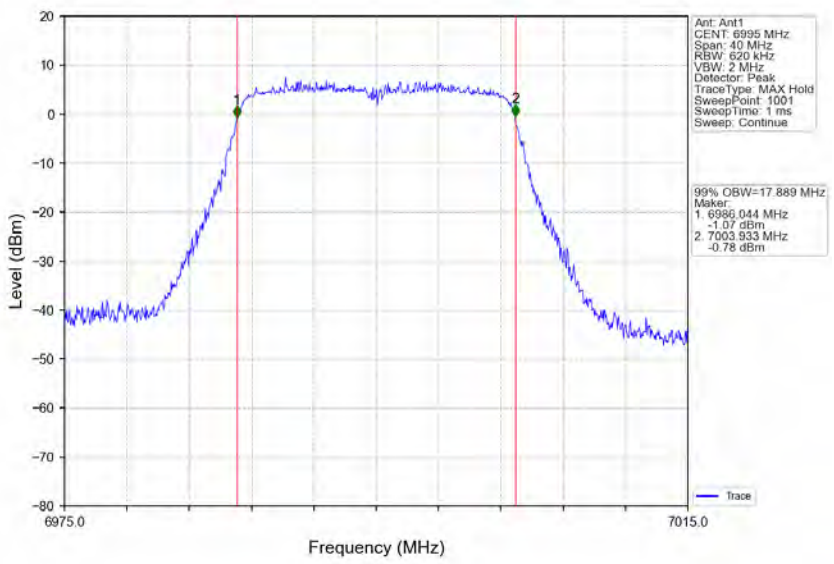

802.11ax(HEW20)_MCH_6995MHz_RU242_Left_Ant2_NTNV

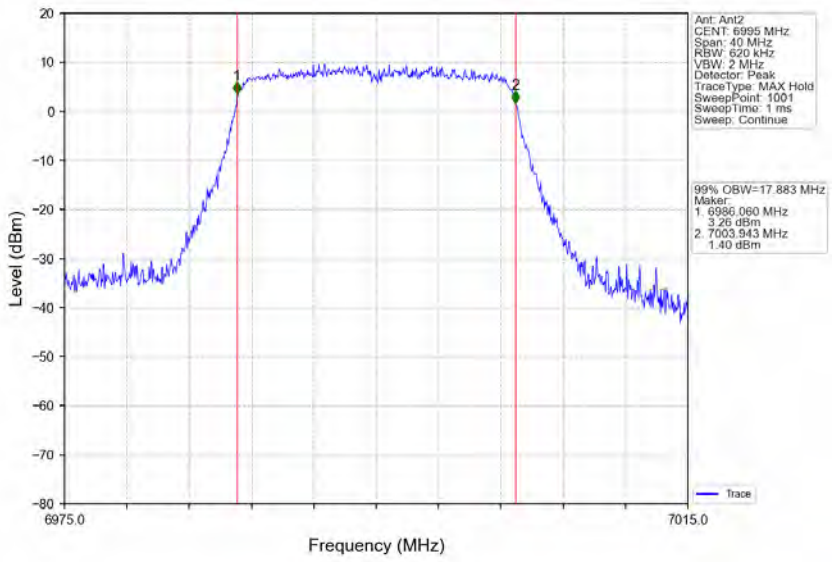

802.11ax(HEW20)_HCH_7115MHz_RU242_Left_Ant1_NTNV

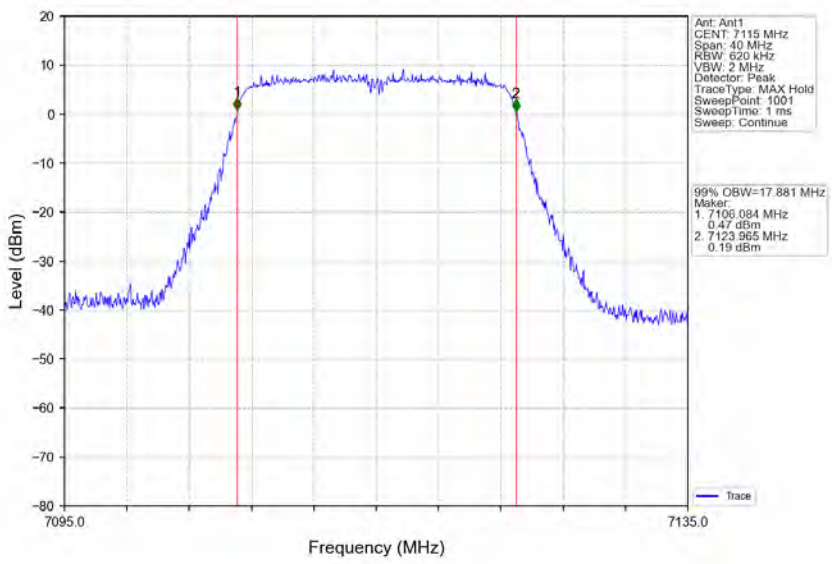

802.11ax(HEW20)_HCH_7115MHz_RU242_Left_Ant2_NTNV

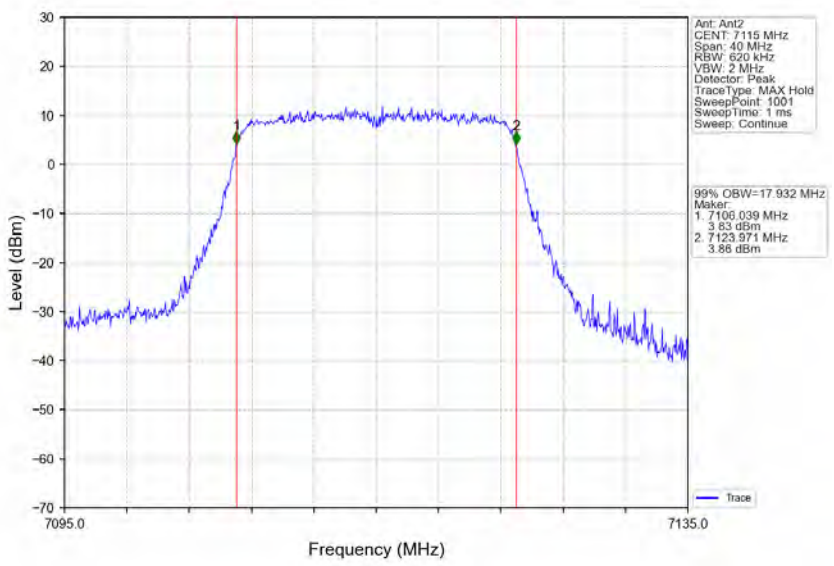

802.11ax(HEW40)_LCH_6925MHz_RU484_Left_Ant1_NTNV

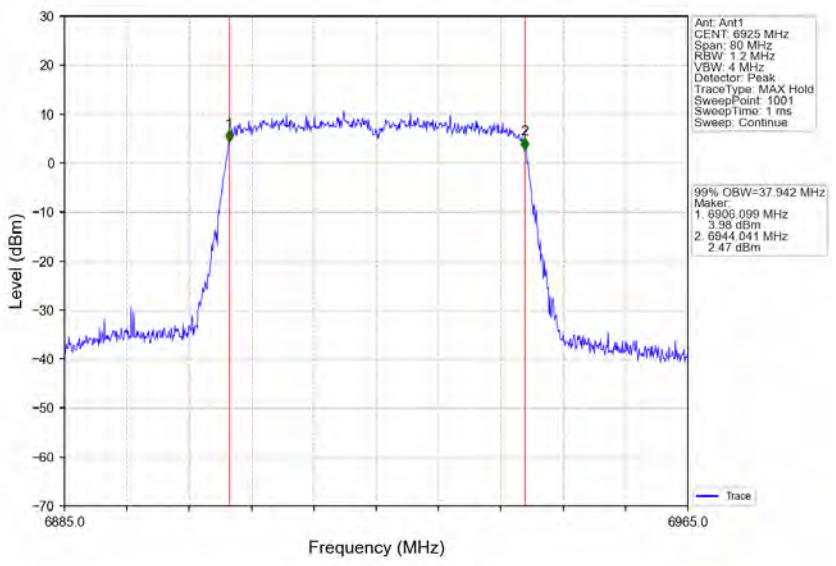

802.11ax(HEW40)_LCH_6925MHz_RU484_Left_Ant2_NTNV

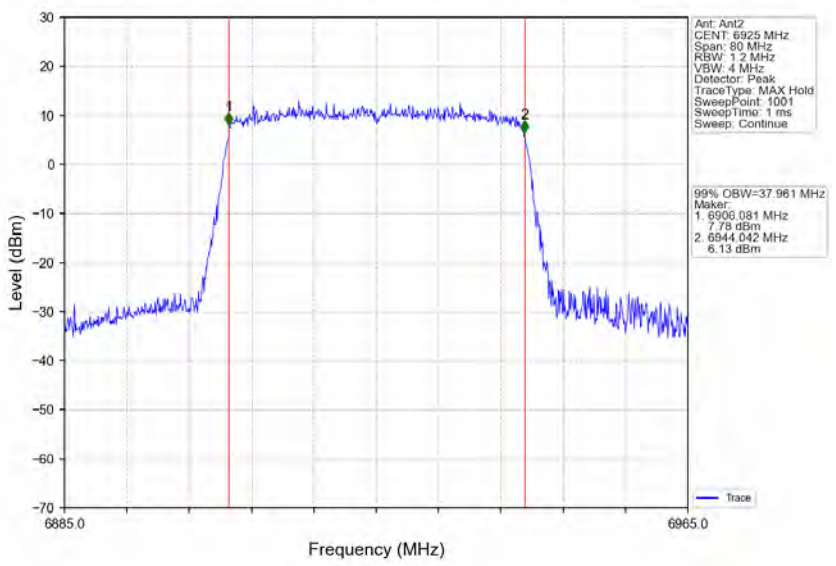

802.11ax(HEW40)_MCH_7005MHz_RU484_Left_Ant1_NTNV

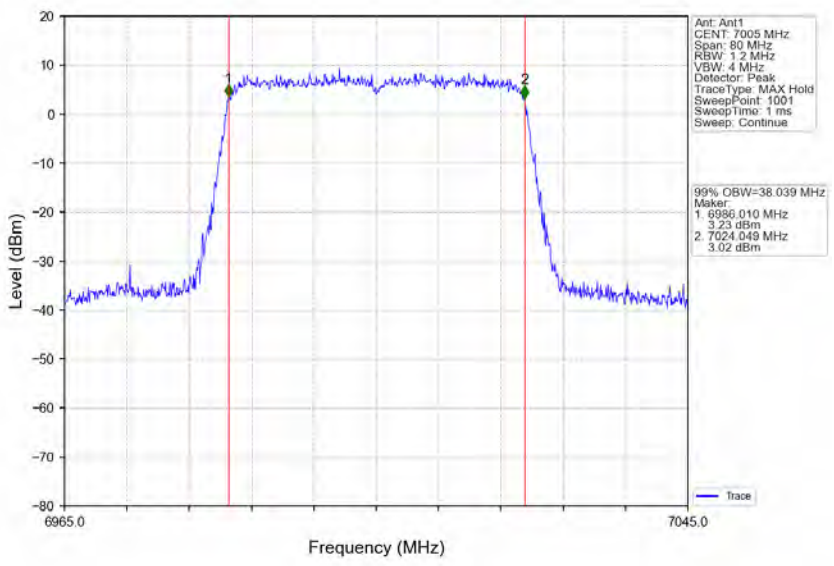

802.11ax(HEW40)_MCH_7005MHz_RU484_Left_Ant2_NTNV

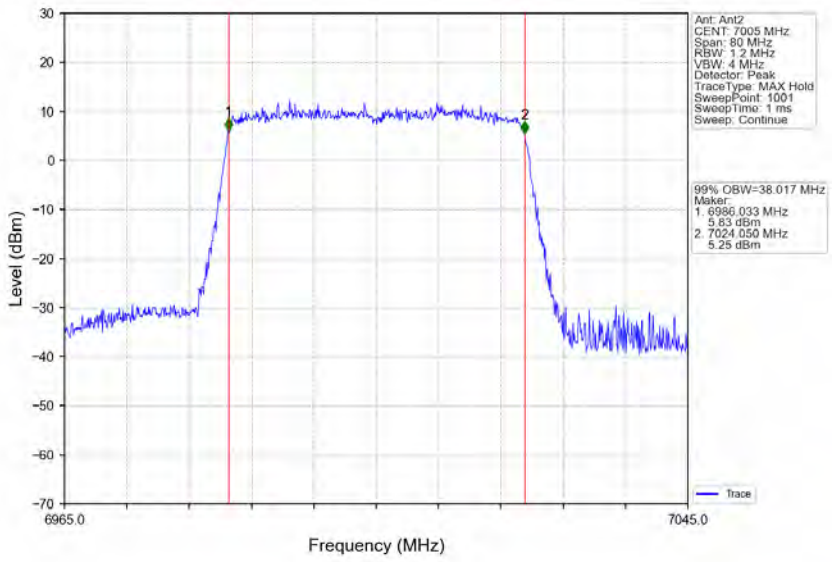

802.11ax(HEW40)_HCH_7085MHz_RU484_Left_Ant1_NTNV

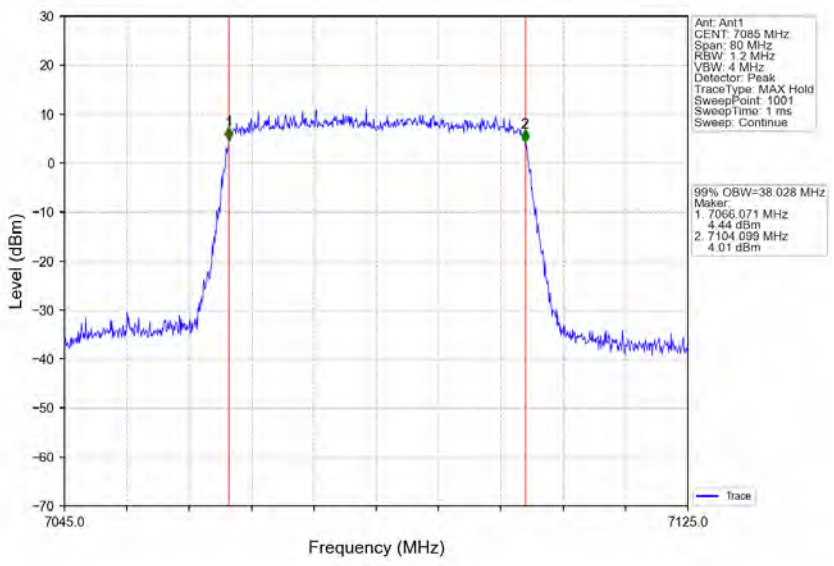

802.11ax(HEW40)_HCH_7085MHz_RU484_Left_Ant2_NTNV

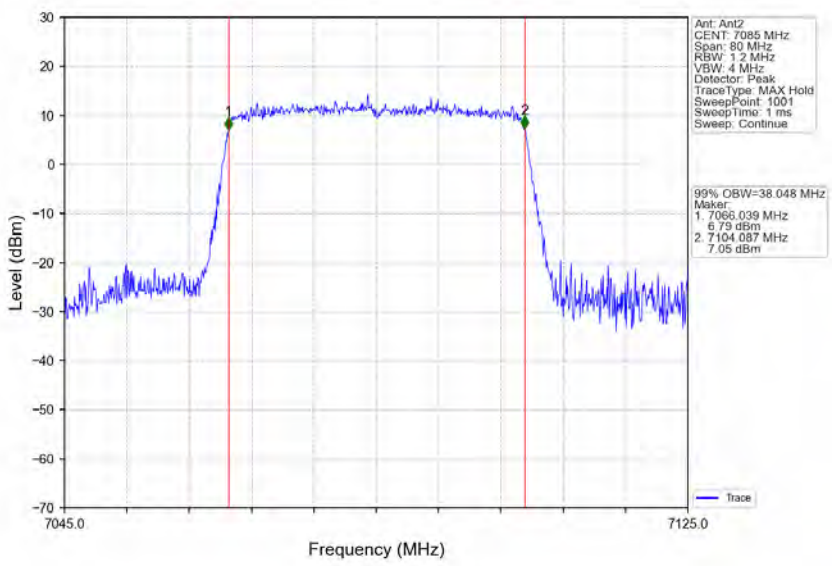

802.11ax(HEW80)_LCH_6945MHz_RU996_Left_Ant1_NTNV

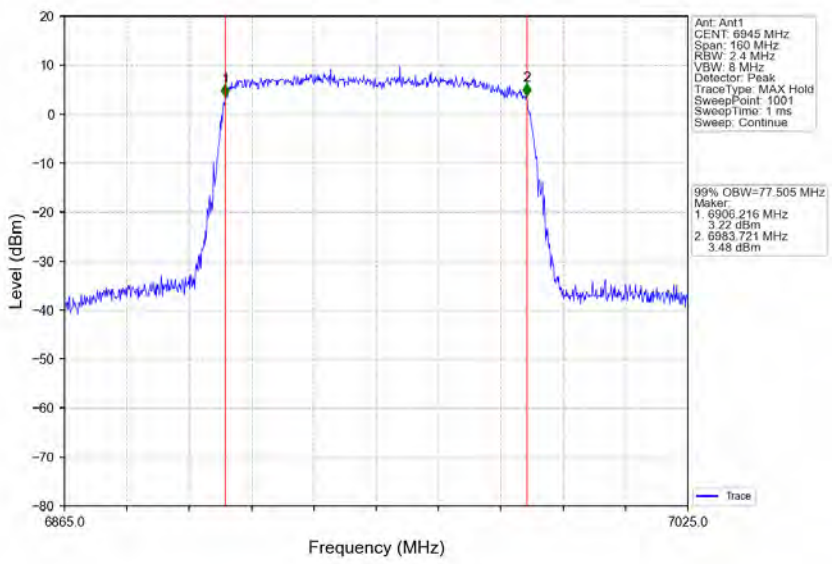

802.11ax(HEW80)_LCH_6945MHz_RU996_Left_Ant2_NTNV

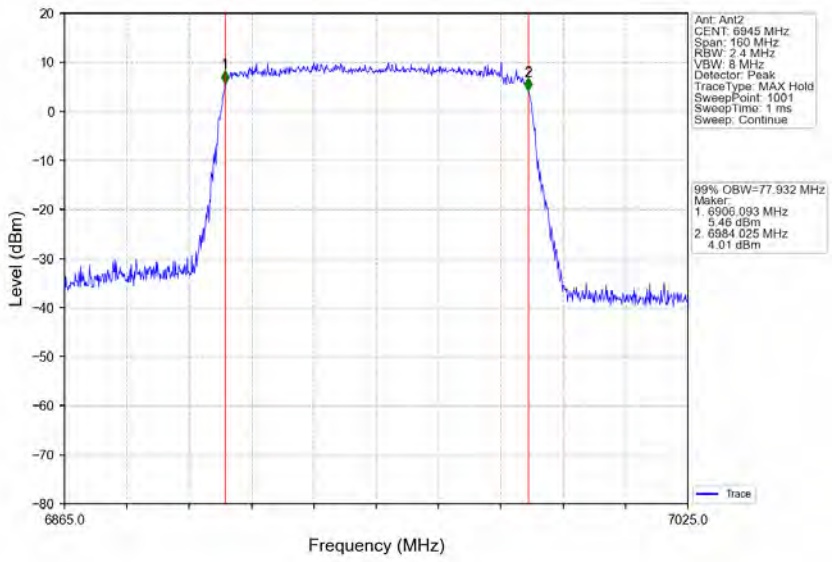

802.11ax(HEW80)_HCH_7025MHz_RU996_Left_Ant1_NTNV

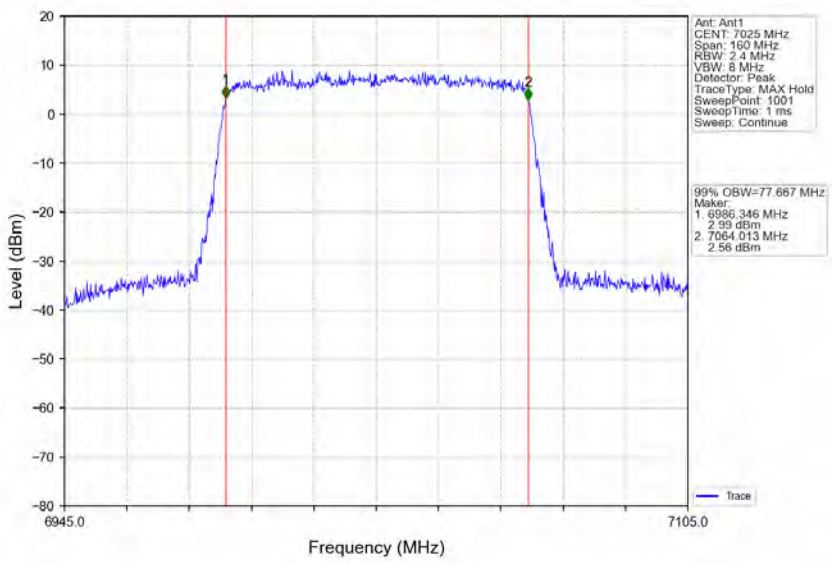

802.11ax(HEW80)_HCH_7025MHz_RU996_Left_Ant2_NTNV

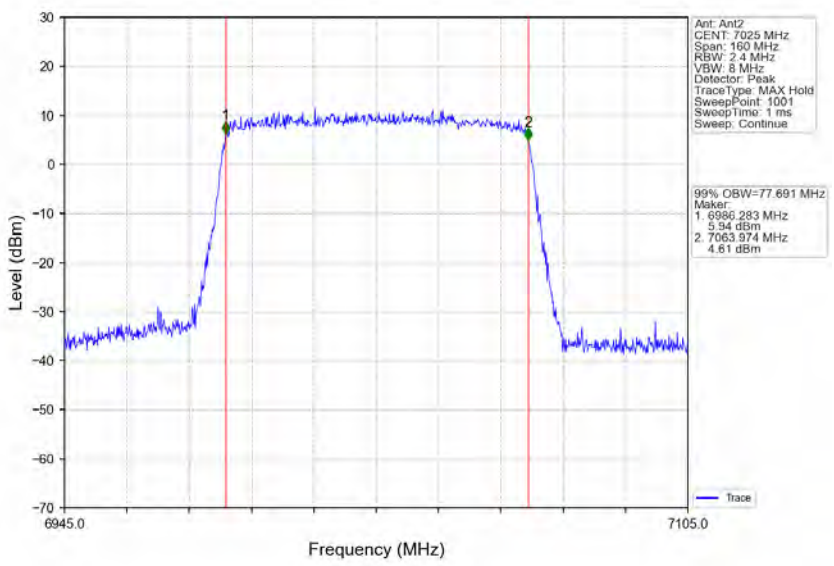

802.11ax(HEW160)_MCH_6985MHz_2xRU996_Left_Ant1_NTNV

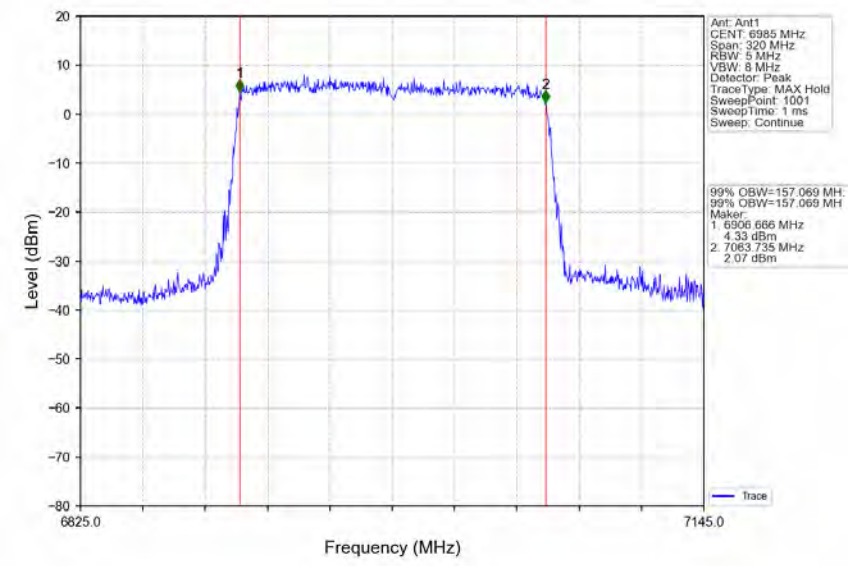

802.11ax(HEW160)_MCH_6985MHz_2xRU996_Left_Ant2_NTNV

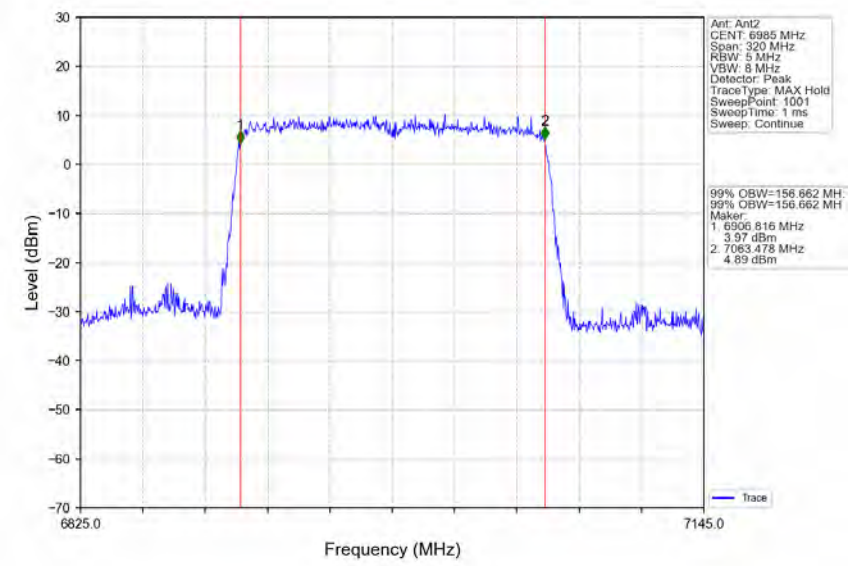

1.8 26dB BW

1.8.1 Test Result

ENV	Mode	TX Type	Frequency (MHz)	RU	RU Pos	ANT	26dB Bandwidth (MHz)		Verdict
							Result	Limit	
NTNV	802.11a		6895	/	/	1	19.610	<=320	Pass
						2	19.267	<=320	Pass
			6995	/	/	1	20.585	<=320	Pass
						2	19.232	<=320	Pass
			7115	/	/	1	19.276	<=320	Pass
						2	19.051	<=320	Pass
	802.11ax (HEW20)	MIMO	6895	RU242	Left	1	20.151	<=320	Pass
						2	20.135	<=320	Pass
			6995	RU242	Left	1	20.456	<=320	Pass
						2	20.124	<=320	Pass
			7115	RU242	Left	1	20.180	<=320	Pass
						2	20.260	<=320	Pass
	802.11ax (HEW40)	MIMO	6925	RU484	Left	1	40.466	<=320	Pass
						2	40.541	<=320	Pass
			7005	RU484	Left	1	40.382	<=320	Pass
						2	40.333	<=320	Pass
			7085	RU484	Left	1	40.384	<=320	Pass
						2	40.266	<=320	Pass
	802.11ax (HEW80)	MIMO	6945	RU996	Left	1	81.906	<=320	Pass
						2	82.222	<=320	Pass
			7025	RU996	Left	1	82.062	<=320	Pass
						2	82.257	<=320	Pass
	802.11ax (HEW160)	MIMO	6985	2xRU996	Left	1	164.148	<=320	Pass
						2	165.890	<=320	Pass

1.8.2 Test Graph

802.11a_LCH_6895MHz _Ant1_NTNV

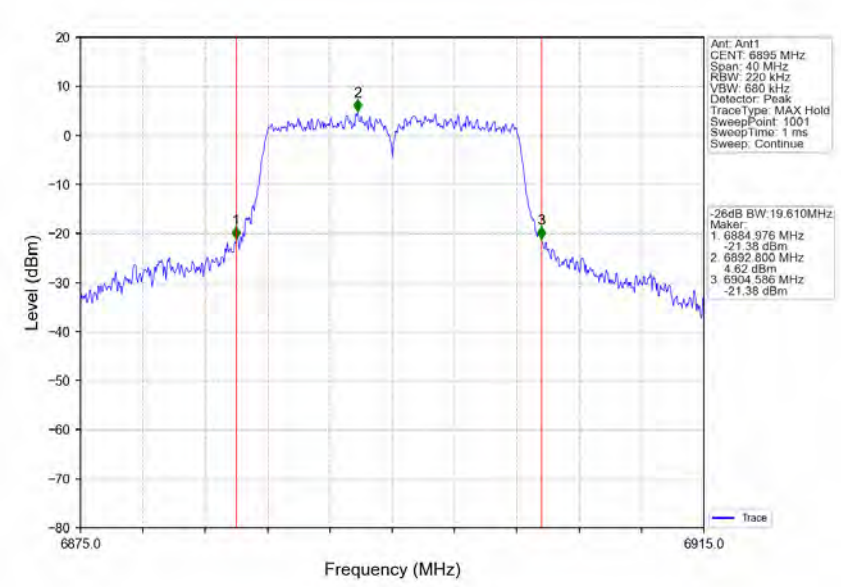

802.11a_LCH_6895MHz _Ant2_NTNV

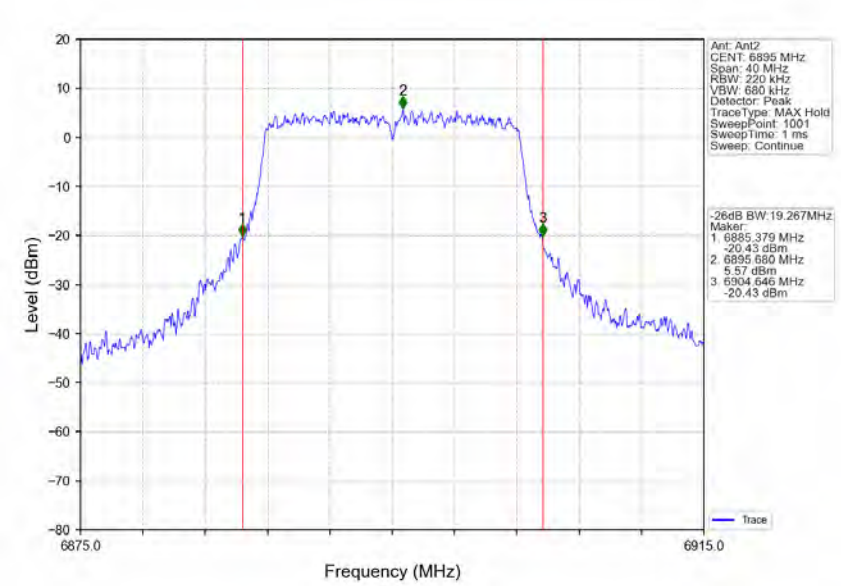

802.11a_MCH_6995MHz _Ant1_NTNV

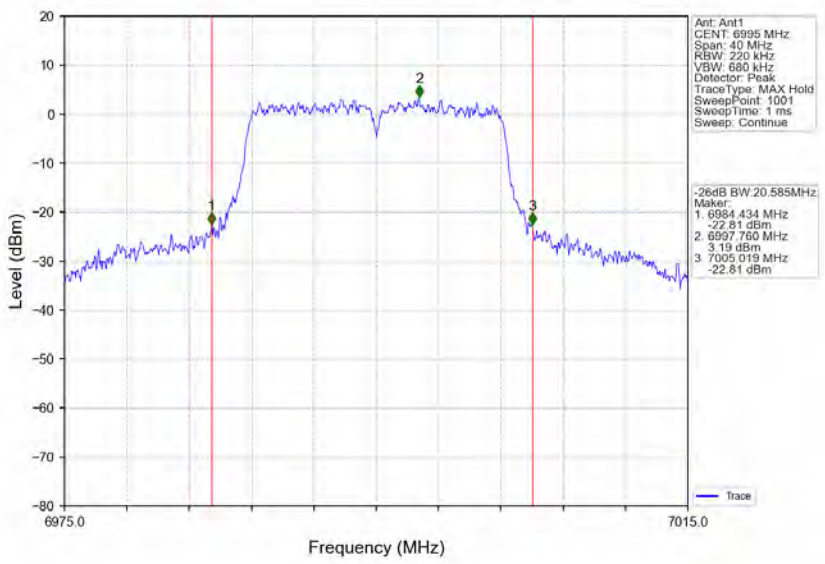

802.11a_MCH_6995MHz _Ant2_NTNV

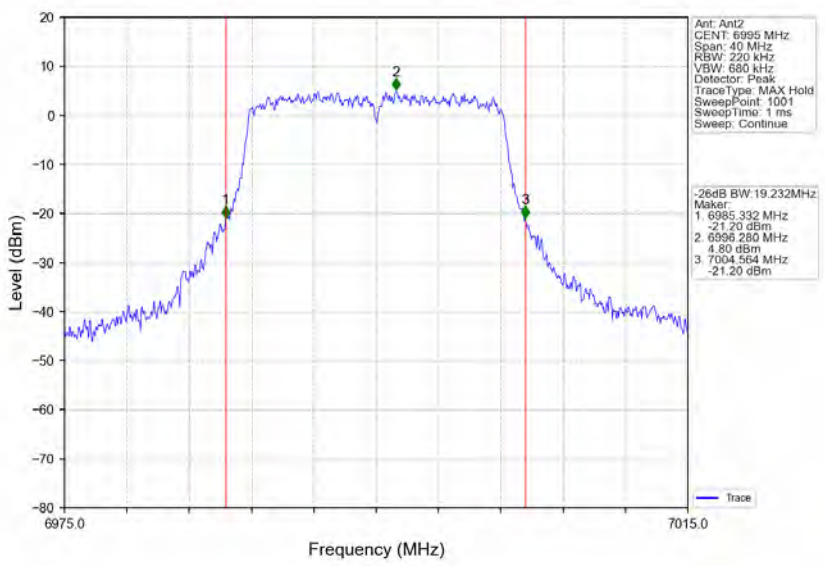

802.11a_HCH_7115MHz _Ant1_NTNV

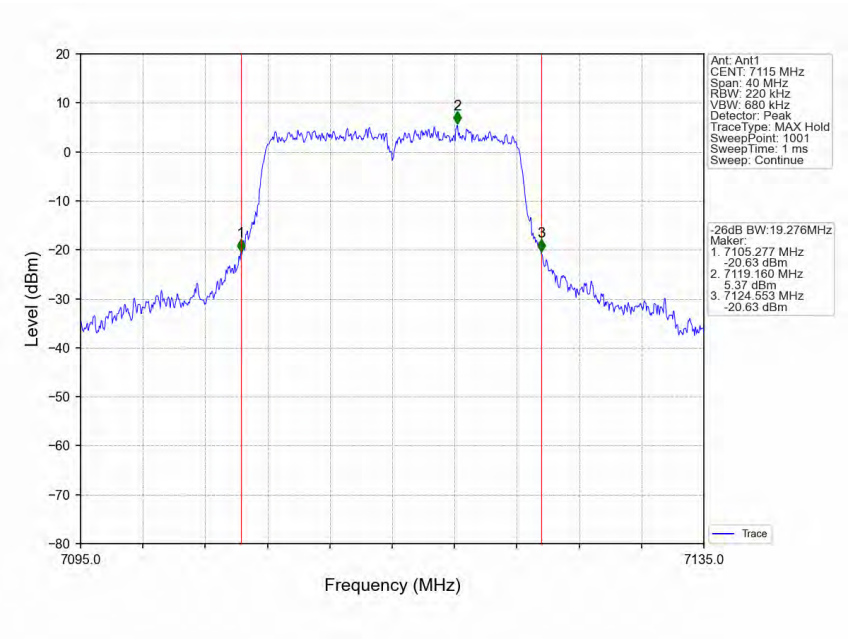

802.11a_HCH_7115MHz _Ant2_NTNV

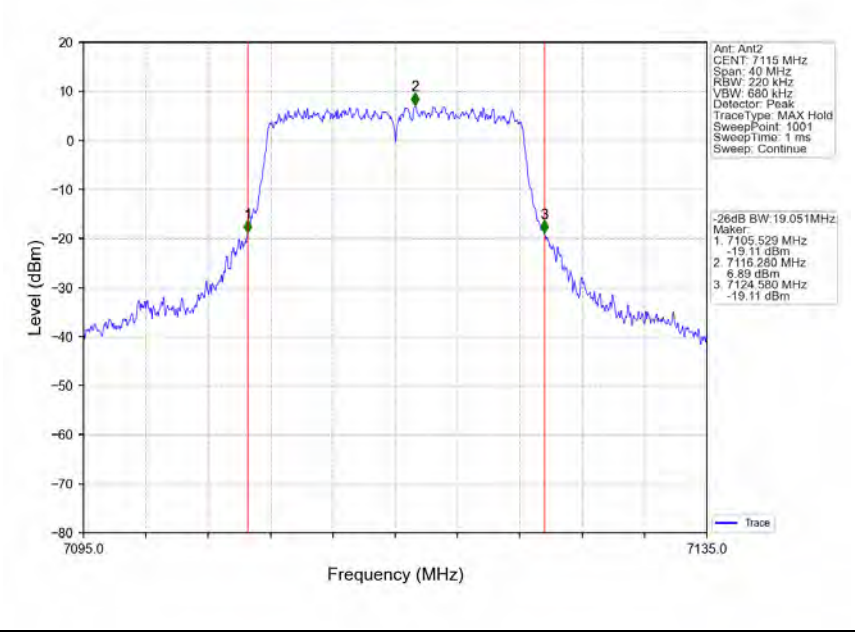

802.11ax(HEW20)_LCH_6895MHz_RU242_Left_Ant1_NTNV

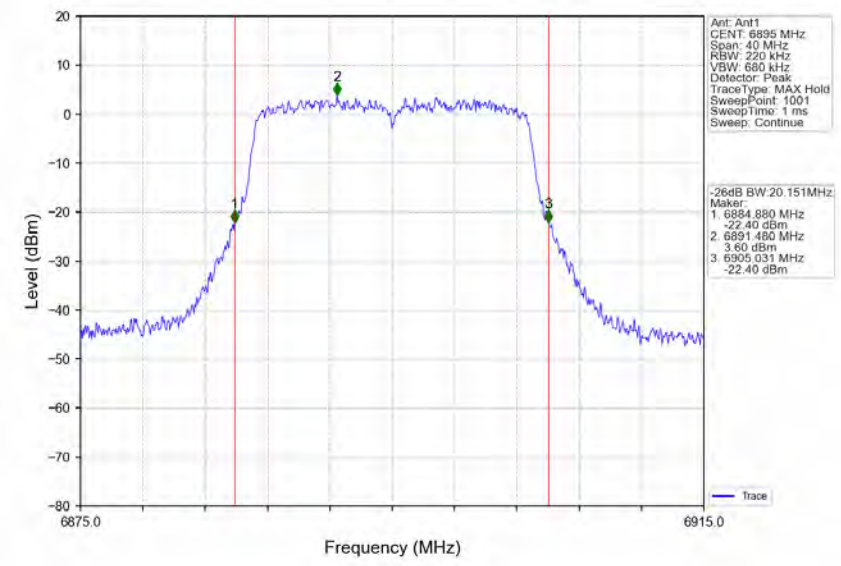

802.11ax(HEW20)_LCH_6895MHz_RU242_Left_Ant2_NTNV

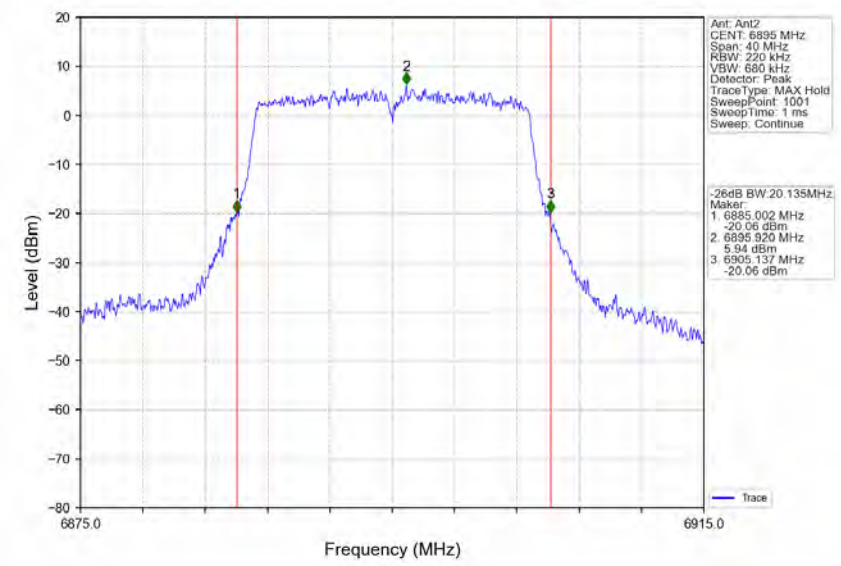

802.11ax(HEW20)_MCH_6995MHz_RU242_Left_Ant1_NTNV

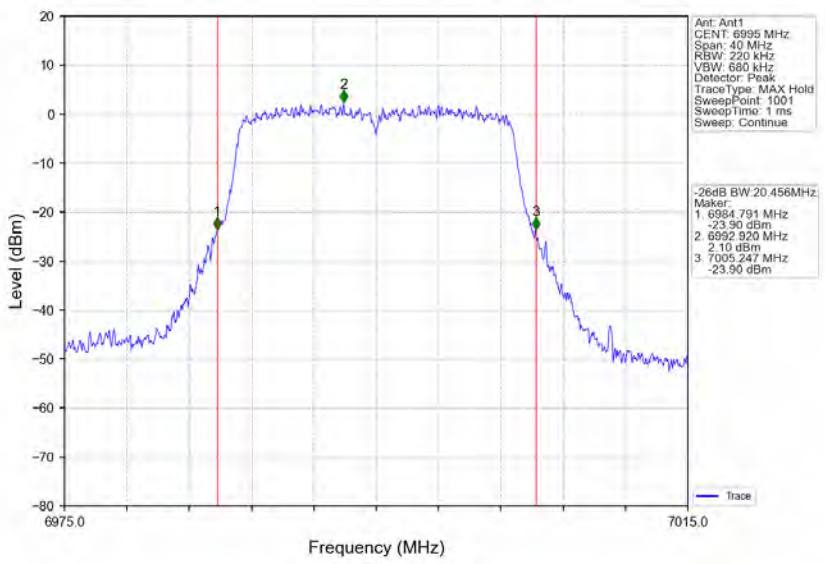

802.11ax(HEW20)_MCH_6995MHz_RU242_Left_Ant2_NTNV

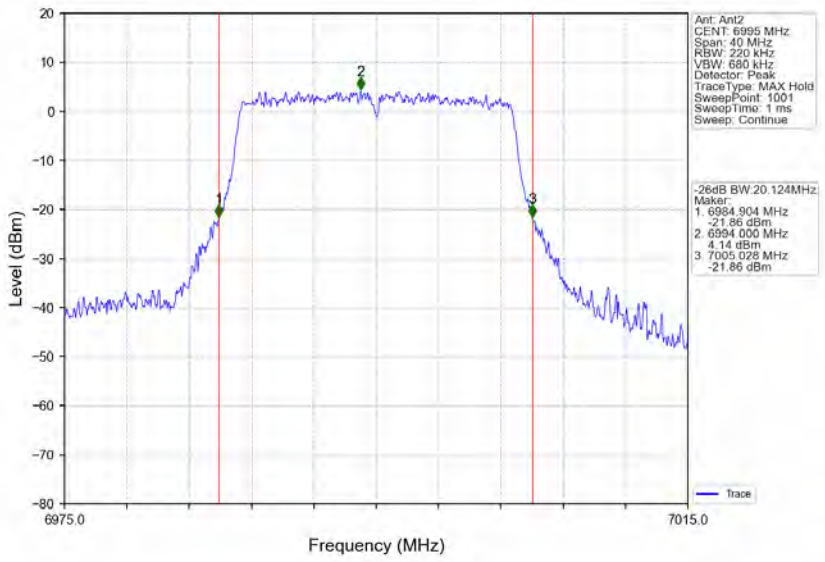

802.11ax(HEW20)_HCH_7115MHz_RU242_Left_Ant1_NTNV

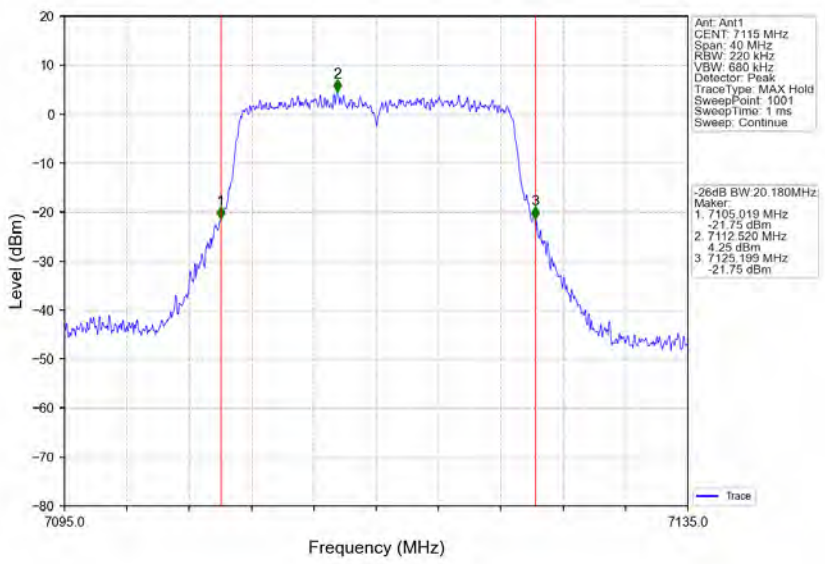

802.11ax(HEW20)_HCH_7115MHz_RU242_Left_Ant2_NTNV

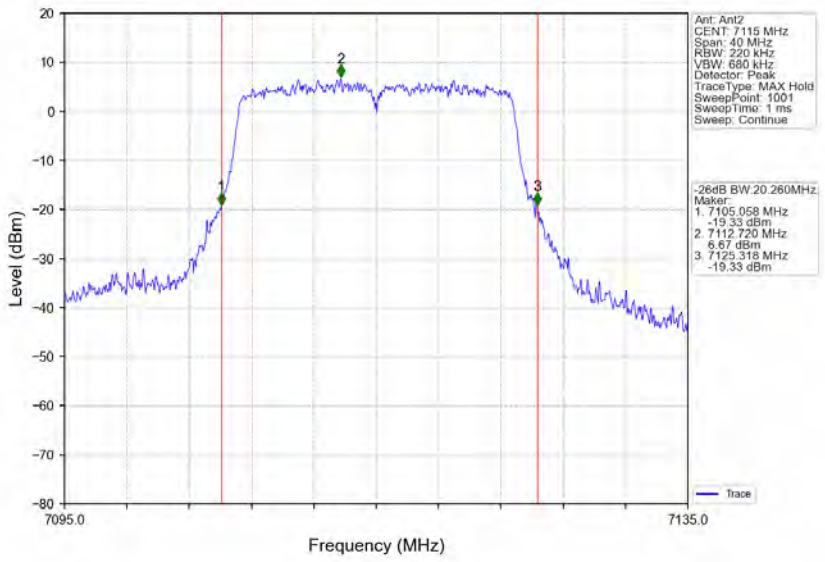

802.11ax(HEW40)_LCH_6925MHz_RU484_Left_Ant1_NTNV

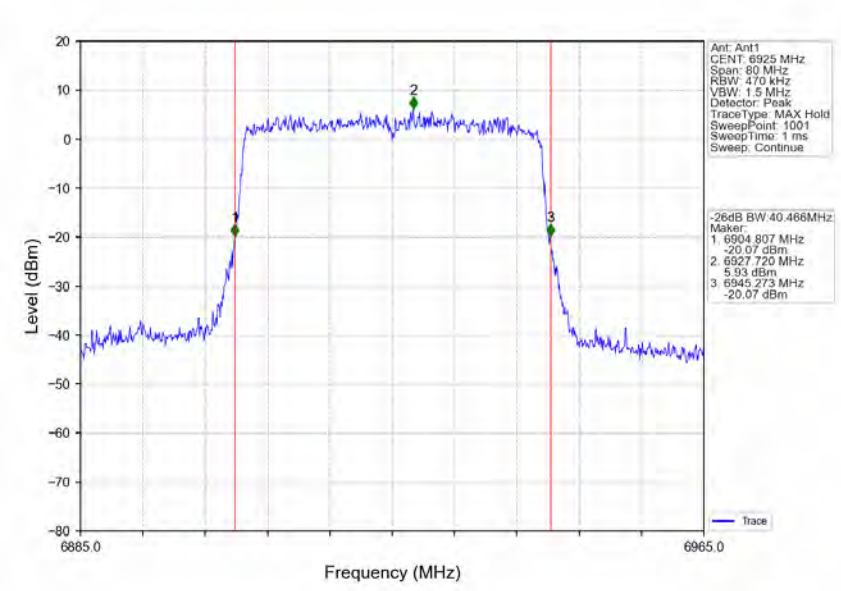

802.11ax(HEW40)_LCH_6925MHz_RU484_Left_Ant2_NTNV

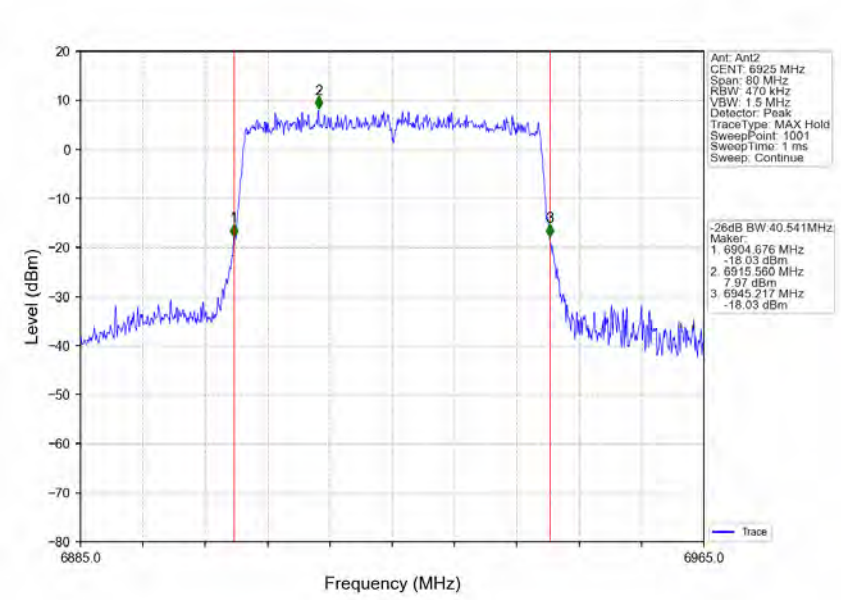

802.11ax(HEW40)_MCH_7005MHz_RU484_Left_Ant1_NTNV

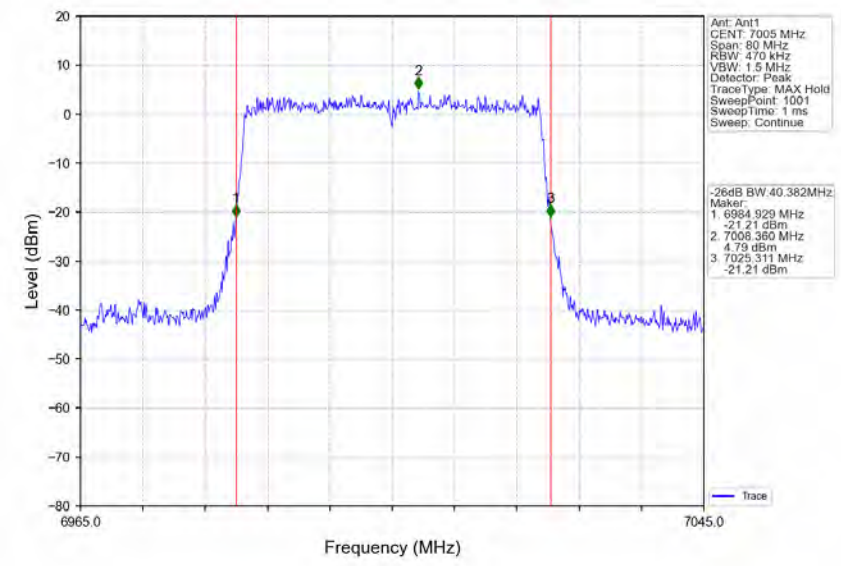

802.11ax(HEW40)_MCH_7005MHz_RU484_Left_Ant2_NTNV

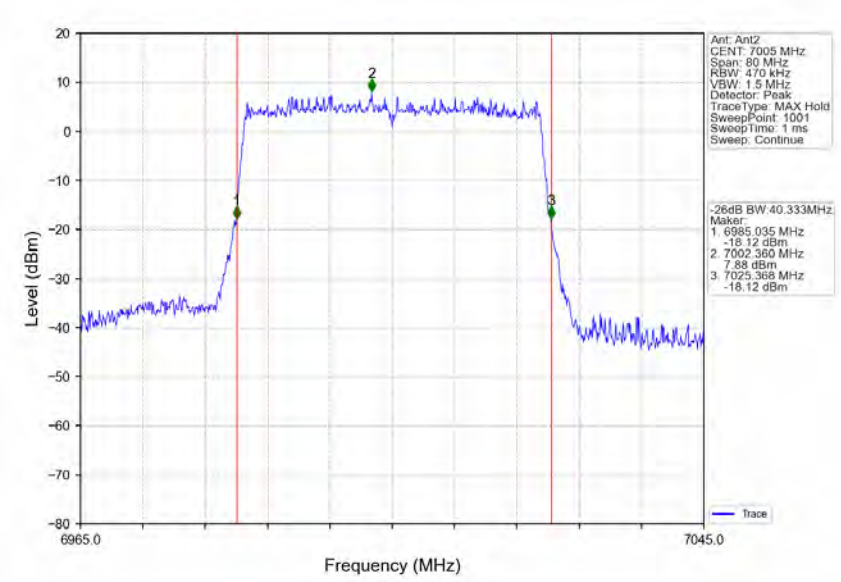

802.11ax(HEW40)_HCH_7085MHz_RU484_Left_Ant1_NTNV

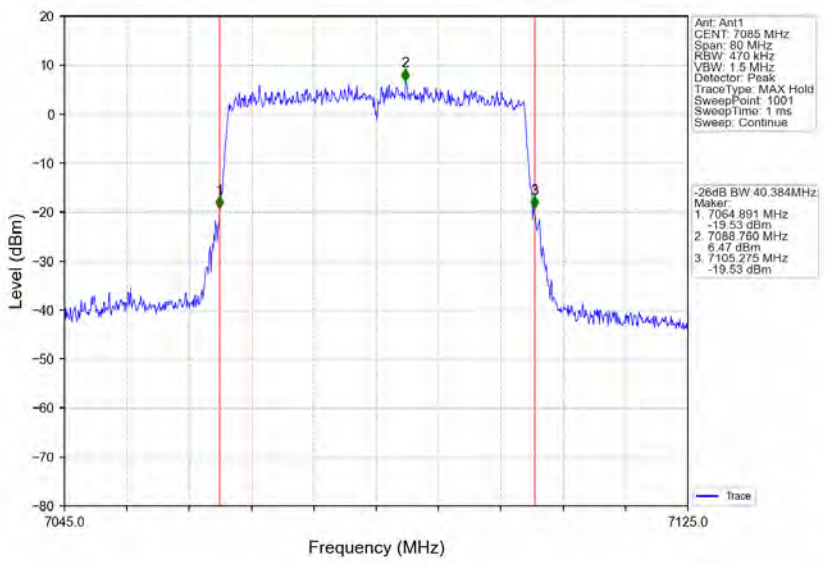

802.11ax(HEW40)_HCH_7085MHz_RU484_Left_Ant2_NTNV

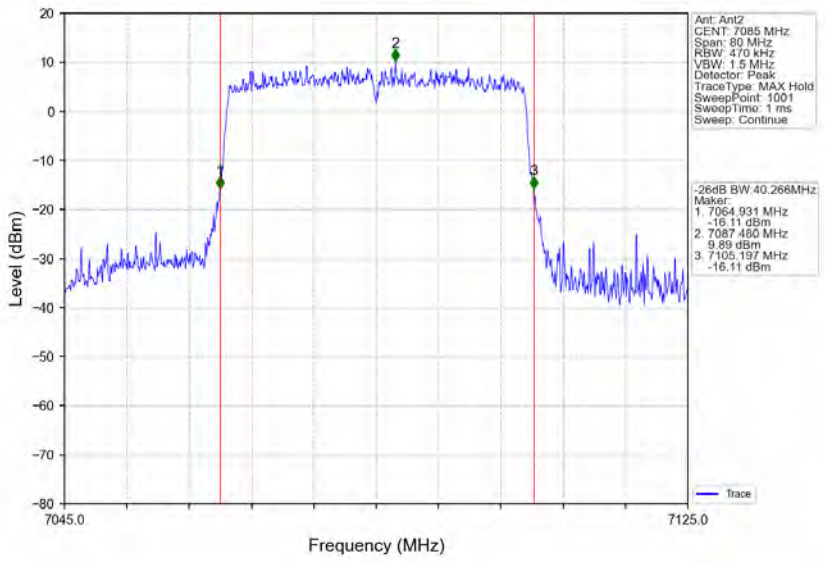

802.11ax(HEW80)_LCH_6945MHz_RU996_Left_Ant1_NTNV

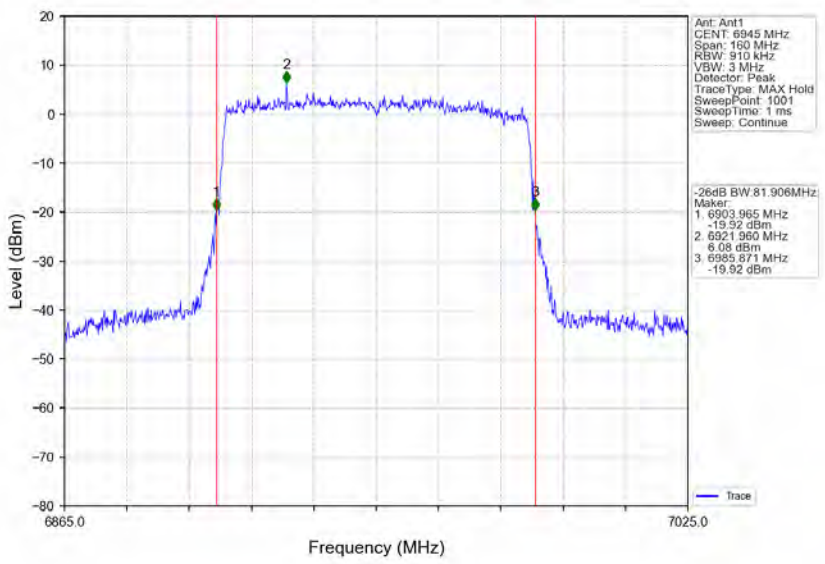

802.11ax(HEW80)_LCH_6945MHz_RU996_Left_Ant2_NTNV

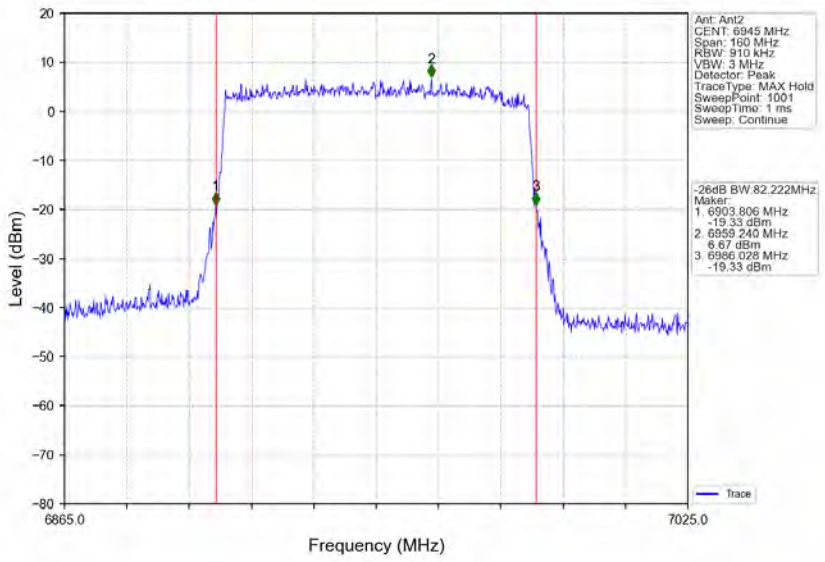

802.11ax(HEW80)_HCH_7025MHz_RU996_Left_Ant1_NTNV

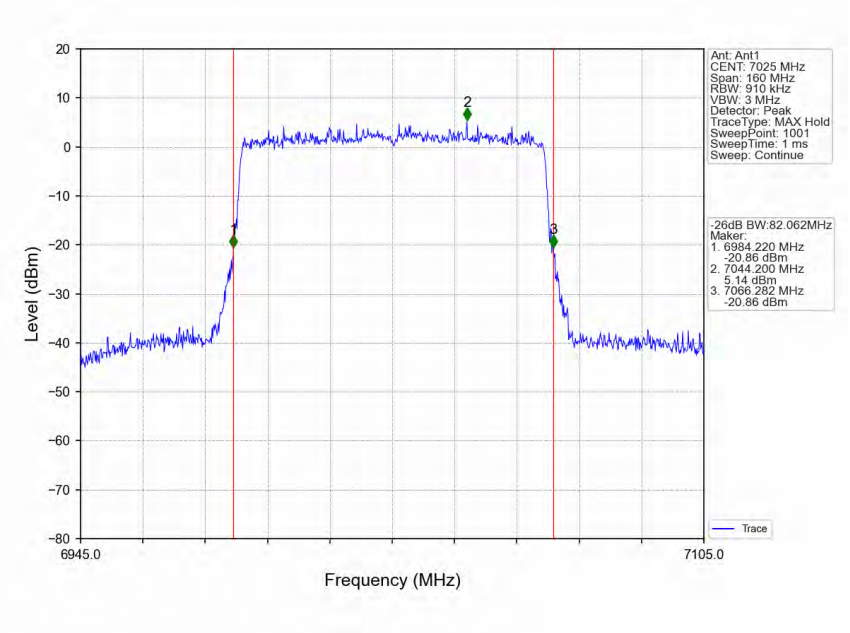

802.11ax(HEW80)_HCH_7025MHz_RU996_Left_Ant2_NTNV

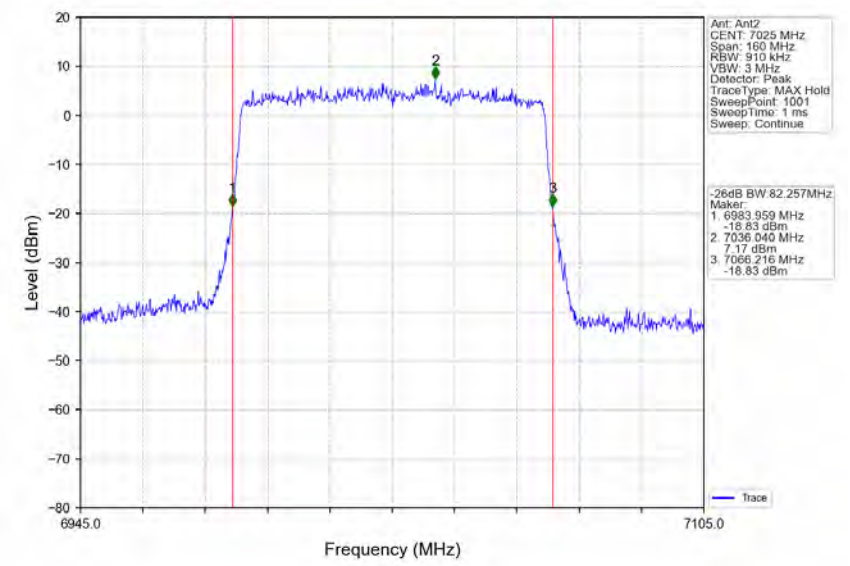

802.11ax(HEW160)_MCH_6985MHz_2xRU996_Left_Ant1_NTNV

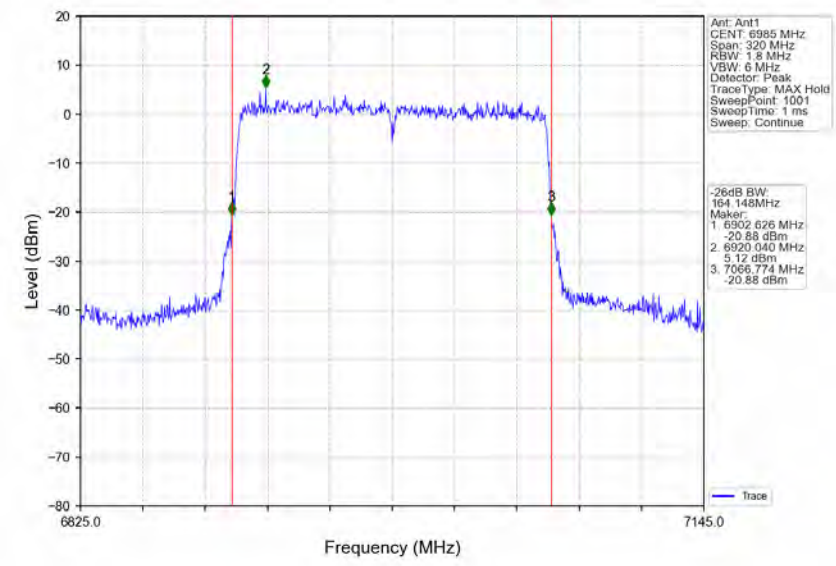

802.11ax(HEW160)_MCH_6985MHz_2xRU996_Left_Ant2_NTNV

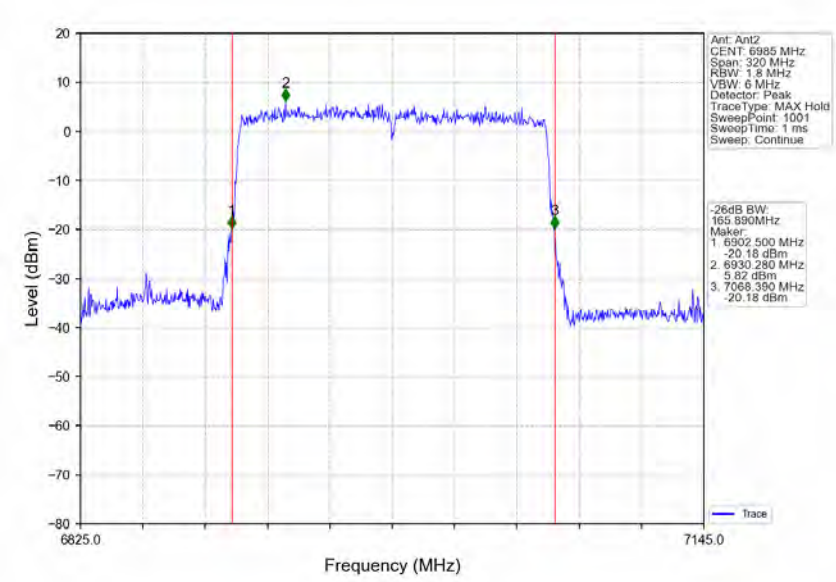

- End of the Report -