802.11ac80_Channel 42

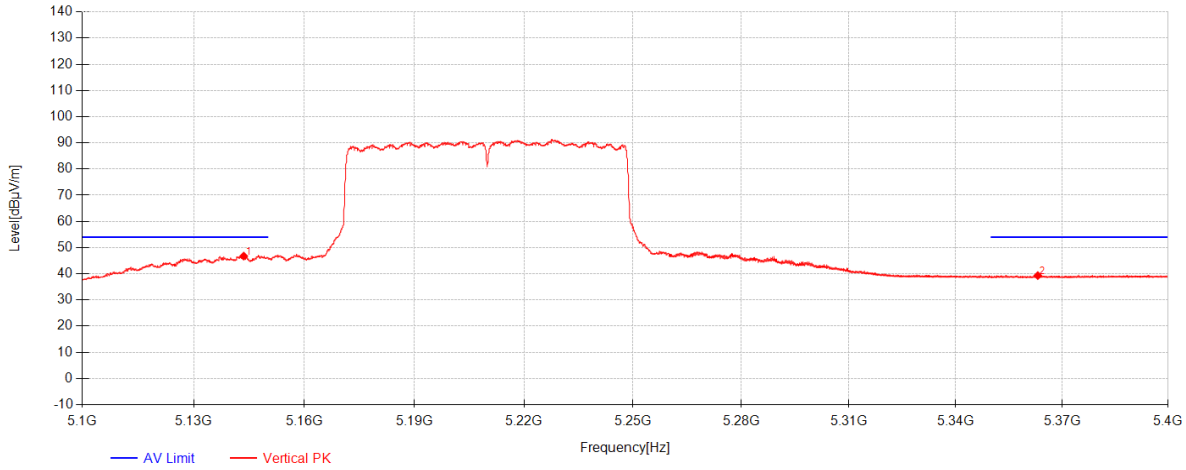

Data List								
NO.	Frequency [MHz]	Reading [dBµV]	AF [dB/m]	Factor [dB]	Level [dBµV/m]	Limit [dBµV/m]	Margin [dB]	Polarity
1	5143.52	34.16	31.74	-19.16	46.75	54.00	7.25	Vertical
2	5363.1275	25.98	32.27	-18.93	39.32	54.00	14.68	Vertical

802.11ac80_Channel 58

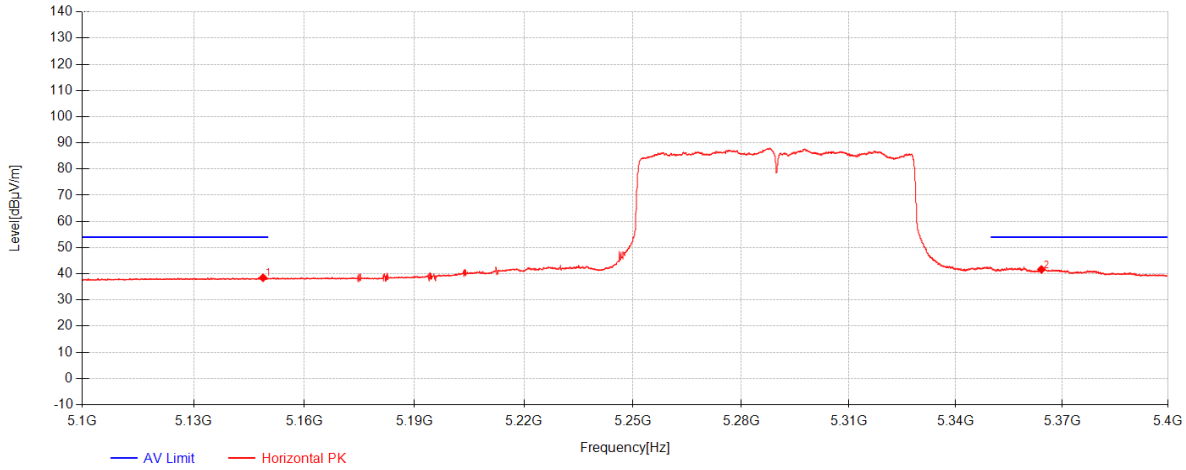

Data List								
NO.	Frequency [MHz]	Reading [dBµV]	AF [dB/m]	Factor [dB]	Level [dBµV/m]	Limit [dBµV/m]	Margin [dB]	Polarity
1	5148.75	25.87	31.76	-19.14	38.48	54.00	15.52	Horizontal
2	5364.15	28.31	32.27	-18.93	41.65	54.00	12.35	Horizontal

802.11ac80_Channel 58

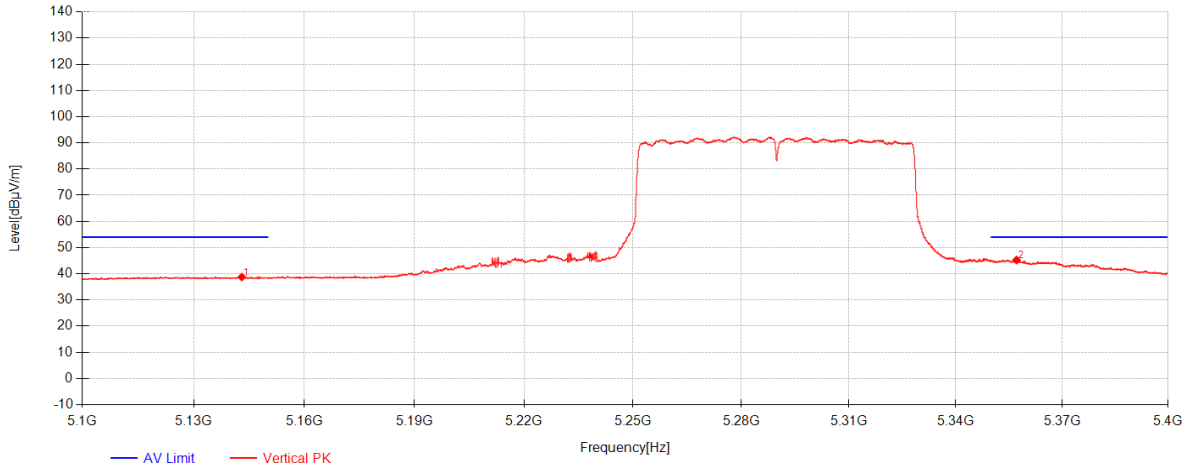

Data List								
NO.	Frequency [MHz]	Reading [dBµV]	AF [dB/m]	Factor [dB]	Level [dBµV/m]	Limit [dBµV/m]	Margin [dB]	Polarity
1	5143	26.16	31.74	-19.16	38.75	54.00	15.25	Vertical
2	5357.125	31.91	32.26	-18.92	45.25	54.00	8.75	Vertical

802.11ac80_Channel 58

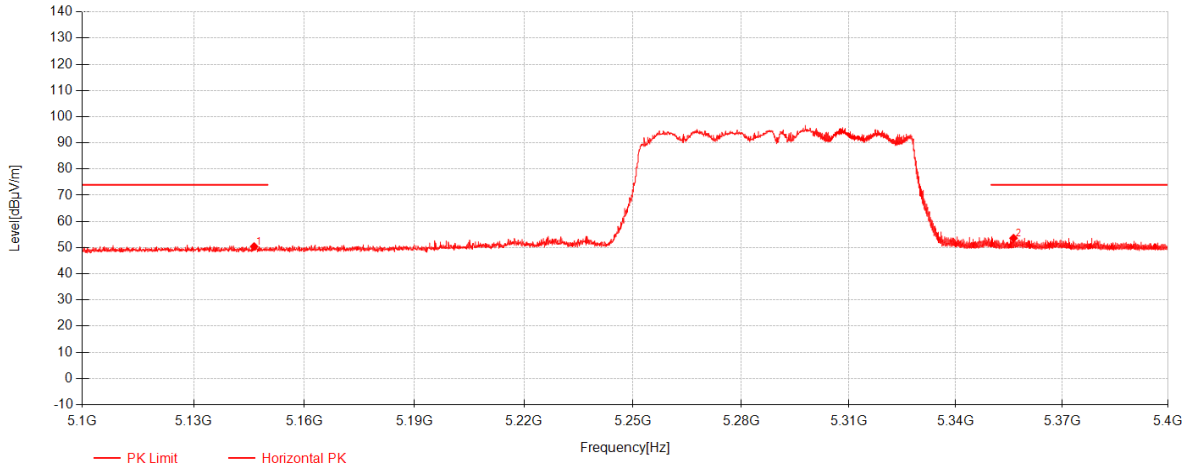

Data List								
NO.	Frequency [MHz]	Reading [dBµV]	AF [dB/m]	Factor [dB]	Level [dBµV/m]	Limit [dBµV/m]	Margin [dB]	Polarity
1	5146.3333	37.83	31.75	-19.15	50.43	74.00	23.57	Horizontal
2	5356.2875	40.25	32.26	-18.92	53.59	74.00	20.41	Horizontal

802.11ac80_Channel 58

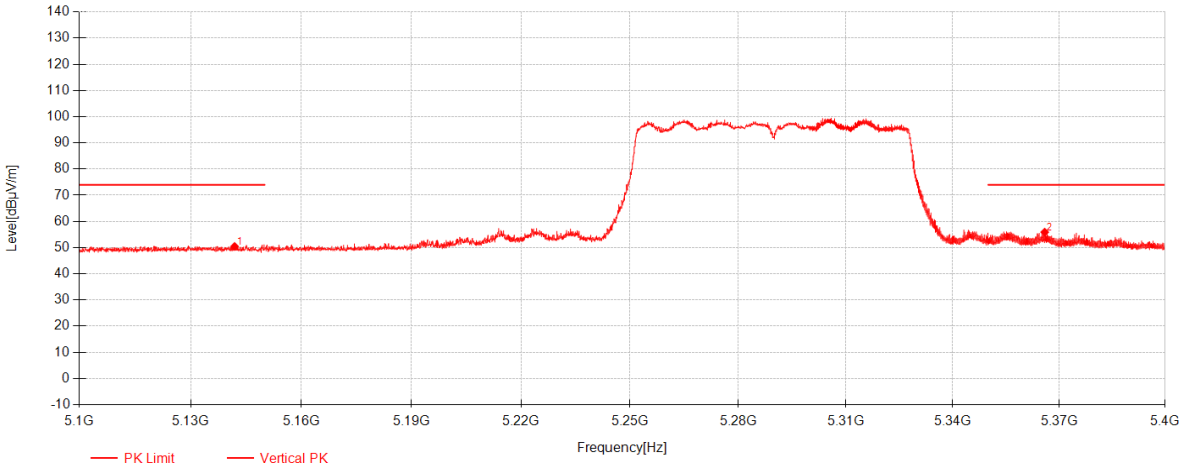

Data List								
NO.	Frequency [MHz]	Reading [dBµV]	AF [dB/m]	Factor [dB]	Level [dBµV/m]	Limit [dBµV/m]	Margin [dB]	Polarity
1	5141.8667	37.86	31.74	-19.16	50.44	74.00	23.56	Vertical
2	5365.925	42.57	32.28	-18.94	55.91	74.00	18.09	Vertical

802.11ac80_Channel 106

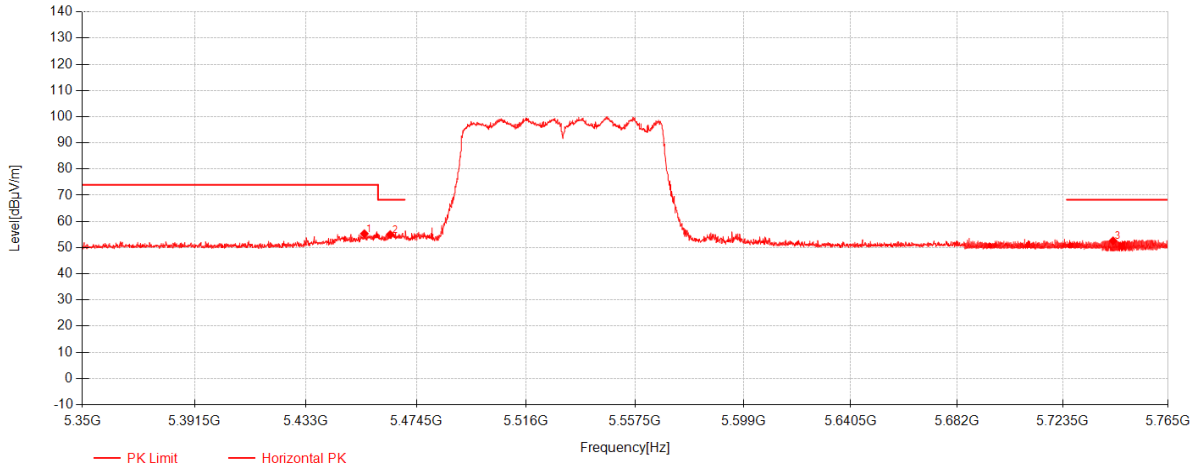

Data List								
NO.	Frequency [MHz]	Reading [dBµV]	AF [dB/m]	Factor [dB]	Level [dBµV/m]	Limit [dBµV/m]	Margin [dB]	Polarity
1	5454.855	41.93	32.49	-19.11	55.31	74.00	18.69	Horizontal
2	5464.57	41.60	32.51	-19.12	54.99	68.30	13.31	Horizontal
3	5743.27	38.79	32.65	-18.86	52.58	68.30	15.72	Horizontal

802.11ac80_Channel 106

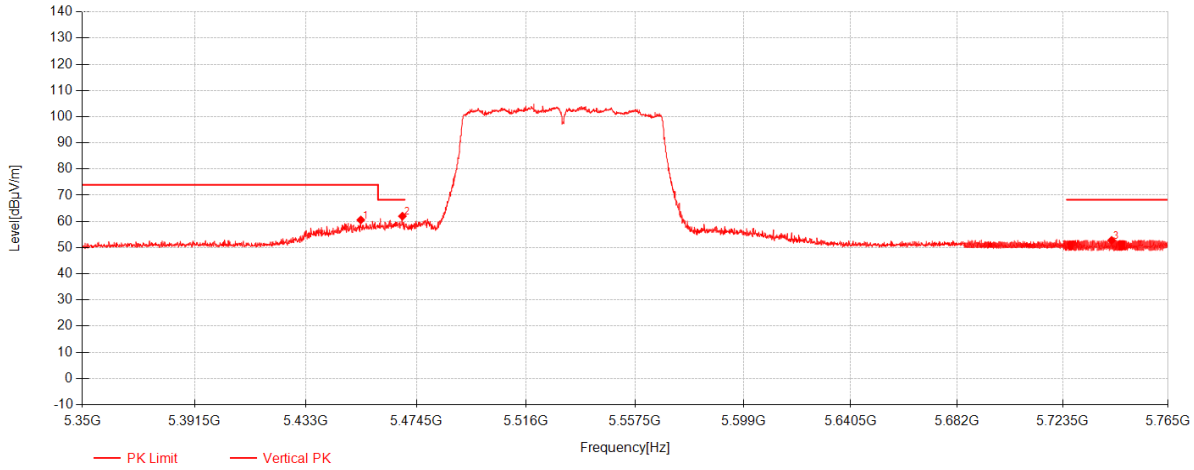

Data List								
NO.	Frequency [MHz]	Reading [dBµV]	AF [dB/m]	Factor [dB]	Level [dBµV/m]	Limit [dBµV/m]	Margin [dB]	Polarity
1	5453.515	47.18	32.49	-19.11	60.56	74.00	13.44	Vertical
2	5469.1483	48.60	32.53	-19.13	62.00	68.30	6.30	Vertical
3	5742.7	38.99	32.65	-18.86	52.78	68.30	15.52	Vertical

802.11ac80_Channel 106

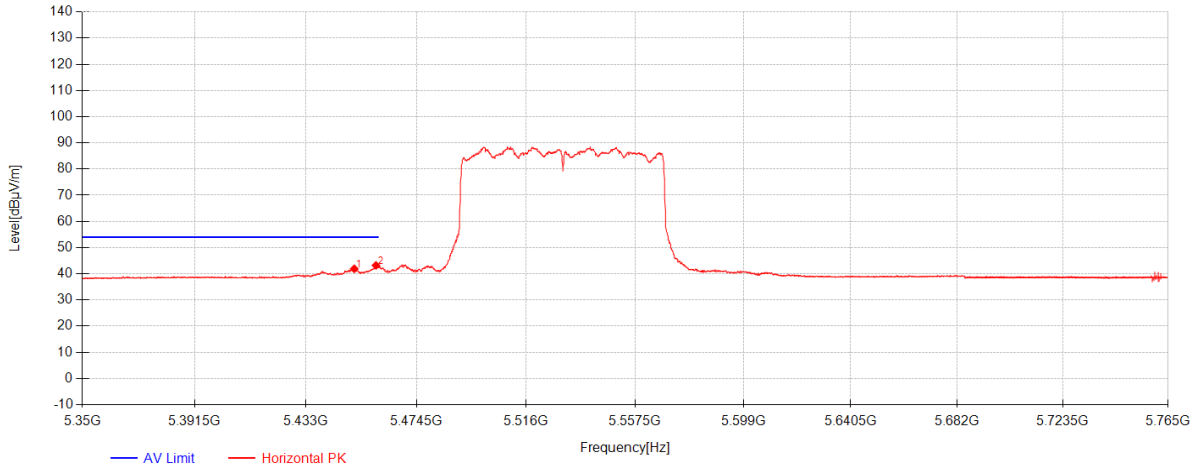

Data List								
NO.	Frequency [MHz]	Reading [dBµV]	AF [dB/m]	Factor [dB]	Level [dBµV/m]	Limit [dBµV/m]	Margin [dB]	Polarity
1	5451.0583	28.52	32.48	-19.10	41.90	54.00	12.10	Horizontal
2	5459.21	29.80	32.50	-19.11	43.19	54.00	10.81	Horizontal

802.11ac80_Channel 106

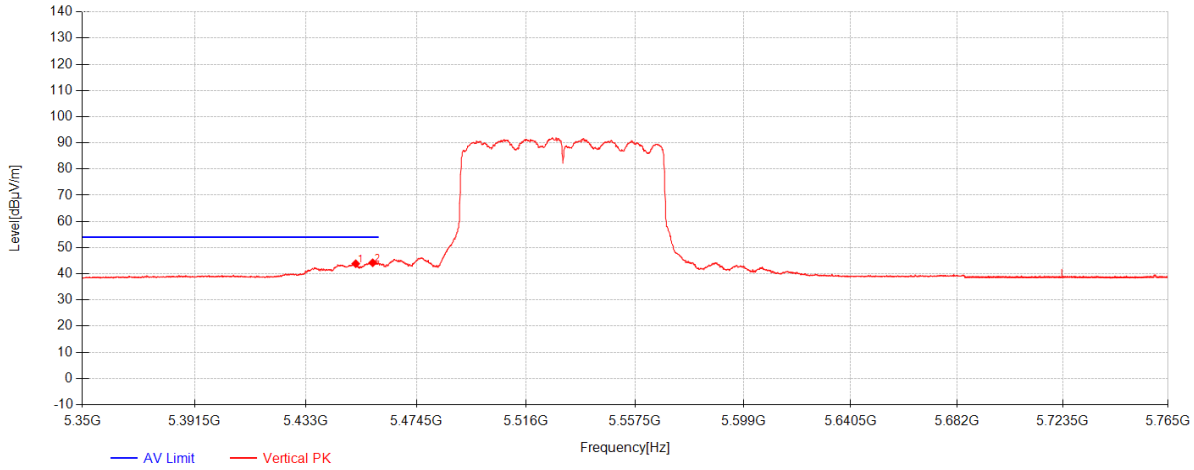

Data List								
NO.	Frequency [MHz]	Reading [dBµV]	AF [dB/m]	Factor [dB]	Level [dBµV/m]	Limit [dBµV/m]	Margin [dB]	Polarity
1	5451.6167	30.46	32.48	-19.10	43.84	54.00	10.16	Vertical
2	5457.9817	30.81	32.50	-19.11	44.20	54.00	9.80	Vertical

802.11ac80_Channel 122

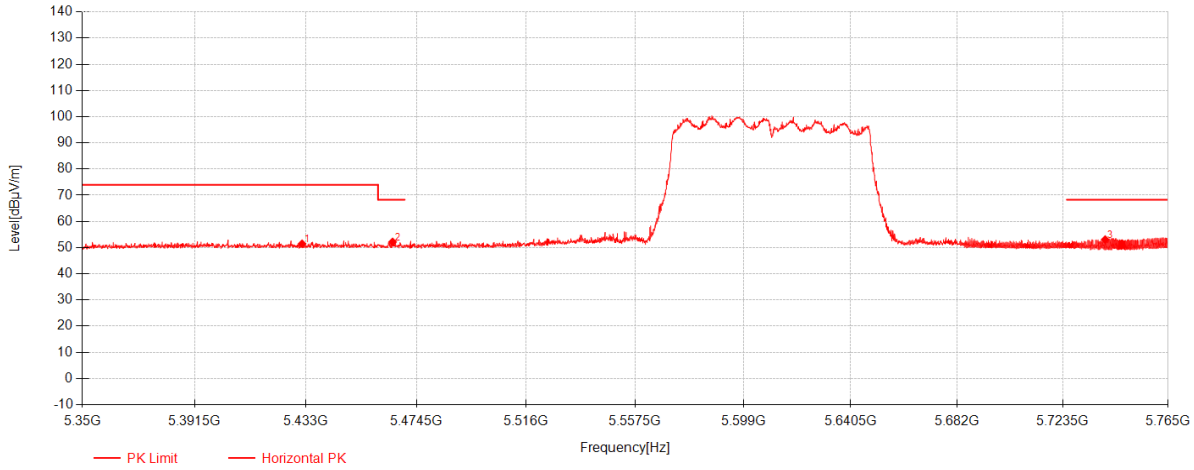

Data List								
NO.	Frequency [MHz]	Reading [dBµV]	AF [dB/m]	Factor [dB]	Level [dBµV/m]	Limit [dBµV/m]	Margin [dB]	Polarity
1	5431.5167	38.10	32.44	-19.07	51.47	74.00	22.53	Horizontal
2	5465.4633	38.78	32.52	-19.12	52.17	68.30	16.13	Horizontal
3	5740.14	39.25	32.65	-18.85	53.05	68.30	15.25	Horizontal

802.11ac80_Channel 122

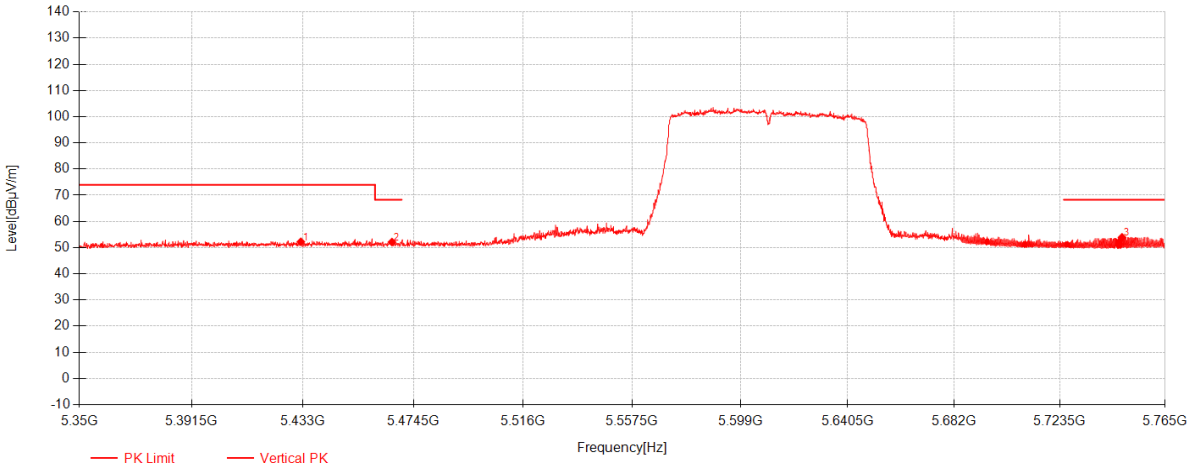

Data List								
NO.	Frequency [MHz]	Reading [dBµV]	AF [dB/m]	Factor [dB]	Level [dBµV/m]	Limit [dBµV/m]	Margin [dB]	Polarity
1	5432.1867	38.86	32.44	-19.07	52.23	74.00	21.77	Vertical
2	5466.3567	38.72	32.52	-19.13	52.11	68.30	16.19	Vertical
3	5748	40.12	32.65	-18.87	53.90	68.30	14.40	Vertical

802.11ac80_Channel 122

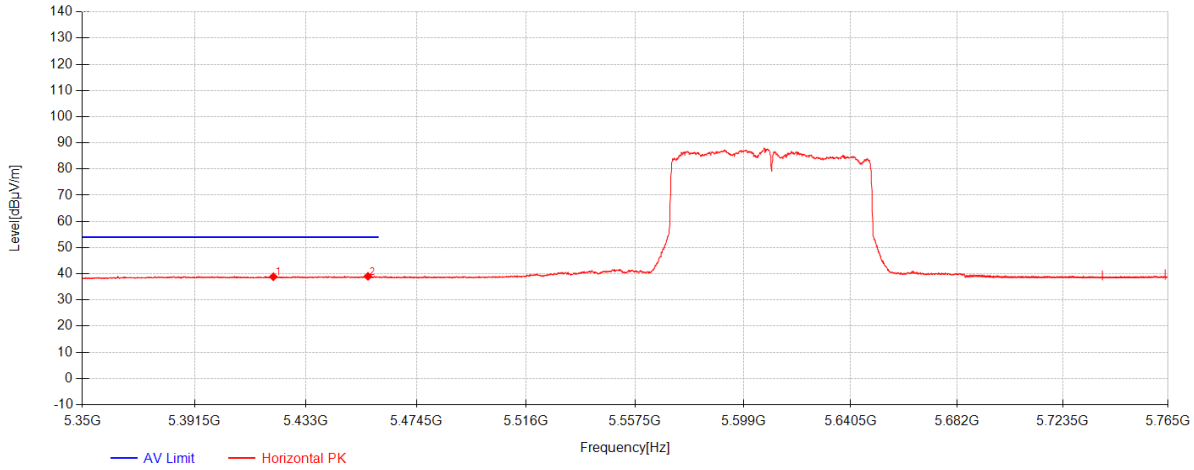

Data List								
NO.	Frequency [MHz]	Reading [dBµV]	AF [dB/m]	Factor [dB]	Level [dBµV/m]	Limit [dBµV/m]	Margin [dB]	Polarity
1	5420.7967	25.51	32.41	-19.05	38.87	54.00	15.13	Horizontal
2	5456.195	25.65	32.49	-19.11	39.03	54.00	14.97	Horizontal

802.11ac80_Channel 122

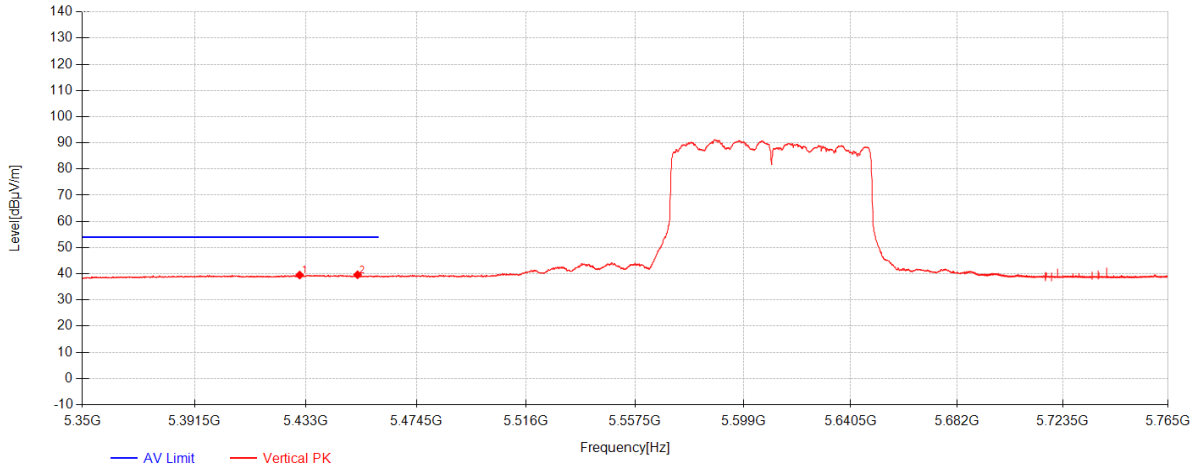

Data List								
NO.	Frequency [MHz]	Reading [dBµV]	AF [dB/m]	Factor [dB]	Level [dBµV/m]	Limit [dBµV/m]	Margin [dB]	Polarity
1	5430.6233	26.15	32.43	-19.07	39.51	54.00	14.49	Vertical
2	5452.2867	26.23	32.49	-19.10	39.61	54.00	14.39	Vertical

802.11ac80_Channel 155

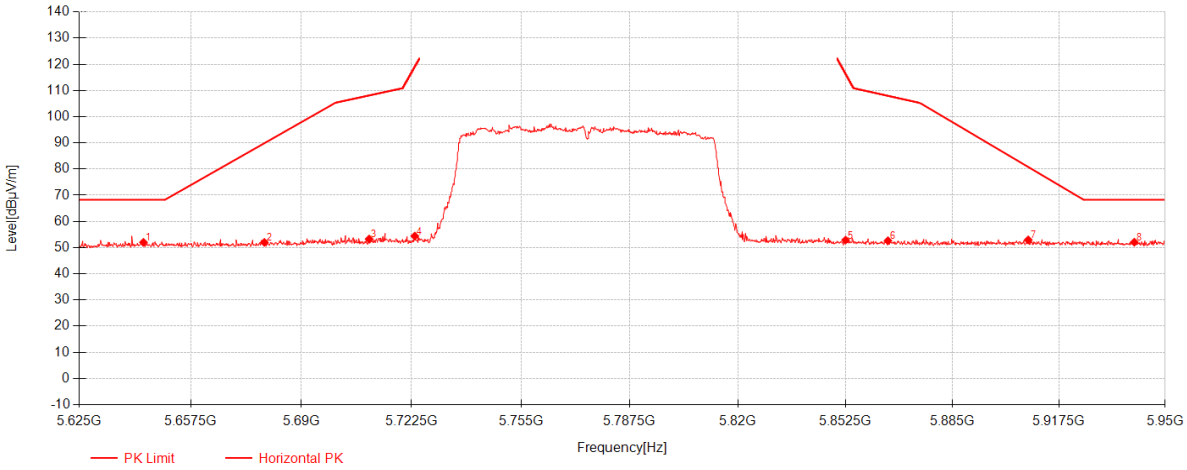

Data List								
NO.	Frequency [MHz]	Reading [dBµV]	AF [dB/m]	Factor [dB]	Level [dBµV/m]	Limit [dBµV/m]	Margin [dB]	Polarity
1	5643.6875	38.13	32.63	-18.72	52.03	68.30	16.27	Horizontal
2	5679.1125	38.08	32.64	-18.73	51.99	89.88	37.89	Horizontal
3	5709.9875	39.40	32.64	-18.76	53.28	108.10	54.82	Horizontal
4	5723.475	40.58	32.64	-18.80	54.42	118.82	64.40	Horizontal
5	5852.5	39.09	32.67	-18.88	52.88	116.60	63.72	Horizontal
6	5865.3375	38.81	32.67	-18.84	52.64	108.00	55.36	Horizontal
7	5908.075	39.03	32.68	-18.76	52.95	80.79	27.84	Horizontal
8	5940.575	38.21	32.69	-18.83	52.07	68.30	16.23	Horizontal

802.11ac80_Channel 155

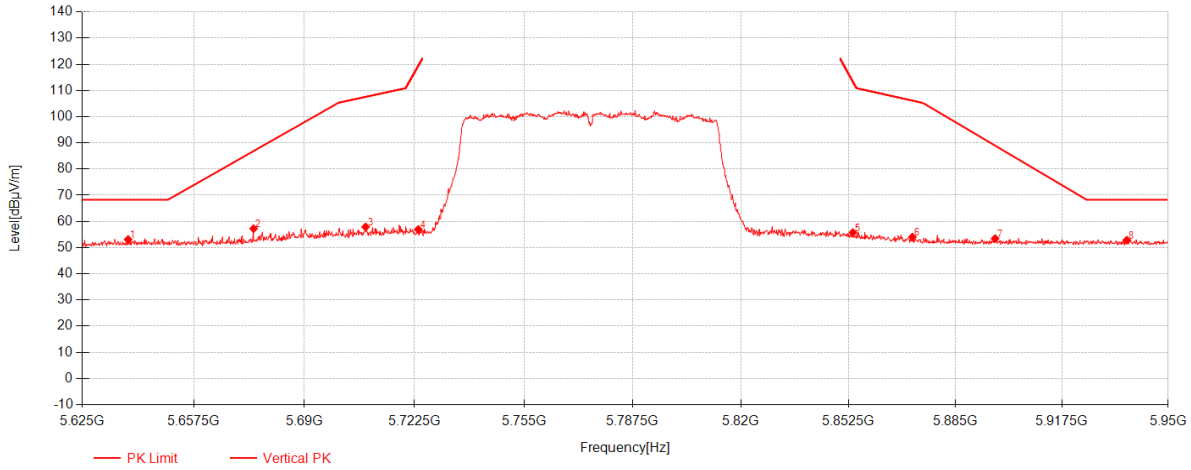

Data List								
NO.	Frequency [MHz]	Reading [dBµV]	AF [dB/m]	Factor [dB]	Level [dBµV/m]	Limit [dBµV/m]	Margin [dB]	Polarity
1	5638.325	39.20	32.63	-18.72	53.10	68.30	15.20	Vertical
2	5675.05	43.34	32.64	-18.73	57.25	86.88	29.63	Vertical
3	5708.0375	44.01	32.64	-18.75	57.90	107.55	49.65	Vertical
4	5723.6375	43.09	32.64	-18.80	56.93	119.19	62.26	Vertical
5	5853.8	41.96	32.67	-18.87	55.76	113.64	57.88	Vertical
6	5871.8375	40.19	32.67	-18.82	54.04	106.18	52.14	Vertical
7	5897.025	39.52	32.68	-18.75	53.45	88.96	35.51	Vertical
8	5937.325	38.95	32.69	-18.82	52.82	68.30	15.48	Vertical

802.11ax20_Channel 36

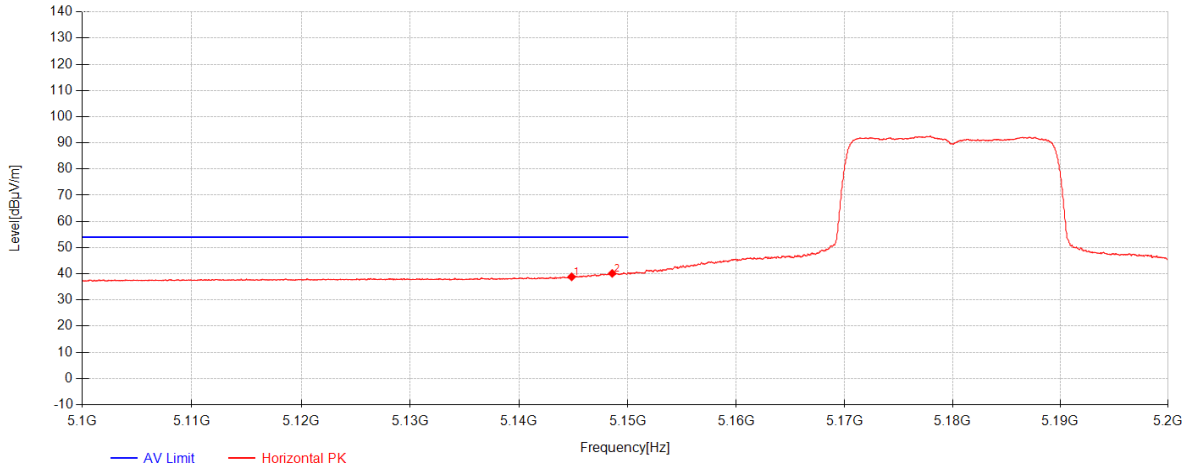

Data List								
NO.	Frequency [MHz]	Reading [dBµV]	AF [dB/m]	Factor [dB]	Level [dBµV/m]	Limit [dBµV/m]	Margin [dB]	Polarity
1	5144.8333	26.24	31.75	-19.15	38.84	54.00	15.16	Horizontal
2	5148.5667	27.53	31.76	-19.14	40.14	54.00	13.86	Horizontal

802.11ax20_Channel 36

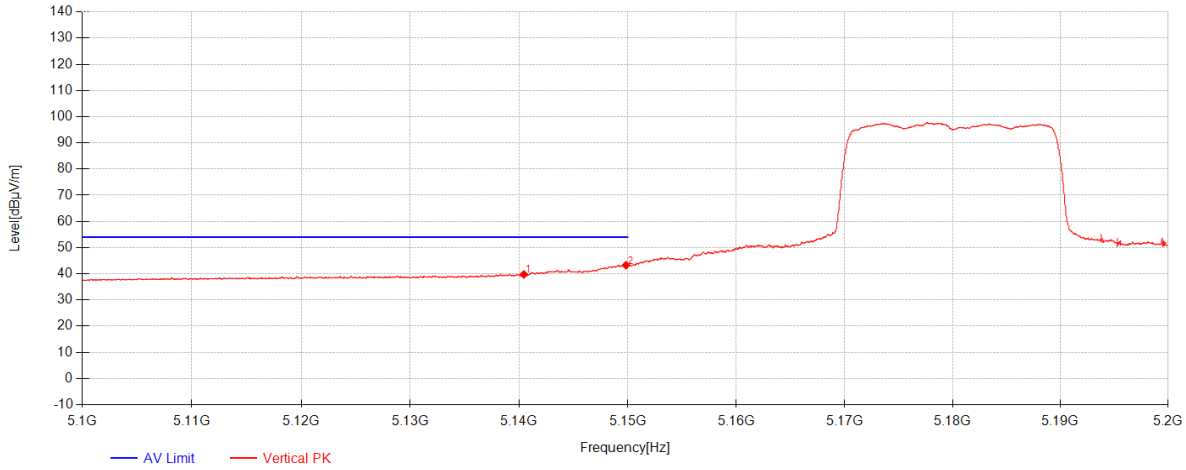

Data List								
NO.	Frequency [MHz]	Reading [dBµV]	AF [dB/m]	Factor [dB]	Level [dBµV/m]	Limit [dBµV/m]	Margin [dB]	Polarity
1	5140.4333	27.20	31.74	-19.16	39.77	54.00	14.23	Vertical
2	5149.8333	30.64	31.76	-19.14	43.26	54.00	10.74	Vertical

802.11ax20_Channel 36

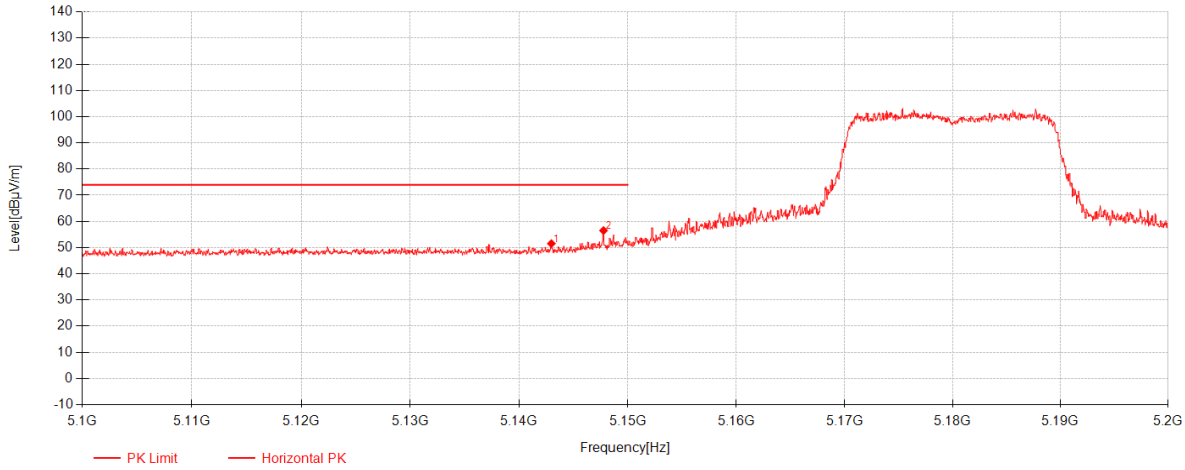

Data List								
NO.	Frequency [MHz]	Reading [dBµV]	AF [dB/m]	Factor [dB]	Level [dBµV/m]	Limit [dBµV/m]	Margin [dB]	Polarity
1	5142.9667	38.95	31.74	-19.16	51.54	74.00	22.46	Horizontal
2	5147.7667	43.91	31.75	-19.15	56.52	74.00	17.48	Horizontal

802.11ax20_Channel 36

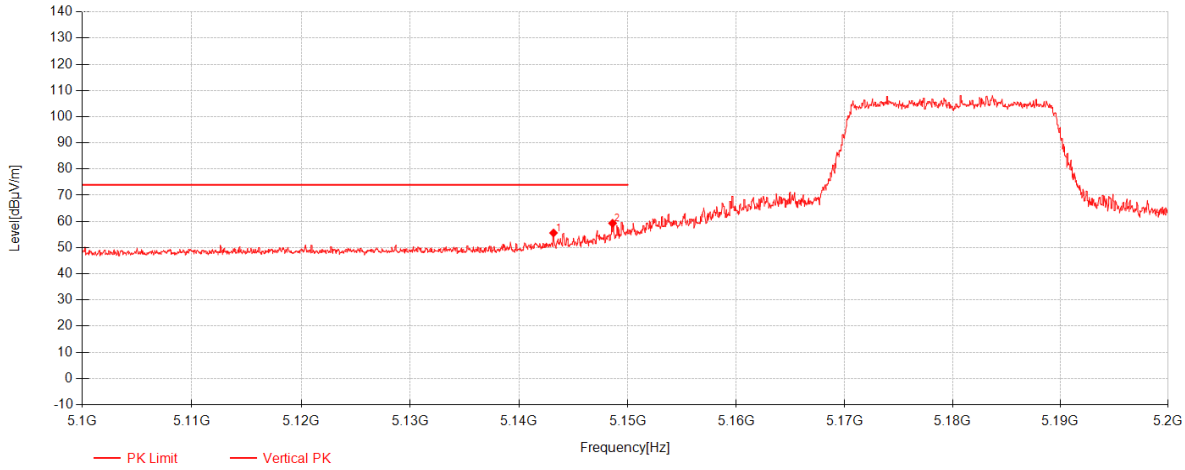

Data List								
NO.	Frequency [MHz]	Reading [dBµV]	AF [dB/m]	Factor [dB]	Level [dBµV/m]	Limit [dBµV/m]	Margin [dB]	Polarity
1	5143.1667	43.02	31.74	-19.16	55.61	74.00	18.39	Vertical
2	5148.6	46.70	31.76	-19.14	59.31	74.00	14.69	Vertical

802.11ax20_Channel 64

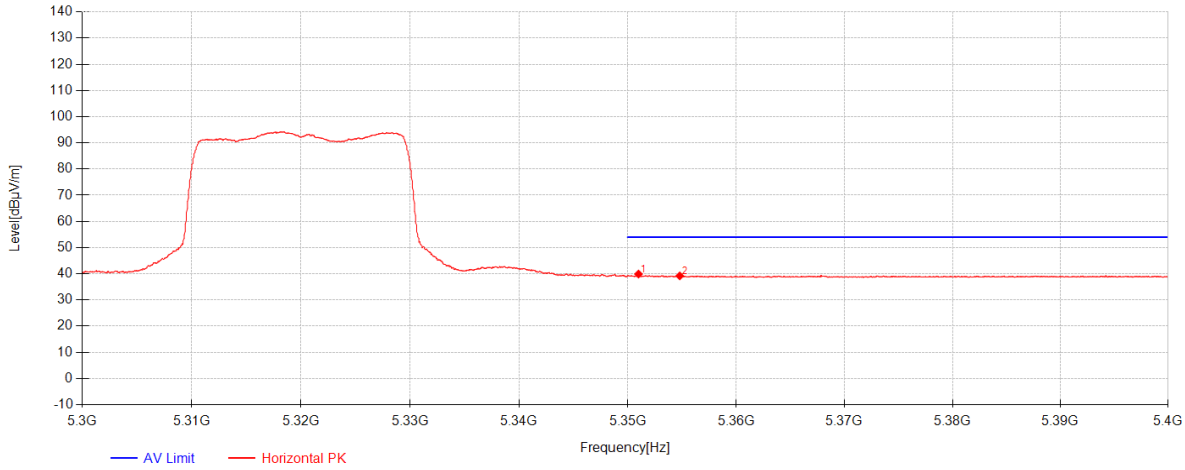

Data List								
NO.	Frequency [MHz]	Reading [dBµV]	AF [dB/m]	Factor [dB]	Level [dBµV/m]	Limit [dBµV/m]	Margin [dB]	Polarity
1	5351	26.56	32.24	-18.90	39.90	54.00	14.10	Horizontal
2	5354.8	25.85	32.25	-18.91	39.19	54.00	14.81	Horizontal

802.11ax20_Channel 64

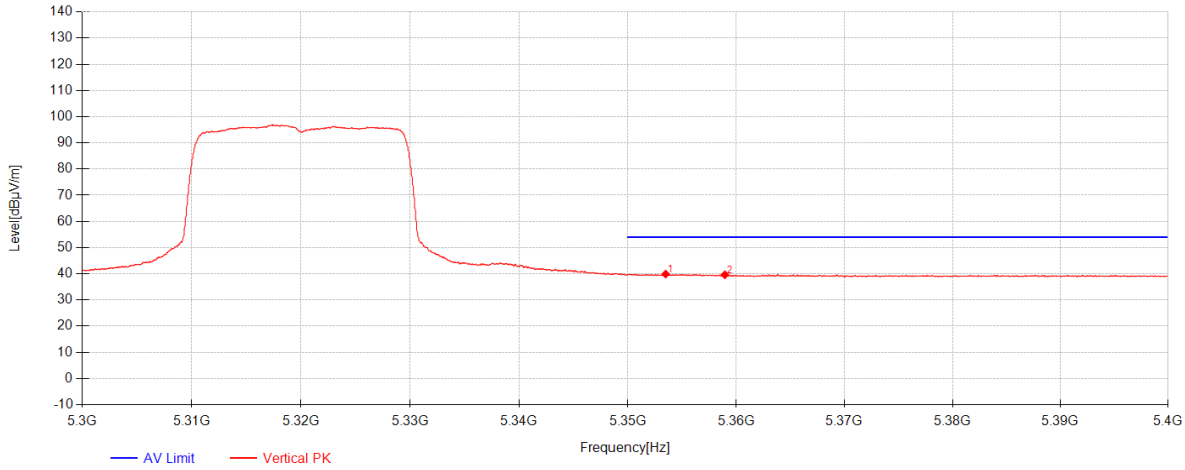

Data List								
NO.	Frequency [MHz]	Reading [dBµV]	AF [dB/m]	Factor [dB]	Level [dBµV/m]	Limit [dBµV/m]	Margin [dB]	Polarity
1	5353.5	26.55	32.25	-18.91	39.89	54.00	14.11	Vertical
2	5358.9667	26.28	32.26	-18.92	39.62	54.00	14.38	Vertical

802.11ax20_Channel 64

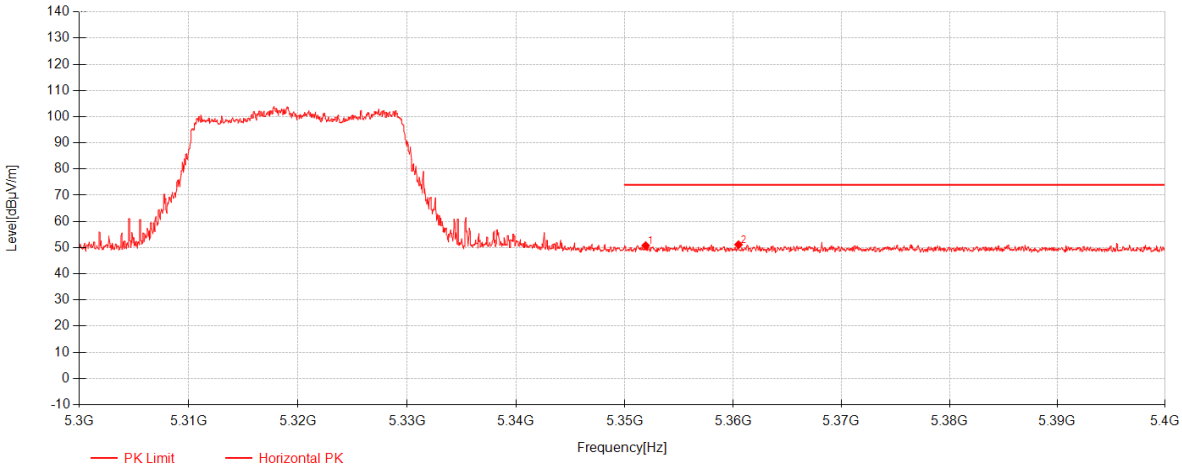

Data List								
NO.	Frequency [MHz]	Reading [dBµV]	AF [dB/m]	Factor [dB]	Level [dBµV/m]	Limit [dBµV/m]	Margin [dB]	Polarity
1	5351.9333	37.43	32.24	-18.90	50.77	74.00	23.23	Horizontal
2	5360.5	37.79	32.27	-18.93	51.13	74.00	22.87	Horizontal

802.11ax20_Channel 64

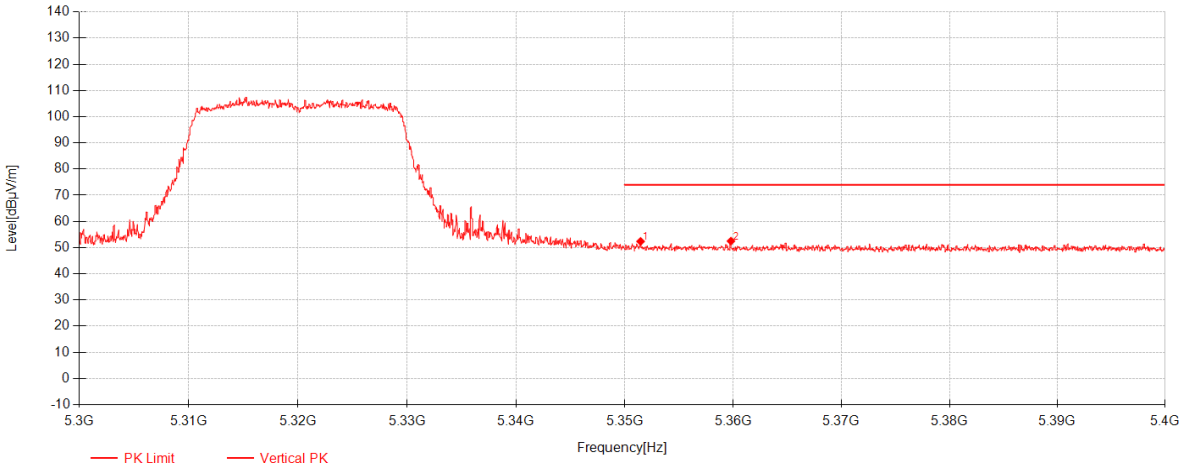

Data List								
NO.	Frequency [MHz]	Reading [dBµV]	AF [dB/m]	Factor [dB]	Level [dBµV/m]	Limit [dBµV/m]	Margin [dB]	Polarity
1	5351.4667	39.03	32.24	-18.90	52.37	74.00	21.63	Vertical
2	5359.8	39.14	32.26	-18.92	52.48	74.00	21.52	Vertical

802.11ax20_Channel 100

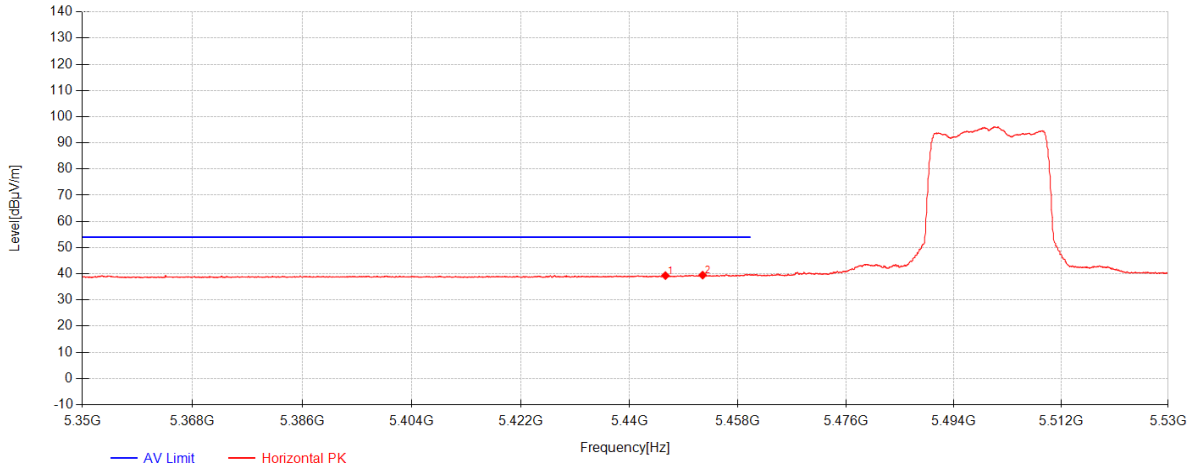

Data List								
NO.	Frequency [MHz]	Reading [dBµV]	AF [dB/m]	Factor [dB]	Level [dBµV/m]	Limit [dBµV/m]	Margin [dB]	Polarity
1	5445.94	25.93	32.47	-19.09	39.31	54.00	14.69	Horizontal
2	5452.12	26.11	32.49	-19.10	39.49	54.00	14.51	Horizontal

802.11ax20_Channel 100

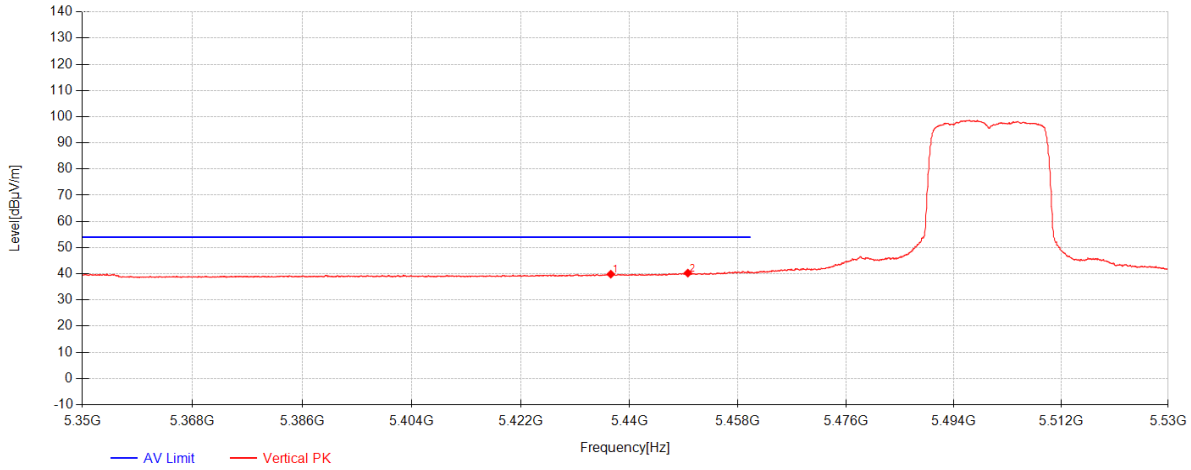

Data List								
NO.	Frequency [MHz]	Reading [dBµV]	AF [dB/m]	Factor [dB]	Level [dBµV/m]	Limit [dBµV/m]	Margin [dB]	Polarity
1	5436.88	26.48	32.45	-19.08	39.85	54.00	14.15	Vertical
2	5449.66	26.88	32.48	-19.10	40.26	54.00	13.74	Vertical

802.11ax20_Channel 100

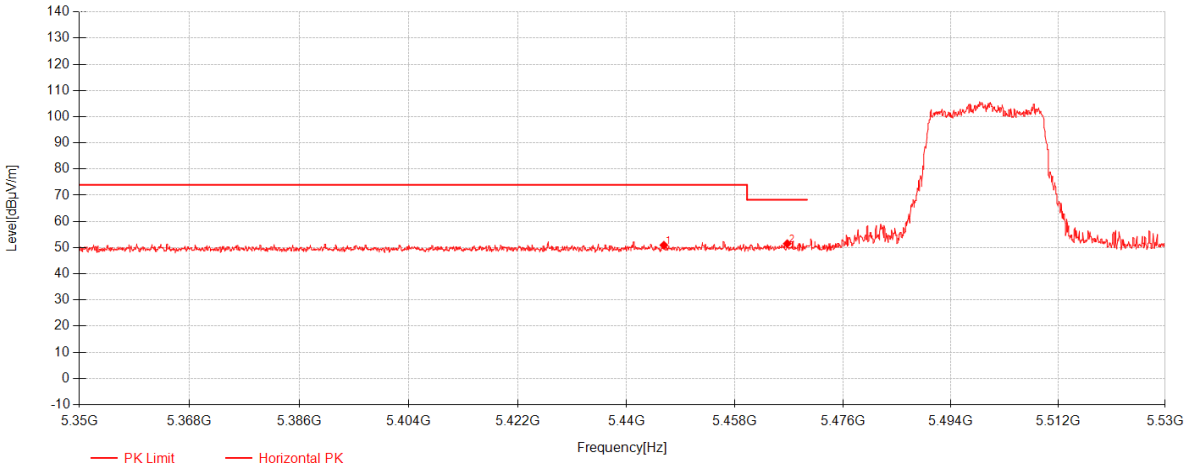

Data List								
NO.	Frequency [MHz]	Reading [dBµV]	AF [dB/m]	Factor [dB]	Level [dBµV/m]	Limit [dBµV/m]	Margin [dB]	Polarity
1	5446.18	37.54	32.47	-19.09	50.92	74.00	23.08	Horizontal
2	5466.7	38.12	32.52	-19.13	51.51	68.30	16.79	Horizontal

802.11ax20_Channel 100

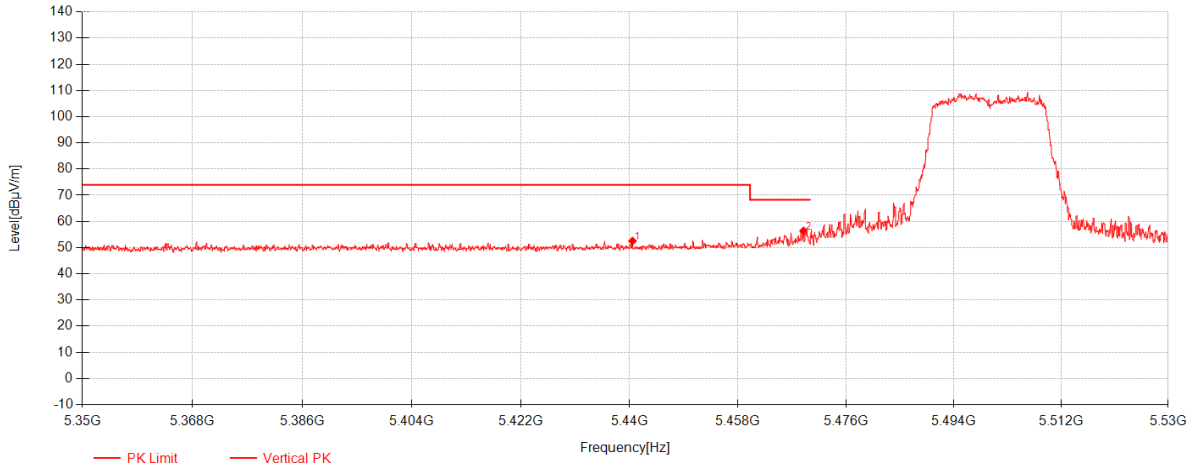

Data List								
NO.	Frequency [MHz]	Reading [dBµV]	AF [dB/m]	Factor [dB]	Level [dBµV/m]	Limit [dBµV/m]	Margin [dB]	Polarity
1	5440.48	39.15	32.46	-19.08	52.52	74.00	21.48	Vertical
2	5468.92	42.99	32.53	-19.13	56.39	68.30	11.91	Vertical

802.11ax20_Channel 140

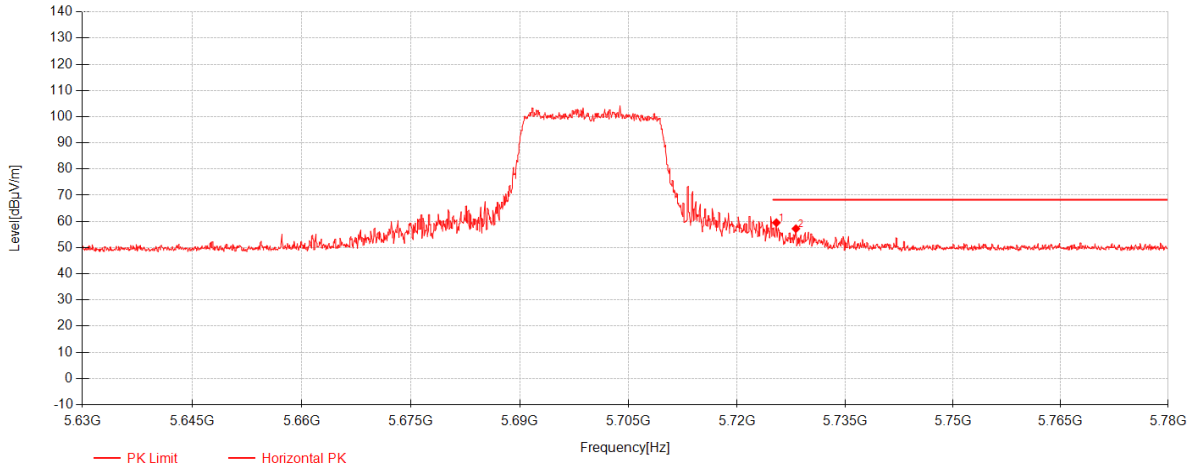

Data List								
NO.	Frequency [MHz]	Reading [dBµV]	AF [dB/m]	Factor [dB]	Level [dBµV/m]	Limit [dBµV/m]	Margin [dB]	Polarity
1	5725.45	45.68	32.65	-18.81	59.52	68.30	8.78	Horizontal
2	5728.15	43.39	32.65	-18.81	57.22	68.30	11.08	Horizontal

802.11ax20_Channel 140

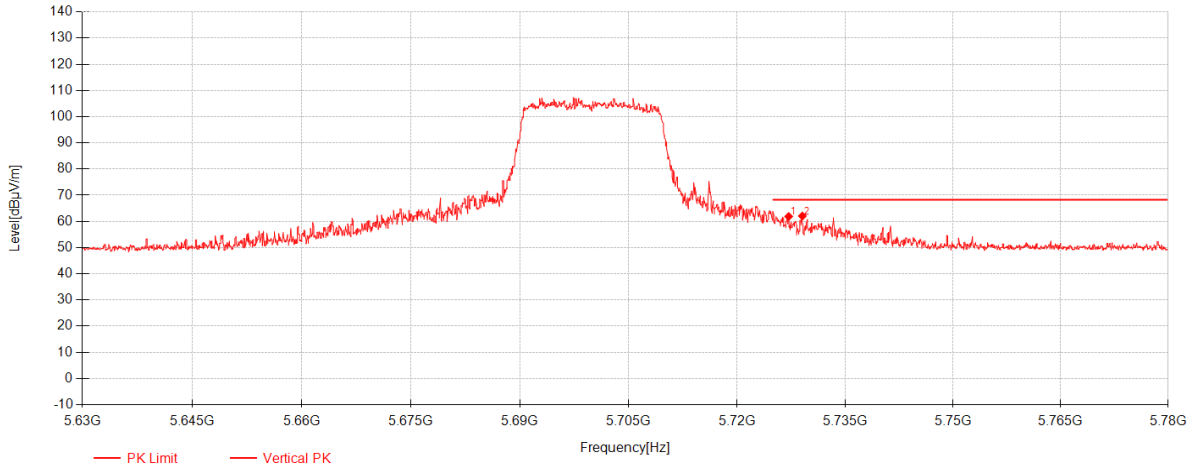

Data List								
NO.	Frequency [MHz]	Reading [dBµV]	AF [dB/m]	Factor [dB]	Level [dBµV/m]	Limit [dBµV/m]	Margin [dB]	Polarity
1	5727.15	48.06	32.65	-18.81	61.89	68.30	6.41	Vertical
2	5729.05	48.24	32.65	-18.82	62.07	68.30	6.23	Vertical

802.11ax20_Channel 149

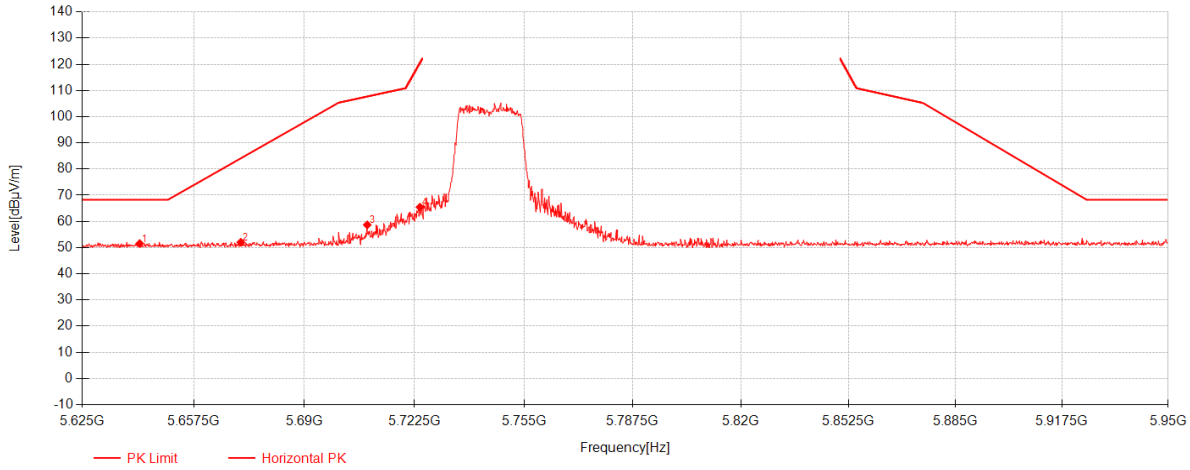

Data List								
NO.	Frequency [MHz]	Reading [dBµV]	AF [dB/m]	Factor [dB]	Level [dBµV/m]	Limit [dBµV/m]	Margin [dB]	Polarity
1	5641.7375	37.65	32.63	-18.72	51.55	68.30	16.75	Horizontal
2	5671.3125	38.11	32.63	-18.73	52.02	84.11	32.09	Horizontal
3	5708.525	44.79	32.64	-18.76	58.68	107.69	49.01	Horizontal
4	5724.125	51.62	32.64	-18.80	65.46	120.31	54.85	Horizontal

802.11ax20_Channel 149

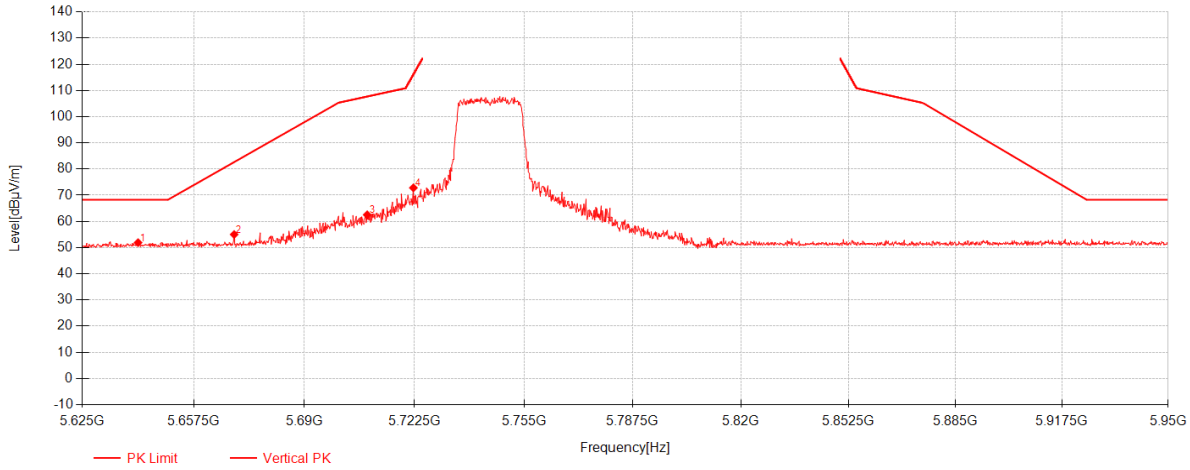

Data List								
NO.	Frequency [MHz]	Reading [dBµV]	AF [dB/m]	Factor [dB]	Level [dBµV/m]	Limit [dBµV/m]	Margin [dB]	Polarity
1	5641.25	38.00	32.63	-18.72	51.90	68.30	16.40	Vertical
2	5669.3625	41.10	32.63	-18.73	55.01	82.67	27.66	Vertical
3	5708.525	48.64	32.64	-18.76	62.53	107.69	45.16	Vertical
4	5722.175	58.98	32.64	-18.80	72.83	115.86	43.03	Vertical

802.11ax20_Channel 165

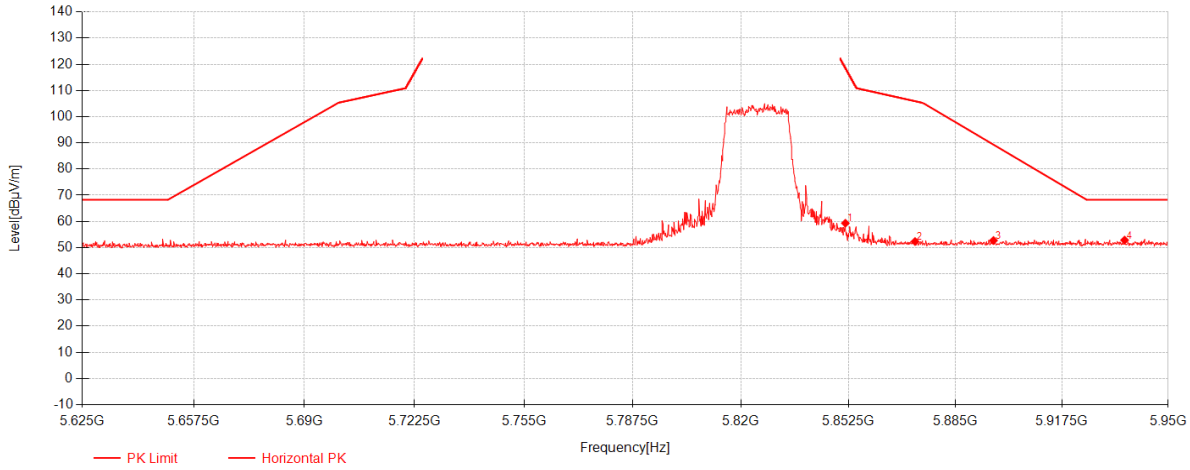

Data List								
NO.	Frequency [MHz]	Reading [dBµV]	AF [dB/m]	Factor [dB]	Level [dBµV/m]	Limit [dBµV/m]	Margin [dB]	Polarity
1	5851.525	45.54	32.67	-18.88	59.33	118.82	59.49	Horizontal
2	5872.65	38.47	32.67	-18.82	52.33	105.96	53.63	Horizontal
3	5896.5375	38.79	32.68	-18.75	52.72	89.32	36.60	Horizontal
4	5936.675	38.99	32.69	-18.82	52.86	68.30	15.44	Horizontal

802.11ax20_Channel 165

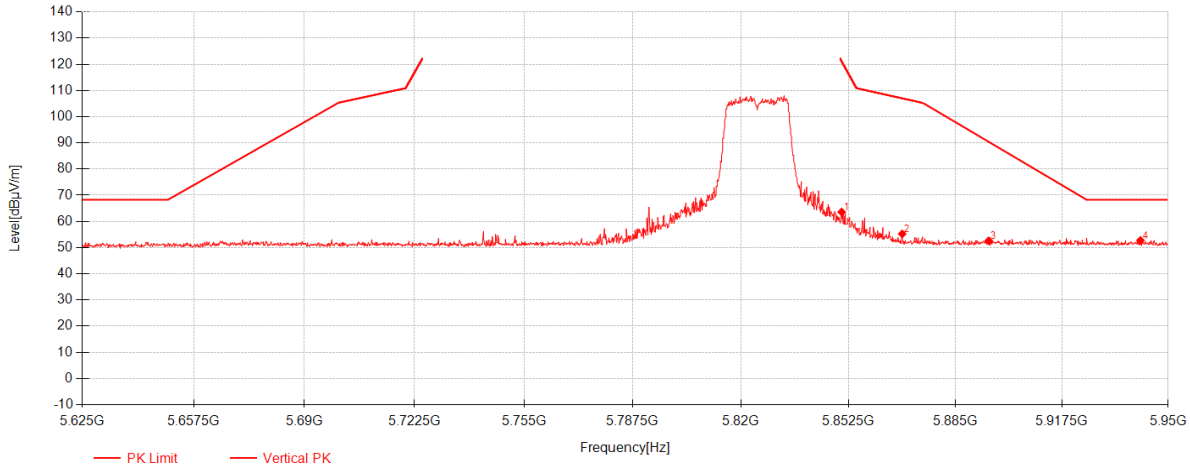

Data List								
NO.	Frequency [MHz]	Reading [dBµV]	AF [dB/m]	Factor [dB]	Level [dBµV/m]	Limit [dBµV/m]	Margin [dB]	Polarity
1	5850.3875	49.80	32.67	-18.88	63.59	121.42	57.83	Vertical
2	5868.75	41.41	32.67	-18.83	55.25	107.05	51.80	Vertical
3	5895.075	38.70	32.68	-18.75	52.62	90.41	37.79	Vertical
4	5941.55	38.90	32.69	-18.83	52.76	68.30	15.54	Vertical

802.11ax40_Channel 38

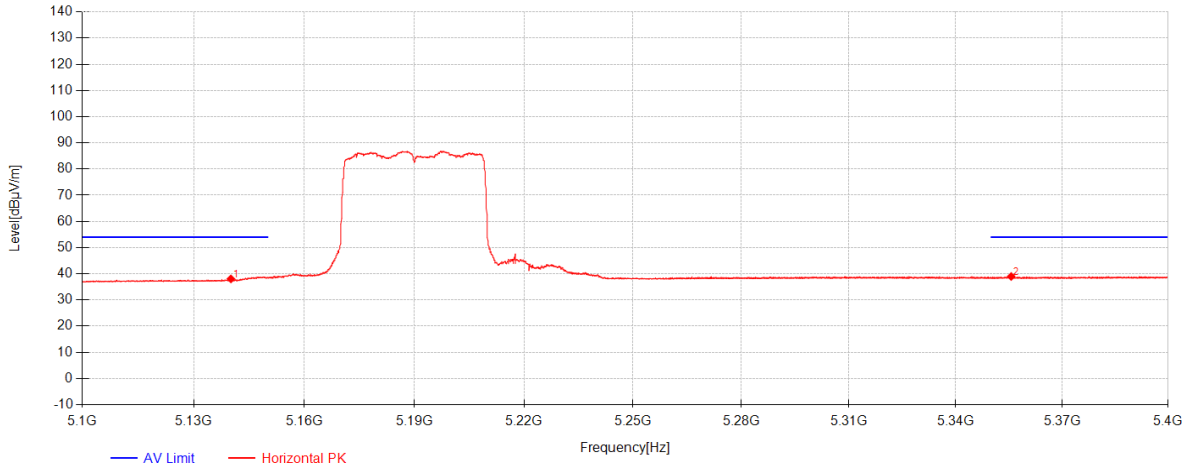

Data List								
NO.	Frequency [MHz]	Reading [dBµV]	AF [dB/m]	Factor [dB]	Level [dBµV/m]	Limit [dBµV/m]	Margin [dB]	Polarity
1	5140.0533	25.47	31.74	-19.16	38.04	54.00	15.96	Horizontal
2	5355.62	25.63	32.25	-18.91	38.97	54.00	15.03	Horizontal

802.11ax40_Channel 38

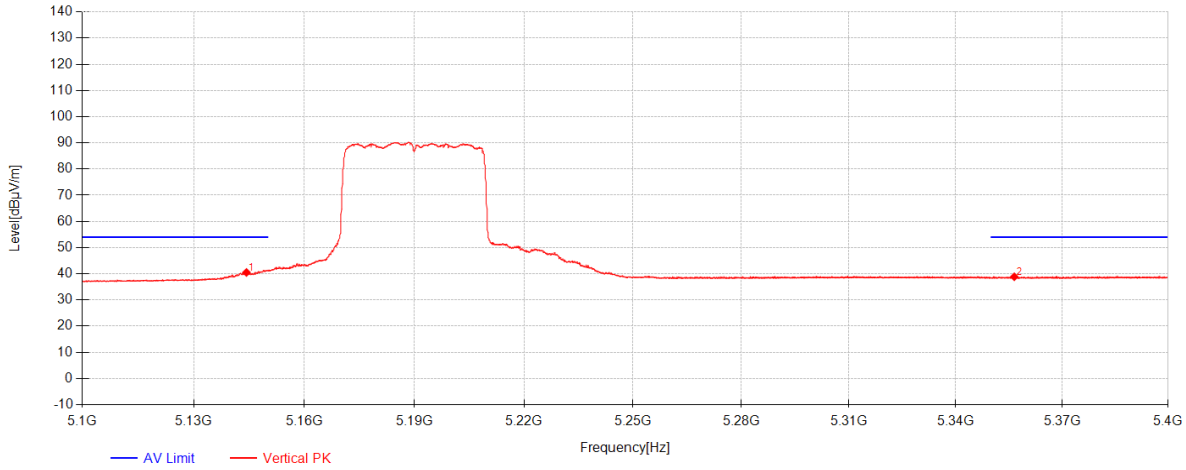

Data List								
NO.	Frequency [MHz]	Reading [dBµV]	AF [dB/m]	Factor [dB]	Level [dBµV/m]	Limit [dBµV/m]	Margin [dB]	Polarity
1	5144.2667	27.92	31.75	-19.15	40.51	54.00	13.49	Vertical
2	5356.495	25.51	32.26	-18.92	38.85	54.00	15.15	Vertical

802.11ax40_Channel 38

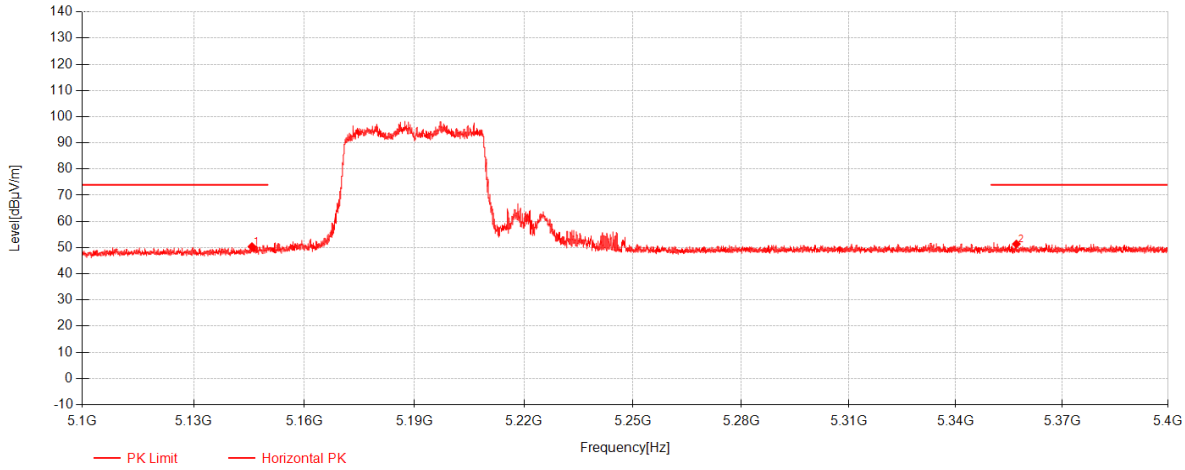

Data List								
NO.	Frequency [MHz]	Reading [dBµV]	AF [dB/m]	Factor [dB]	Level [dBµV/m]	Limit [dBµV/m]	Margin [dB]	Polarity
1	5145.74	37.79	31.75	-19.15	50.39	74.00	23.61	Horizontal
2	5357.0725	38.02	32.26	-18.92	51.36	74.00	22.64	Horizontal

802.11ax40_Channel 38

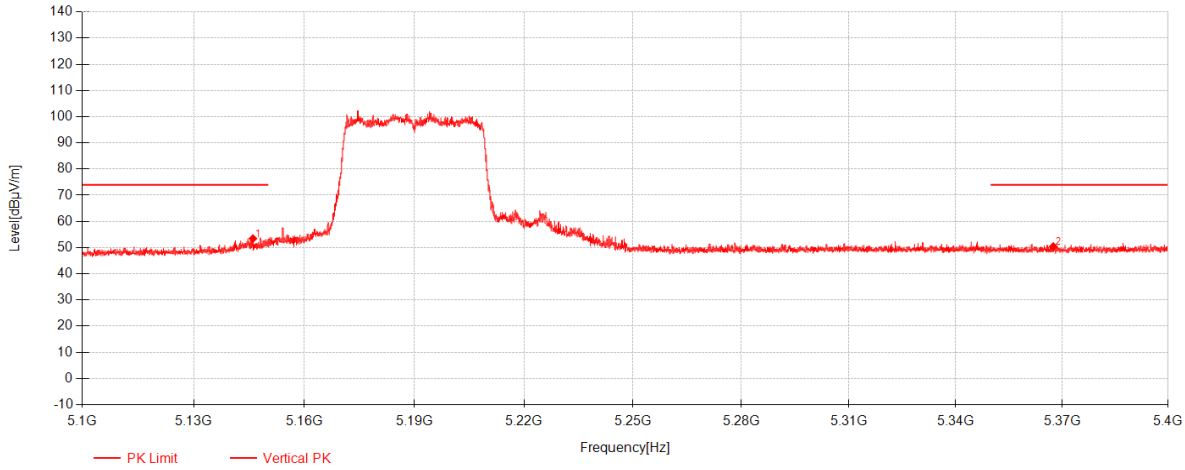

Data List								
NO.	Frequency [MHz]	Reading [dBµV]	AF [dB/m]	Factor [dB]	Level [dBµV/m]	Limit [dBµV/m]	Margin [dB]	Polarity
1	5146.02	40.86	31.75	-19.15	53.46	74.00	20.54	Vertical
2	5367.5025	37.07	32.28	-18.94	50.41	74.00	23.59	Vertical

802.11ax40_Channel 62

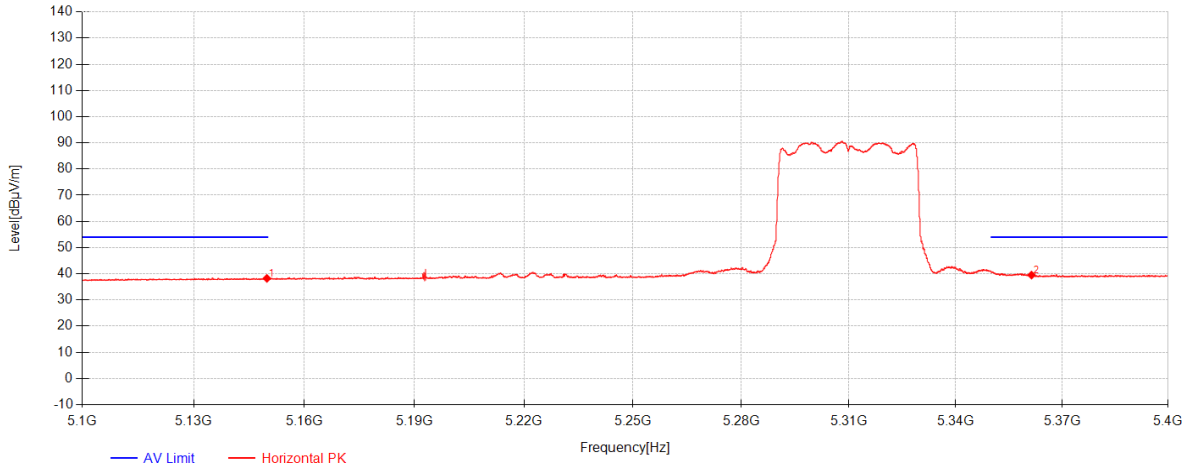

Data List								
NO.	Frequency [MHz]	Reading [dBµV]	AF [dB/m]	Factor [dB]	Level [dBµV/m]	Limit [dBµV/m]	Margin [dB]	Polarity
1	5149.8	25.62	31.76	-19.14	38.24	54.00	15.76	Horizontal
2	5361.35	26.17	32.27	-18.93	39.51	54.00	14.49	Horizontal

802.11ax40_Channel 62

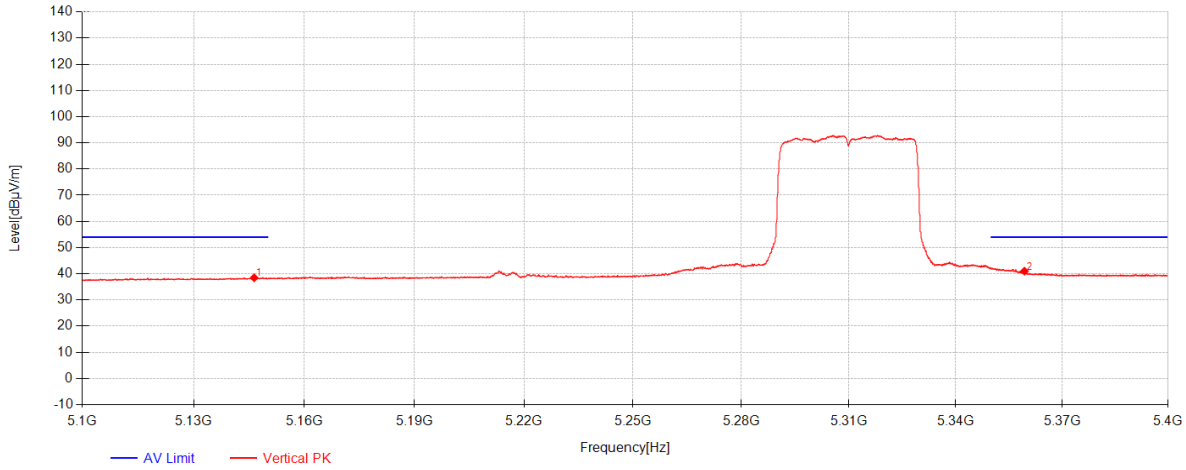

Data List								
NO.	Frequency [MHz]	Reading [dBµV]	AF [dB/m]	Factor [dB]	Level [dBµV/m]	Limit [dBµV/m]	Margin [dB]	Polarity
1	5146.35	25.87	31.75	-19.15	38.47	54.00	15.53	Vertical
2	5359.35	27.66	32.26	-18.92	41.00	54.00	13.00	Vertical

802.11ax40_Channel 62

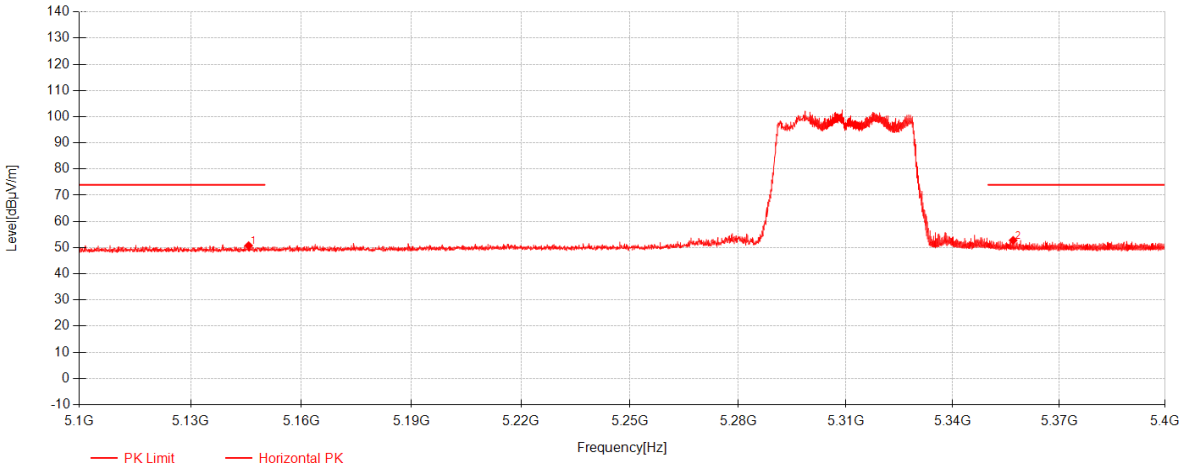

Data List								
NO.	Frequency [MHz]	Reading [dBµV]	AF [dB/m]	Factor [dB]	Level [dBµV/m]	Limit [dBµV/m]	Margin [dB]	Polarity
1	5145.6667	38.16	31.75	-19.15	50.76	74.00	23.24	Horizontal
2	5357.0125	39.43	32.26	-18.92	52.77	74.00	21.23	Horizontal

802.11ax40_Channel 62

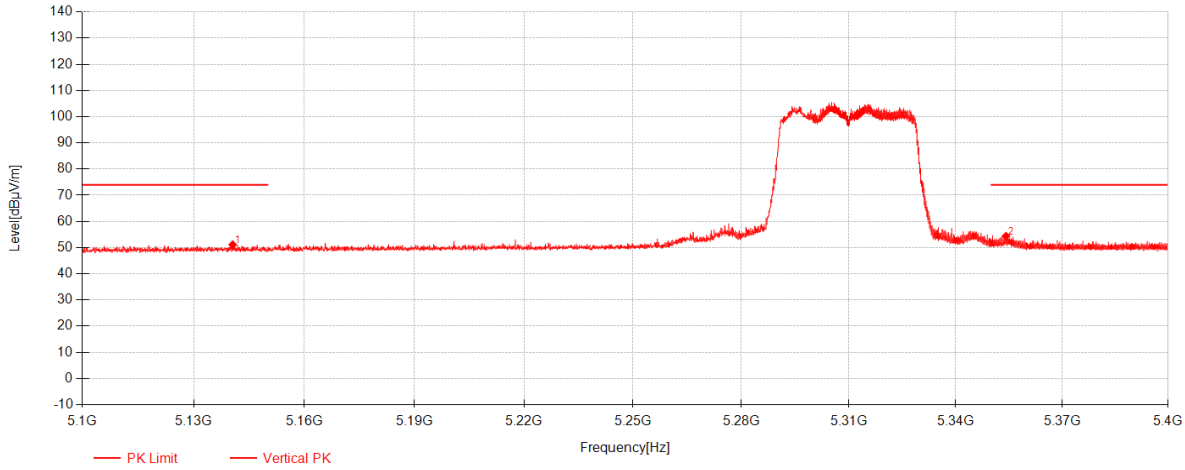

Data List								
NO.	Frequency [MHz]	Reading [dBµV]	AF [dB/m]	Factor [dB]	Level [dBµV/m]	Limit [dBµV/m]	Margin [dB]	Polarity
1	5140.5333	38.54	31.74	-19.16	51.11	74.00	22.89	Vertical
2	5354.15	41.05	32.25	-18.91	54.39	74.00	19.61	Vertical

802.11ax40_Channel 102

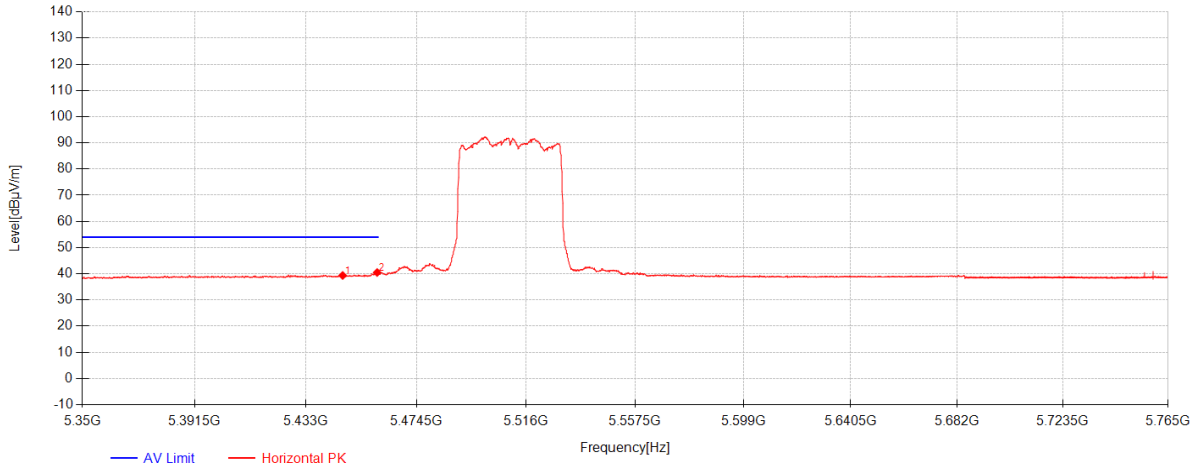

Data List								
NO.	Frequency [MHz]	Reading [dBµV]	AF [dB/m]	Factor [dB]	Level [dBµV/m]	Limit [dBµV/m]	Margin [dB]	Polarity
1	5446.7033	25.98	32.47	-19.09	39.36	54.00	14.64	Horizontal
2	5459.6567	27.10	32.50	-19.12	40.49	54.00	13.51	Horizontal

802.11ax40_Channel 102

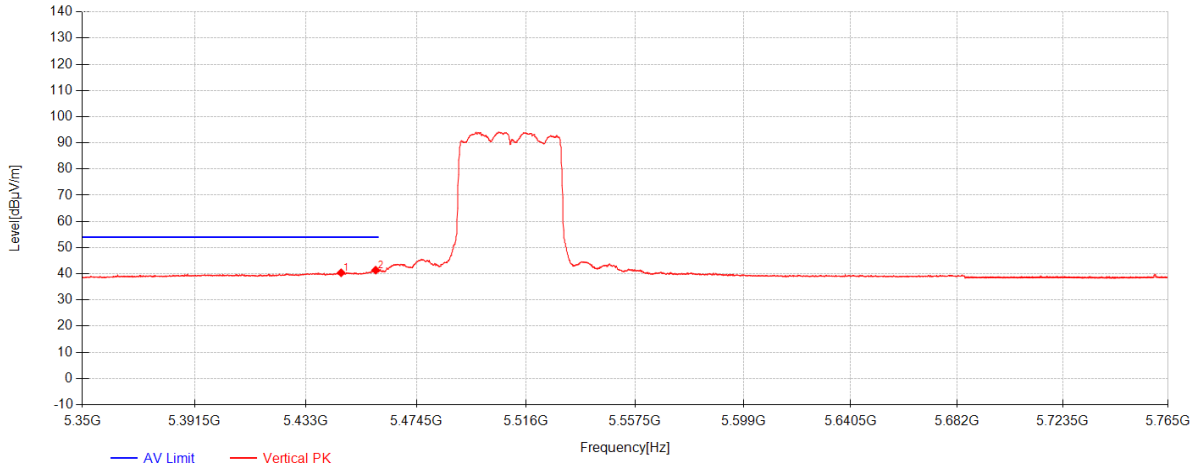

Data List								
NO.	Frequency [MHz]	Reading [dBµV]	AF [dB/m]	Factor [dB]	Level [dBµV/m]	Limit [dBµV/m]	Margin [dB]	Polarity
1	5446.145	27.00	32.47	-19.09	40.38	54.00	13.62	Vertical
2	5459.0983	28.00	32.50	-19.11	41.39	54.00	12.61	Vertical

802.11ax40_Channel 102

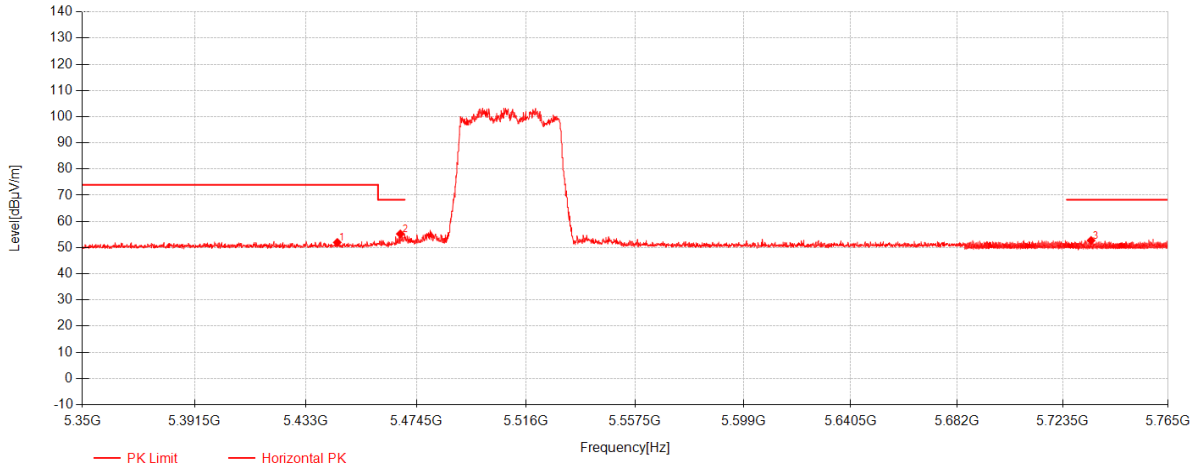

Data List								
NO.	Frequency [MHz]	Reading [dBµV]	AF [dB/m]	Factor [dB]	Level [dBµV/m]	Limit [dBµV/m]	Margin [dB]	Polarity
1	5444.6933	38.60	32.47	-19.09	51.98	74.00	22.02	Horizontal
2	5468.3667	41.86	32.52	-19.13	55.25	68.30	13.05	Horizontal
3	5734.59	38.92	32.65	-18.83	52.73	68.30	15.57	Horizontal

802.11ax40_Channel 102

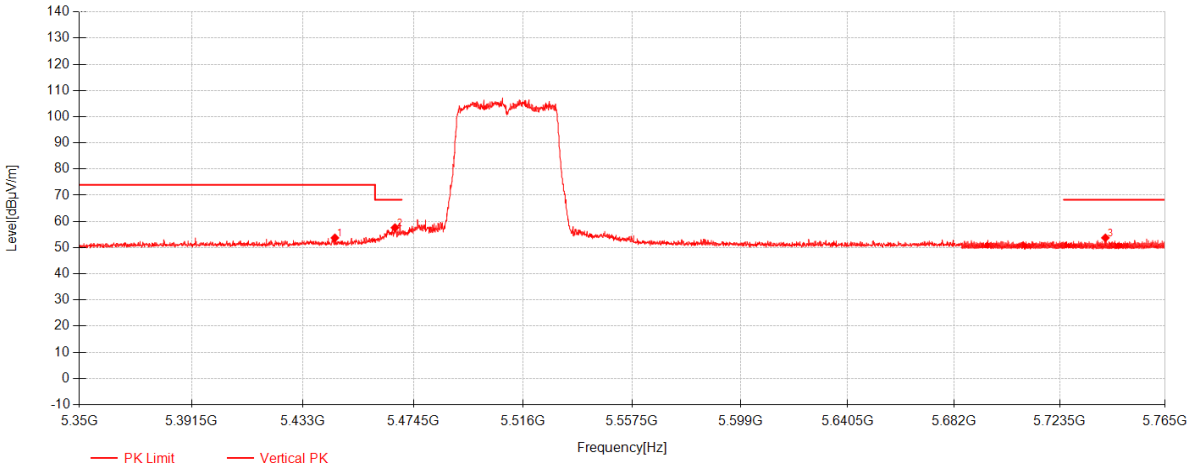

Data List								
NO.	Frequency [MHz]	Reading [dBµV]	AF [dB/m]	Factor [dB]	Level [dBµV/m]	Limit [dBµV/m]	Margin [dB]	Polarity
1	5444.9167	40.33	32.47	-19.09	53.71	74.00	20.29	Vertical
2	5467.4733	44.24	32.52	-19.13	57.63	68.30	10.67	Vertical
3	5741.43	39.94	32.65	-18.85	53.73	68.30	14.57	Vertical

802.11ax40_Channel 134

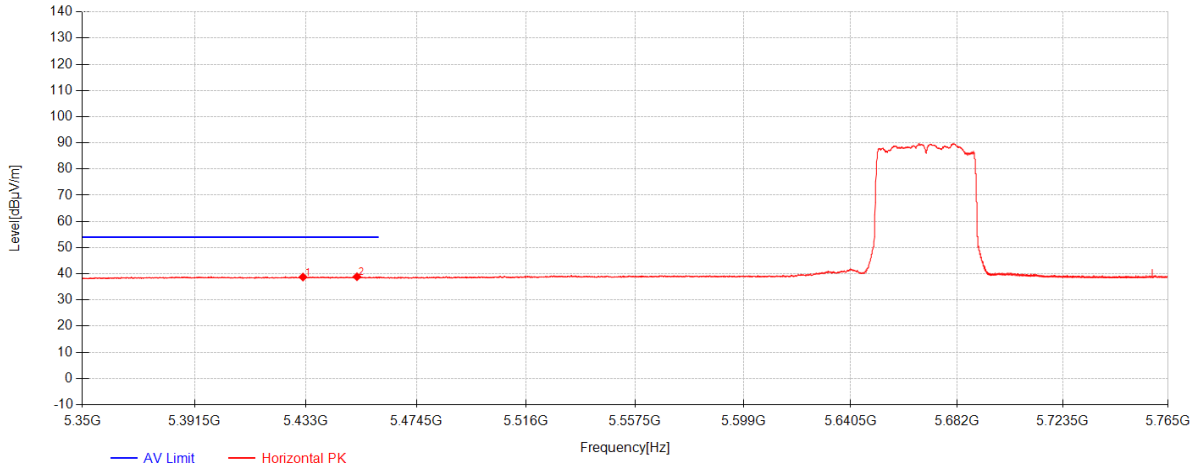

Data List								
NO.	Frequency [MHz]	Reading [dBµV]	AF [dB/m]	Factor [dB]	Level [dBµV/m]	Limit [dBµV/m]	Margin [dB]	Polarity
1	5431.8517	25.38	32.44	-19.07	38.75	54.00	15.25	Horizontal
2	5452.0633	25.49	32.48	-19.10	38.87	54.00	15.13	Horizontal

802.11ax40_Channel 134

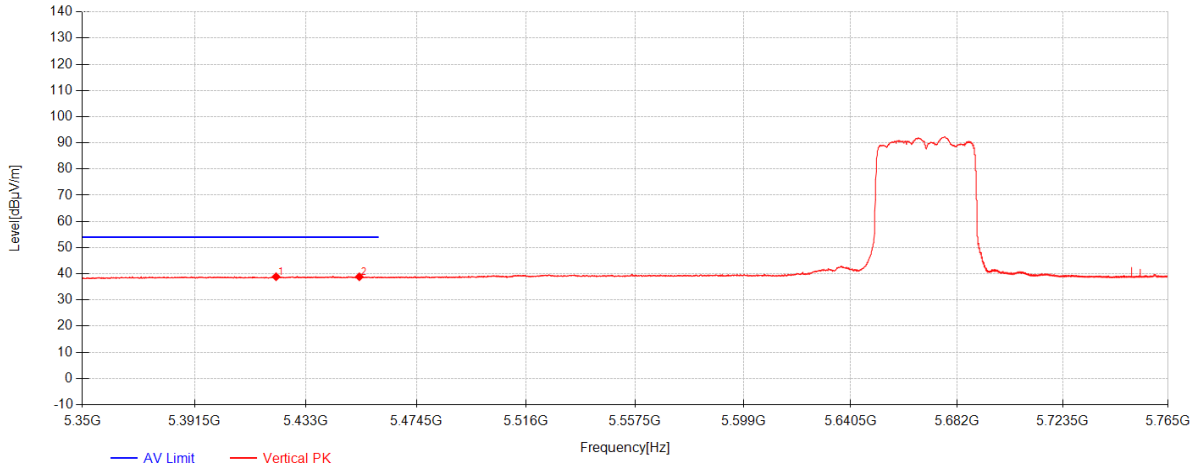

Data List								
NO.	Frequency [MHz]	Reading [dBµV]	AF [dB/m]	Factor [dB]	Level [dBµV/m]	Limit [dBµV/m]	Margin [dB]	Polarity
1	5421.8017	25.52	32.41	-19.05	38.88	54.00	15.12	Vertical
2	5452.9567	25.47	32.49	-19.10	38.85	54.00	15.15	Vertical

802.11ax40_Channel 134

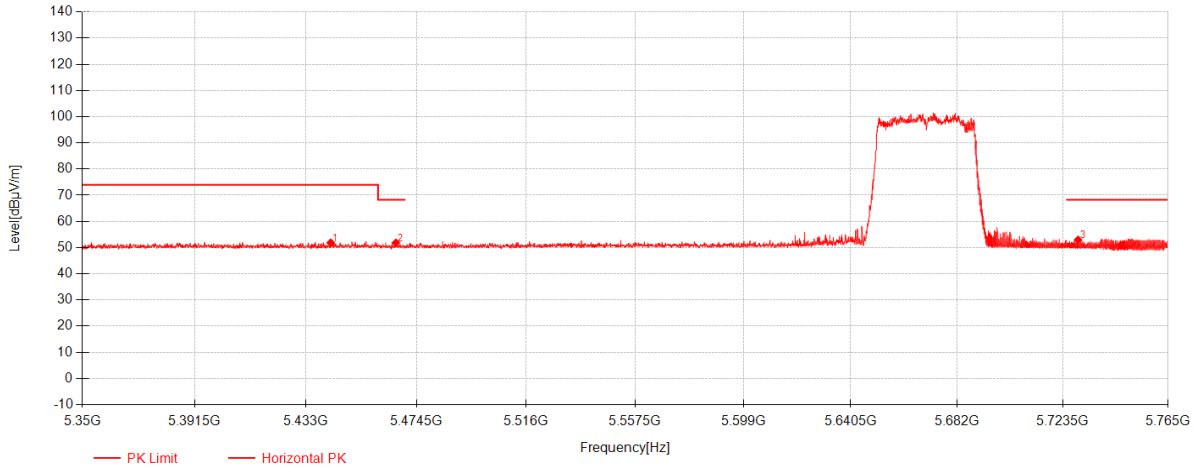

Data List								
NO.	Frequency [MHz]	Reading [dBµV]	AF [dB/m]	Factor [dB]	Level [dBµV/m]	Limit [dBµV/m]	Margin [dB]	Polarity
1	5442.2367	38.48	32.46	-19.09	51.85	74.00	22.15	Horizontal
2	5466.6917	38.44	32.52	-19.13	51.83	68.30	16.47	Horizontal
3	5729.46	39.12	32.65	-18.82	52.95	68.30	15.35	Horizontal

802.11ax40_Channel 134

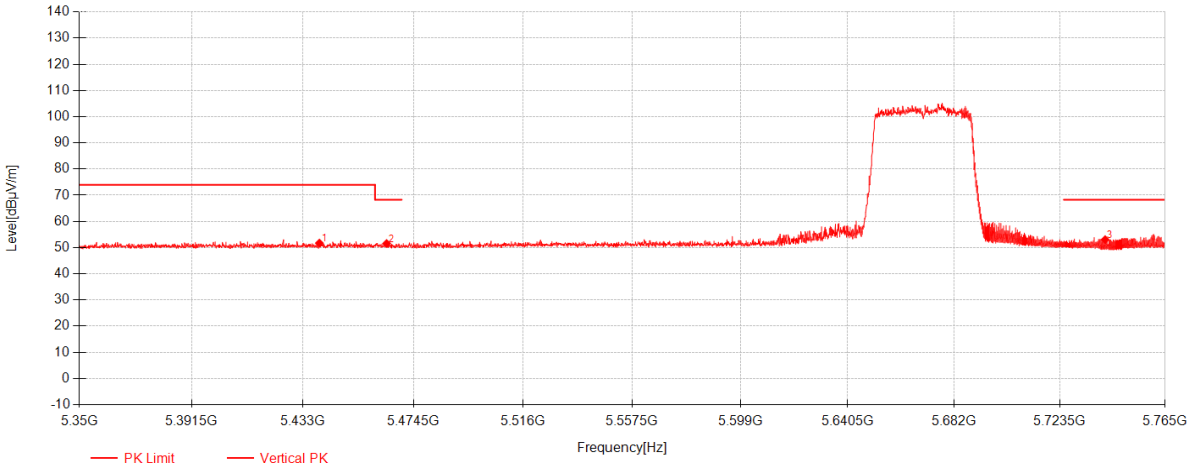

Data List								
NO.	Frequency [MHz]	Reading [dBµV]	AF [dB/m]	Factor [dB]	Level [dBµV/m]	Limit [dBµV/m]	Margin [dB]	Polarity
1	5439.11	38.35	32.45	-19.08	51.72	74.00	22.28	Vertical
2	5464.3467	38.19	32.51	-19.12	51.58	68.30	16.72	Vertical
3	5741.33	39.27	32.65	-18.85	53.06	68.30	15.24	Vertical

802.11ax40_Channel 151

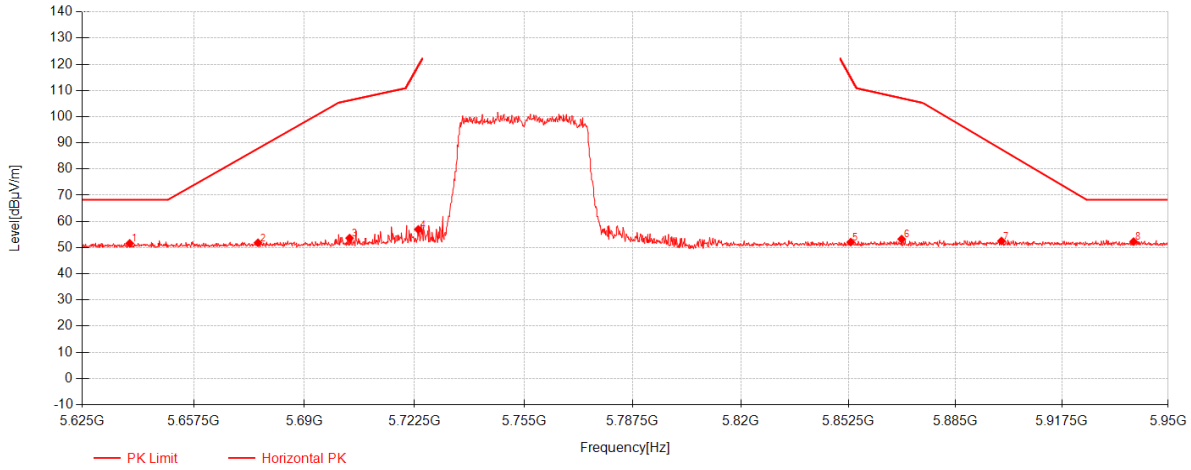

Data List								
NO.	Frequency [MHz]	Reading [dBµV]	AF [dB/m]	Factor [dB]	Level [dBµV/m]	Limit [dBµV/m]	Margin [dB]	Polarity
1	5638.8125	37.72	32.63	-18.72	51.62	68.30	16.68	Horizontal
2	5676.35	37.94	32.64	-18.73	51.85	87.84	35.99	Horizontal
3	5703.325	39.72	32.64	-18.74	53.62	106.23	52.61	Horizontal
4	5723.6375	43.10	32.64	-18.80	56.94	119.19	62.25	Horizontal
5	5853.15	38.31	32.67	-18.88	52.10	115.12	63.02	Horizontal
6	5868.5875	39.40	32.67	-18.83	53.24	107.09	53.85	Horizontal
7	5898.975	38.59	32.68	-18.74	52.53	87.52	34.99	Horizontal
8	5939.4375	38.42	32.69	-18.82	52.29	68.30	16.01	Horizontal

802.11ax40_Channel 151

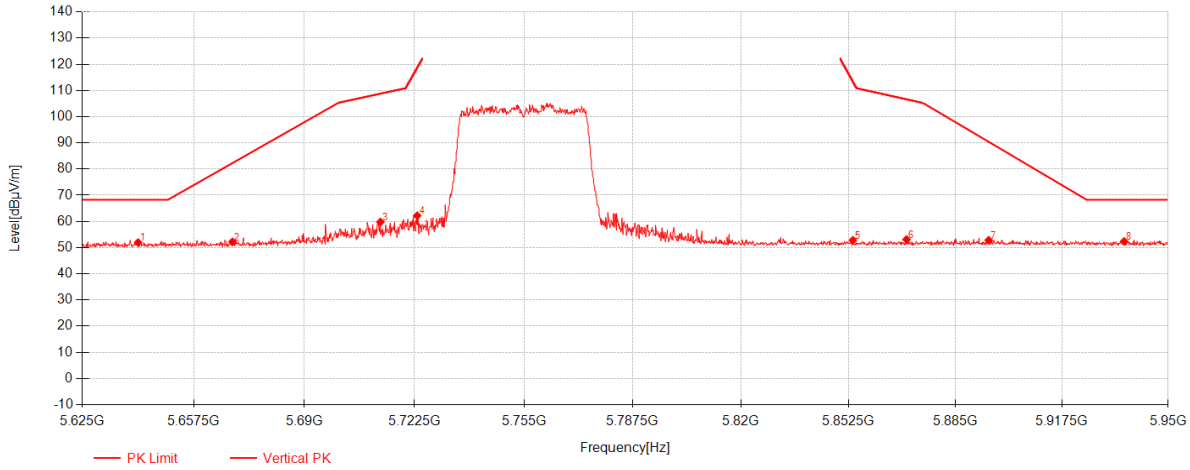

Data List								
NO.	Frequency [MHz]	Reading [dBµV]	AF [dB/m]	Factor [dB]	Level [dBµV/m]	Limit [dBµV/m]	Margin [dB]	Polarity
1	5641.25	38.05	32.63	-18.72	51.95	68.30	16.35	Vertical
2	5668.875	38.30	32.63	-18.73	52.21	82.31	30.10	Vertical
3	5712.425	45.90	32.64	-18.77	59.78	108.78	49.00	Vertical
4	5723.3125	48.36	32.64	-18.80	62.20	118.45	56.25	Vertical
5	5853.8	39.02	32.67	-18.87	52.82	113.64	60.82	Vertical
6	5870.05	39.26	32.67	-18.83	53.11	106.68	53.57	Vertical
7	5895.075	38.92	32.68	-18.75	52.84	90.41	37.57	Vertical
8	5936.5125	38.47	32.69	-18.82	52.34	68.30	15.96	Vertical

802.11ax40_Channel 159

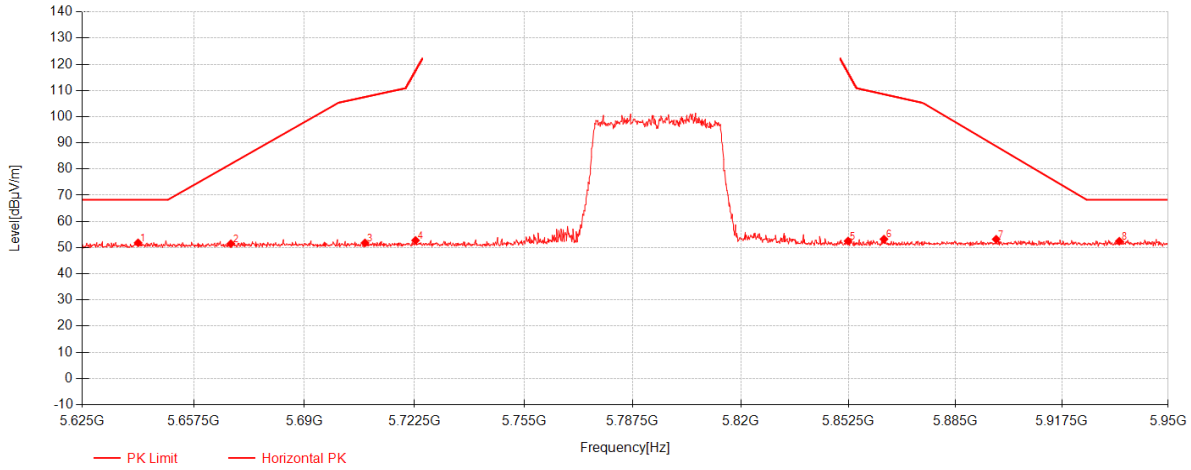

Data List								
NO.	Frequency [MHz]	Reading [dBµV]	AF [dB/m]	Factor [dB]	Level [dBµV/m]	Limit [dBµV/m]	Margin [dB]	Polarity
1	5641.25	37.93	32.63	-18.72	51.83	68.30	16.47	Horizontal
2	5668.3875	37.57	32.63	-18.73	51.48	81.94	30.46	Horizontal
3	5707.875	37.91	32.64	-18.75	51.80	107.51	55.71	Horizontal
4	5722.825	38.89	32.64	-18.80	52.74	117.34	64.60	Horizontal
5	5852.3375	38.71	32.67	-18.88	52.50	116.97	64.47	Horizontal
6	5863.225	39.40	32.67	-18.85	53.23	108.59	55.36	Horizontal
7	5897.35	39.27	32.68	-18.75	53.20	88.72	35.52	Horizontal
8	5935.05	38.57	32.69	-18.81	52.44	68.30	15.86	Horizontal

802.11ax40_Channel 159

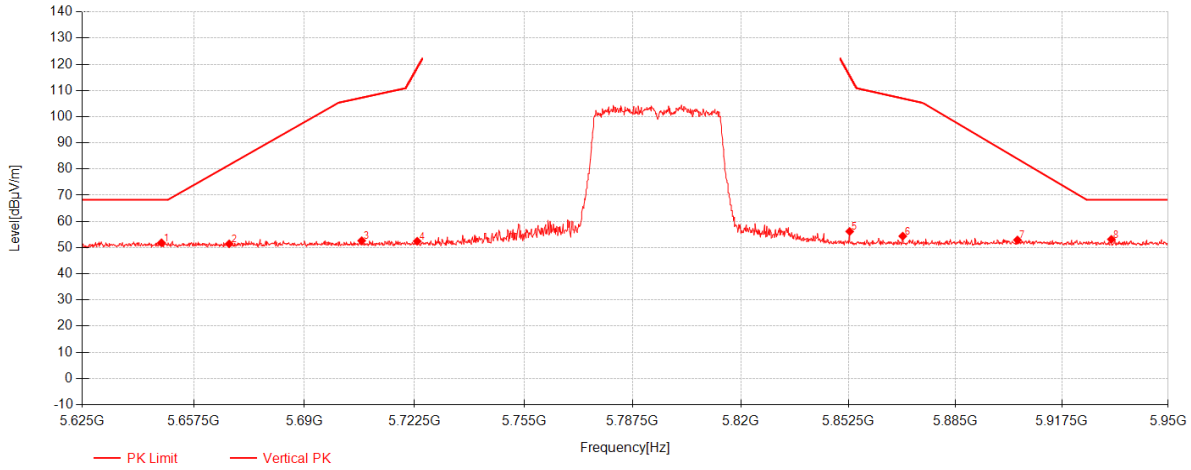

Data List								
NO.	Frequency [MHz]	Reading [dBµV]	AF [dB/m]	Factor [dB]	Level [dBµV/m]	Limit [dBµV/m]	Margin [dB]	Polarity
1	5648.075	37.95	32.63	-18.72	51.85	68.30	16.45	Vertical
2	5667.9	37.53	32.63	-18.73	51.44	81.58	30.14	Vertical
3	5706.9	38.75	32.64	-18.75	52.64	107.23	54.59	Vertical
4	5723.3125	38.60	32.64	-18.80	52.44	118.45	66.01	Vertical
5	5852.825	42.37	32.67	-18.88	56.16	115.86	59.70	Vertical
6	5868.9125	40.53	32.67	-18.83	54.37	107.00	52.63	Vertical
7	5903.85	38.98	32.68	-18.75	52.91	83.91	31.00	Vertical
8	5932.6125	39.28	32.69	-18.81	53.16	68.30	15.14	Vertical

802.11ax80_Channel 42

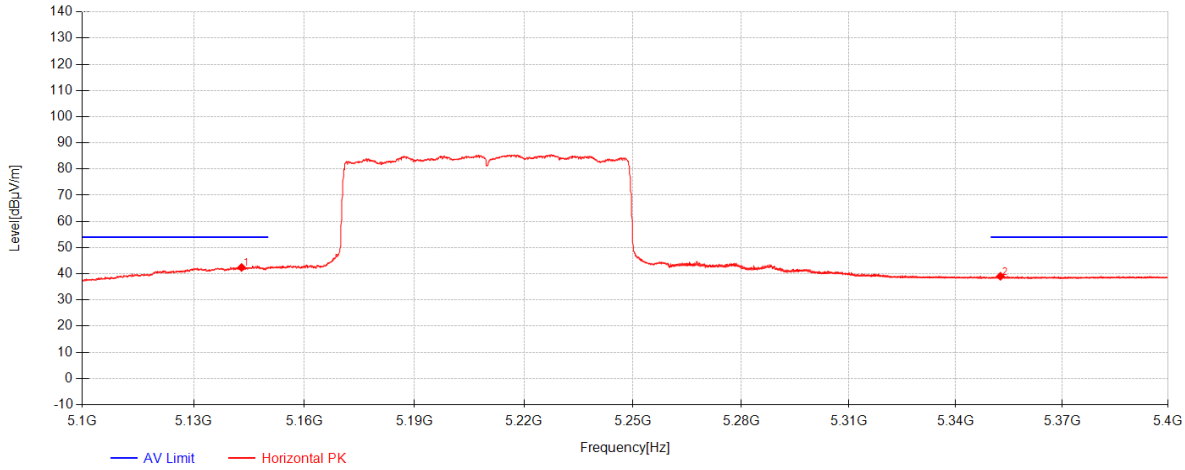

Data List								
NO.	Frequency [MHz]	Reading [dBµV]	AF [dB/m]	Factor [dB]	Level [dBµV/m]	Limit [dBµV/m]	Margin [dB]	Polarity
1	5142.9333	29.83	31.74	-19.16	42.42	54.00	11.58	Horizontal
2	5352.5925	25.72	32.25	-18.91	39.06	54.00	14.94	Horizontal

802.11ax80_Channel 42

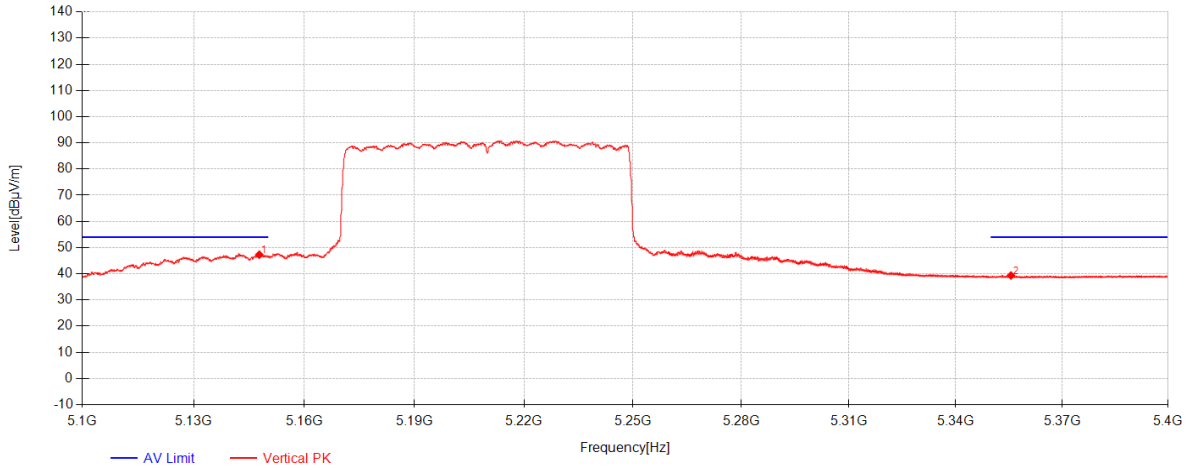

Data List								
NO.	Frequency [MHz]	Reading [dBµV]	AF [dB/m]	Factor [dB]	Level [dBµV/m]	Limit [dBµV/m]	Margin [dB]	Polarity
1	5147.7333	34.68	31.75	-19.15	47.29	54.00	6.71	Vertical
2	5355.55	26.01	32.25	-18.91	39.35	54.00	14.65	Vertical

802.11ax80_Channel 42

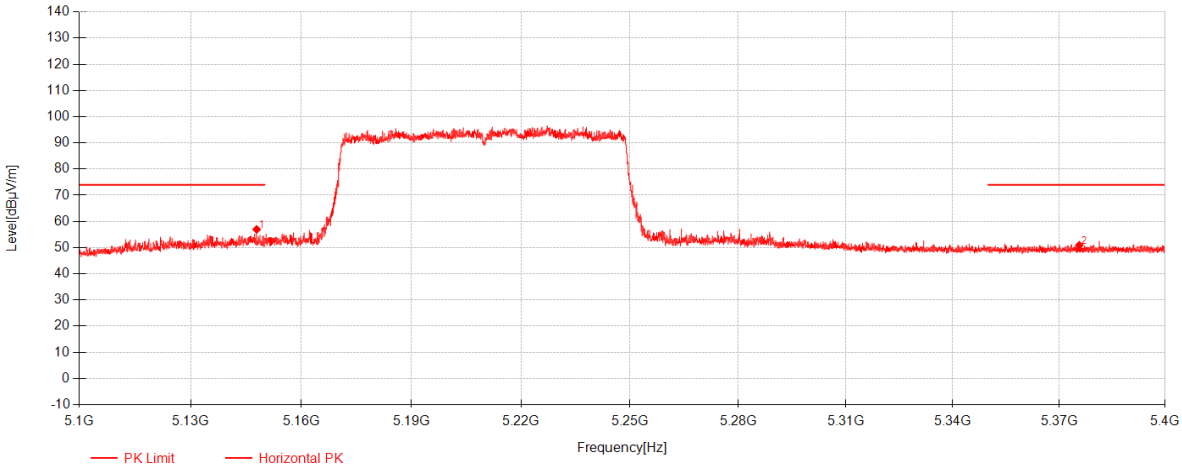

Data List								
NO.	Frequency [MHz]	Reading [dBµV]	AF [dB/m]	Factor [dB]	Level [dBµV/m]	Limit [dBµV/m]	Margin [dB]	Polarity
1	5147.84	44.35	31.75	-19.15	56.96	74.00	17.04	Horizontal
2	5375.71	37.56	32.30	-18.96	50.90	74.00	23.10	Horizontal

802.11ax80_Channel 42

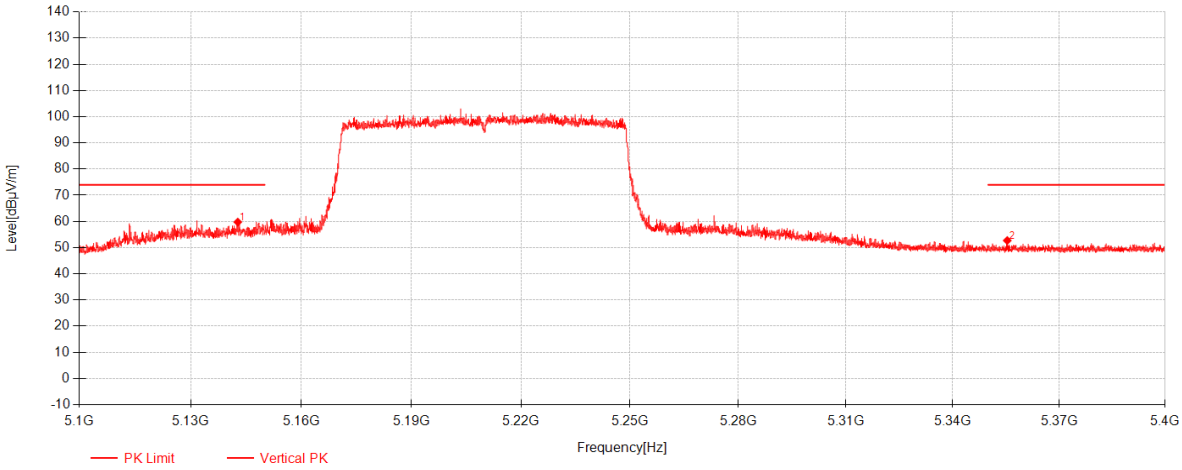

Data List								
NO.	Frequency [MHz]	Reading [dBµV]	AF [dB/m]	Factor [dB]	Level [dBµV/m]	Limit [dBµV/m]	Margin [dB]	Polarity
1	5142.72	47.17	31.74	-19.16	59.76	74.00	14.24	Vertical
2	5355.3575	39.36	32.25	-18.91	52.70	74.00	21.30	Vertical

802.11ax80_Channel 58

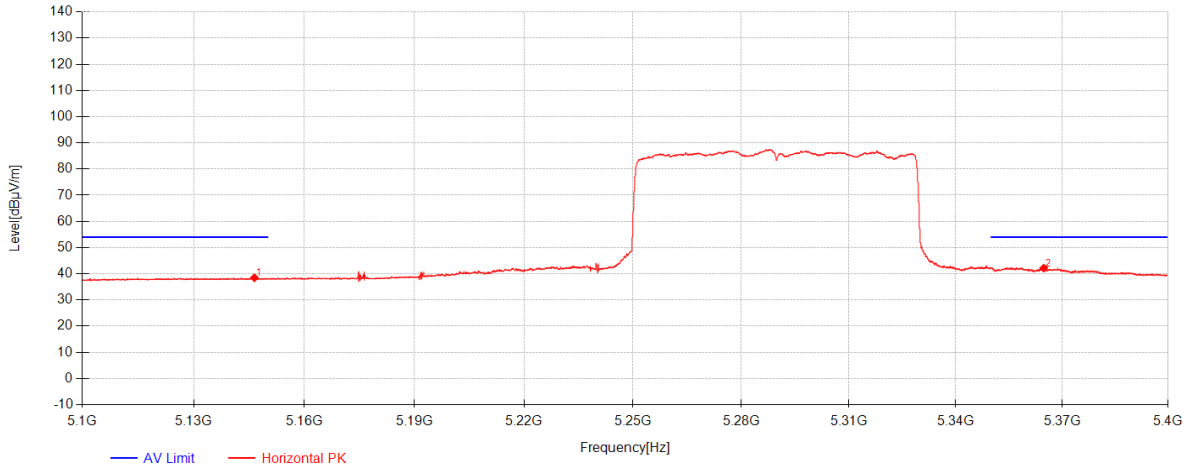

Data List								
NO.	Frequency [MHz]	Reading [dBµV]	AF [dB/m]	Factor [dB]	Level [dBµV/m]	Limit [dBµV/m]	Margin [dB]	Polarity
1	5146.4	25.88	31.75	-19.15	38.48	54.00	15.52	Horizontal
2	5364.8	28.83	32.28	-18.94	42.17	54.00	11.83	Horizontal

802.11ax80_Channel 58

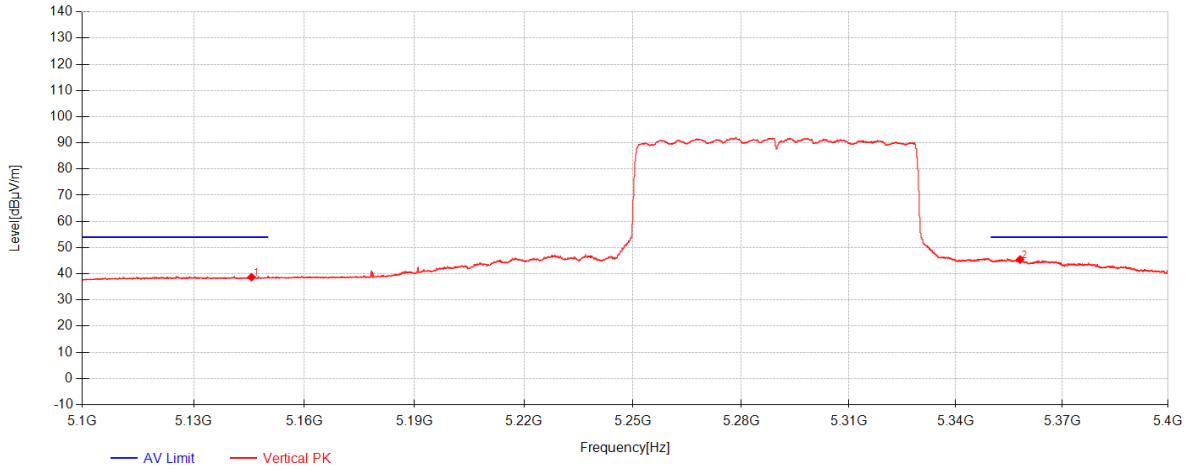

Data List								
NO.	Frequency [MHz]	Reading [dBµV]	AF [dB/m]	Factor [dB]	Level [dBµV/m]	Limit [dBµV/m]	Margin [dB]	Polarity
1	5145.65	26.11	31.75	-19.15	38.71	54.00	15.29	Vertical
2	5358.125	32.11	32.26	-18.92	45.45	54.00	8.55	Vertical

802.11ax80_Channel 58

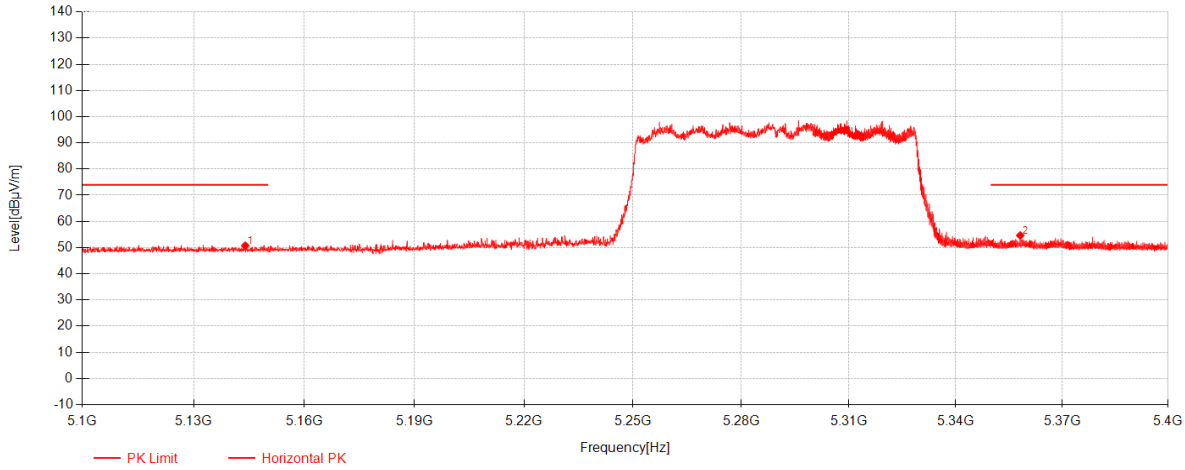

Data List								
NO.	Frequency [MHz]	Reading [dBμV]	AF [dB/m]	Factor [dB]	Level [dBμV/m]	Limit [dBμV/m]	Margin [dB]	Polarity
1	5143.9333	38.17	31.75	-19.15	50.76	74.00	23.24	Horizontal
2	5358.175	41.30	32.26	-18.92	54.64	74.00	19.36	Horizontal

802.11ax80_Channel 58

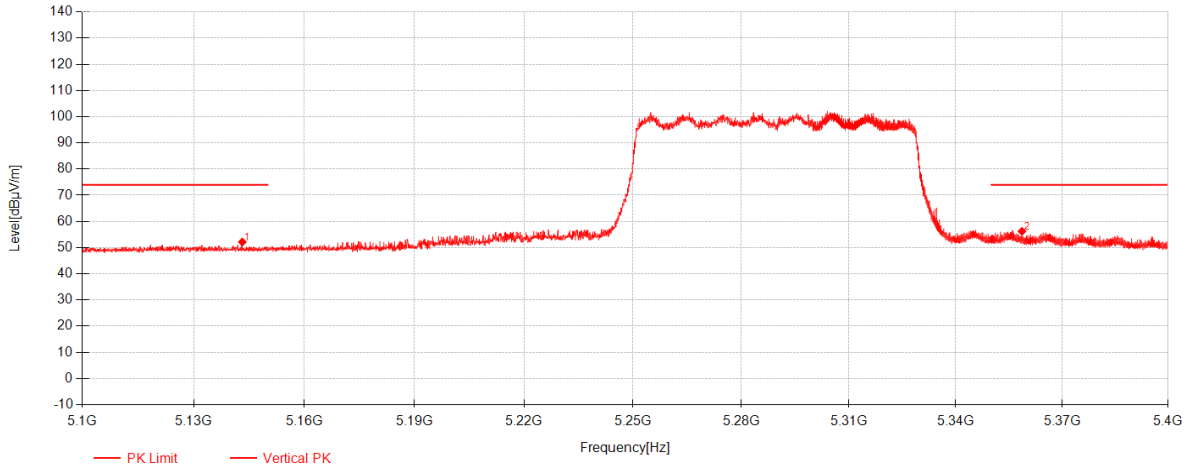

Data List								
NO.	Frequency [MHz]	Reading [dBµV]	AF [dB/m]	Factor [dB]	Level [dBµV/m]	Limit [dBµV/m]	Margin [dB]	Polarity
1	5143.1333	39.55	31.74	-19.16	52.14	74.00	21.86	Vertical
2	5358.65	42.87	32.26	-18.92	56.21	74.00	17.79	Vertical

802.11ax80_Channel 106

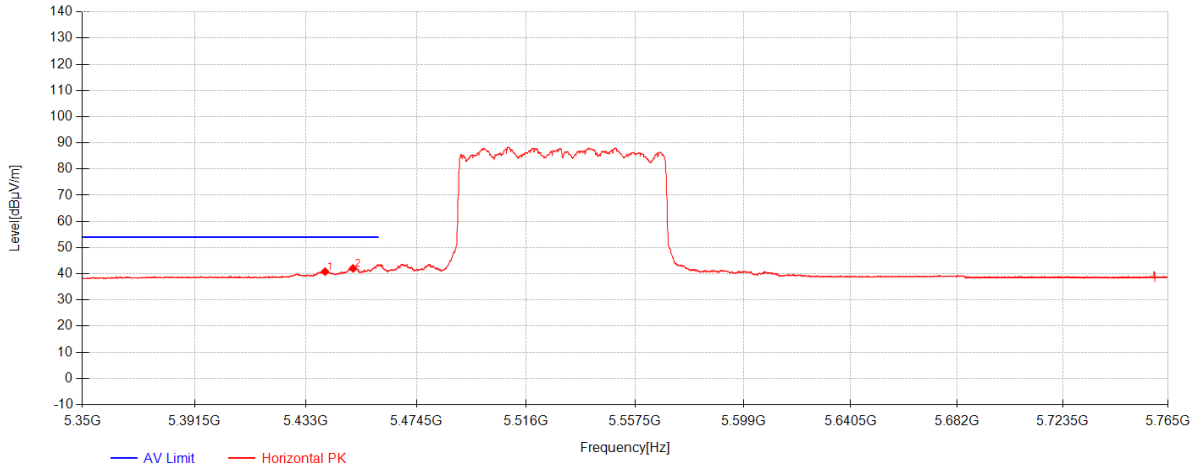

Data List								
NO.	Frequency [MHz]	Reading [dBµV]	AF [dB/m]	Factor [dB]	Level [dBµV/m]	Limit [dBµV/m]	Margin [dB]	Polarity
1	5440.115	27.45	32.46	-19.08	40.82	54.00	13.18	Horizontal
2	5450.6117	28.68	32.48	-19.10	42.06	54.00	11.94	Horizontal

802.11ax80_Channel 106

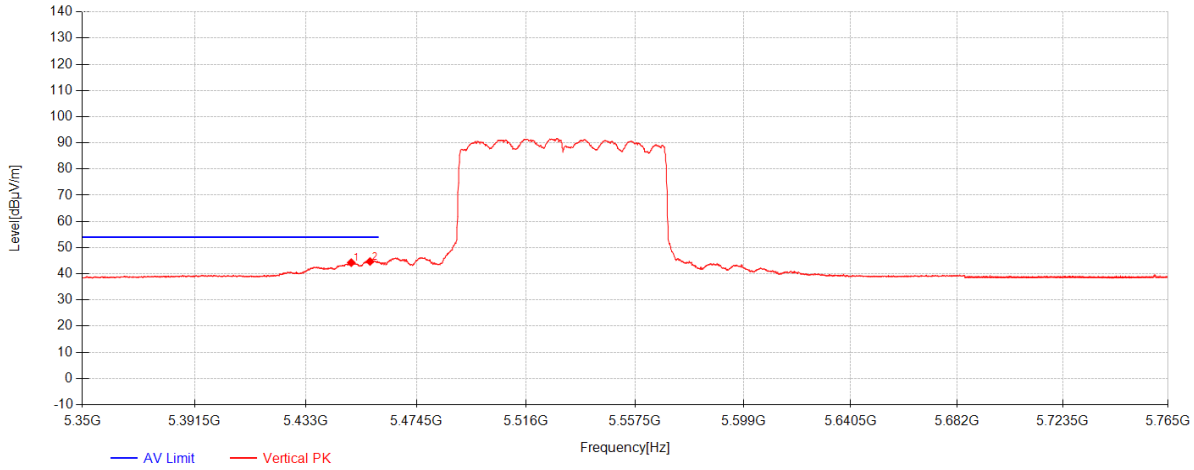

Data List								
NO.	Frequency [MHz]	Reading [dBµV]	AF [dB/m]	Factor [dB]	Level [dBµV/m]	Limit [dBµV/m]	Margin [dB]	Polarity
1	5449.9417	30.87	32.48	-19.10	44.25	54.00	9.75	Vertical
2	5456.9767	31.29	32.50	-19.11	44.68	54.00	9.32	Vertical

802.11ax80_Channel 106

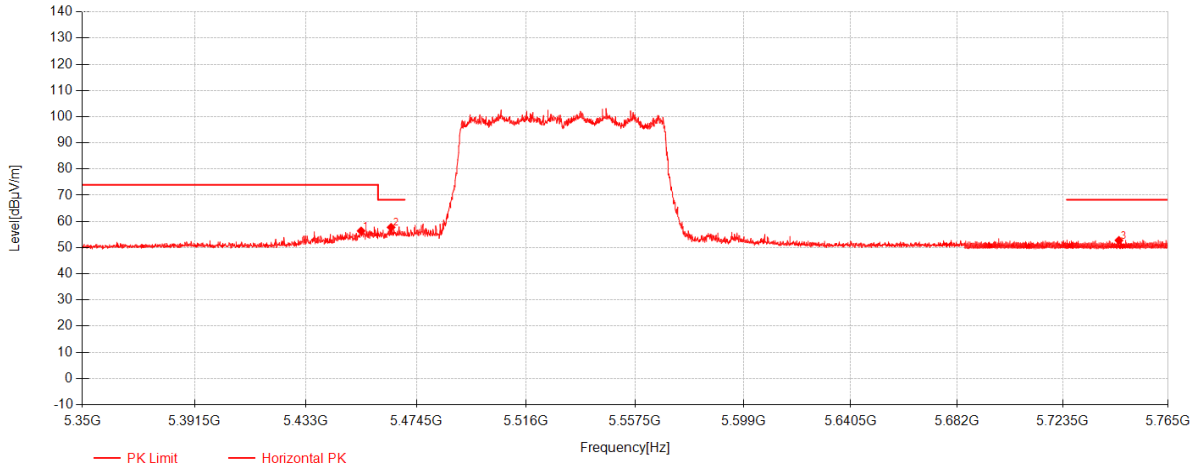

Data List								
NO.	Frequency [MHz]	Reading [dBµV]	AF [dB/m]	Factor [dB]	Level [dBµV/m]	Limit [dBµV/m]	Margin [dB]	Polarity
1	5453.6267	43.00	32.49	-19.11	56.38	74.00	17.62	Horizontal
2	5464.905	44.35	32.52	-19.12	57.74	68.30	10.56	Horizontal
3	5745.59	38.99	32.65	-18.87	52.77	68.30	15.53	Horizontal

802.11ax80_Channel 106

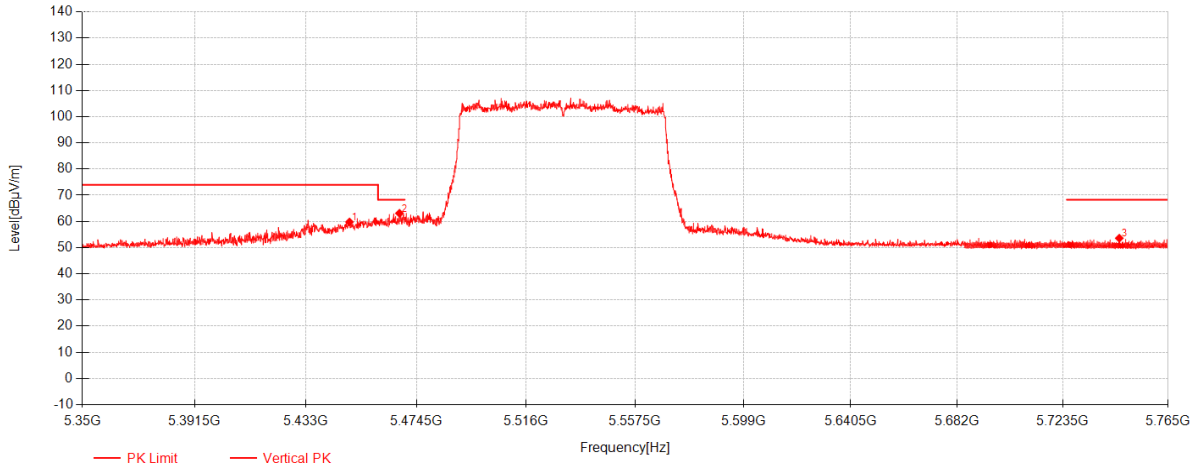

Data List								
NO.	Frequency [MHz]	Reading [dBµV]	AF [dB/m]	Factor [dB]	Level [dBµV/m]	Limit [dBµV/m]	Margin [dB]	Polarity
1	5449.2717	46.43	32.48	-19.10	59.81	74.00	14.19	Vertical
2	5468.0317	49.72	32.52	-19.13	63.11	68.30	5.19	Vertical
3	5745.74	39.81	32.65	-18.87	53.59	68.30	14.71	Vertical

802.11ax80_Channel 122

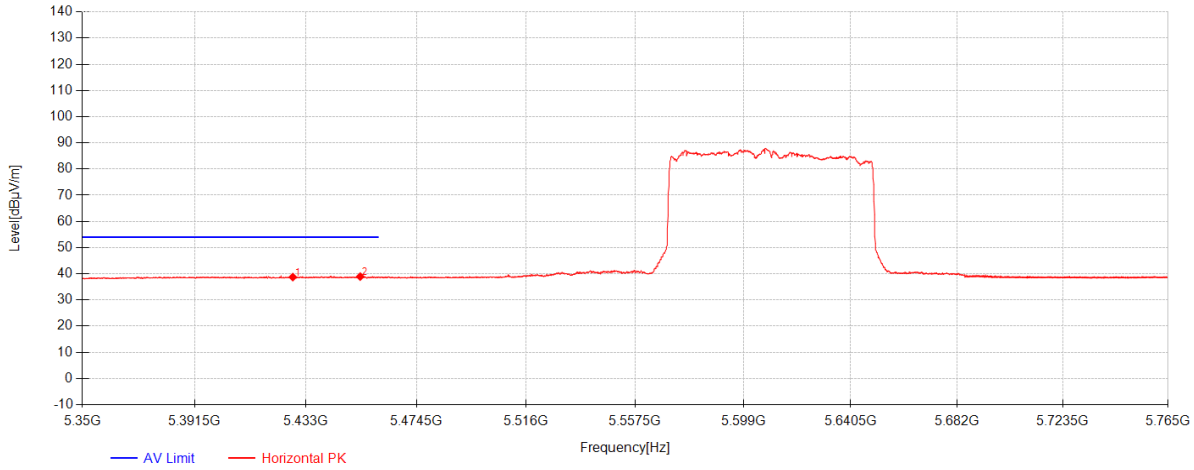

Data List								
NO.	Frequency [MHz]	Reading [dBµV]	AF [dB/m]	Factor [dB]	Level [dBµV/m]	Limit [dBµV/m]	Margin [dB]	Polarity
1	5428.055	25.37	32.43	-19.06	38.73	54.00	15.27	Horizontal
2	5453.2917	25.55	32.49	-19.11	38.93	54.00	15.07	Horizontal

802.11ax80_Channel 122

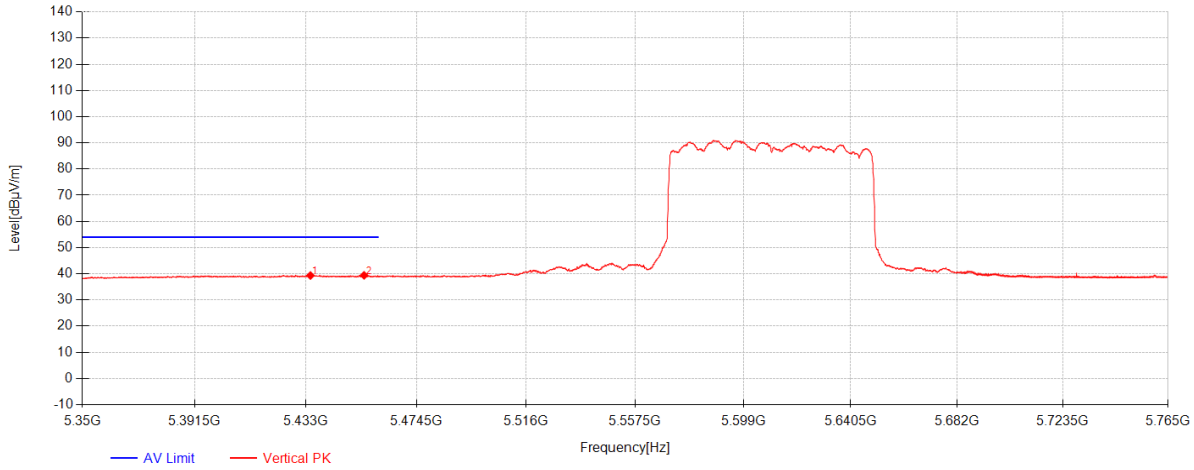

Data List								
NO.	Frequency [MHz]	Reading [dBµV]	AF [dB/m]	Factor [dB]	Level [dBµV/m]	Limit [dBµV/m]	Margin [dB]	Polarity
1	5434.6433	25.97	32.44	-19.08	39.34	54.00	14.66	Vertical
2	5454.7433	26.03	32.49	-19.11	39.41	54.00	14.59	Vertical

802.11ax80_Channel 122

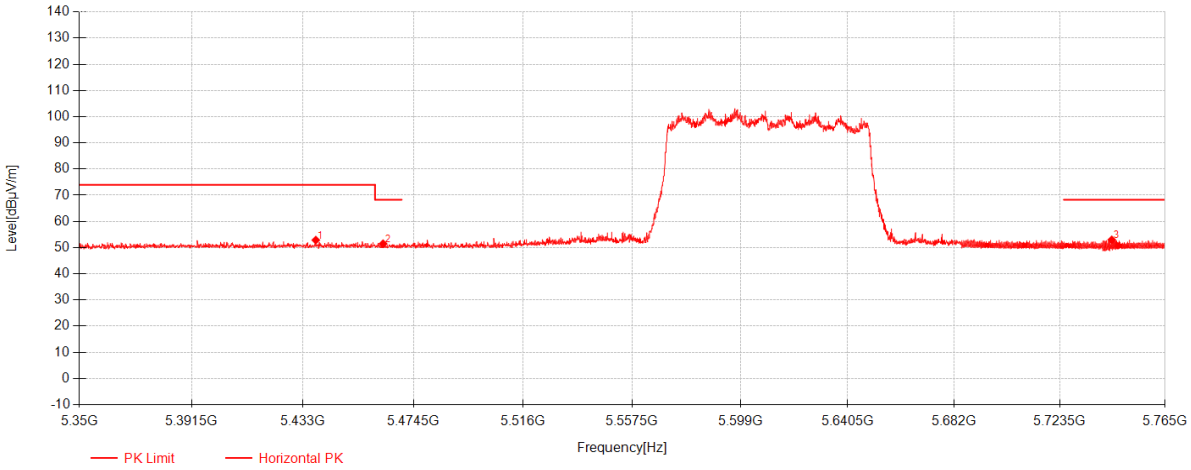

Data List								
NO.	Frequency [MHz]	Reading [dBµV]	AF [dB/m]	Factor [dB]	Level [dBµV/m]	Limit [dBµV/m]	Margin [dB]	Polarity
1	5437.77	39.49	32.45	-19.08	52.86	74.00	21.14	Horizontal
2	5463.0067	38.09	32.51	-19.12	51.48	68.30	16.82	Horizontal
3	5743.94	39.15	32.65	-18.86	52.94	68.30	15.36	Horizontal

802.11ax80_Channel 122

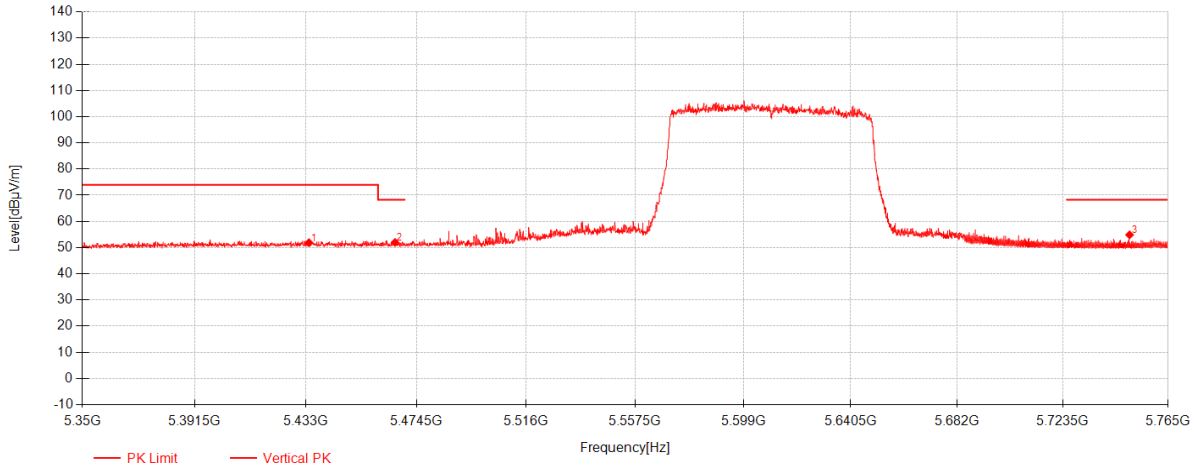

Data List								
NO.	Frequency [MHz]	Reading [dBµV]	AF [dB/m]	Factor [dB]	Level [dBµV/m]	Limit [dBµV/m]	Margin [dB]	Polarity
1	5434.085	38.51	32.44	-19.07	51.88	74.00	22.12	Vertical
2	5466.3567	38.59	32.52	-19.13	51.98	68.30	16.32	Vertical
3	5749.8	41.10	32.65	-18.88	54.87	68.30	13.43	Vertical

802.11ax80_Channel 155

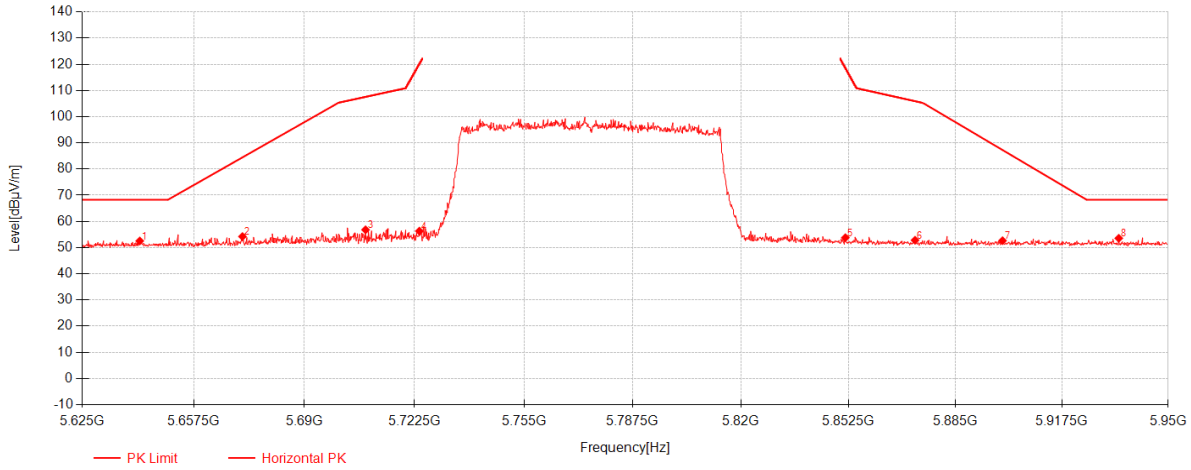

Data List								
NO.	Frequency [MHz]	Reading [dBµV]	AF [dB/m]	Factor [dB]	Level [dBµV/m]	Limit [dBµV/m]	Margin [dB]	Polarity
1	5641.7375	38.64	32.63	-18.72	52.54	68.30	15.76	Horizontal
2	5671.8	40.33	32.63	-18.73	54.24	84.47	30.23	Horizontal
3	5708.0375	42.91	32.64	-18.75	56.80	107.55	50.75	Horizontal
4	5723.9625	42.46	32.64	-18.80	56.30	119.94	63.64	Horizontal
5	5851.525	39.99	32.67	-18.88	53.78	118.82	65.04	Horizontal
6	5872.65	38.97	32.67	-18.82	52.83	105.96	53.13	Horizontal
7	5899.3	38.70	32.68	-18.74	52.64	87.28	34.64	Horizontal
8	5934.8875	39.70	32.69	-18.81	53.57	68.30	14.73	Horizontal

802.11ax80_Channel 155

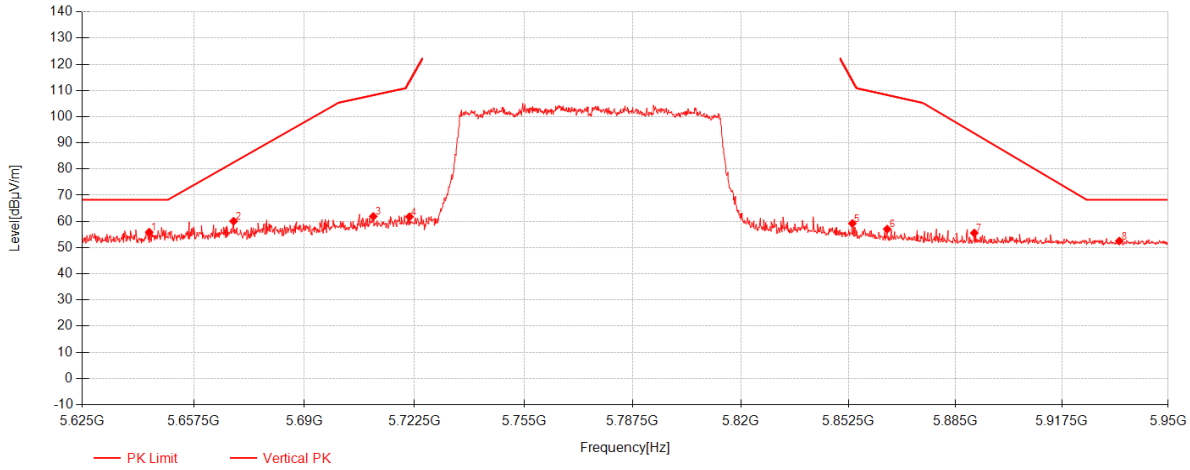

Data List								
NO.	Frequency [MHz]	Reading [dBµV]	AF [dB/m]	Factor [dB]	Level [dBµV/m]	Limit [dBµV/m]	Margin [dB]	Polarity
1	5644.5	42.00	32.63	-18.72	55.90	68.30	12.40	Vertical
2	5669.2	46.16	32.63	-18.73	60.07	82.55	22.48	Vertical
3	5710.3125	48.03	32.64	-18.76	61.91	108.19	46.28	Vertical
4	5721.0375	47.93	32.64	-18.79	61.78	113.27	51.49	Vertical
5	5853.6375	45.45	32.67	-18.87	59.25	114.01	54.76	Vertical
6	5864.2	43.24	32.67	-18.84	57.07	108.32	51.25	Vertical
7	5890.6875	41.68	32.68	-18.77	55.59	93.66	38.07	Vertical
8	5935.05	38.65	32.69	-18.81	52.52	68.30	15.78	Vertical

802.11ac160_Channel 50

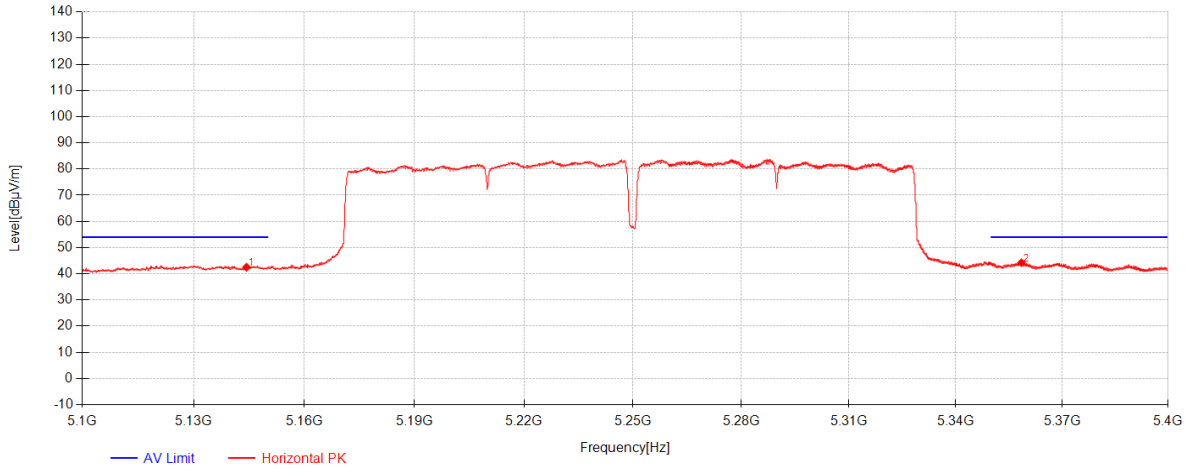

Data List								
NO.	Frequency [MHz]	Reading [dBµV]	AF [dB/m]	Factor [dB]	Level [dBµV/m]	Limit [dBµV/m]	Margin [dB]	Polarity
1	5144.2667	29.91	31.75	-19.15	42.50	54.00	11.50	Horizontal
2	5358.5075	30.86	32.26	-18.92	44.20	54.00	9.80	Horizontal

802.11ac160_Channel 50

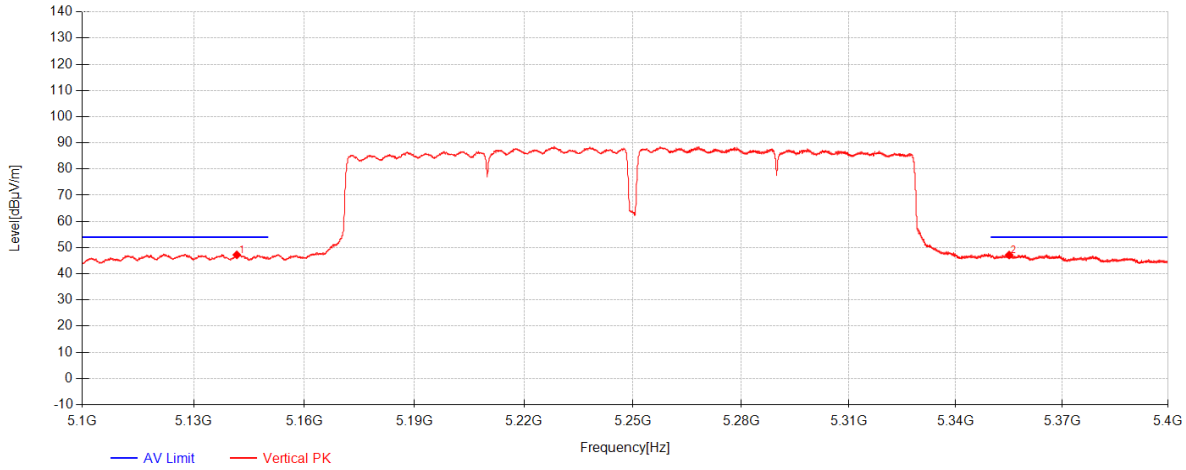

Data List								
NO.	Frequency [MHz]	Reading [dBµV]	AF [dB/m]	Factor [dB]	Level [dBµV/m]	Limit [dBµV/m]	Margin [dB]	Polarity
1	5141.6533	34.64	31.74	-19.16	47.22	54.00	6.78	Vertical
2	5355.0425	33.84	32.25	-18.91	47.18	54.00	6.82	Vertical

802.11ac160_Channel 50

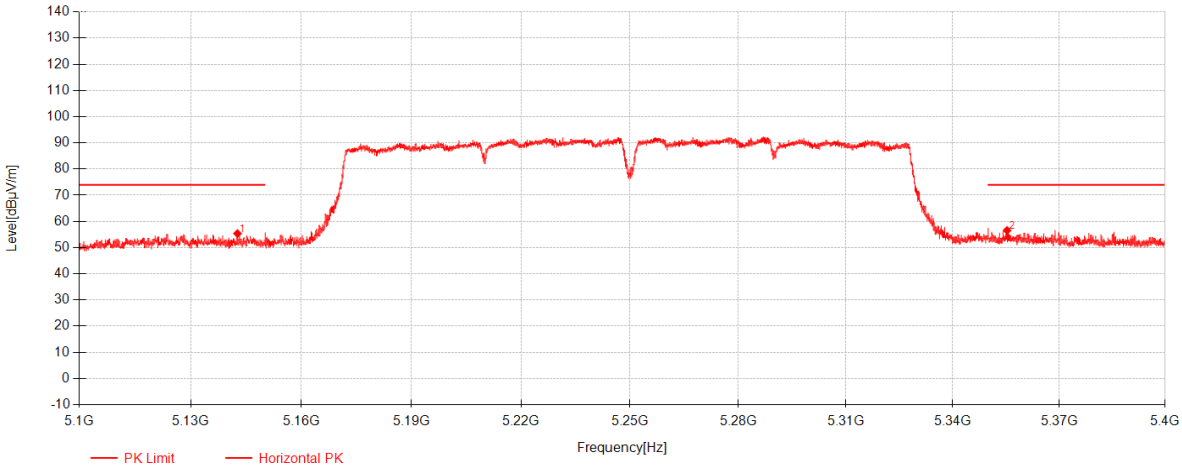

Data List								
NO.	Frequency [MHz]	Reading [dBµV]	AF [dB/m]	Factor [dB]	Level [dBµV/m]	Limit [dBµV/m]	Margin [dB]	Polarity
1	5142.64	42.80	31.74	-19.16	55.38	74.00	18.62	Horizontal
2	5355.305	43.22	32.25	-18.91	56.56	74.00	17.44	Horizontal

802.11ac160_Channel 50

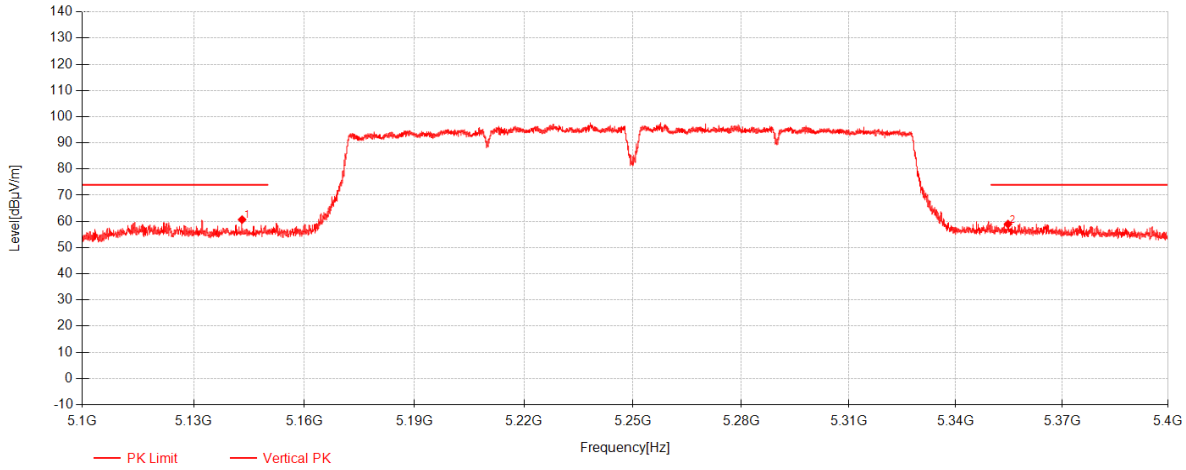

Data List								
NO.	Frequency [MHz]	Reading [dBµV]	AF [dB/m]	Factor [dB]	Level [dBµV/m]	Limit [dBµV/m]	Margin [dB]	Polarity
1	5143.08	48.09	31.74	-19.16	60.68	74.00	13.32	Vertical
2	5354.7275	45.64	32.25	-18.91	58.98	74.00	15.02	Vertical

802.11ac160_Channel 114

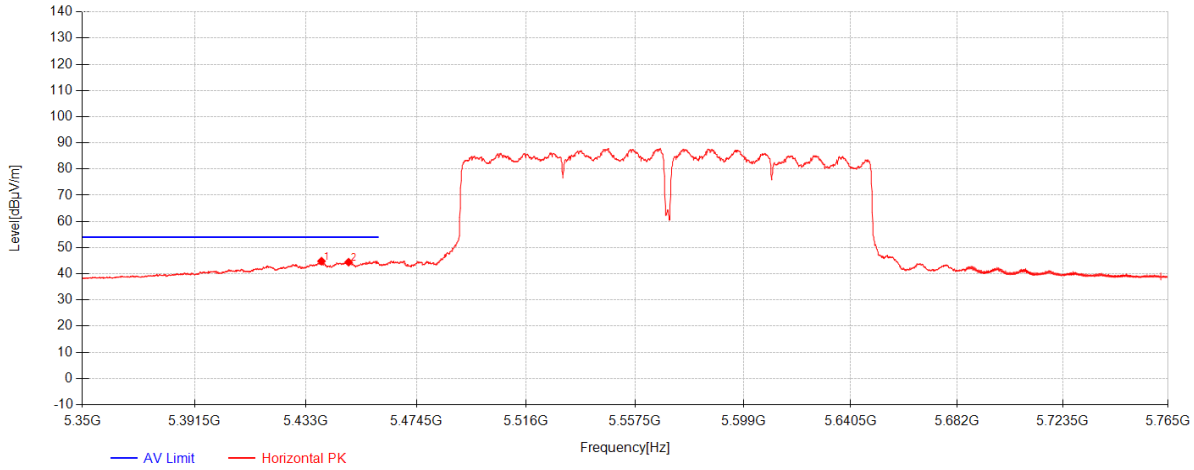

Data List								
NO.	Frequency [MHz]	Reading [dBµV]	AF [dB/m]	Factor [dB]	Level [dBµV/m]	Limit [dBµV/m]	Margin [dB]	Polarity
1	5438.775	31.44	32.45	-19.08	44.81	54.00	9.19	Horizontal
2	5448.9367	31.05	32.48	-19.10	44.43	54.00	9.57	Horizontal

802.11ac160_Channel 114

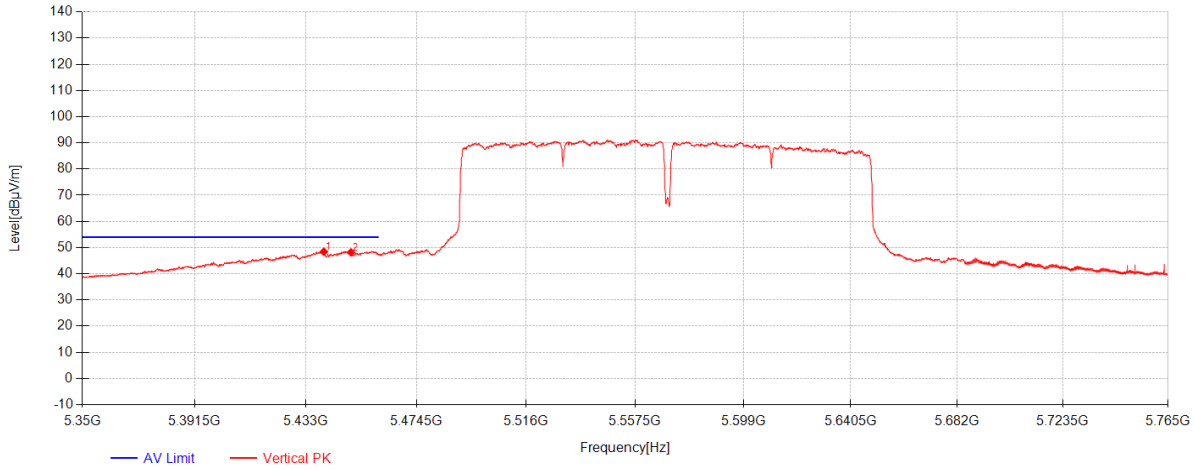

Data List								
NO.	Frequency [MHz]	Reading [dBµV]	AF [dB/m]	Factor [dB]	Level [dBµV/m]	Limit [dBµV/m]	Margin [dB]	Polarity
1	5439.6683	35.07	32.46	-19.08	48.44	54.00	5.56	Vertical
2	5449.83	34.79	32.48	-19.10	48.17	54.00	5.83	Vertical

802.11ac160_Channel 114

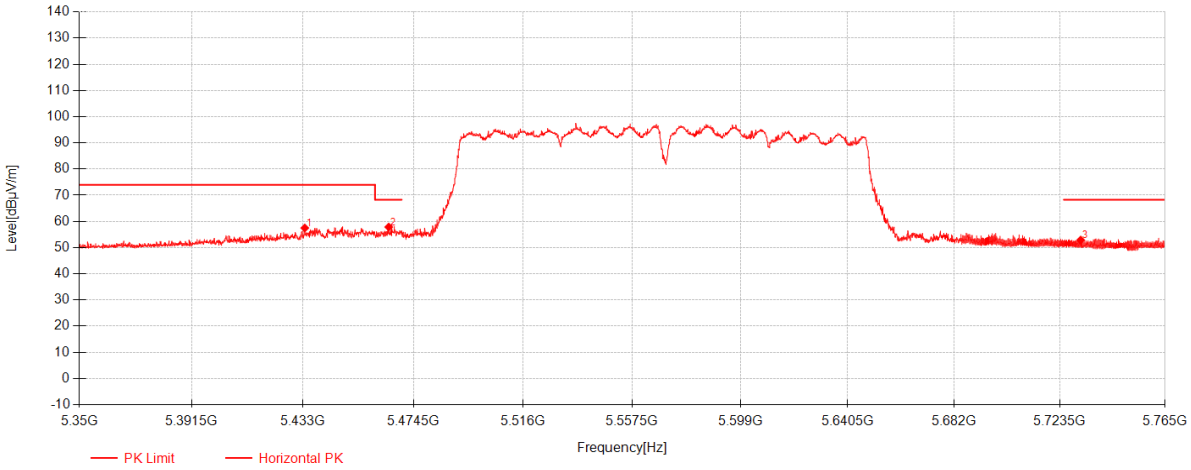

Data List								
NO.	Frequency [MHz]	Reading [dBµV]	AF [dB/m]	Factor [dB]	Level [dBµV/m]	Limit [dBµV/m]	Margin [dB]	Polarity
1	5433.6383	44.13	32.44	-19.07	57.50	74.00	16.50	Horizontal
2	5465.1283	44.46	32.52	-19.12	57.85	68.30	10.45	Horizontal
3	5731.67	39.07	32.65	-18.83	52.89	68.30	15.41	Horizontal

802.11ac160_Channel 114

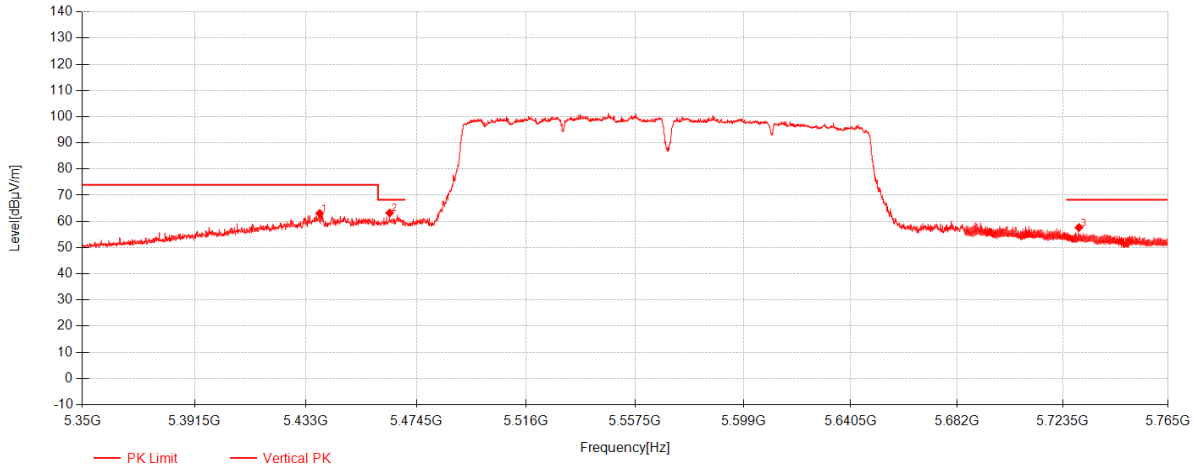

Data List								
NO.	Frequency [MHz]	Reading [dBµV]	AF [dB/m]	Factor [dB]	Level [dBµV/m]	Limit [dBµV/m]	Margin [dB]	Polarity
1	5438.105	49.73	32.45	-19.08	63.10	74.00	10.90	Vertical
2	5464.3467	49.85	32.51	-19.12	63.24	68.30	5.06	Vertical
3	5729.81	43.84	32.65	-18.82	57.67	68.30	10.63	Vertical

802.11ax160_Channel 50

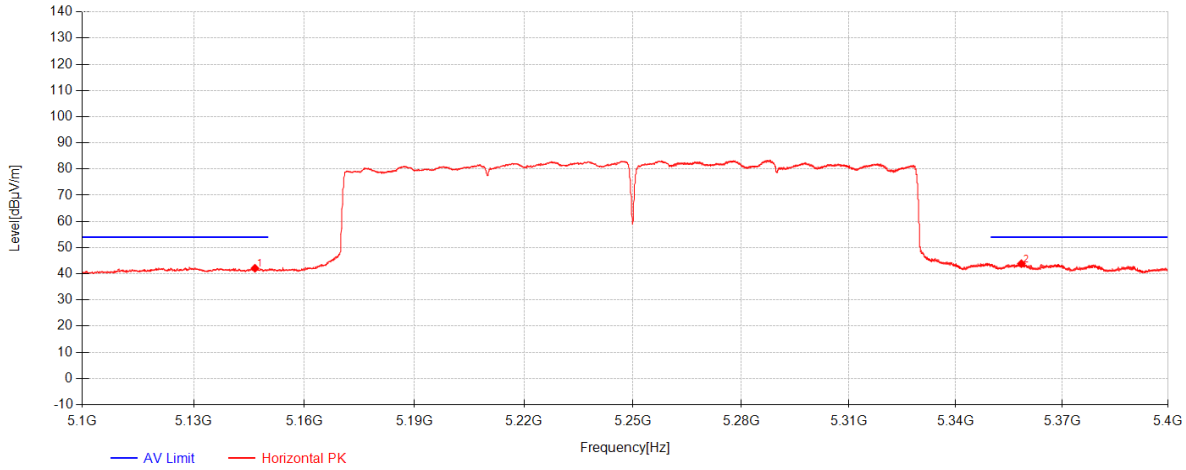

Data List								
NO.	Frequency [MHz]	Reading [dBµV]	AF [dB/m]	Factor [dB]	Level [dBµV/m]	Limit [dBµV/m]	Margin [dB]	Polarity
1	5146.56	29.50	31.75	-19.15	42.10	54.00	11.90	Horizontal
2	5358.49	30.52	32.26	-18.92	43.86	54.00	10.14	Horizontal

802.11ax160_Channel 50

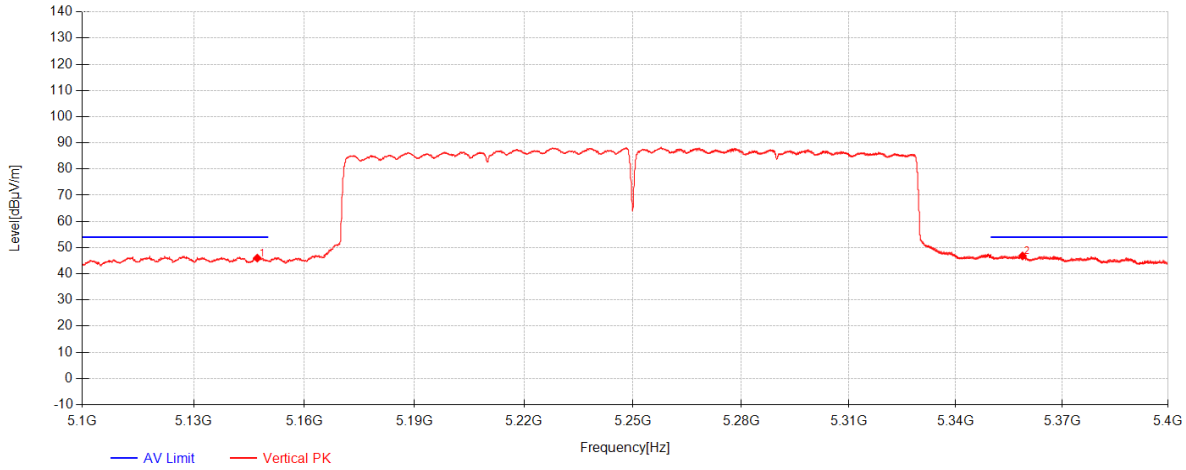

Data List								
NO.	Frequency [MHz]	Reading [dBµV]	AF [dB/m]	Factor [dB]	Level [dBµV/m]	Limit [dBµV/m]	Margin [dB]	Polarity
1	5147.2	33.38	31.75	-19.15	45.99	54.00	8.01	Vertical
2	5358.8225	33.47	32.26	-18.92	46.81	54.00	7.19	Vertical

802.11ax160_Channel 50

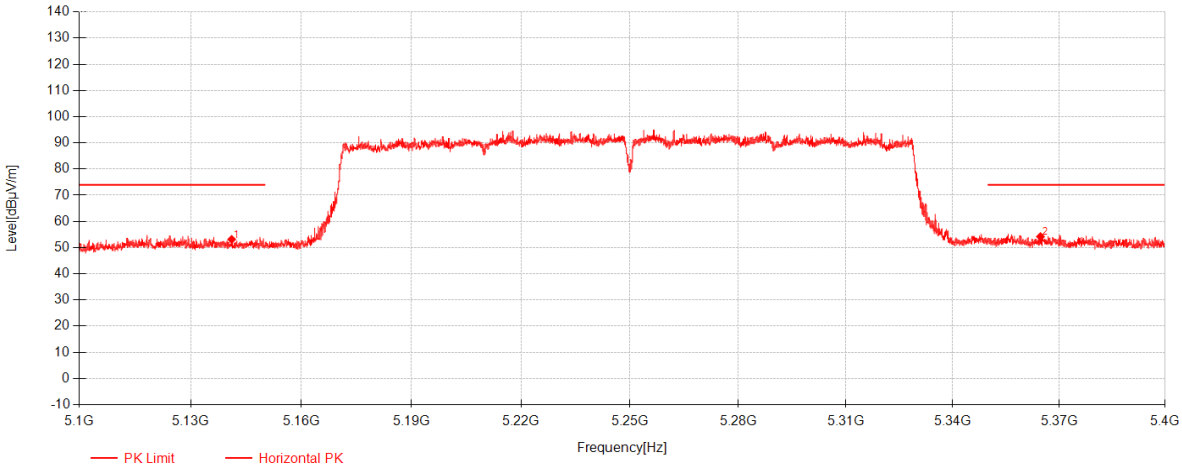

Data List								
NO.	Frequency [MHz]	Reading [dBµV]	AF [dB/m]	Factor [dB]	Level [dBµV/m]	Limit [dBµV/m]	Margin [dB]	Polarity
1	5141.08	40.57	31.74	-19.16	53.15	74.00	20.85	Horizontal
2	5364.72	40.88	32.28	-18.94	54.22	74.00	19.78	Horizontal

802.11ax160_Channel 50

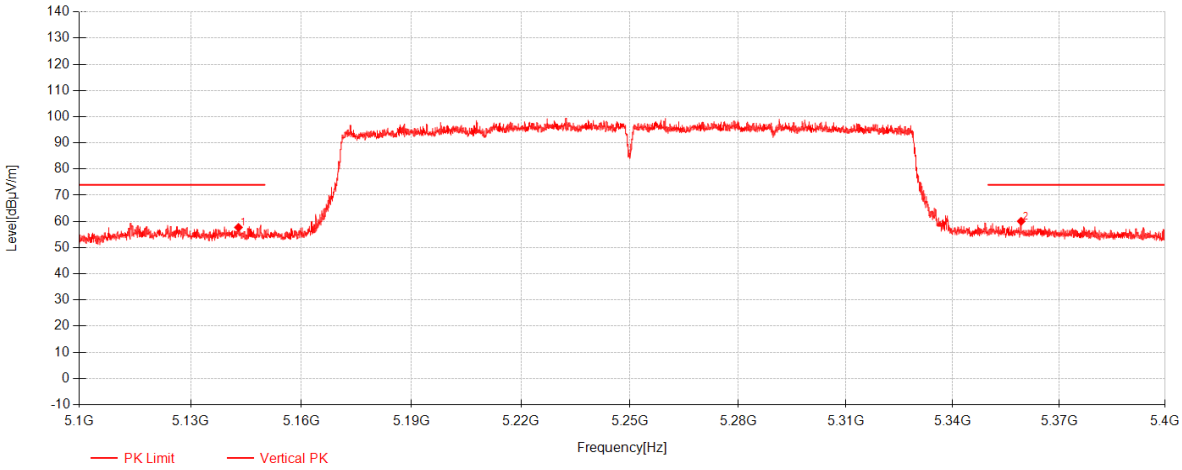

Data List								
NO.	Frequency [MHz]	Reading [dBµV]	AF [dB/m]	Factor [dB]	Level [dBµV/m]	Limit [dBµV/m]	Margin [dB]	Polarity
1	5142.9	45.13	31.74	-19.16	57.72	74.00	16.28	Vertical
2	5359.2775	46.71	32.26	-18.92	60.05	74.00	13.95	Vertical

802.11ax160_Channel 114

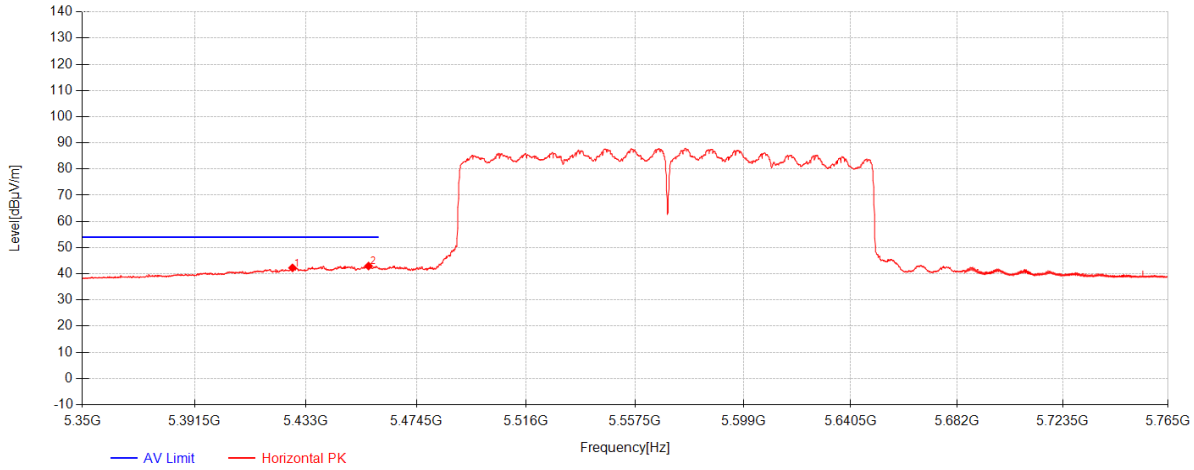

Data List								
NO.	Frequency [MHz]	Reading [dBµV]	AF [dB/m]	Factor [dB]	Level [dBµV/m]	Limit [dBµV/m]	Margin [dB]	Polarity
1	5427.9433	28.89	32.43	-19.06	42.25	54.00	11.75	Horizontal
2	5456.4183	29.57	32.50	-19.11	42.96	54.00	11.04	Horizontal

802.11ax160_Channel 114

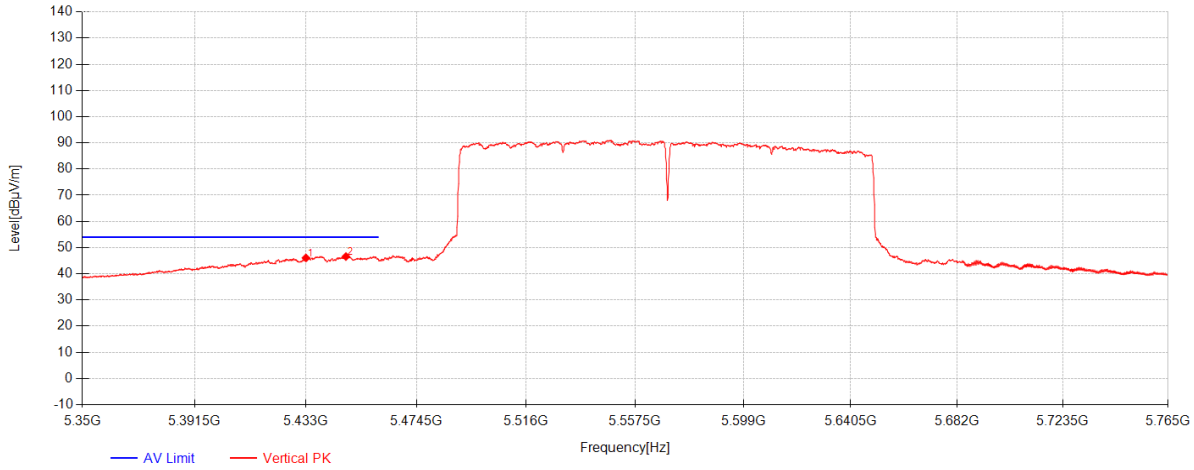

Data List								
NO.	Frequency [MHz]	Reading [dBµV]	AF [dB/m]	Factor [dB]	Level [dBµV/m]	Limit [dBµV/m]	Margin [dB]	Polarity
1	5432.9683	32.69	32.44	-19.07	46.06	54.00	7.94	Vertical
2	5447.9317	33.21	32.48	-19.10	46.59	54.00	7.41	Vertical

802.11ax160_Channel 114

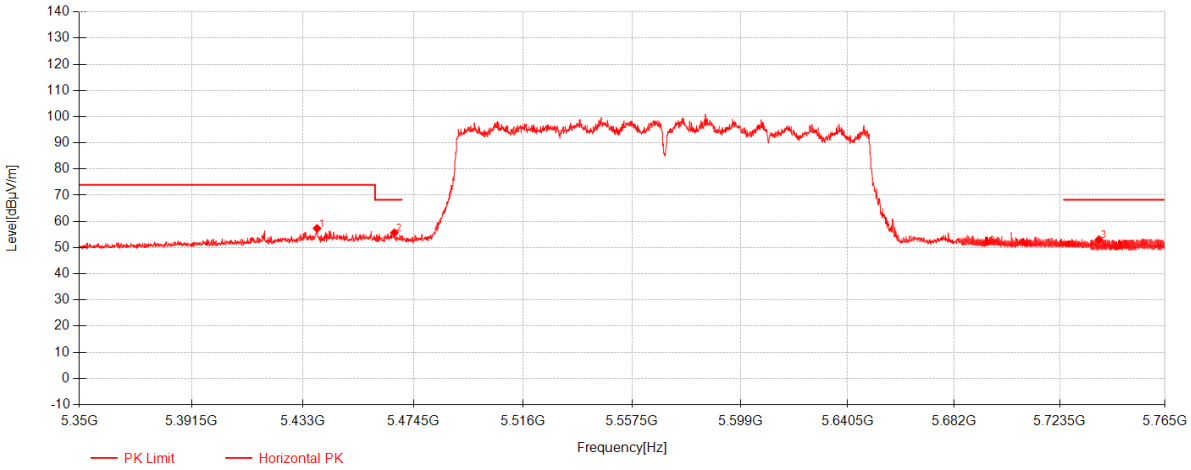

Data List								
NO.	Frequency [MHz]	Reading [dBµV]	AF [dB/m]	Factor [dB]	Level [dBµV/m]	Limit [dBµV/m]	Margin [dB]	Polarity
1	5438.2167	43.99	32.45	-19.08	57.36	74.00	16.64	Horizontal
2	5467.25	42.26	32.52	-19.13	55.65	68.30	12.65	Horizontal
3	5738.9	39.24	32.65	-18.85	53.04	68.30	15.26	Horizontal

802.11ax160_Channel 114

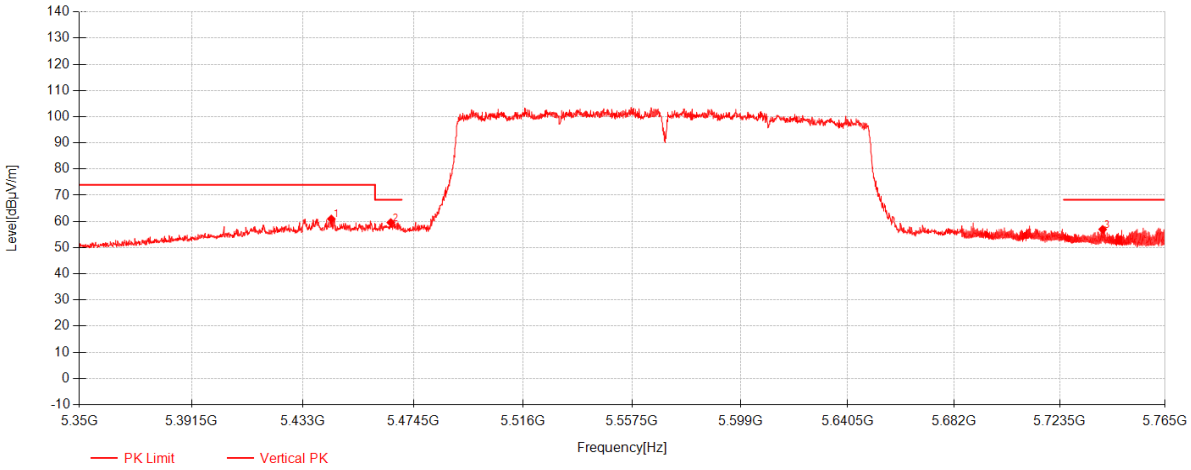

Data List								
NO.	Frequency [MHz]	Reading [dBµV]	AF [dB/m]	Factor [dB]	Level [dBµV/m]	Limit [dBµV/m]	Margin [dB]	Polarity
1	5443.5767	47.57	32.46	-19.09	60.94	74.00	13.06	Vertical
2	5465.91	46.19	32.52	-19.13	59.58	68.30	8.72	Vertical
3	5740.35	43.17	32.65	-18.85	56.97	68.30	11.33	Vertical

7.11 Frequency Stability

Test Requirement 47 CFR Part 15, Subpart E 15.407 (g)
Test Method: ANSI C63.10 (2013) Section 6.8

7.11.1 E.U.T. Operation

Operating Environment:

Temperature: 22 °C Humidity: 48 % RH Atmospheric Pressure: 1010 mbar

7.11.2 Measurement Procedure and Data

Please Refer to Appendix for Details

7.12 Channel Move Time

Test Requirement KDB 905462 D02 Section 5.1
Test Method: KDB 905462 D02 Section 7.8.3

Limit:

Test item	Limit	Applicability	
		Master Device or client with Radar Detection	Client without Radar Detection
Non-occupancy period	Minimum 30 minutes	Yes	Not required
Channel Availability Check Time	60 seconds	Yes	Not required
Channel Move Time	10 seconds See Note 1.	Yes	Yes
Channel Closing Transmission Time	200 milliseconds + an aggregate of 60 milliseconds over remaining 10 second period. See Notes 1 and 2.	Yes	Yes
U-NII Detection Bandwidth	Minimum 100% of the U-NII 99% transmission power bandwidth. See Note 3.	Yes	Not required

Note 1: Channel Move Time and the Channel Closing Transmission Time should be performed with Radar Type 0. The measurement timing begins at the end of the Radar Type 0 burst.

Note 2: The Channel Closing Transmission Time is comprised of 200 milliseconds starting at the beginning of the Channel Move Time plus any additional intermittent control signals required to facilitate a Channel move (an aggregate of 60 milliseconds) during the remainder of the 10 second period. The aggregate duration of control signals will not count quiet periods in between transmissions.

Note 3: During the U-NII Detection Bandwidth detection test, radar type 0 should be used. For each frequency step the minimum percentage of detection is 90 percent. Measurements are performed with no data traffic.

7.12.1 E.U.T. Operation

Operating Environment:

Temperature: 22 °C Humidity: 48 % RH Atmospheric Pressure: 1010 mbar

7.12.2 Test Setup Diagram

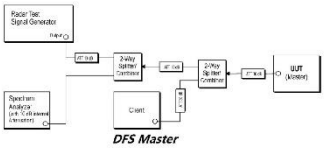

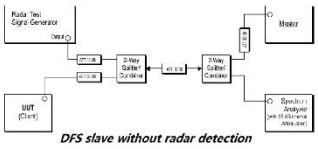

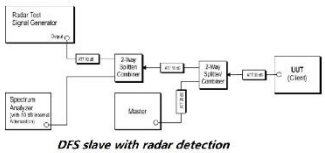

7.12.3 Measurement Procedure and Data

1) The radar pulse generator is setup to provide a pulse at frequency that the master and client are operating. A type 0 radar pulse with a 1us pulse width and a 1428us PRI is used for the testing.

2) The vector signal generator is adjusted to provide the radar burst (18 pulses) at the level of approximately -61dBm at the antenna port of the master device.

3) A trigger is provided from the pulse generator to the DFS monitoring system in order to capture the traffic and the occurrence of the radar pulse.

4) EUT will associate with the master at channel. The file “iperf.exe” specified by the FCC is streamed from the PC 2 through the master and the client device to the PC 1 and played in full motion video using Media Player Classic Ver. 6.4.8.6 in order to properly load the network for the entire period of the test.

5) When radar burst with a level equal to the DFS Detection Threshold +1dB is generated on the operating channel of the U-NII device. At time T0 the radar waveform generator sends a burst of pulse of the radar waveform at Detection Threshold +1dB.

6) Observe the transmissions of the EUT at the end of the radar Burst on the Operating Channel. Measure and record the transmissions from the UUT during the observation time (Channel Move Time). One 15 seconds plot is reported for the Short Pulse Radar Type 0. The plot for the Short Pulse Radar Types start at the end of the radar burst. The Channel Move Time will be calculated based on the zoom in 600ms plot of the Short Pulse Radar Type.

7) Measurement of the aggregate duration of the Channel Closed Transmission Time method. With the spectrum analyzer set to zero span tuned to the center frequency of the EUT operating channel at the radar simulated frequency, peak detection, and max hold, the dwell time per bin is given by: Dwell (0.3ms) =S (12000ms) / B (4000); where Dwell is the dwell time per spectrum analyzer sampling bin, S is sweep time and B is the number of spectrum analyzer sampling bins. An upper bound of the aggregate duration of the intermittent control signals of Channel Closing Transmission Time is calculated by: C (ms)= N X Dwell (0.3ms); where C is the Closing Time, N is the number of spectrum analyzer sampling bins (intermittent control signals) showing a U-NII transmission and Dwell is the dwell time per bin.

8) Measurement the EUT for more than 30 minutes following the channel move time to verify that no transmission or beacons occur on this channel.

Please Refer to Appendix for Details

7.13 Channel Closing Transmission Time

Test Requirement KDB 905462 D02 Section 5.1
Test Method: KDB 905462 D02 Section 7.8.3

Limit:

Test item	Limit	Applicability	
		Master Device or client with Radar Detection	Client without Radar Detection
Non-occupancy period	Minimum 30 minutes	Yes	Not required
Channel Availability Check Time	60 seconds	Yes	Not required
Channel Move Time	10 seconds See Note 1.	Yes	Yes
Channel Closing Transmission Time	200 milliseconds + an aggregate of 60 milliseconds over remaining 10 second period. See Notes 1 and 2.	Yes	Yes
U-NII Detection Bandwidth	Minimum 100% of the U-NII 99% transmission power bandwidth. See Note 3.	Yes	Not required

Note 1: Channel Move Time and the Channel Closing Transmission Time should be performed with Radar Type 0. The measurement timing begins at the end of the Radar Type 0 burst.

Note 2: The Channel Closing Transmission Time is comprised of 200 milliseconds starting at the beginning of the Channel Move Time plus any additional intermittent control signals required to facilitate a Channel move (an aggregate of 60 milliseconds) during the remainder of the 10 second period. The aggregate duration of control signals will not count quiet periods in between transmissions.

Note 3: During the U-NII Detection Bandwidth detection test, radar type 0 should be used. For each frequency step the minimum percentage of detection is 90 percent. Measurements are performed with no data traffic.

7.13.1 E.U.T. Operation

Operating Environment:

Temperature: 22 °C Humidity: 48 % RH Atmospheric Pressure: 1010 mbar

7.13.2 Test Setup Diagram

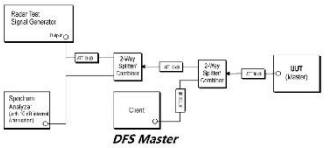

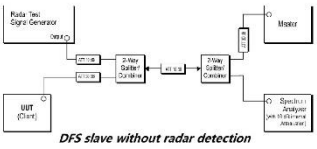

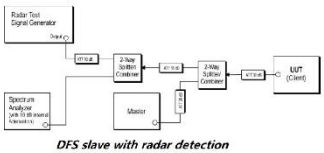

7.13.3 Measurement Procedure and Data

1) The radar pulse generator is setup to provide a pulse at frequency that the master and client are operating. A type 0 radar pulse with a 1us pulse width and a 1428us PRI is used for the testing.

2) The vector signal generator is adjusted to provide the radar burst (18 pulses) at the level of approximately -61dBm at the antenna port of the master device.

3) A trigger is provided from the pulse generator to the DFS monitoring system in order to capture the traffic and the occurrence of the radar pulse.

4) EUT will associate with the master at channel. The file “iperf.exe” specified by the FCC is streamed from the PC 2 through the master and the client device to the PC 1 and played in full motion video using Media Player Classic Ver. 6.4.8.6 in order to properly load the network for the entire period of the test.

5) When radar burst with a level equal to the DFS Detection Threshold +1dB is generated on the operating channel of the U-NII device. At time T0 the radar waveform generator sends a burst of pulse of the radar waveform at Detection Threshold +1dB.

6) Observe the transmissions of the EUT at the end of the radar Burst on the Operating Channel. Measure and record the transmissions from the UUT during the observation time (Channel Move Time). One 15 seconds plot is reported for the Short Pulse Radar Type 0. The plot for the Short Pulse Radar Types start at the end of the radar burst. The Channel Move Time will be calculated based on the zoom in 600ms plot of the Short Pulse Radar Type.

7) Measurement of the aggregate duration of the Channel Closed Transmission Time method. With the spectrum analyzer set to zero span tuned to the center frequency of the EUT operating channel at the radar simulated frequency, peak detection, and max hold, the dwell time per bin is given by: Dwell (0.3ms) =S (12000ms) / B (4000); where Dwell is the dwell time per spectrum analyzer sampling bin, S is sweep time and B is the number of spectrum analyzer sampling bins. An upper bound of the aggregate duration of the intermittent control signals of Channel Closing Transmission Time is calculated by: C (ms)= N X Dwell (0.3ms); where C is the Closing Time, N is the number of spectrum analyzer sampling bins (intermittent control signals) showing a U-NII transmission and Dwell is the dwell time per bin.

8) Measurement the EUT for more than 30 minutes following the channel move time to verify that no transmission or beacons occur on this channel.

Please Refer to Appendix for Details

8 Test Setup Photo

Refer to Appendix - Test Setup Photo for KSCR2402000309AT

9 EUT Constructional Details (EUT Photos)

Refer to Appendix - Photographs of EUT Constructional Details for KSCR2402000309AT

- End of the Report -