LTE Band 26 / 15MHz / QPSK

Highest Band Edge / 1 RB

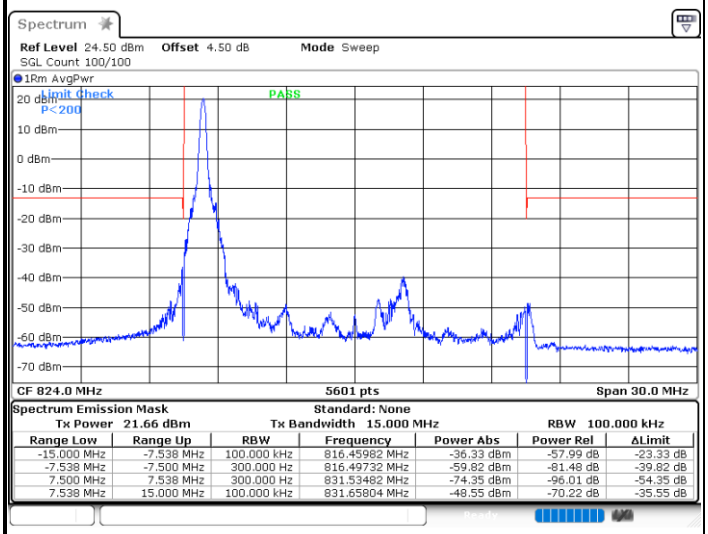

Highest Band Edge / 1 RB max

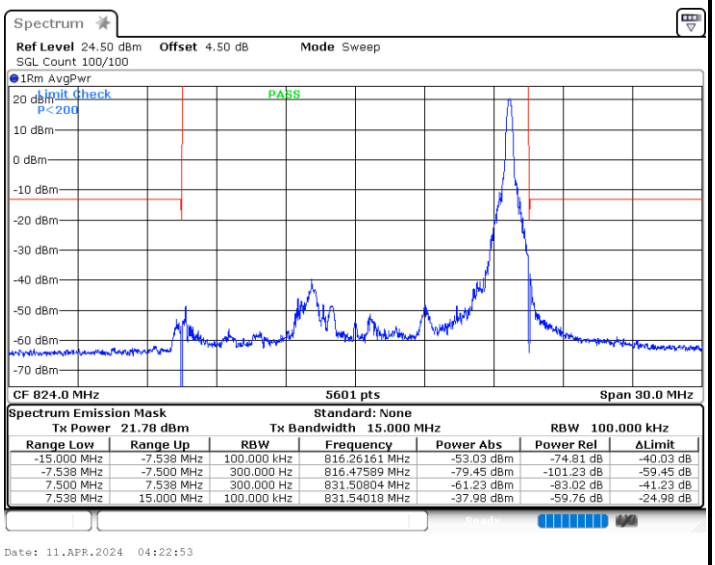

Band Edge / Full RB

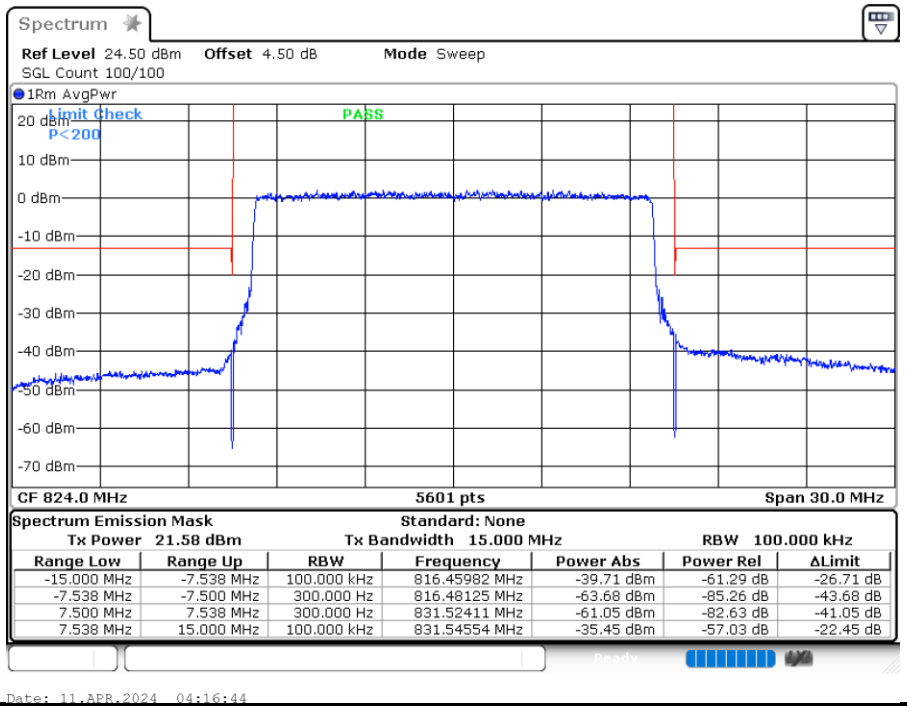

LTE Band 26 / 15MHz / 16QAM

Highest Band Edge / 1 RB

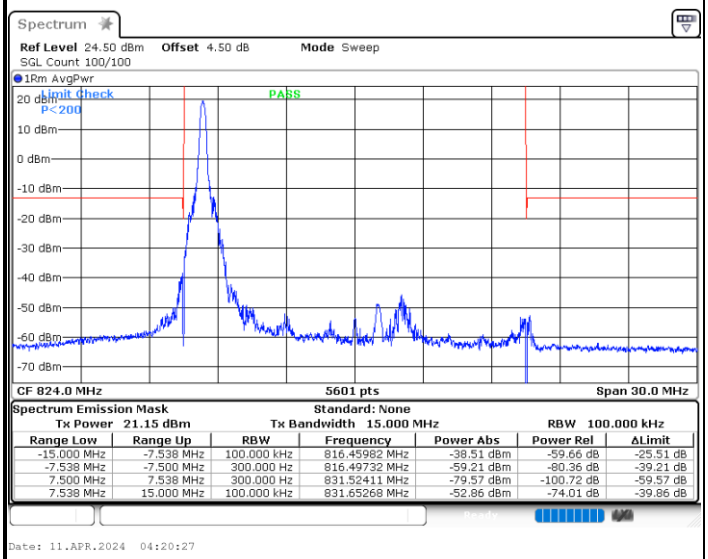

Highest Band Edge / 1 RB max

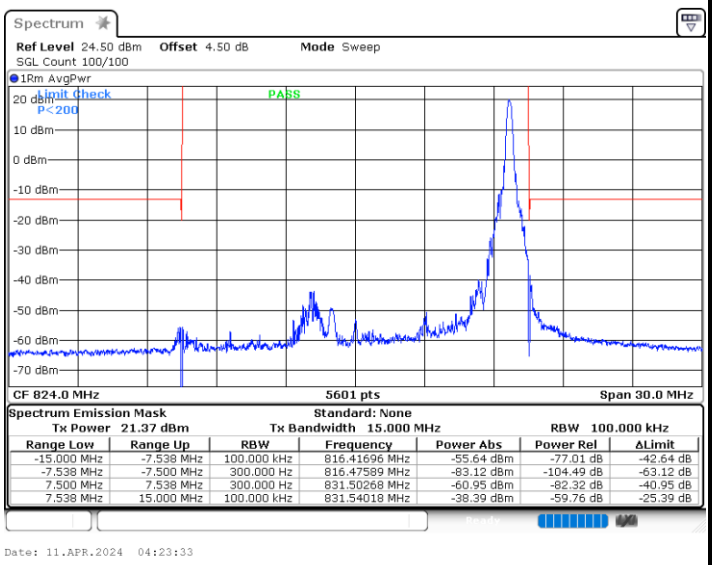

Band Edge / Full RB

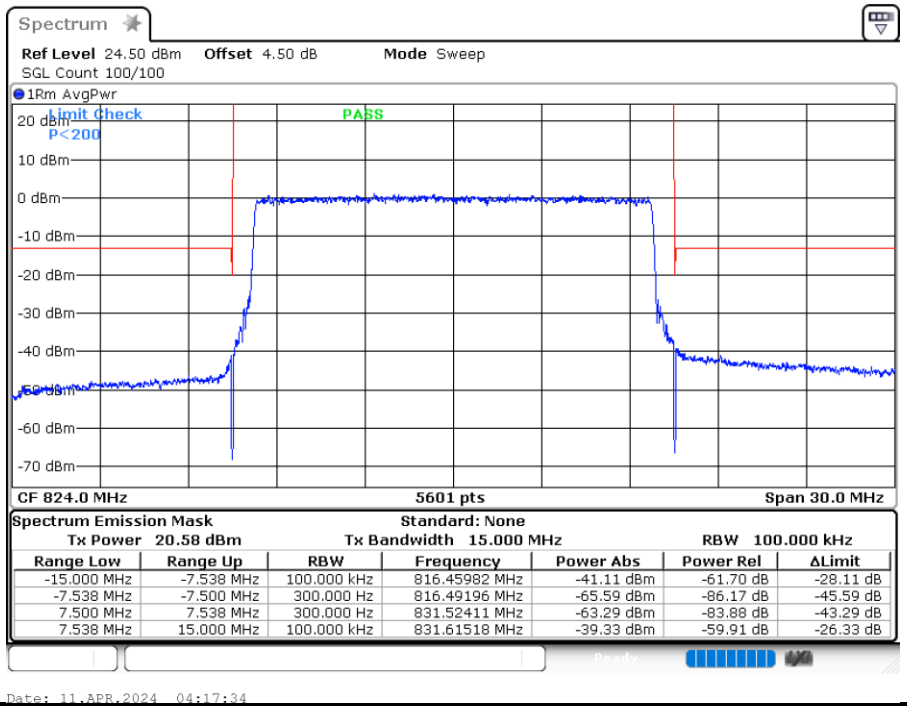

LTE Band 26 / 15MHz / 64QAM

Highest Band Edge / 1 RB

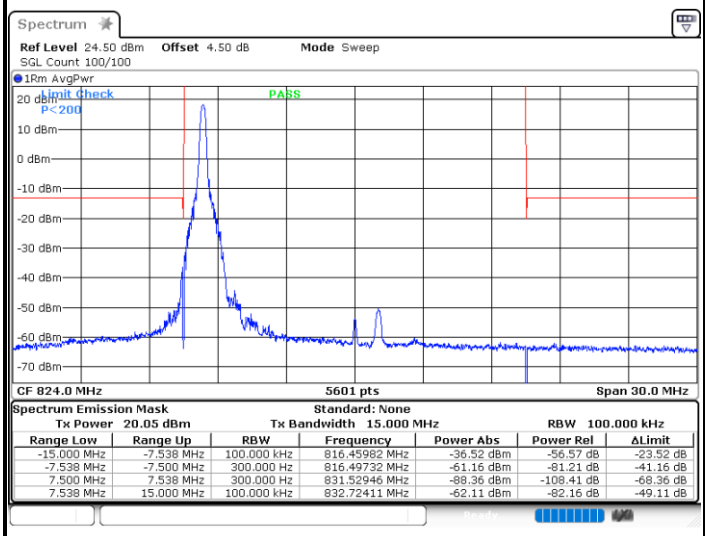

Highest Band Edge / 1 RB max

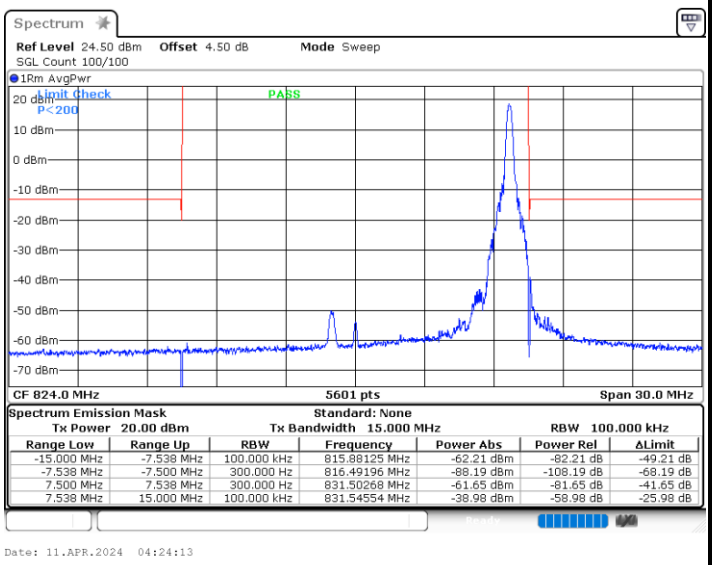

Band Edge / Full RB

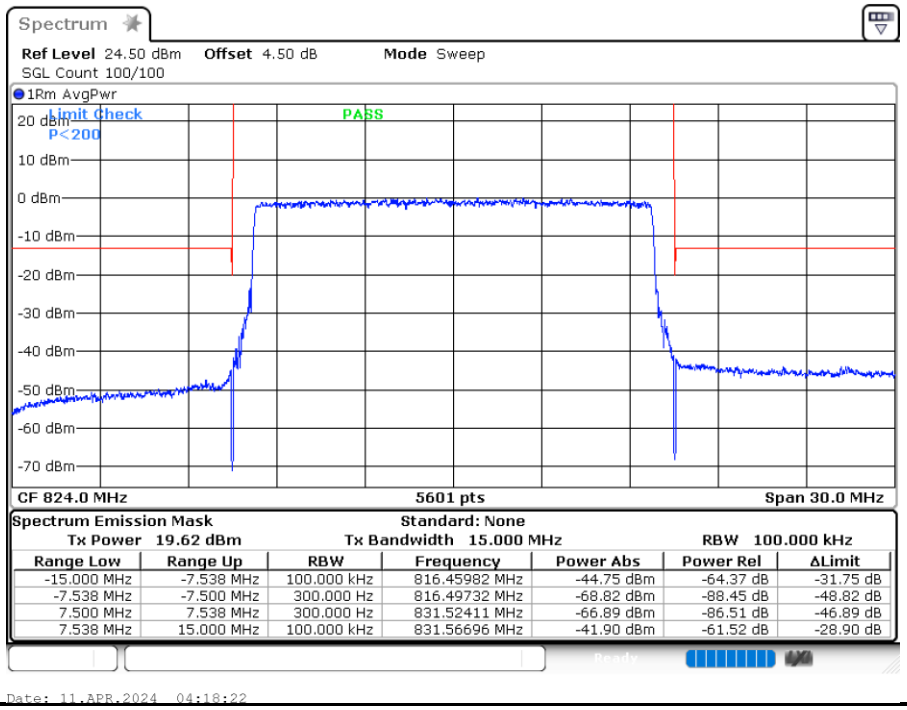

LTE Band 26 / 15MHz / 256QAM

Highest Band Edge / 1 RB

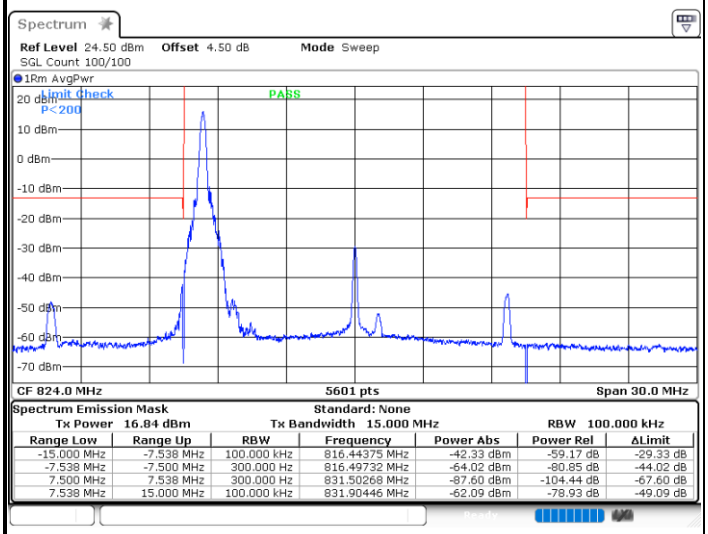

Range Low	Range Up	RBW	Frequency	Power Abs	Power Rel	ΔLimit
-15.000 MHz	-7.538 MHz	100.000 kHz	816.44375 MHz	-42.33 dBm	-59.17 dB	-29.33 dB
-7.538 MHz	-7.500 MHz	300.000 Hz	816.49732 MHz	-64.02 dBm	-80.85 dB	-44.02 dB
7.500 MHz	7.538 MHz	300.000 Hz	831.50268 MHz	-87.60 dBm	-104.44 dB	-67.60 dB
7.538 MHz	15.000 MHz	100.000 kHz	831.90446 MHz	-62.09 dBm	-78.93 dB	-49.09 dB

Date: 11.APR.2024 04:22:09

Highest Band Edge / 1 RB max

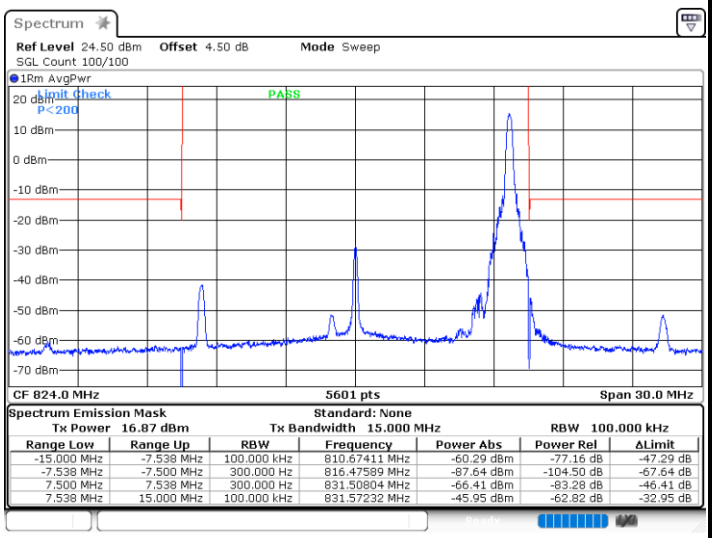

Range Low	Range Up	RBW	Frequency	Power Abs	Power Rel	ΔLimit
-15.000 MHz	-7.538 MHz	100.000 kHz	810.67411 MHz	-60.29 dBm	-77.16 dB	-47.29 dB
-7.538 MHz	-7.500 MHz	300.000 Hz	816.47589 MHz	-87.64 dBm	-104.50 dB	-67.64 dB
7.500 MHz	7.538 MHz	300.000 Hz	831.50804 MHz	-66.41 dBm	-83.28 dB	-46.41 dB
7.538 MHz	15.000 MHz	100.000 kHz	831.57232 MHz	-45.95 dBm	-62.82 dB	-32.95 dB

Date: 11.APR.2024 04:25:42

Band Edge / Full RB

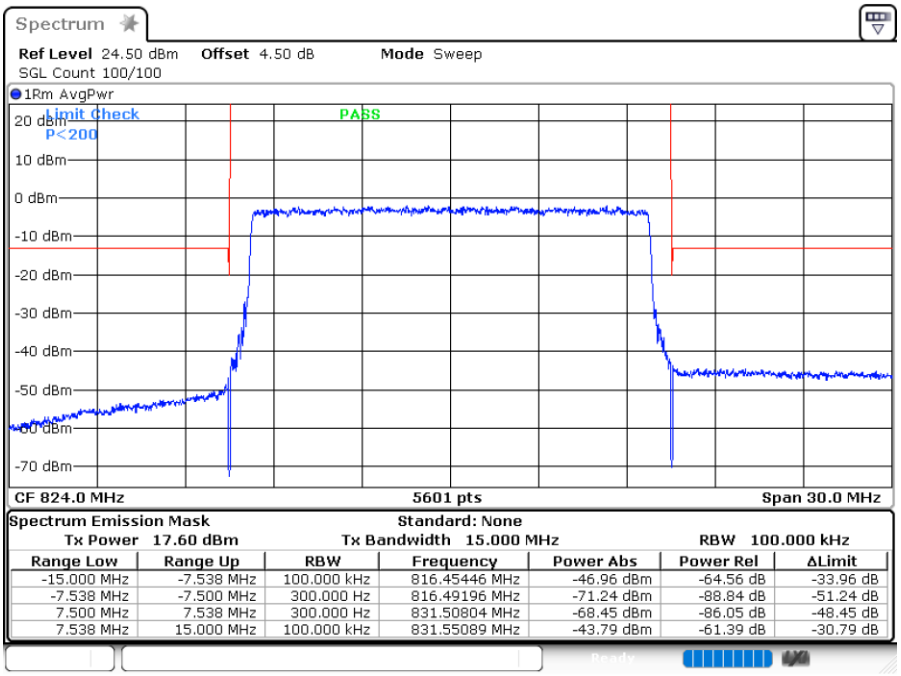

Range Low	Range Up	RBW	Frequency	Power Abs	Power Rel	ΔLimit
-15.000 MHz	-7.538 MHz	100.000 kHz	816.45446 MHz	-46.96 dBm	-64.56 dB	-33.96 dB
-7.538 MHz	-7.500 MHz	300.000 Hz	816.49196 MHz	-71.24 dBm	-88.84 dB	-51.24 dB
7.500 MHz	7.538 MHz	300.000 Hz	831.50804 MHz	-68.45 dBm	-86.05 dB	-48.45 dB
7.538 MHz	15.000 MHz	100.000 kHz	831.55089 MHz	-43.79 dBm	-61.39 dB	-30.79 dB

Date: 11.APR.2024 04:19:00

Conducted Spurious Emission

LTE Band 26 / 1.4MHz

Lowest Channel / QPSK

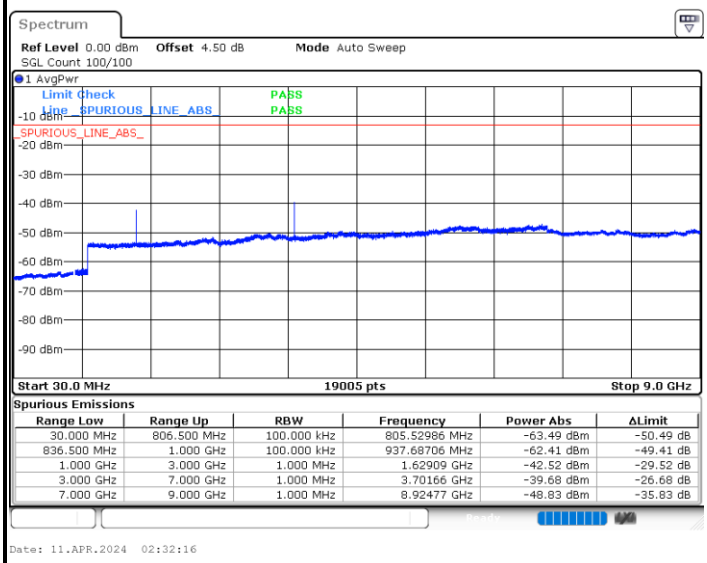

Spurious Emissions

Range Low	Range Up	RBW	Frequency	Power Abs	ΔLimit
30.000 MHz	806.500 MHz	100.000 kHz	805.52986 MHz	-63.49 dBm	-50.49 dB
836.500 MHz	1.000 GHz	100.000 kHz	937.68706 MHz	-62.41 dBm	-49.41 dB
1.000 GHz	3.000 GHz	1.000 MHz	1.62909 GHz	-42.52 dBm	-29.52 dB
3.000 GHz	7.000 GHz	1.000 MHz	3.70166 GHz	-39.68 dBm	-26.68 dB
7.000 GHz	9.000 GHz	1.000 MHz	8.92477 GHz	-48.83 dBm	-35.83 dB

Date: 11.APR.2024 02:32:16

Middle Channel / QPSK

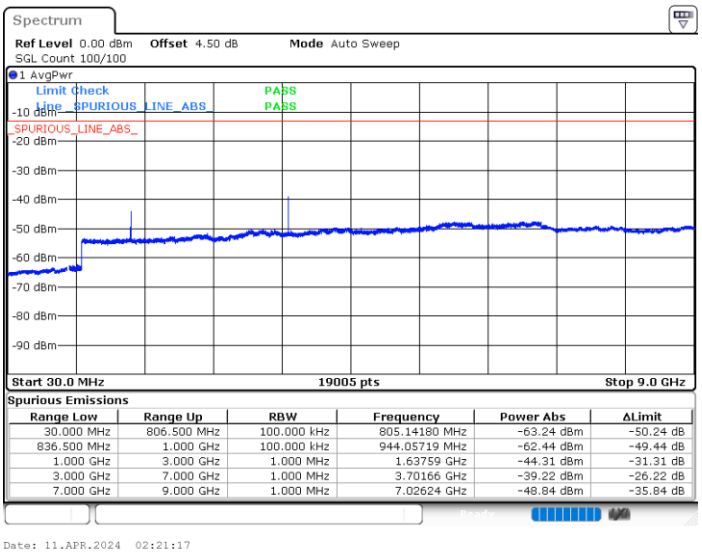

Spurious Emissions

Range Low	Range Up	RBW	Frequency	Power Abs	ΔLimit
30.000 MHz	806.500 MHz	100.000 kHz	805.14180 MHz	-63.24 dBm	-50.24 dB
836.500 MHz	1.000 GHz	100.000 kHz	944.05719 MHz	-62.44 dBm	-49.44 dB
1.000 GHz	3.000 GHz	1.000 MHz	1.63759 GHz	-44.31 dBm	-31.31 dB
3.000 GHz	7.000 GHz	1.000 MHz	3.70166 GHz	-39.22 dBm	-26.22 dB
7.000 GHz	9.000 GHz	1.000 MHz	7.02624 GHz	-48.84 dBm	-35.84 dB

Date: 11.APR.2024 02:21:17

Highest Channel / QPSK

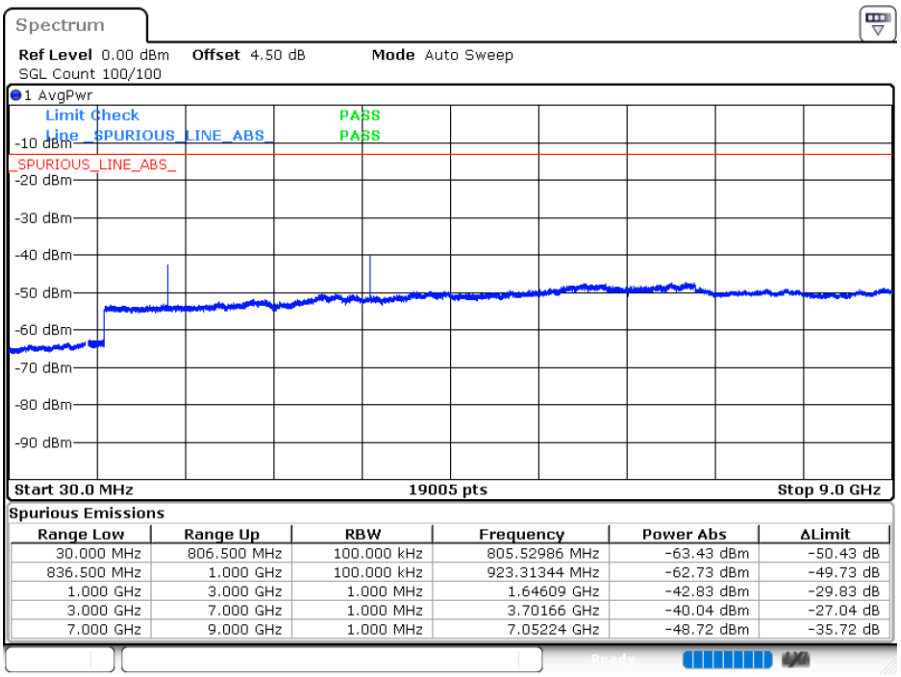

Spurious Emissions

Range Low	Range Up	RBW	Frequency	Power Abs	ΔLimit
30.000 MHz	806.500 MHz	100.000 kHz	805.52986 MHz	-63.43 dBm	-50.43 dB
836.500 MHz	1.000 GHz	100.000 kHz	923.31344 MHz	-62.73 dBm	-49.73 dB
1.000 GHz	3.000 GHz	1.000 MHz	1.64609 GHz	-42.83 dBm	-29.83 dB
3.000 GHz	7.000 GHz	1.000 MHz	3.70166 GHz	-40.04 dBm	-27.04 dB
7.000 GHz	9.000 GHz	1.000 MHz	7.05224 GHz	-48.72 dBm	-35.72 dB

Date: 11.APR.2024 02:43:36

LTE Band 26 / 3MHz

Lowest Channel / QPSK

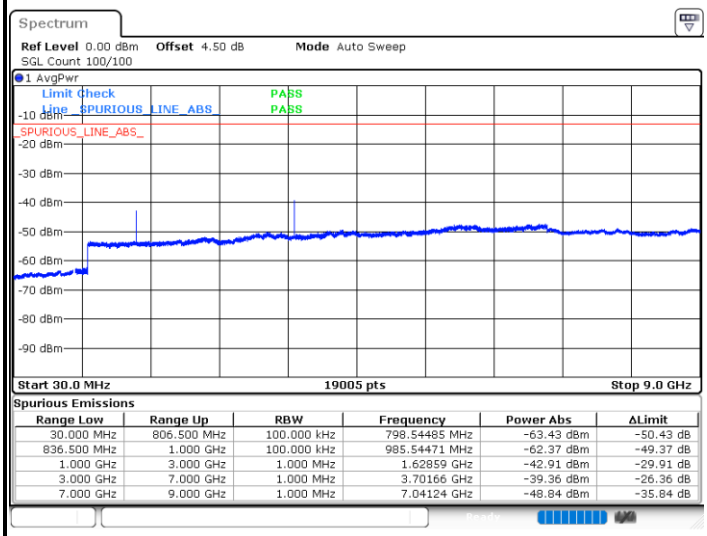

Spurious Emissions

Range Low	Range Up	RBW	Frequency	Power Abs	ΔLimit
30.000 MHz	806.500 MHz	100.000 kHz	798.54485 MHz	-63.43 dBm	-50.43 dB
836.500 MHz	1.000 GHz	100.000 kHz	985.54471 MHz	-62.37 dBm	-49.37 dB
1.000 GHz	3.000 GHz	1.000 MHz	1.62859 GHz	-42.91 dBm	-29.91 dB
3.000 GHz	7.000 GHz	1.000 MHz	3.70166 GHz	-39.36 dBm	-26.36 dB
7.000 GHz	9.000 GHz	1.000 MHz	7.04124 GHz	-48.84 dBm	-35.84 dB

Date: 11.APR.2024 02:57:11

Middle Channel / QPSK

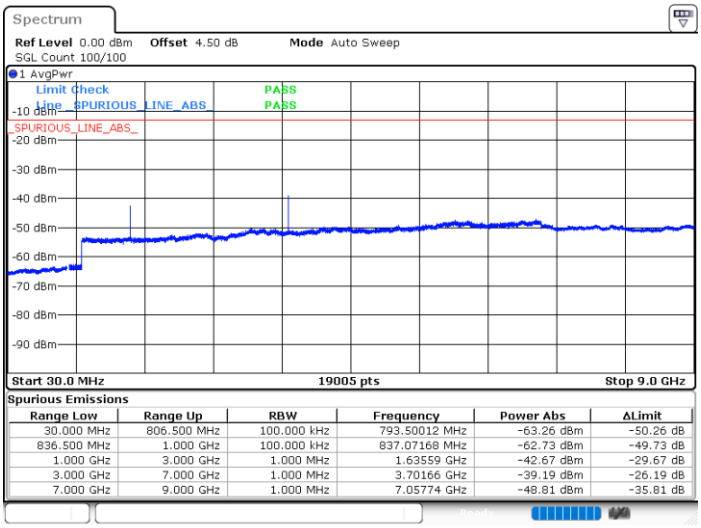

Spurious Emissions

Range Low	Range Up	RBW	Frequency	Power Abs	ΔLimit
30.000 MHz	806.500 MHz	100.000 kHz	793.50012 MHz	-63.26 dBm	-50.26 dB
836.500 MHz	1.000 GHz	100.000 kHz	837.07168 MHz	-62.73 dBm	-49.73 dB
1.000 GHz	3.000 GHz	1.000 MHz	1.63559 GHz	-42.67 dBm	-29.67 dB
3.000 GHz	7.000 GHz	1.000 MHz	3.70166 GHz	-39.19 dBm	-26.19 dB
7.000 GHz	9.000 GHz	1.000 MHz	7.05774 GHz	-48.81 dBm	-35.81 dB

Date: 11.APR.2024 02:55:18

Highest Channel / QPSK

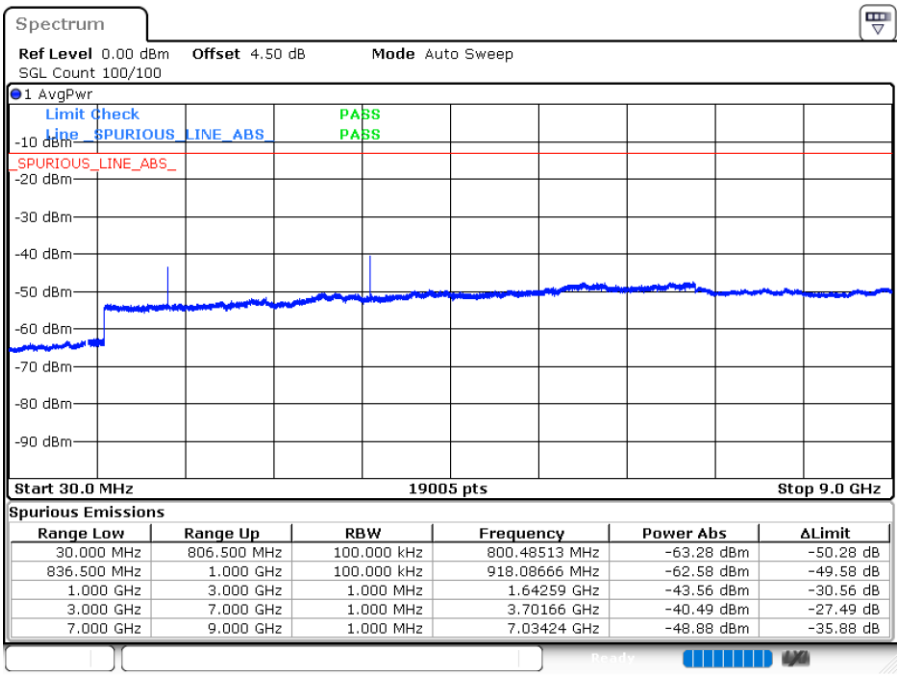

Spurious Emissions

Range Low	Range Up	RBW	Frequency	Power Abs	ΔLimit
30.000 MHz	806.500 MHz	100.000 kHz	800.48513 MHz	-63.28 dBm	-50.28 dB
836.500 MHz	1.000 GHz	100.000 kHz	918.08666 MHz	-62.58 dBm	-49.58 dB
1.000 GHz	3.000 GHz	1.000 MHz	1.64259 GHz	-43.56 dBm	-30.56 dB
3.000 GHz	7.000 GHz	1.000 MHz	3.70166 GHz	-40.49 dBm	-27.49 dB
7.000 GHz	9.000 GHz	1.000 MHz	7.03424 GHz	-48.88 dBm	-35.88 dB

Date: 11.APR.2024 03:03:45

LTE Band 26 / 5MHz

Lowest Channel / QPSK

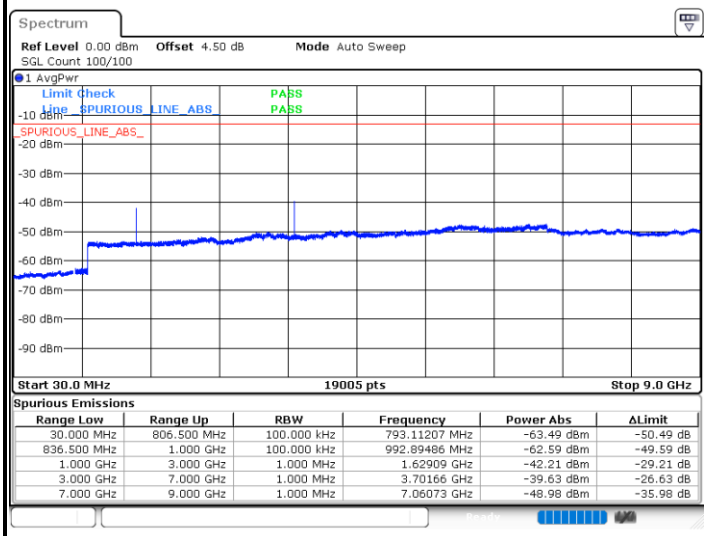

Spurious Emissions

Range Low	Range Up	RBW	Frequency	Power Abs	ΔLimit
30.000 MHz	806.500 MHz	100.000 kHz	793.11207 MHz	-63.49 dBm	-50.49 dB
836.500 MHz	1.000 GHz	100.000 kHz	992.89486 MHz	-62.59 dBm	-49.59 dB
1.000 GHz	3.000 GHz	1.000 MHz	1.62909 GHz	-42.21 dBm	-29.21 dB
3.000 GHz	7.000 GHz	1.000 MHz	3.70166 GHz	-39.63 dBm	-26.63 dB
7.000 GHz	9.000 GHz	1.000 MHz	7.06073 GHz	-48.98 dBm	-35.98 dB

Date: 11.APR.2024 03:18:49

Middle Channel / QPSK

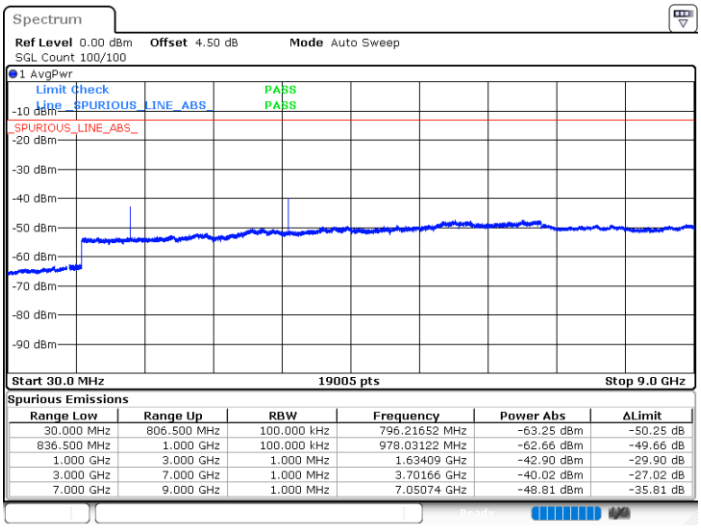

Spurious Emissions

Range Low	Range Up	RBW	Frequency	Power Abs	ΔLimit
30.000 MHz	806.500 MHz	100.000 kHz	796.21652 MHz	-63.25 dBm	-50.25 dB
836.500 MHz	1.000 GHz	100.000 kHz	978.03122 MHz	-62.66 dBm	-49.66 dB
1.000 GHz	3.000 GHz	1.000 MHz	1.63409 GHz	-42.90 dBm	-29.90 dB
3.000 GHz	7.000 GHz	1.000 MHz	3.70166 GHz	-40.02 dBm	-27.02 dB
7.000 GHz	9.000 GHz	1.000 MHz	7.05074 GHz	-48.81 dBm	-35.81 dB

Date: 11.APR.2024 03:16:42

Highest Channel / QPSK

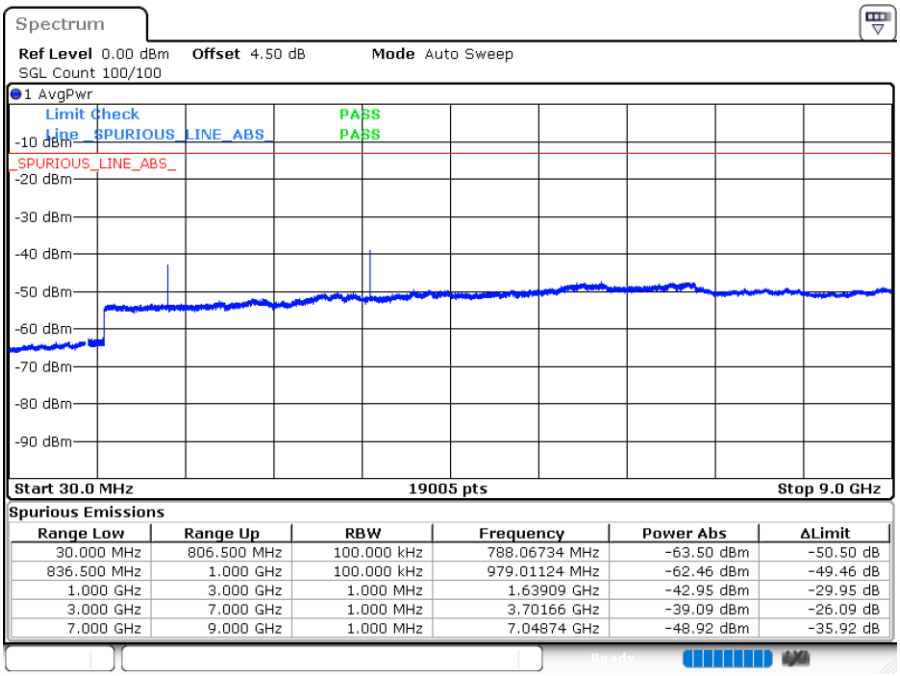

Spurious Emissions

Range Low	Range Up	RBW	Frequency	Power Abs	ΔLimit
30.000 MHz	806.500 MHz	100.000 kHz	788.06734 MHz	-63.50 dBm	-50.50 dB
836.500 MHz	1.000 GHz	100.000 kHz	979.01124 MHz	-62.46 dBm	-49.46 dB
1.000 GHz	3.000 GHz	1.000 MHz	1.63909 GHz	-42.95 dBm	-29.95 dB
3.000 GHz	7.000 GHz	1.000 MHz	3.70166 GHz	-39.09 dBm	-26.09 dB
7.000 GHz	9.000 GHz	1.000 MHz	7.04874 GHz	-48.92 dBm	-35.92 dB

Date: 11.APR.2024 03:28:56

LTE Band 26 / 10MHz

Middle Channel / QPSK

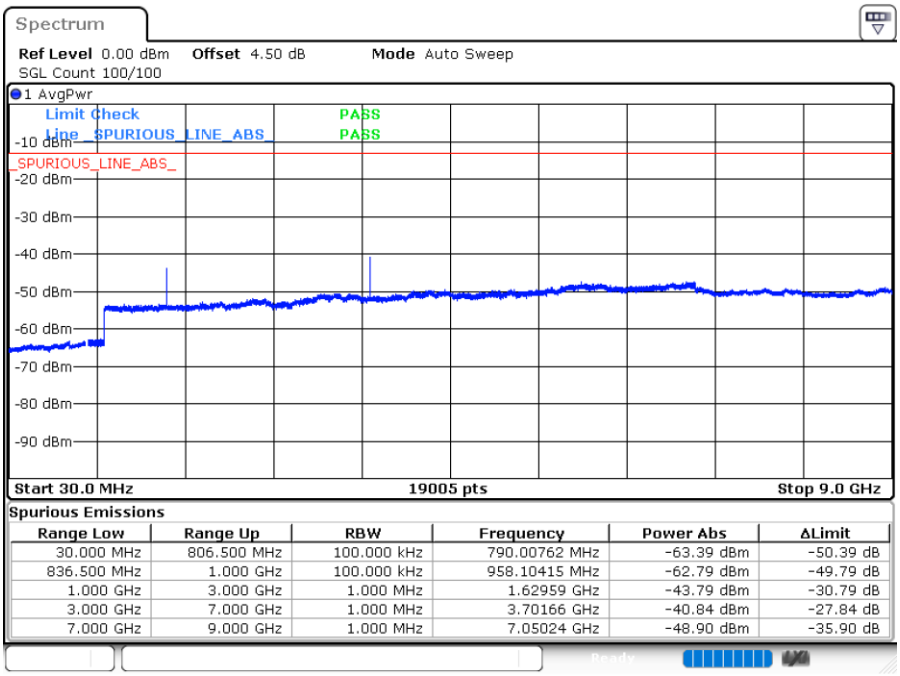

Spurious Emissions

Range Low	Range Up	RBW	Frequency	Power Abs	ΔLimit
30.000 MHz	806.500 MHz	100.000 kHz	790.00762 MHz	-63.39 dBm	-50.39 dB
836.500 MHz	1.000 GHz	100.000 kHz	958.10415 MHz	-62.79 dBm	-49.79 dB
1.000 GHz	3.000 GHz	1.000 MHz	1.62959 GHz	-43.79 dBm	-30.79 dB
3.000 GHz	7.000 GHz	1.000 MHz	3.70166 GHz	-40.84 dBm	-27.84 dB
7.000 GHz	9.000 GHz	1.000 MHz	7.05024 GHz	-48.90 dBm	-35.90 dB

Date: 11.APR.2024 03:43:24

LTE Band 26 / 15MHz

Highest Channel / QPSK

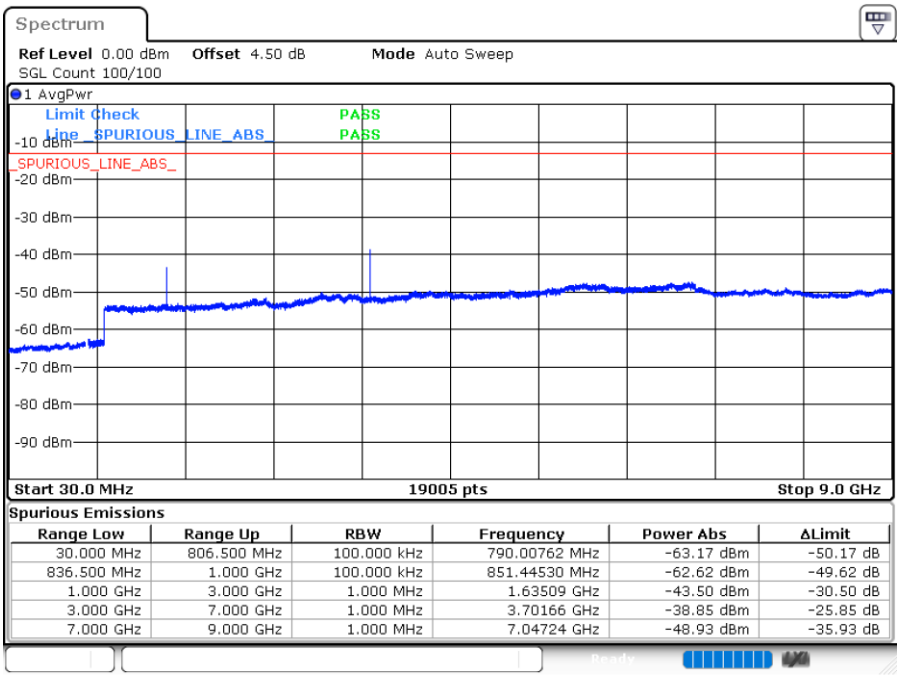

Spurious Emissions

Range Low	Range Up	RBW	Frequency	Power Abs	ΔLimit
30.000 MHz	806.500 MHz	100.000 kHz	790.00762 MHz	-63.17 dBm	-50.17 dB
836.500 MHz	1.000 GHz	100.000 kHz	851.44530 MHz	-62.62 dBm	-49.62 dB
1.000 GHz	3.000 GHz	1.000 MHz	1.63509 GHz	-43.50 dBm	-30.50 dB
3.000 GHz	7.000 GHz	1.000 MHz	3.70166 GHz	-38.85 dBm	-25.85 dB
7.000 GHz	9.000 GHz	1.000 MHz	7.04724 GHz	-48.93 dBm	-35.93 dB

Date: 11.APR.2024 04:13:07

Frequency Stability

Test Conditions		LTE Band 26 (QPSK) / Middle Channel	Limit
Temperature (°C)	Voltage (Volt)	BW 10MHz	Note 2.
		Deviation (ppm)	Result
50	Normal Voltage	0.0036	PASS
40	Normal Voltage	0.0047	
30	Normal Voltage	0.0025	
20(Ref.)	Normal Voltage	0.0000	
10	Normal Voltage	0.0003	
0	Normal Voltage	0.0014	
-10	Normal Voltage	0.0017	
-20	Normal Voltage	0.0033	
-30	Normal Voltage	0.0029	
20	Maximum Voltage	0.0056	
20	Normal Voltage	0.0054	
20	Battery End Point	0.0062	

Note:

3. Normal Voltage =3.8 V. ; Battery End Point (BEP) =3.3 V. ; Maximum Voltage =4.3 V.

4. Note: The frequency fundamental emissions stay within the authorized frequency block.

Appendix B. Test Results of Radiated Test

Radiated Spurious Emission

Test Engineer :	Chris	Temperature :	23~25℃
		Relative Humidity :	41~42%

LTE Band 26 / 10MHz / QPSK / Ant. 1 / Main PA								
Channel	Frequency (MHz)	ERP (dBm)	Limit (dBm)	Over Limit (dB)	S.G. Power (dBm)	TX Cable loss (dB)	TX Antenna Gain (dBi)	Polarization (H/V)
Middle	1632	-66.50	-13	-53.50	-73.47	1.58	10.70	H
	2440	-60.08	-13	-47.08	-68.33	2.102	12.50	H
	3256	-60.60	-13	-47.60	-69.49	2.856	13.90	H
	1632	-65.21	-13	-52.21	-72.18	1.58	10.70	V
	2440	-59.78	-13	-46.78	-68.03	2.10	12.50	V
	3256	-60.55	-13	-47.55	-69.44	2.86	13.90	V

Remark: Spurious emissions within 30-1000MHz were found more than 20dB below limit line.

ENDC 26A_n77A / 10MHz / QPSK / Ant. 1 / other PA								
Channel	Frequency (MHz)	ERP (dBm)	Limit (dBm)	Over Limit (dB)	S.G. Power (dBm)	TX Cable loss (dB)	TX Antenna Gain (dBi)	Polarization (H/V)
Middle	1632	-56.74	-13	-43.74	-63.71	1.58	10.70	H
	2440	-52.43	-13	-39.43	-60.68	2.102	12.50	H
	3256	-51.05	-13	-38.05	-59.94	2.856	13.90	H
	1632	-57.02	-13	-44.02	-63.99	1.58	10.70	V
	2440	-50.30	-13	-37.30	-58.55	2.10	12.50	V
	3256	-52.26	-13	-39.26	-61.15	2.86	13.90	V

Remark: Spurious emissions within 30-1000MHz were found more than 20dB below limit line.