N48(20M)_DFT-s-OFDM_QPSK_Outer_Full_High_CH

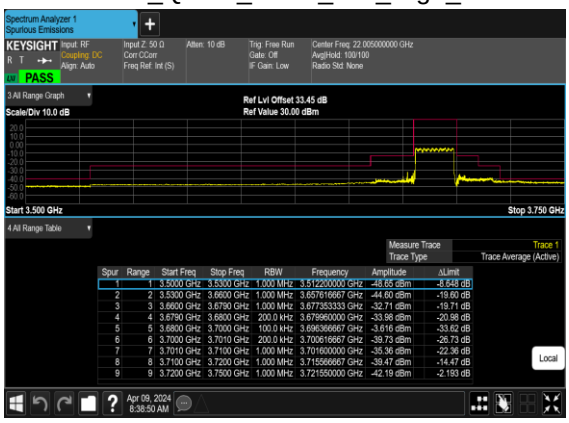

N48(40M)_DFT-s-OFDM_BPSK_Edge_1RB_Left_Low_CH

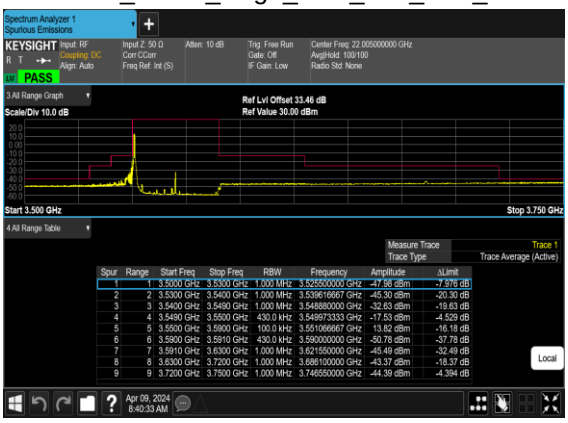

N48(40M)_DFT-s-OFDM_QPSK_Edge_1RB_Left_Low_CH

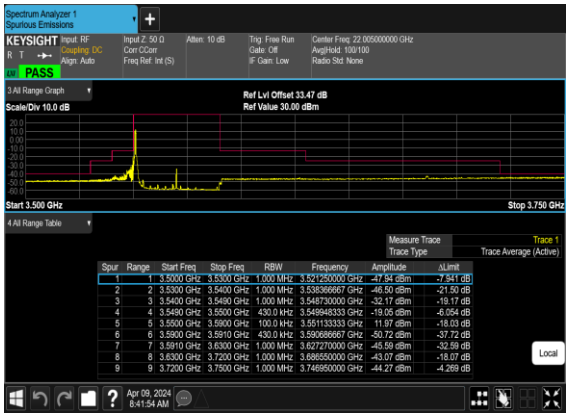

N48(40M)_DFT-s-OFDM_BPSK_Edge_1RB_Right_Low_CH

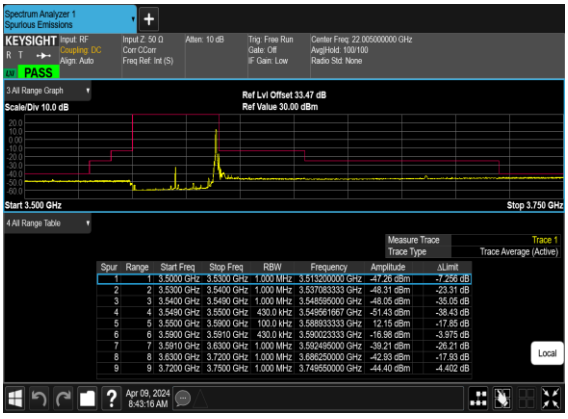

N48(40M)_DFT-s-OFDM_QPSK_Edge_1RB_Right_Low_CH

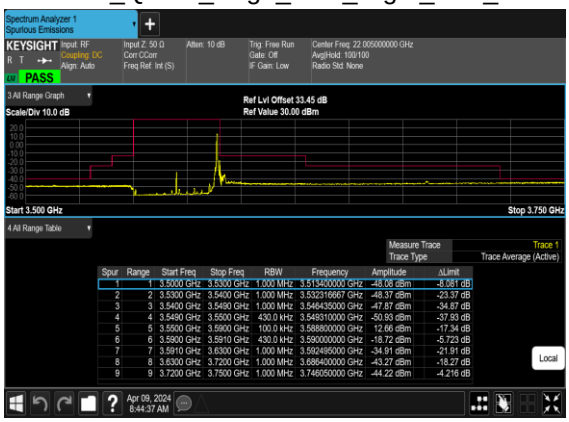

N48(40M)_DFT-s-OFDM_BPSK_Outer_Full_Low_CH

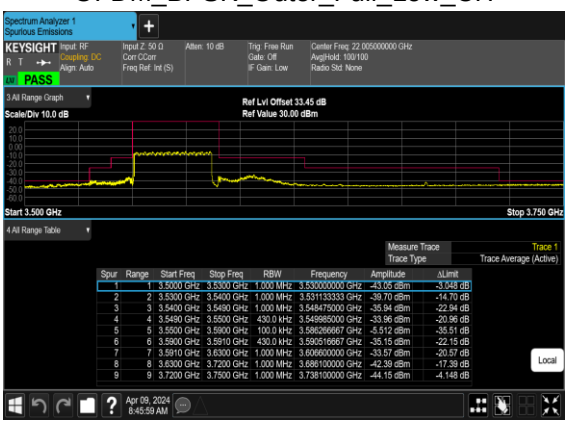

N48(40M)_DFT-s-OFDM_QPSK_Outer_Full_Low_CH

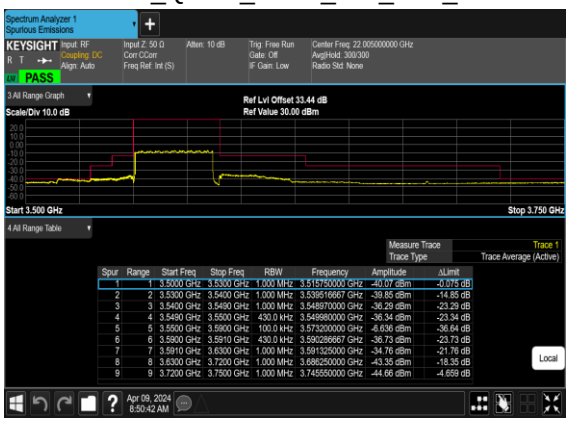

N48(40M)_DFT-s-OFDM_QPSK_Outer_Full_Low_CH_**CHP_PASS**

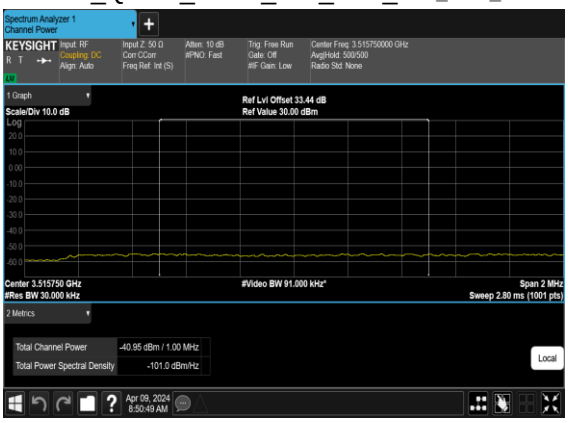

N48(40M)_DFT-s-OFDM_BPSK_Edge_1RB_Left_Mid_CH

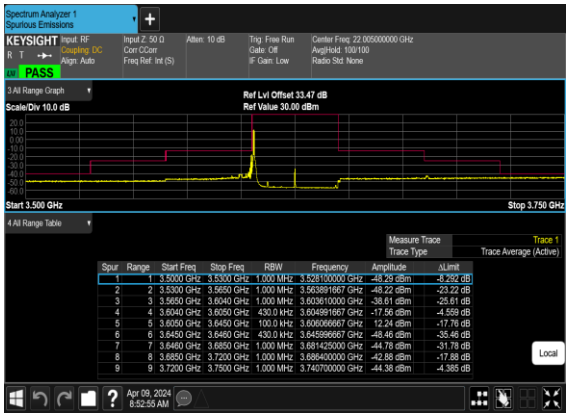

N48(40M)_DFT-s-OFDM_QPSK_Edge_1RB_Left_Mid_CH

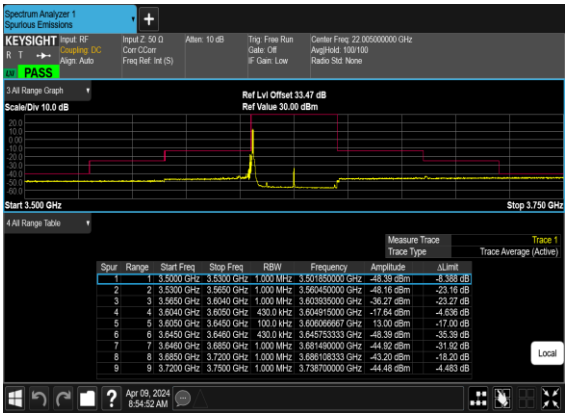

N48(40M)_DFT-s-OFDM_BPSK_Edge_1RB_Right_Mid_CH

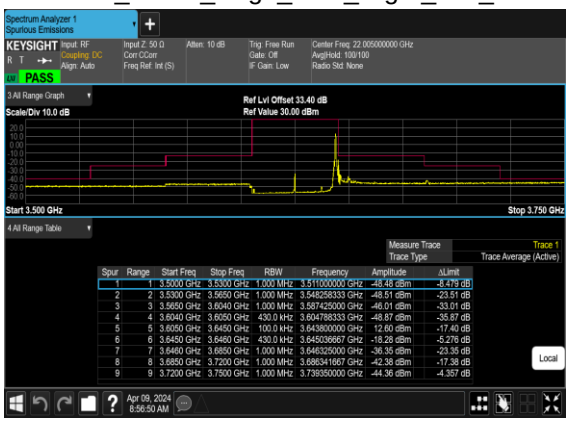

N48(40M)_DFT-s-OFDM_QPSK_Edge_1RB_Right_Mid_CH

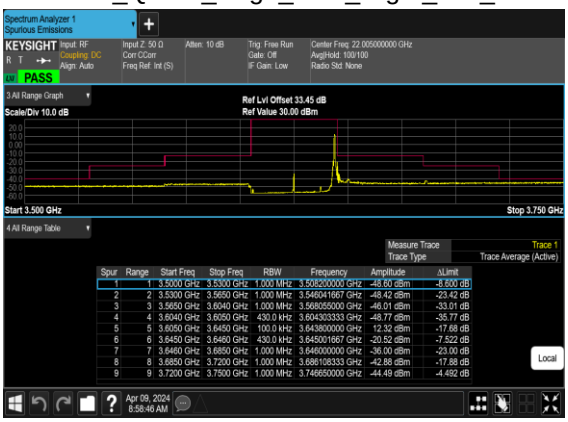

N48(40M)_DFT-s-OFDM_BPSK_Outer_Full_Mid_CH

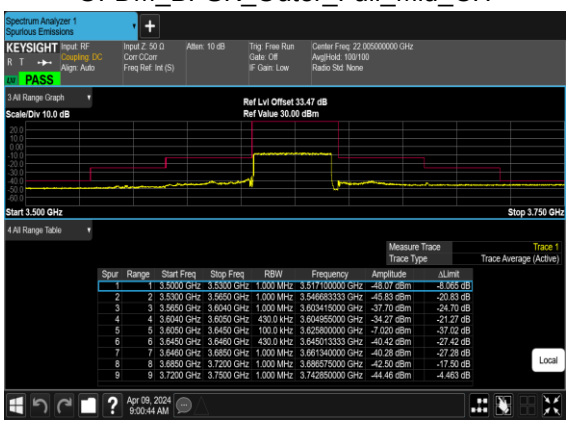

N48(40M)_DFT-s-OFDM_QPSK_Outer_Full_Mid_CH

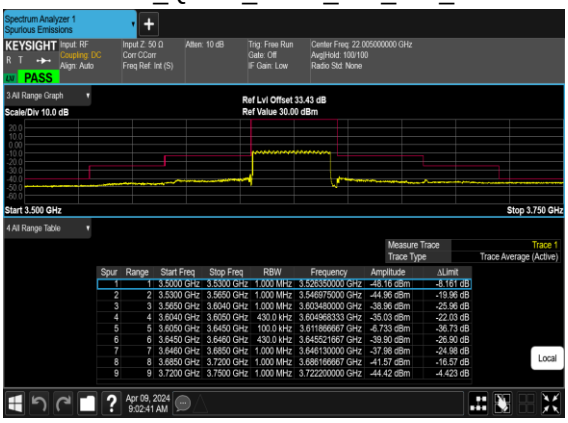

N48(40M)_DFT-s-OFDM_BPSK_Edge_1RB_Left_High_CH

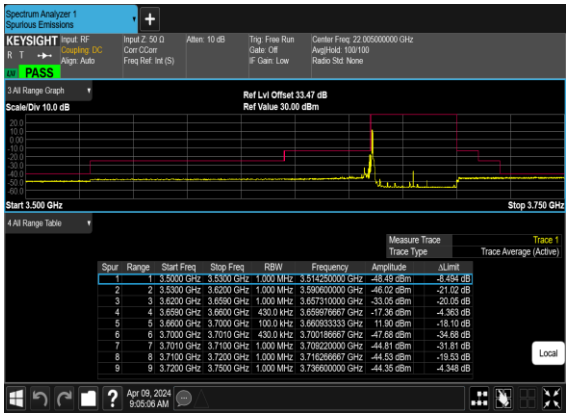

N48(40M)_DFT-s-OFDM_QPSK_Edge_1RB_Left_High_CH

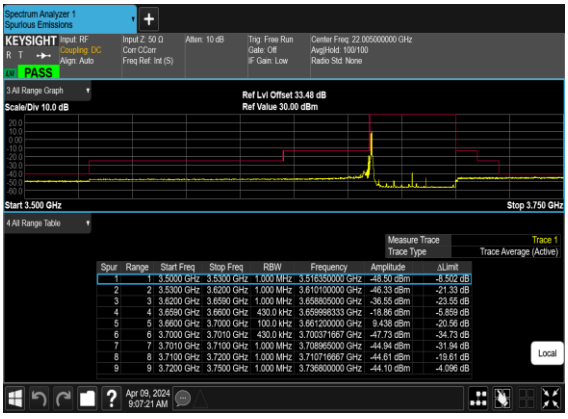

N48(40M)_DFT-s-OFDM_BPSK_Edge_1RB_Right_High_CH

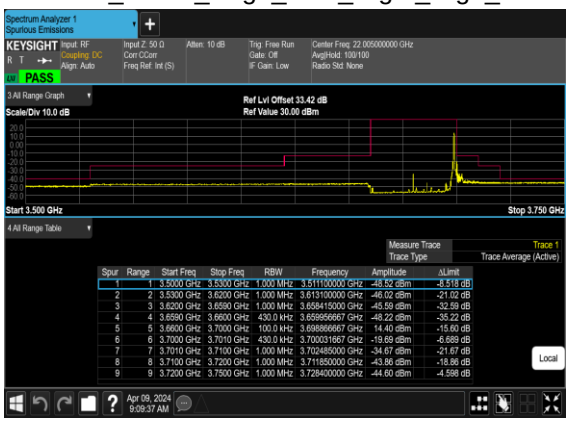

N48(40M)_DFT-s-OFDM_QPSK_Edge_1RB_Right_High_CH

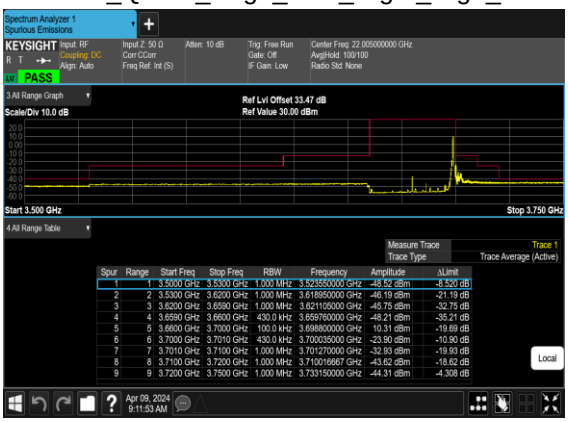

N48(40M)_DFT-s-OFDM_BPSK_Outer_Full_High_CH

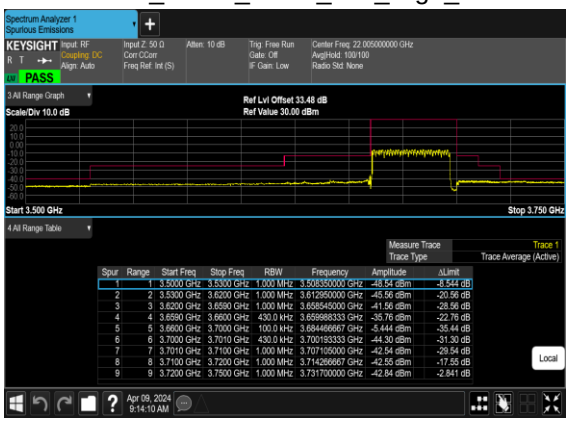

Spur	Range	Start Freq	Stop Freq	RBW	Frequency	Amplitude	ΔLimit
1	1	3.5000 GHz	3.5300 GHz	1.000 MHz	3.508350000 GHz	-48.54 dBm	-8.544 dB
2	2	3.5300 GHz	3.6200 GHz	1.000 MHz	3.612950000 GHz	-45.56 dBm	-20.56 dB
3	3	3.6200 GHz	3.6590 GHz	1.000 MHz	3.658545000 GHz	-41.56 dBm	-28.56 dB
4	4	3.6590 GHz	3.6600 GHz	430.0 kHz	3.659988333 GHz	-35.76 dBm	-22.76 dB
5	5	3.6600 GHz	3.7000 GHz	100.0 kHz	3.684466667 GHz	-5.444 dBm	-35.44 dB
6	6	3.7000 GHz	3.7010 GHz	430.0 kHz	3.700193333 GHz	-44.30 dBm	-31.30 dB
7	7	3.7010 GHz	3.7100 GHz	1.000 MHz	3.707105000 GHz	-42.54 dBm	-29.54 dB
8	8	3.7100 GHz	3.7200 GHz	1.000 MHz	3.714266667 GHz	-42.55 dBm	-17.55 dB
9	9	3.7200 GHz	3.7500 GHz	1.000 MHz	3.731700000 GHz	-42.84 dBm	-2.841 dB

N48(40M)_DFT-s-OFDM_QPSK_Outer_Full_High_CH

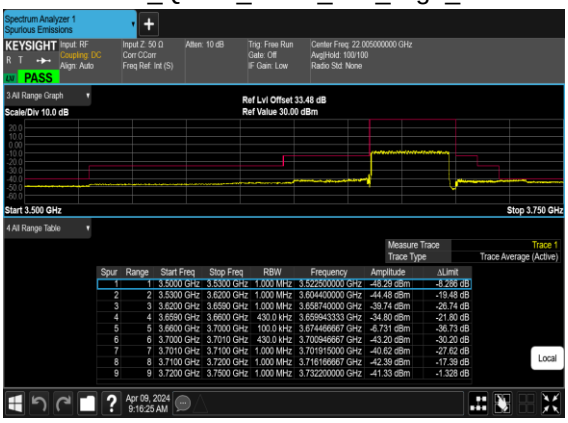

Spur	Range	Start Freq	Stop Freq	RBW	Frequency	Amplitude	ΔLimit
1	1	3.5000 GHz	3.5300 GHz	1.000 MHz	3.522500000 GHz	-48.28 dBm	-8.286 dB
2	2	3.5300 GHz	3.6200 GHz	1.000 MHz	3.604400000 GHz	-44.48 dBm	-19.48 dB
3	3	3.6200 GHz	3.6590 GHz	1.000 MHz	3.658740000 GHz	-39.74 dBm	-26.74 dB
4	4	3.6590 GHz	3.6600 GHz	430.0 kHz	3.659943333 GHz	-34.80 dBm	-21.80 dB
5	5	3.6600 GHz	3.7000 GHz	100.0 kHz	3.674466667 GHz	-6.731 dBm	-36.73 dB
6	6	3.7000 GHz	3.7010 GHz	430.0 kHz	3.700946667 GHz	-43.20 dBm	-30.20 dB
7	7	3.7010 GHz	3.7100 GHz	1.000 MHz	3.701915000 GHz	-40.62 dBm	-27.62 dB
8	8	3.7100 GHz	3.7200 GHz	1.000 MHz	3.716166667 GHz	-42.39 dBm	-17.39 dB
9	9	3.7200 GHz	3.7500 GHz	1.000 MHz	3.732200000 GHz	-41.33 dBm	-1.328 dB

Appendix B. Test Results of Radiated Test

Radiated Spurious Emission

Test Engineer :	Carl Ni	Temperature :	23~25℃
		Relative Humidity :	41~42%

SA n48 / 40MHz / QPSK								
Channel	Frequency (MHz)	EIRP (dBm)	Limit (dBm)	Over Limit (dB)	S.G. Power (dBm)	TX Cable loss (dB)	TX Antenna Gain (dBi)	Polarization (H/V)
Lowest	7099	-56.62	-40	-16.62	-68.08	2.84	14.30	H
	10652	-60.27	-40	-20.27	-70.21	3.49	13.43	H
	14205	-60.37	-40	-20.37	-70.61	3.85	14.09	H
	17758	-58.69	-40	-18.69	-69.15	3.75	14.21	H
	7099	-45.50	-40	-5.50	-56.96	2.84	14.30	V
	10652	-59.97	-40	-19.97	-69.91	3.49	13.43	V
	14205	-57.66	-40	-17.66	-67.90	3.85	14.09	V
	17758	-49.39	-40	-9.39	-59.85	3.75	14.21	V
Middle	7209	-56.14	-40	-16.14	-67.60	2.84	14.30	H
	10817	-60.69	-40	-20.69	-70.63	3.49	13.43	H
	14425	-59.40	-40	-19.40	-69.64	3.85	14.09	H
	7209	-51.44	-40	-11.44	-62.90	2.84	14.30	V
	10817	-61.03	-40	-21.03	-70.97	3.49	13.43	V
	14425	-59.20	-40	-19.20	-69.44	3.85	14.09	V
Highest	7319	-58.01	-40	-18.01	-69.47	2.84	14.30	H
	10982	-60.33	-40	-20.33	-70.27	3.49	13.43	H
	14645	-60.46	-40	-20.46	-70.70	3.85	14.09	H
	7319	-46.81	-40	-6.81	-58.27	2.84	14.30	V
	10982	-59.90	-40	-19.90	-69.84	3.49	13.43	V
	14645	-49.12	-40	-9.12	-59.36	3.85	14.09	V

Remark: Spurious emissions within 30-1000MHz were found more than 20dB below limit line.