WCDMA Band V (RMC 12.2Kbps)

Lowest Channel

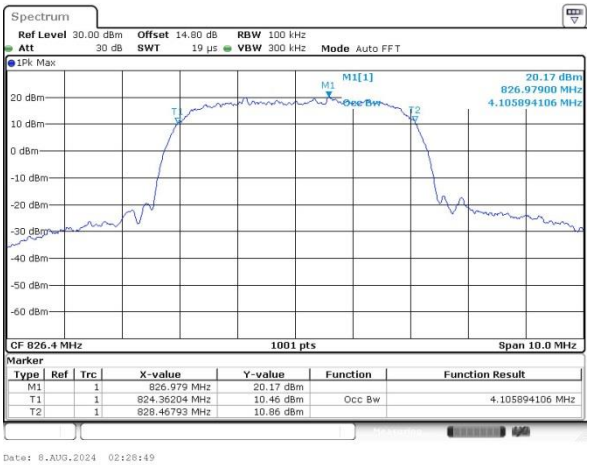

Middle Channel

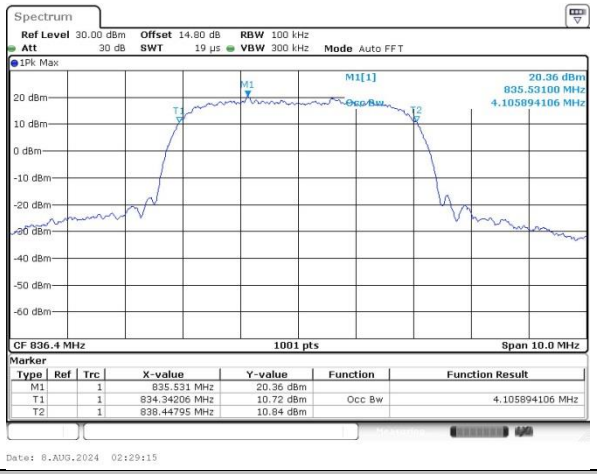

Highest Channel

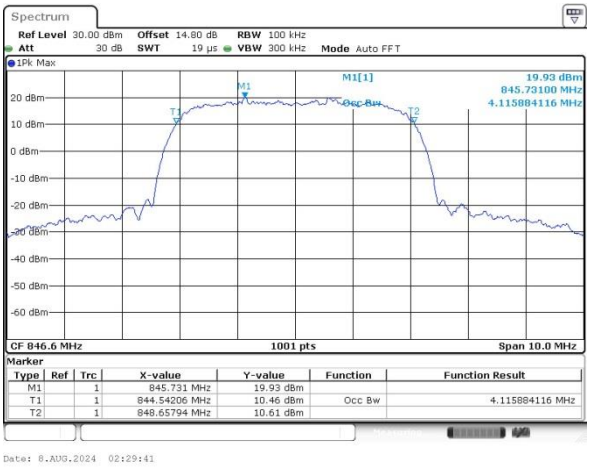

WCDMA Band II (RMC 12.2Kbps)

Lowest Channel

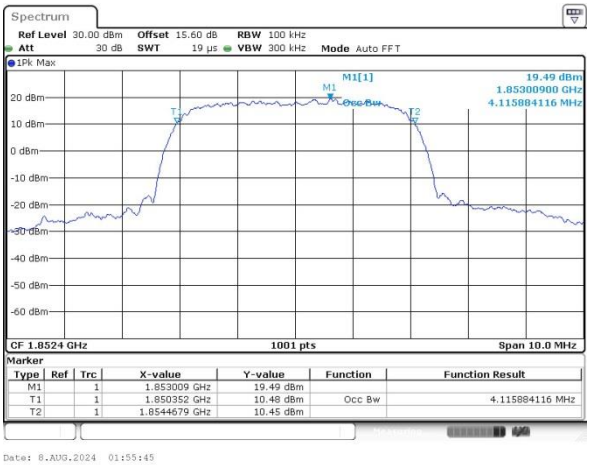

Middle Channel

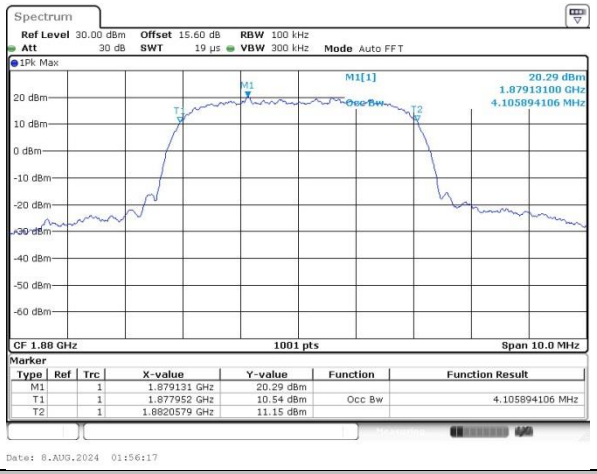

Highest Channel

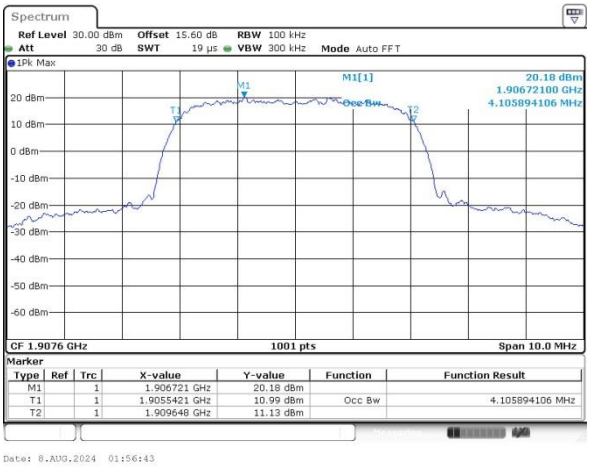

WCDMA Band IV (RMC 12.2Kbps)	-
Lowest Channel	-
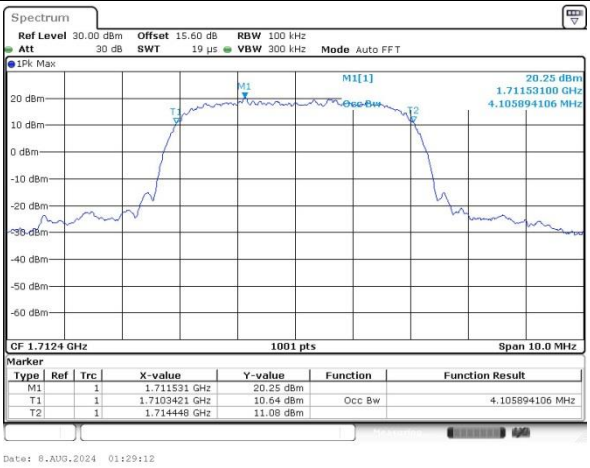	-
Middle Channel	-
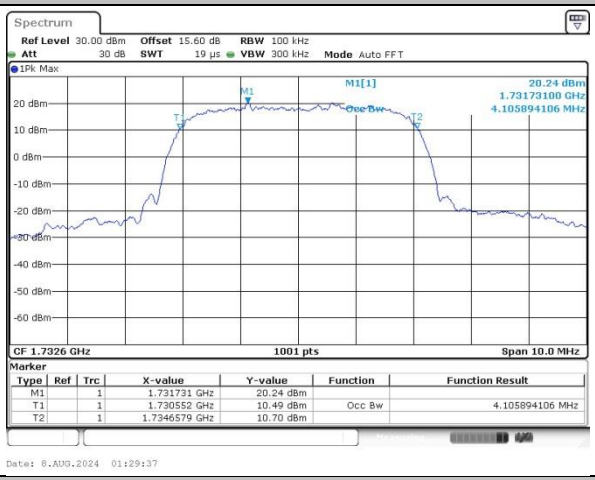	-
Highest Channel	-
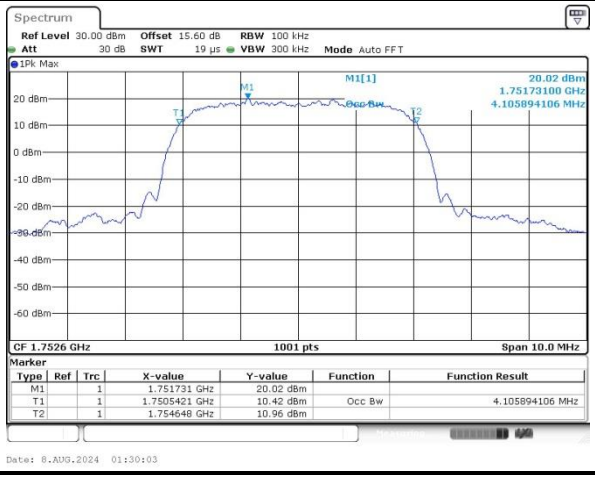	-

Conducted Band Edge

WCDMA Band V (RMC 12.2Kbps)

Lowest Band Edge

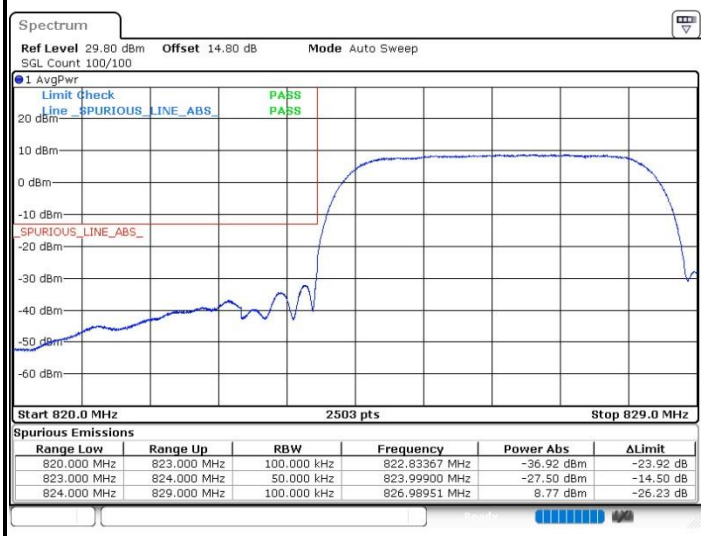

Spurious Emissions

Range Low	Range Up	RBW	Frequency	Power Abs	ΔLimit
820.000 MHz	823.000 MHz	100.000 kHz	822.83367 MHz	-36.92 dBm	-23.92 dB
823.000 MHz	824.000 MHz	50.000 kHz	823.99900 MHz	-27.50 dBm	-14.50 dB
824.000 MHz	829.000 MHz	100.000 kHz	826.98951 MHz	8.77 dBm	-26.23 dB

Date: 8.AUG.2024 02:33:54

Highest Band Edge

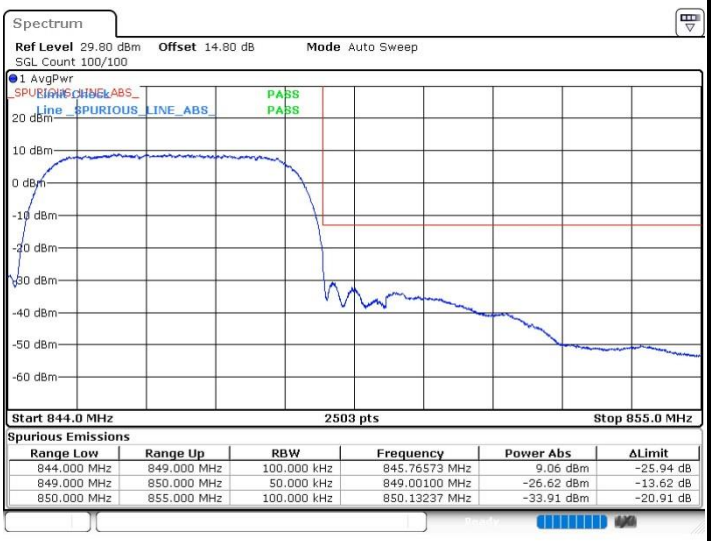

Spurious Emissions

Range Low	Range Up	RBW	Frequency	Power Abs	ΔLimit
844.000 MHz	849.000 MHz	100.000 kHz	845.76573 MHz	9.06 dBm	-25.94 dB
849.000 MHz	850.000 MHz	50.000 kHz	849.00100 MHz	-26.62 dBm	-13.62 dB
850.000 MHz	855.000 MHz	100.000 kHz	850.13237 MHz	-33.91 dBm	-20.91 dB

Date: 8.AUG.2024 02:36:32

WCDMA Band II (RMC 12.2Kbps)

Lowest Band Edge

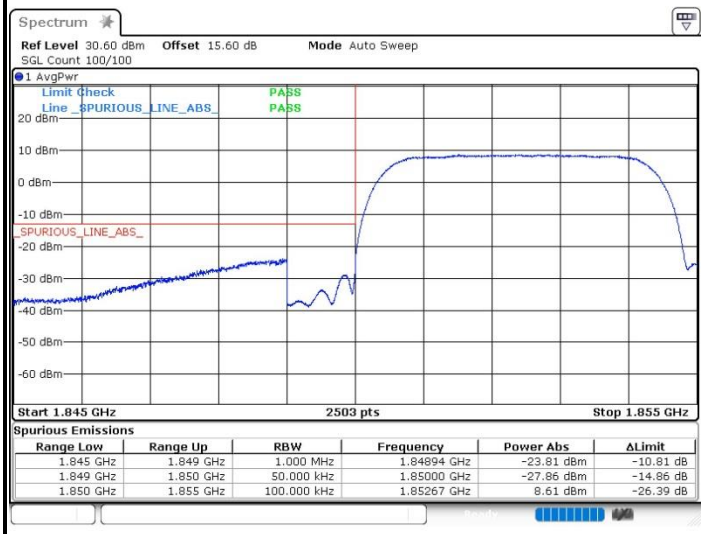

Spurious Emissions

Range Low	Range Up	RBW	Frequency	Power Abs	ΔLimit
1.845 GHz	1.849 GHz	1.000 MHz	1.84894 GHz	-23.81 dBm	-10.81 dB
1.849 GHz	1.850 GHz	50.000 kHz	1.85000 GHz	-27.86 dBm	-14.86 dB
1.850 GHz	1.855 GHz	100.000 kHz	1.85267 GHz	8.61 dBm	-26.39 dB

Date: 8.AUG.2024 02:01:52

Highest Band Edge

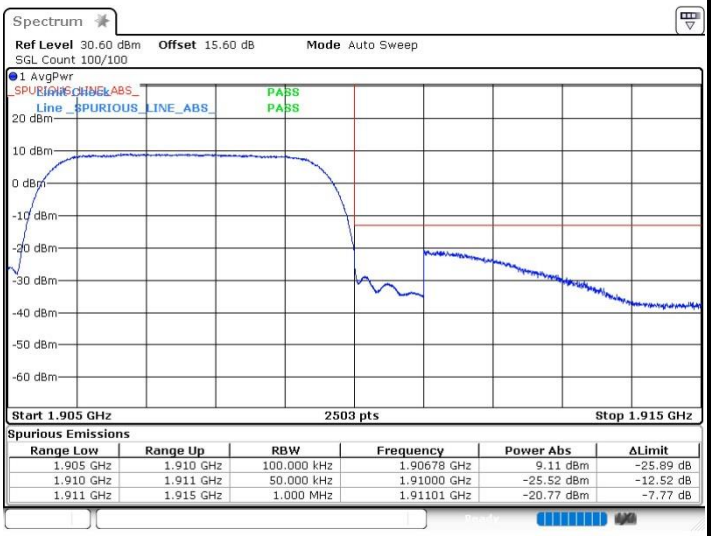

Spurious Emissions

Range Low	Range Up	RBW	Frequency	Power Abs	ΔLimit
1.905 GHz	1.910 GHz	100.000 kHz	1.90678 GHz	9.11 dBm	-25.89 dB
1.910 GHz	1.911 GHz	50.000 kHz	1.91000 GHz	-25.52 dBm	-12.52 dB
1.911 GHz	1.915 GHz	1.000 MHz	1.91101 GHz	-20.77 dBm	-7.77 dB

Date: 8.AUG.2024 02:10:40

WCDMA Band IV (RMC 12.2Kbps)

Lowest Band Edge

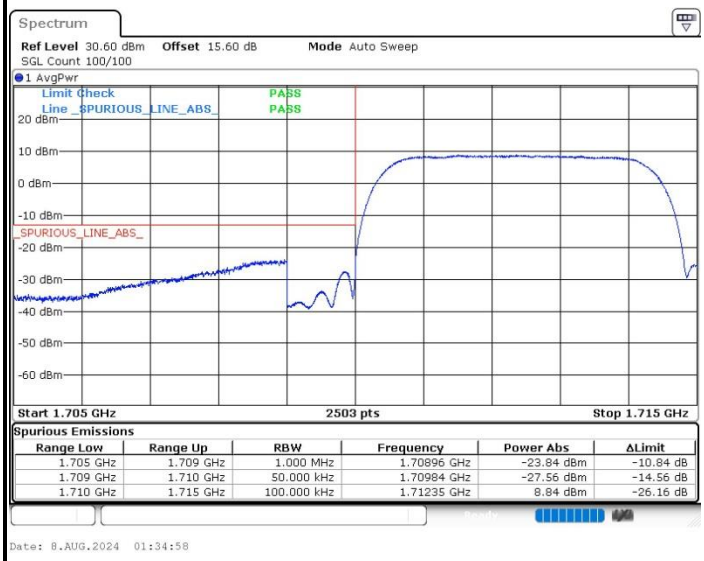

Spurious Emissions

Range Low	Range Up	RBW	Frequency	Power Abs	ΔLimit
1.705 GHz	1.709 GHz	1.000 MHz	1.70896 GHz	-23.84 dBm	-10.84 dB
1.709 GHz	1.710 GHz	50.000 kHz	1.70984 GHz	-27.56 dBm	-14.56 dB
1.710 GHz	1.715 GHz	100.000 kHz	1.71235 GHz	8.84 dBm	-26.16 dB

Date: 8.AUG.2024 01:34:58

Highest Band Edge

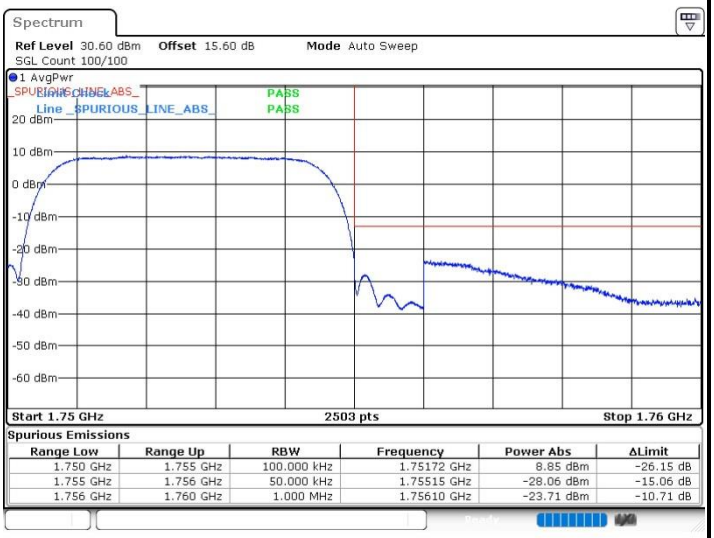

Spurious Emissions

Range Low	Range Up	RBW	Frequency	Power Abs	ΔLimit
1.750 GHz	1.755 GHz	100.000 kHz	1.75172 GHz	8.85 dBm	-26.15 dB
1.755 GHz	1.756 GHz	50.000 kHz	1.75515 GHz	-28.06 dBm	-15.06 dB
1.756 GHz	1.760 GHz	1.000 MHz	1.75610 GHz	-23.71 dBm	-10.71 dB

Date: 8.AUG.2024 01:37:02

Conducted Spurious Emission

WCDMA Band V (RMC 12.2Kbps)

Lowest Channel

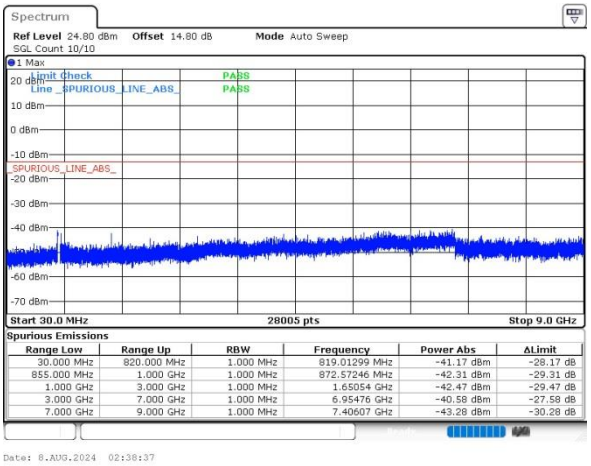

Spurious Emissions

Range Low	Range Up	RBW	Frequency	Power Abs	ΔLimit
30.000 MHz	820.000 MHz	1.000 MHz	819.01299 MHz	-41.17 dBm	-28.17 dB
855.000 MHz	1.000 GHz	1.000 MHz	872.57246 MHz	-42.31 dBm	-29.31 dB
1.000 GHz	3.000 GHz	1.000 MHz	1.65054 GHz	-42.47 dBm	-29.47 dB
3.000 GHz	7.000 GHz	1.000 MHz	6.95476 GHz	-40.58 dBm	-27.58 dB
7.000 GHz	9.000 GHz	1.000 MHz	7.40607 GHz	-43.28 dBm	-30.28 dB

Date: 8.AUG.2024 02:38:37

Middle Channel

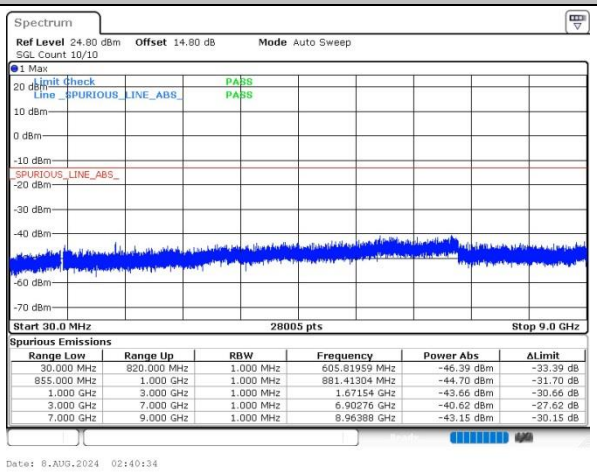

Spurious Emissions

Range Low	Range Up	RBW	Frequency	Power Abs	ΔLimit
30.000 MHz	820.000 MHz	1.000 MHz	605.81959 MHz	-46.39 dBm	-33.39 dB
855.000 MHz	1.000 GHz	1.000 MHz	881.41304 MHz	-44.70 dBm	-31.70 dB
1.000 GHz	3.000 GHz	1.000 MHz	1.67154 GHz	-43.66 dBm	-30.66 dB
3.000 GHz	7.000 GHz	1.000 MHz	6.90276 GHz	-40.62 dBm	-27.62 dB
7.000 GHz	9.000 GHz	1.000 MHz	8.96388 GHz	-43.15 dBm	-30.15 dB

Date: 8.AUG.2024 02:40:34

Highest Channel

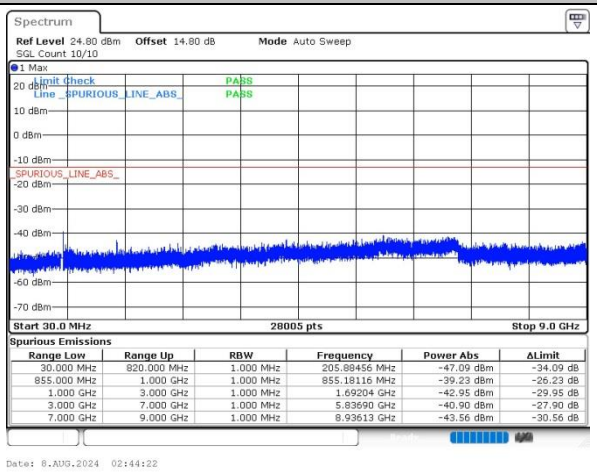

Spurious Emissions

Range Low	Range Up	RBW	Frequency	Power Abs	ΔLimit
30.000 MHz	820.000 MHz	1.000 MHz	205.88456 MHz	-47.09 dBm	-34.09 dB
855.000 MHz	1.000 GHz	1.000 MHz	855.18116 MHz	-39.23 dBm	-26.23 dB
1.000 GHz	3.000 GHz	1.000 MHz	1.69204 GHz	-42.95 dBm	-29.95 dB
3.000 GHz	7.000 GHz	1.000 MHz	5.83690 GHz	-40.90 dBm	-27.90 dB
7.000 GHz	9.000 GHz	1.000 MHz	8.93613 GHz	-43.56 dBm	-30.56 dB

Date: 8.AUG.2024 02:44:22

WCDMA Band II (RMC 12.2Kbps)

Lowest Channel

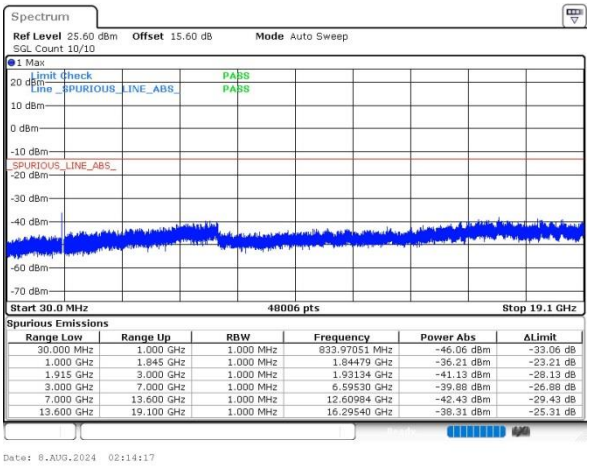

Spurious Emissions

Range Low	Range Up	RBW	Frequency	Power Abs	ΔLimit
30.000 MHz	1.000 GHz	1.000 MHz	833.97051 MHz	-46.06 dBm	-33.06 dB
1.000 GHz	1.845 GHz	1.000 MHz	1.84479 GHz	-36.21 dBm	-23.21 dB
1.915 GHz	3.000 GHz	1.000 MHz	1.93134 GHz	-41.13 dBm	-28.13 dB
3.000 GHz	7.000 GHz	1.000 MHz	6.59530 GHz	-39.88 dBm	-26.88 dB
7.000 GHz	13.600 GHz	1.000 MHz	12.60984 GHz	-42.43 dBm	-29.43 dB
13.600 GHz	19.100 GHz	1.000 MHz	16.29540 GHz	-38.31 dBm	-25.31 dB

Date: 8.AUG.2024 02:14:17

Middle Channel

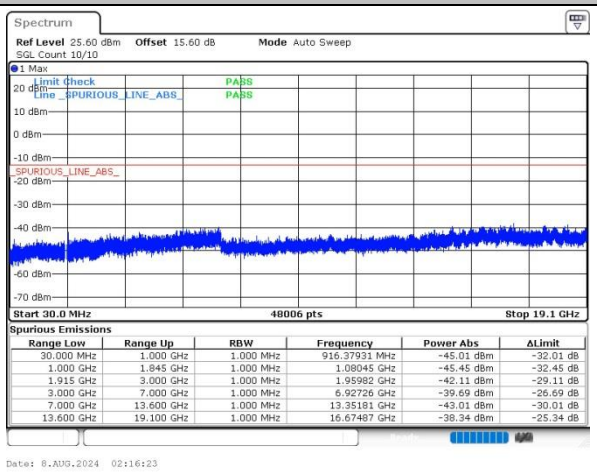

Spurious Emissions

Range Low	Range Up	RBW	Frequency	Power Abs	ΔLimit
30.000 MHz	1.000 GHz	1.000 MHz	916.37931 MHz	-45.01 dBm	-32.01 dB
1.000 GHz	1.845 GHz	1.000 MHz	1.08045 GHz	-45.45 dBm	-32.45 dB
1.915 GHz	3.000 GHz	1.000 MHz	1.95982 GHz	-42.11 dBm	-29.11 dB
3.000 GHz	7.000 GHz	1.000 MHz	6.92726 GHz	-39.69 dBm	-26.69 dB
7.000 GHz	13.600 GHz	1.000 MHz	13.35181 GHz	-43.01 dBm	-30.01 dB
13.600 GHz	19.100 GHz	1.000 MHz	16.67487 GHz	-38.34 dBm	-25.34 dB

Date: 8.AUG.2024 02:16:23

Highest Channel

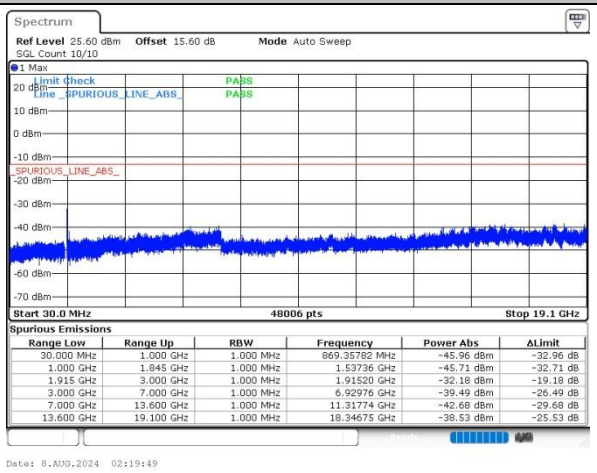

Spurious Emissions

Range Low	Range Up	RBW	Frequency	Power Abs	ΔLimit
30.000 MHz	1.000 GHz	1.000 MHz	869.35782 MHz	-45.96 dBm	-32.96 dB
1.000 GHz	1.845 GHz	1.000 MHz	1.53736 GHz	-45.71 dBm	-32.71 dB
1.915 GHz	3.000 GHz	1.000 MHz	1.91520 GHz	-32.18 dBm	-19.18 dB
3.000 GHz	7.000 GHz	1.000 MHz	6.92976 GHz	-39.49 dBm	-26.49 dB
7.000 GHz	13.600 GHz	1.000 MHz	11.31774 GHz	-42.68 dBm	-29.68 dB
13.600 GHz	19.100 GHz	1.000 MHz	18.34675 GHz	-38.53 dBm	-25.53 dB

Date: 8.AUG.2024 02:19:49

WCDMA Band IV (RMC 12.2Kbps)	-
Lowest Channel	-
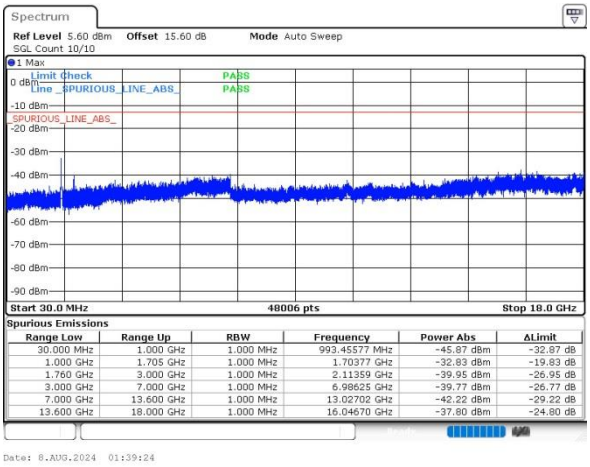	-
Middle Channel	-
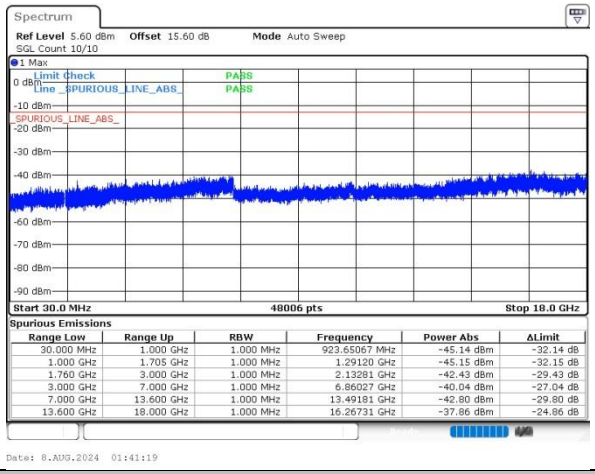	-
Highest Channel	-
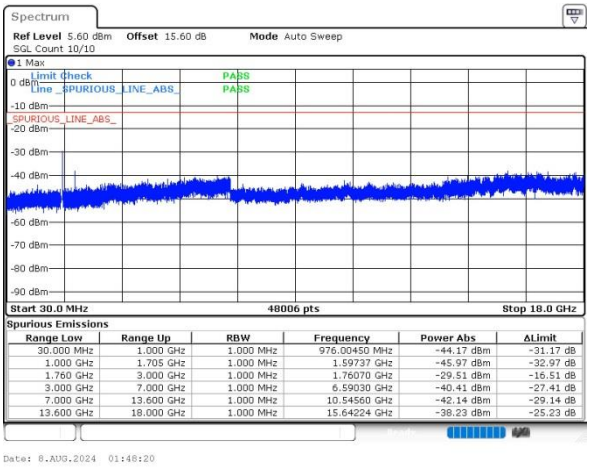	-

Frequency Stability

Test Conditions	Middle Channel	WCDMA Band V (RMC 12.2KbpsRMC 12.2Kbps)	Limit 2.5ppm
Temperature (°C)	Voltage (Volt)	Deviation (ppm)	Result
50	Normal Voltage	0.0121	PASS
40	Normal Voltage	0.0237	
30	Normal Voltage	0.0275	
20(Ref.)	Normal Voltage	0.0000	
10	Normal Voltage	0.0249	
0	Normal Voltage	0.0311	
-10	Normal Voltage	0.0227	
-20	Normal Voltage	0.0129	
-30	Normal Voltage	0.0344	
20	Maximum Voltage	0.0456	
20	Normal Voltage	0.0000	
20	Minimum Voltage	0.0147	

Test Conditions	Middle Channel	WCDMA Band II (RMC 12.2Kbps)	Limit Note 2.
Temperature (°C)	Voltage (Volt)	Deviation (ppm)	Result
50	Normal Voltage	0.0155	PASS
40	Normal Voltage	0.0198	
30	Normal Voltage	0.0068	
20(Ref.)	Normal Voltage	0.0000	
10	Normal Voltage	0.0134	
0	Normal Voltage	0.0172	
-10	Normal Voltage	0.0248	
-20	Normal Voltage	0.0048	
-30	Normal Voltage	0.0171	
20	Maximum Voltage	0.0234	
20	Normal Voltage	0.0000	
20	Minimum Voltage	0.0069	

Test Conditions	Middle Channel	WCDMA Band IV (RMC 12.2Kbps)	Limit Note 2.
Temperature (°C)	Voltage (Volt)	Deviation (ppm)	Result
50	Normal Voltage	0.0096	PASS
40	Normal Voltage	0.0124	
30	Normal Voltage	0.0058	
20(Ref.)	Normal Voltage	0.0000	
10	Normal Voltage	0.0027	
0	Normal Voltage	0.0064	
-10	Normal Voltage	0.0119	
-20	Normal Voltage	0.0126	
-30	Normal Voltage	0.0054	
20	Maximum Voltage	0.0039	
20	Normal Voltage	0.0000	
20	Minimum Voltage	0.0142	

Note:

1. Normal Voltage = 3.8V ；Minimum Voltage =3.55V. ；Maximum Voltage =4.4V
2. The frequency fundamental emissions stay within the authorized frequency block based on the frequency deviation measured is small.

Appendix B. Test Results of Radiated Test

Radiated Spurious Emission

Test Engineer :	Bruce	Temperature :	23~25℃
		Relative Humidity :	51~52%

GSM850 (GSM)								
Channel	Frequency (MHz)	ERP (dBm)	Limit (dBm)	Over Limit (dB)	S.G. Power (dBm)	TX Cable loss (dB)	TX Antenna Gain (dBi)	Polarization (H/V)
Middle	1672	-50.55	-13	-37.55	-57.52	1.58	10.70	H
	2512	-60.01	-13	-47.01	-68.26	2.102	12.50	H
	3344	-59.36	-13	-46.36	-68.25	2.856	13.90	H
	1672	-47.78	-13	-34.78	-54.75	1.58	10.70	V
	2512	-59.77	-13	-46.77	-68.02	2.10	12.50	V
	3344	-60.91	-13	-47.91	-69.80	2.86	13.90	V

Remark: Spurious emissions within 30-1000MHz were found more than 20dB below limit line.

GSM850 (EDGE 1 Tx slots)								
Channel	Frequency (MHz)	ERP (dBm)	Limit (dBm)	Over Limit (dB)	S.G. Power (dBm)	TX Cable loss (dB)	TX Antenna Gain (dBi)	Polarization (H/V)
Middle	1672	-54.98	-13	-41.98	-61.95	1.58	10.70	H
	2512	-58.48	-13	-45.48	-66.73	2.102	12.50	H
	3344	-58.62	-13	-45.62	-67.51	2.856	13.90	H
	1672	-51.49	-13	-38.49	-58.46	1.58	10.70	V
	2512	-59.92	-13	-46.92	-68.17	2.10	12.50	V
	3344	-60.42	-13	-47.42	-69.31	2.86	13.90	V

Remark: Spurious emissions within 30-1000MHz were found more than 20dB below limit line.

GSM1900 (GSM)								
Channel	Frequency (MHz)	EIRP (dBm)	Limit (dBm)	Over Limit (dB)	S.G. Power (dBm)	TX Cable loss (dB)	TX Antenna Gain (dBi)	Polarization (H/V)
Middle	3765	-48.92	-13	-35.92	-61.18	2.64	14.90	H
	5640	-46.11	-13	-33.11	-57.97	2.94	14.80	H
	7515	-53.97	-13	-40.97	-63.74	3.39	13.16	H
	3765	-42.60	-13	-29.60	-54.86	2.64	14.90	V
	5640	-48.89	-13	-35.89	-60.75	2.94	14.80	V
	7515	-54.11	-13	-41.11	-63.88	3.39	13.16	V

Remark: Spurious emissions within 30-1000MHz were found more than 20dB below limit line.

GSM1900 (EDGE 1 Tx slots)								
Channel	Frequency (MHz)	EIRP (dBm)	Limit (dBm)	Over Limit (dB)	S.G. Power (dBm)	TX Cable loss (dB)	TX Antenna Gain (dBi)	Polarization (H/V)
Middle	3765	-46.75	-13	-33.75	-59.01	2.64	14.90	H
	5640	-49.23	-13	-36.23	-61.09	2.94	14.80	H
	7515	-53.61	-13	-40.61	-63.38	3.39	13.16	H
	3765	-42.60	-13	-29.60	-54.86	2.64	14.90	V
	5640	-46.33	-13	-33.33	-58.19	2.94	14.80	V
	7515	-52.12	-13	-39.12	-61.89	3.39	13.16	V

Remark: Spurious emissions within 30-1000MHz were found more than 20dB below limit line.

WCDMA Band V(RMC 12.2Kbps)								
Channel	Frequency (MHz)	ERP (dBm)	Limit (dBm)	Over Limit (dB)	S.G. Power (dBm)	TX Cable loss (dB)	TX Antenna Gain (dBi)	Polarization (H/V)
Middle	1672	-64.69	-13	-51.69	-71.66	1.58	10.70	H
	2512	-60.72	-13	-47.72	-68.97	2.102	12.50	H
	3344	-60.86	-13	-47.86	-69.75	2.856	13.90	H
	1672	-63.78	-13	-50.78	-70.75	1.58	10.70	V
	2512	-60.26	-13	-47.26	-68.51	2.10	12.50	V
	3344	-60.48	-13	-47.48	-69.37	2.86	13.90	V

Remark: Spurious emissions within 30-1000MHz were found more than 20dB below limit line.

WCDMA Band II(RMC 12.2Kbps)								
Channel	Frequency (MHz)	EIRP (dBm)	Limit (dBm)	Over Limit (dB)	S.G. Power (dBm)	TX Cable loss (dB)	TX Antenna Gain (dBi)	Polarization (H/V)
Middle	3765	-55.72	-13	-42.72	-67.98	2.64	14.90	H
	5640	-55.13	-13	-42.13	-66.99	2.94	14.80	H
	7515	-54.10	-13	-41.10	-63.87	3.39	13.16	H
	3765	-55.92	-13	-42.92	-68.18	2.64	14.90	V
	5640	-55.68	-13	-42.68	-67.54	2.94	14.80	V
	7515	-53.77	-13	-40.77	-63.54	3.39	13.16	V

Remark: Spurious emissions within 30-1000MHz were found more than 20dB below limit line.

WCDMA Band IV(RMC 12.2Kbps)								
Channel	Frequency (MHz)	EIRP (dBm)	Limit (dBm)	Over Limit (dB)	S.G. Power (dBm)	TX Cable loss (dB)	TX Antenna Gain (dBi)	Polarization (H/V)
Middle	3465	-57.62	-13	-44.62	-68.36	2.604	13.34	H
	5205	-55.07	-13	-42.07	-65.58	3.011	13.52	H
	6930	-55.43	-13	-42.43	-65.63	3.271	13.47	H
	3465	-50.50	-13	-37.50	-61.24	2.604	13.34	V
	5205	-54.88	-13	-41.88	-65.39	3.011	13.52	V
	6930	-55.84	-13	-42.84	-66.04	3.271	13.47	V

Remark: Spurious emissions within 30-1000MHz were found more than 20dB below limit line.