1.4MHz Channel Bandwidth

Channel 26797 (824.7MHz)

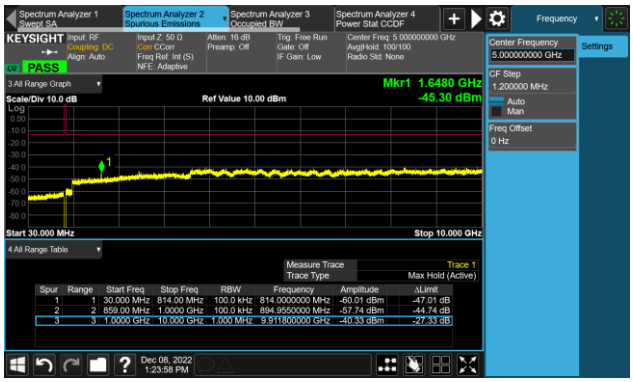

Channel 26915 (836.5MHz)

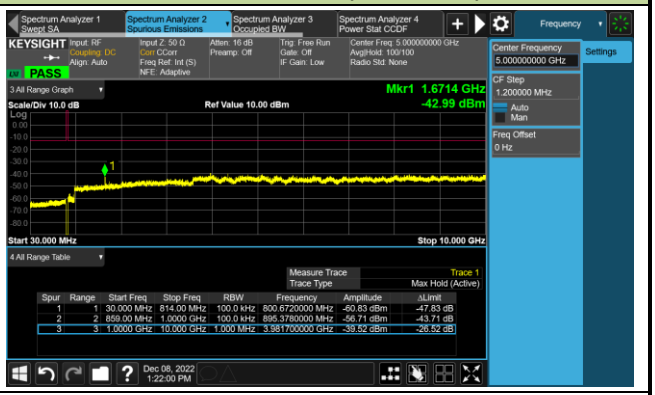

Channel 27033 (848.3MHz)

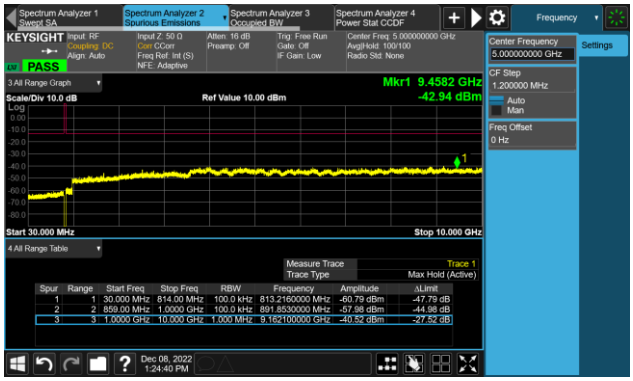

3MHz Channel Bandwidth

Channel 26805 (825.5MHz)

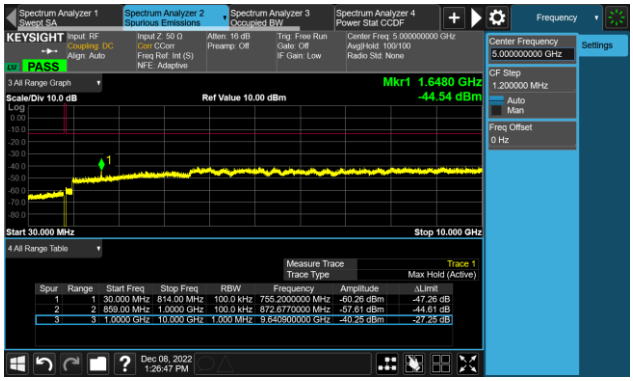

Channel 26915 (836.5MHz)

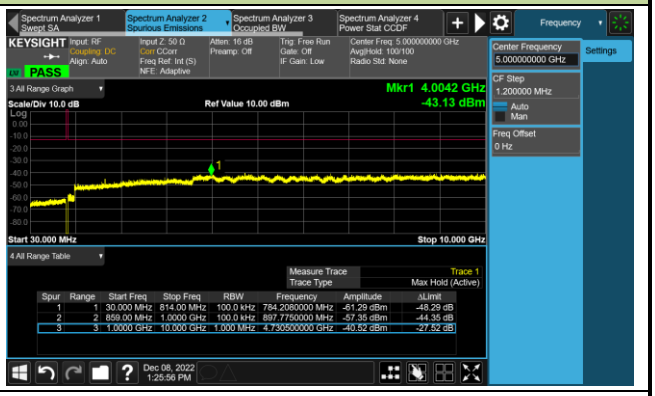

Channel 27025 (847.5MHz)

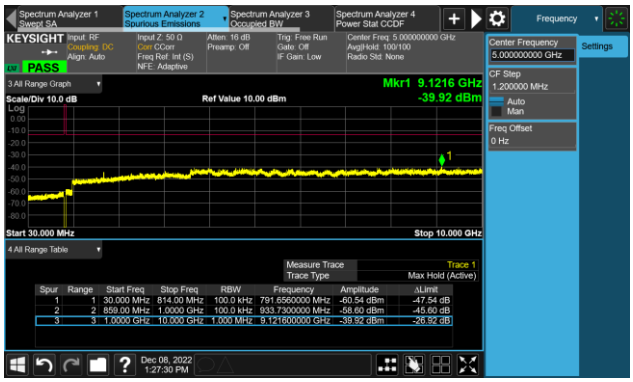

5MHz Channel Bandwidth

Channel 26815 (826.5MHz)

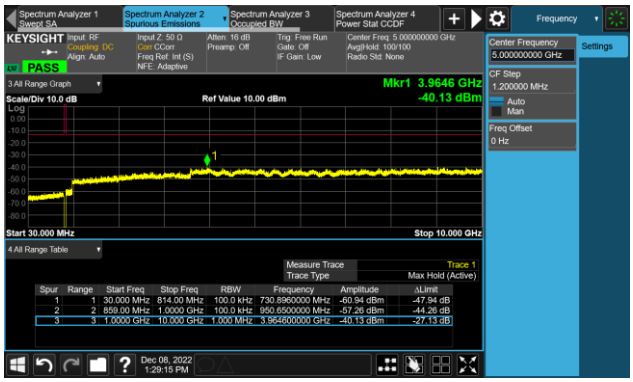

Channel 26915 (836.5MHz)

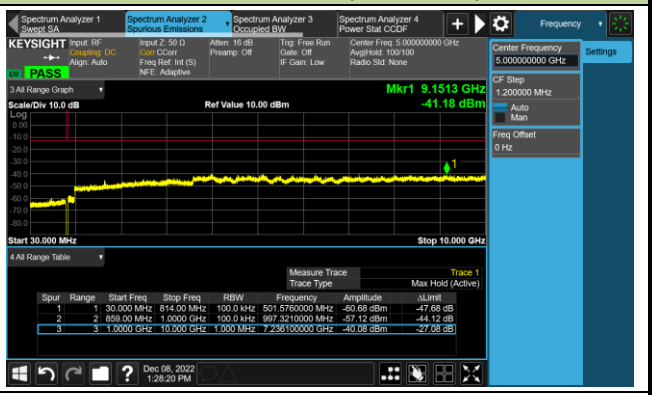

Channel 27015 (846.5MHz)

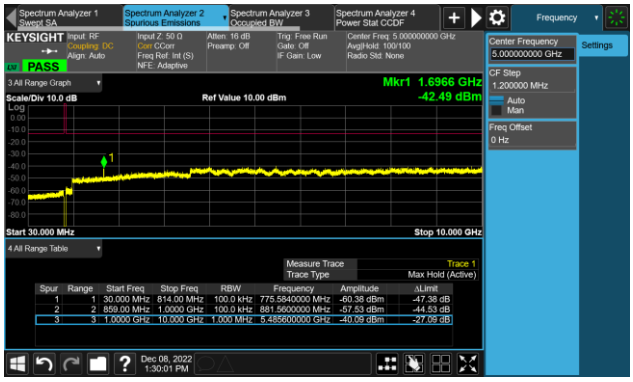

10MHz Channel Bandwidth

Channel 26840 (829MHz)

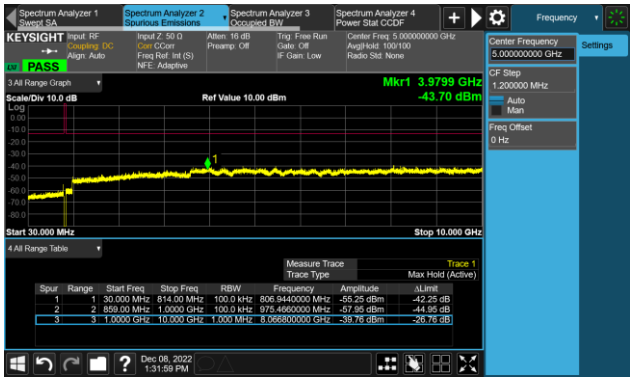

Channel 26915 (836.5MHz)

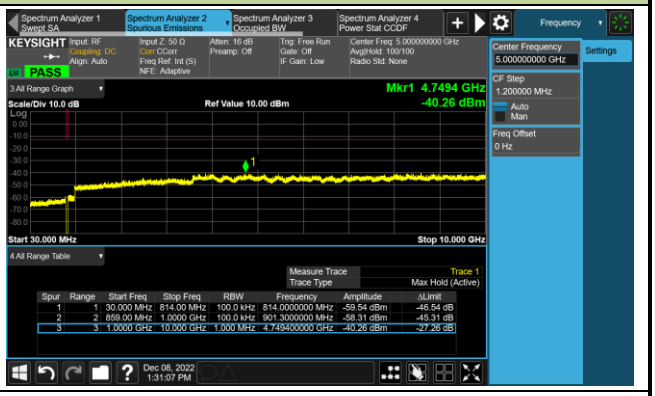

Channel 26990 (844MHz)

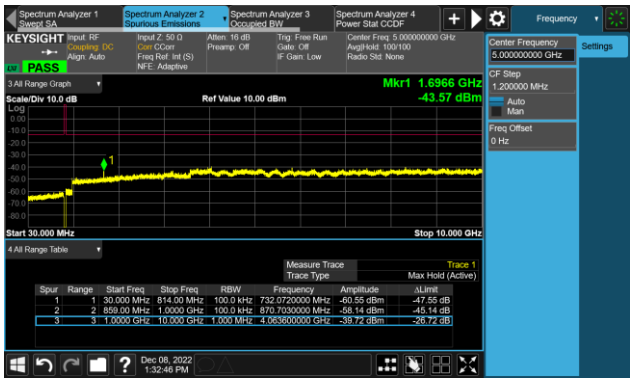

15MHz Channel Bandwidth	
Channel 26765 (831.5MHz)	Channel 26915 (836.5MHz)
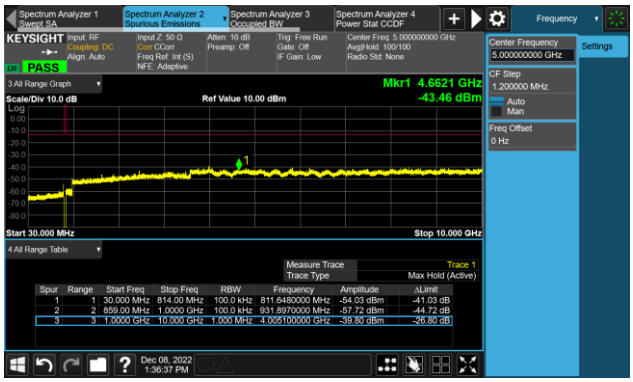	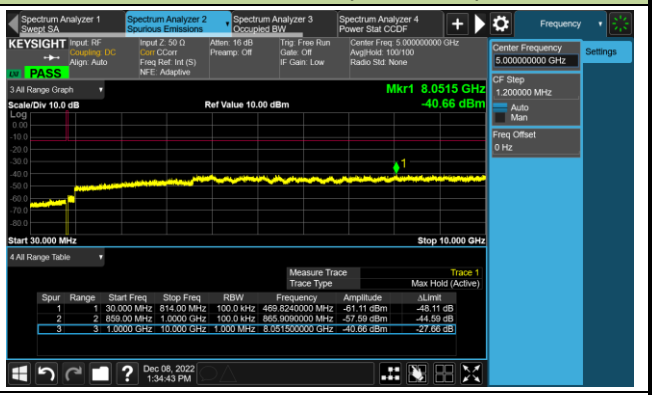
Channel 26965 (841.5MHz)	
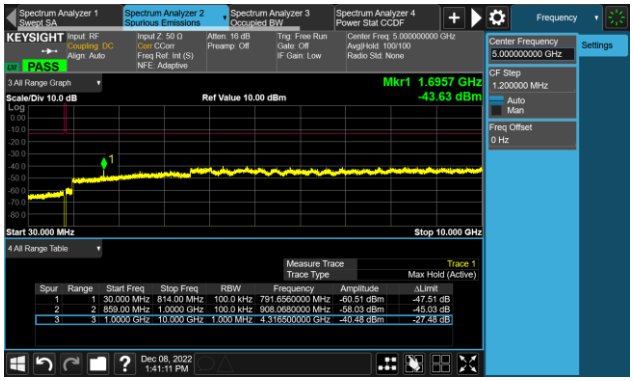	

Test Site	WZ-SR6	Test Engineer	Cloud Guo
Test Date	2022/12/08	Test Band	LTE Band 7, 1RB, QPSK

Frequency (MHz)	Channel BW (MHz)	Frequency Range (MHz)	Max Spurious Emissions (dBm)	Limit (dBm)	Result
2502.5	5	30 ~ 26000	-34.38	≤ -25.00	Pass
2535.0	5	30 ~ 26000	-35.59	≤ -25.00	Pass
2567.5	5	30 ~ 26000	-34.07	≤ -25.00	Pass
2505.0	10	30 ~ 26000	-32.82	≤ -25.00	Pass
2535.0	10	30 ~ 26000	-33.76	≤ -25.00	Pass
2565.0	10	30 ~ 26000	-35.58	≤ -25.00	Pass
2507.5	15	30 ~ 26000	-33.49	≤ -25.00	Pass
2535.0	15	30 ~ 26000	-34.15	≤ -25.00	Pass
2562.5	15	30 ~ 26000	-33.34	≤ -25.00	Pass
2510.0	20	30 ~ 26000	-31.85	≤ -25.00	Pass
2535.0	20	30 ~ 26000	-34.21	≤ -25.00	Pass
2560.0	20	30 ~ 26000	-29.64	≤ -25.00	Pass

5MHz Channel Bandwidth

Channel 20775 (2502.5MHz)

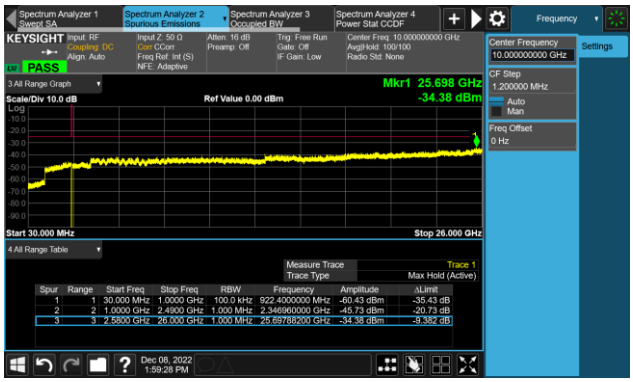

Channel 21100 (2535MHz)

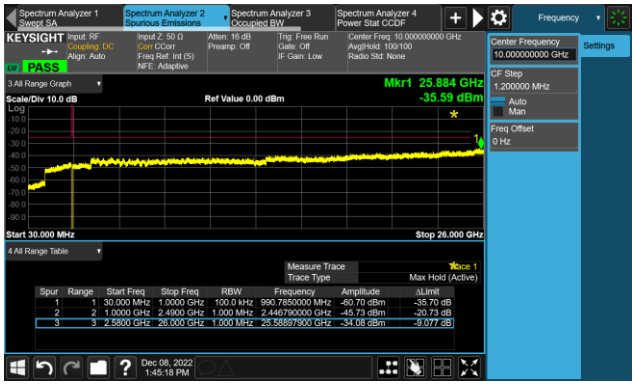

Channel 21425 (2567.5MHz)

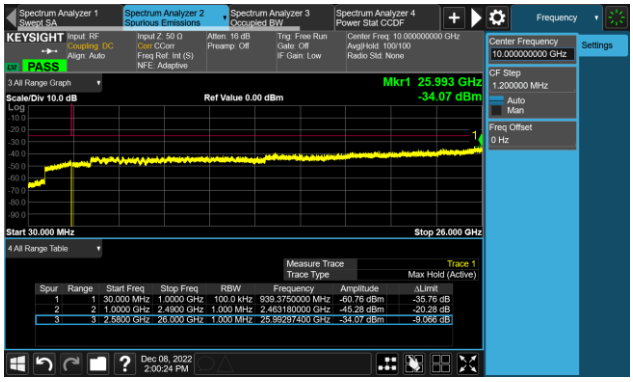

10MHz Channel Bandwidth

Channel 20800 (2505MHz)

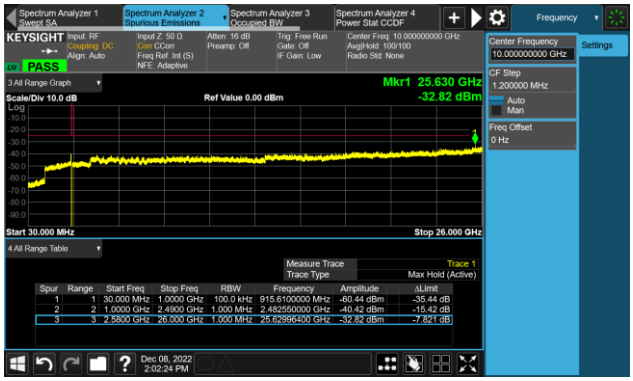

Channel 21100 (2535MHz)

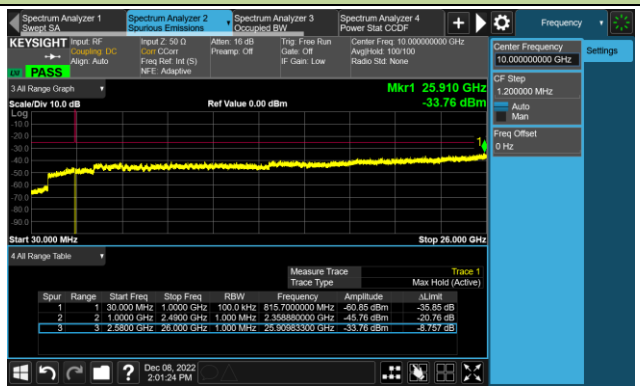

Channel 21400 (2565MHz)

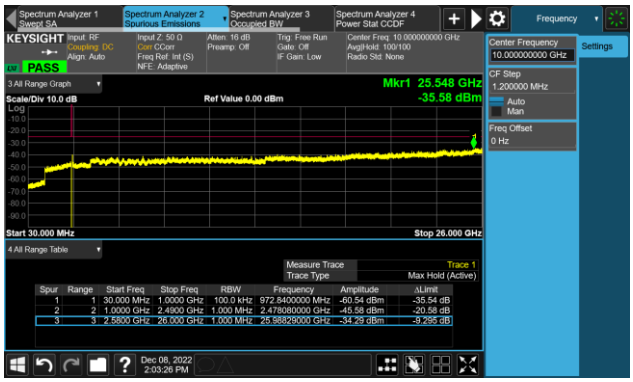

15MHz Channel Bandwidth

Channel 20825 (2507.5MHz)

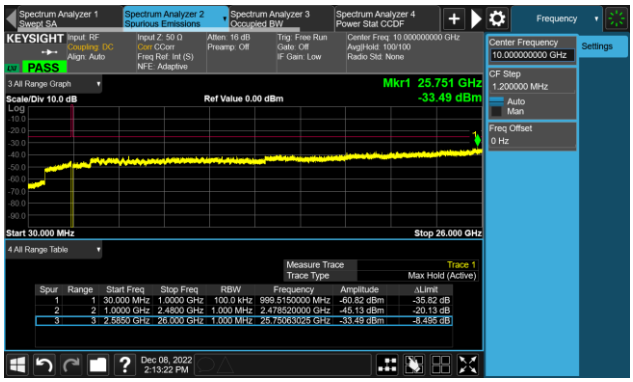

Channel 21100 (2535MHz)

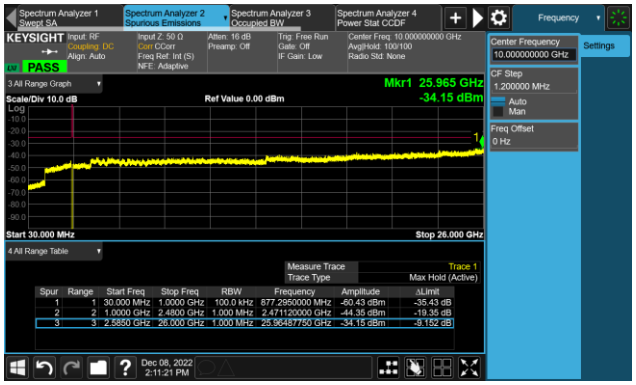

Channel 21375 (2562.5MHz)

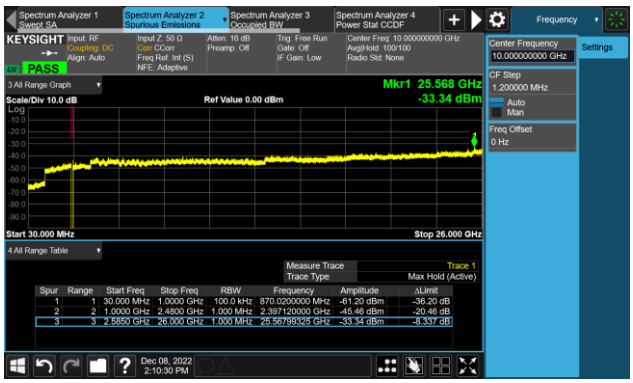

20MHz Channel Bandwidth

Channel 20850 (2510MHz)

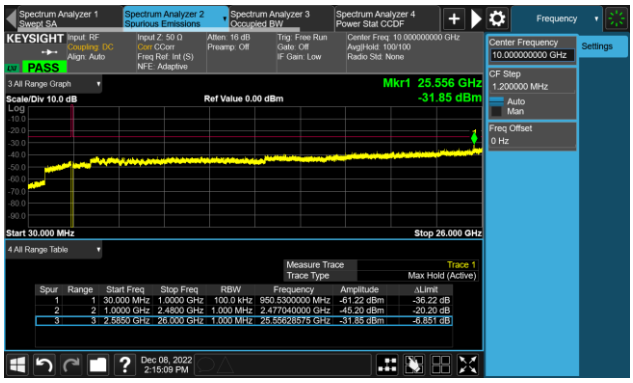

Channel 21100 (2535MHz)

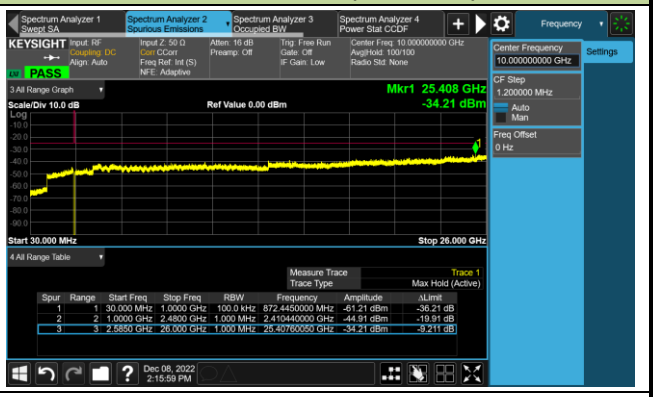

Channel 21350 (2560MHz)

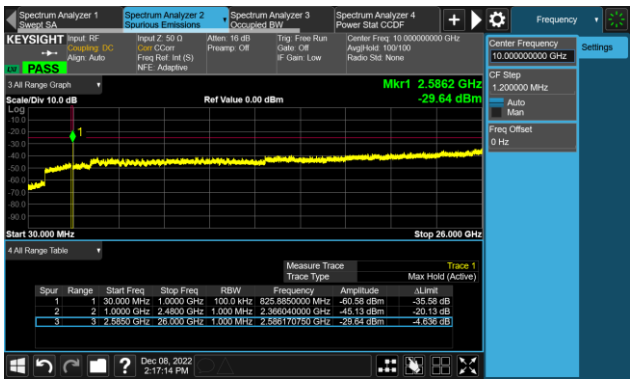

Test Site	WZ-SR6	Test Engineer	Cloud Guo
Test Date	2022/12/08	Test Band	LTE Band 12, 1RB, QPSK

Frequency (MHz)	Channel BW (MHz)	Frequency Range (MHz)	Max Spurious Emissions (dBm)	Limit (dBm)	Result
699.7	1.4	30 ~ 10000	-41.65	≤ -13.00	Pass
707.5	1.4	30 ~ 10000	-40.58	≤ -13.00	Pass
715.3	1.4	30 ~ 10000	-43.11	≤ -13.00	Pass
700.5	3	30 ~ 10000	-42.70	≤ -13.00	Pass
707.5	3	30 ~ 10000	-39.89	≤ -13.00	Pass
714.5	3	30 ~ 10000	-38.48	≤ -13.00	Pass
701.5	5	30 ~ 10000	-43.05	≤ -13.00	Pass
707.5	5	30 ~ 10000	-38.31	≤ -13.00	Pass
713.5	5	30 ~ 10000	-38.93	≤ -13.00	Pass
704.0	10	30 ~ 10000	-44.01	≤ -13.00	Pass
707.5	10	30 ~ 10000	-42.39	≤ -13.00	Pass
711.0	10	30 ~ 10000	-41.51	≤ -13.00	Pass

1.4MHz Channel Bandwidth	
Channel 23017 (699.7MHz)	Channel 23095 (707.5MHz)
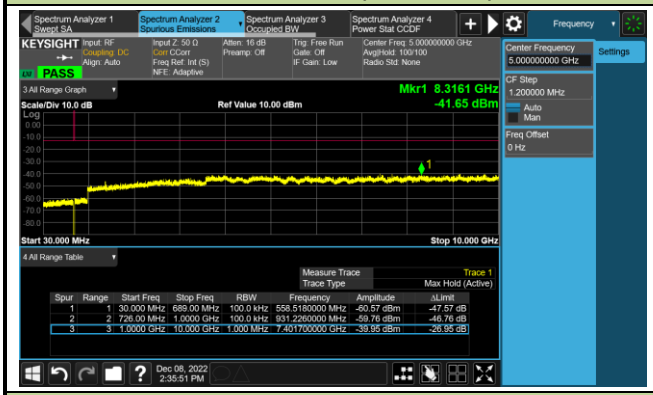	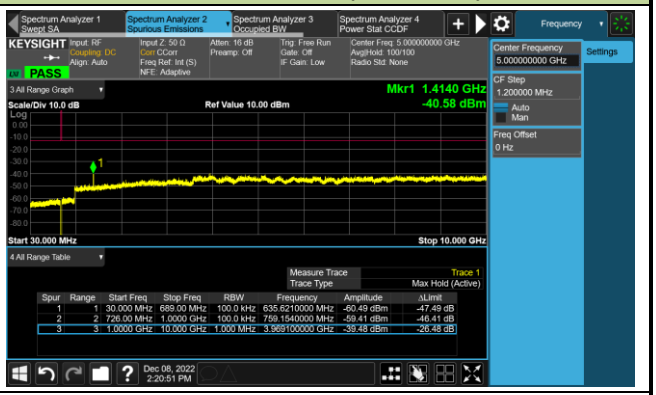
Channel 23173 (715.3MHz)	
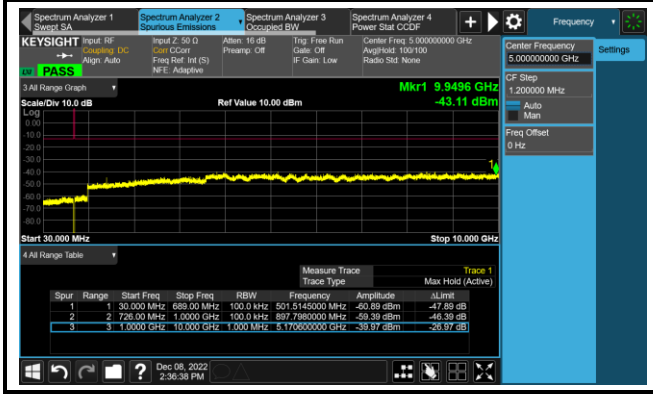	

3MHz Channel Bandwidth	
Channel 23025 (700.5MHz)	Channel 23095 (707.5MHz)
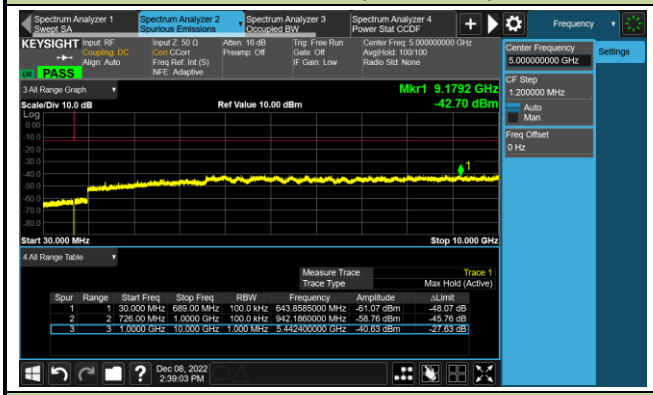	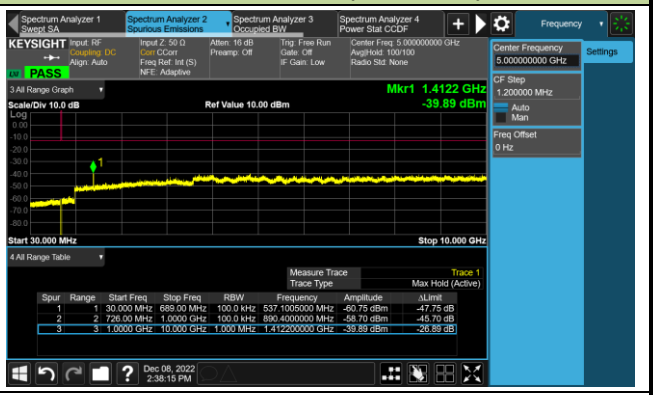
Channel 23165 (714.5MHz)	
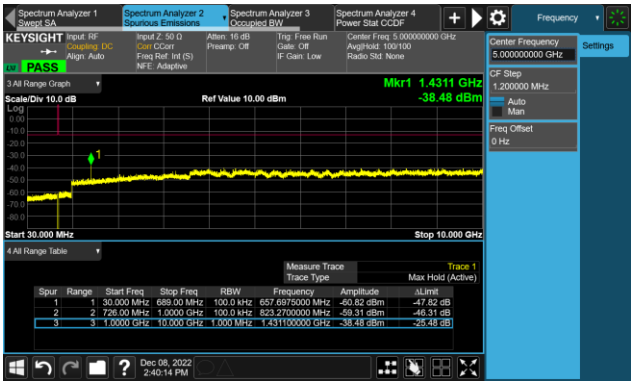	

5MHz Channel Bandwidth

Channel 23035 (701.5MHz)

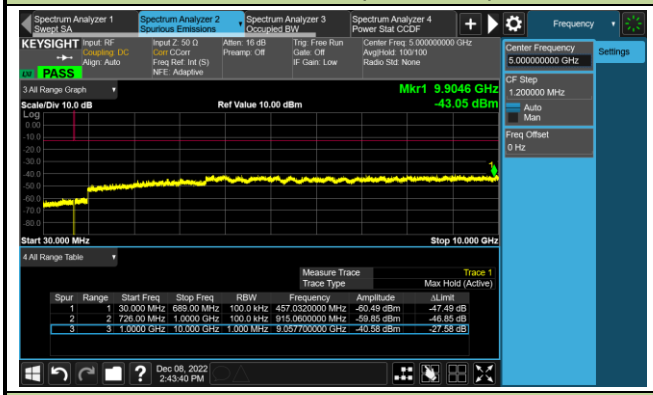

Channel 23095 (707.5MHz)

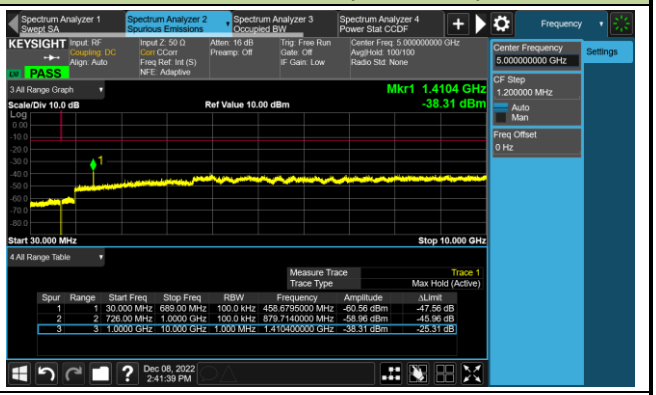

Channel 23165 (714.5MHz)

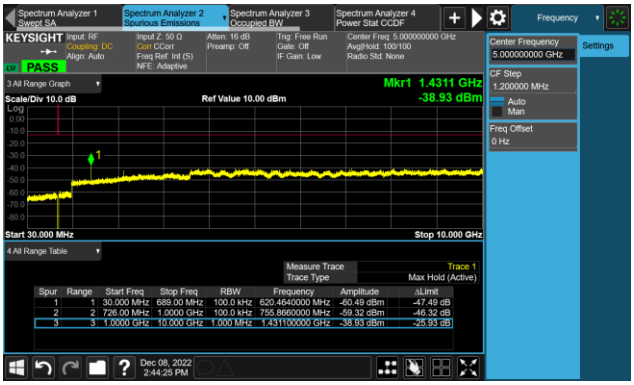

10MHz Channel Bandwidth

Channel 23060 (704.0MHz)

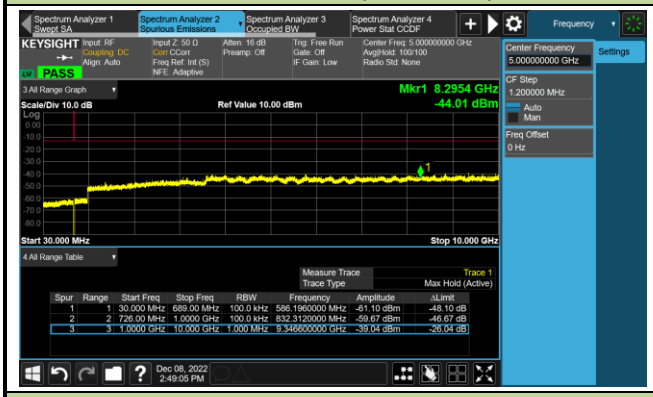

Channel 23095 (707.5MHz)

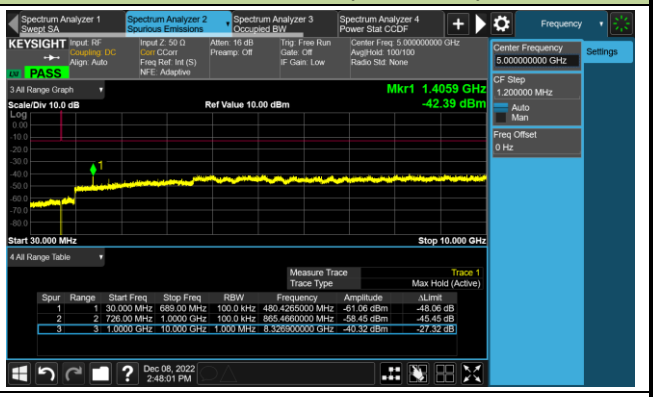

Channel 23130 (711.0MHz)

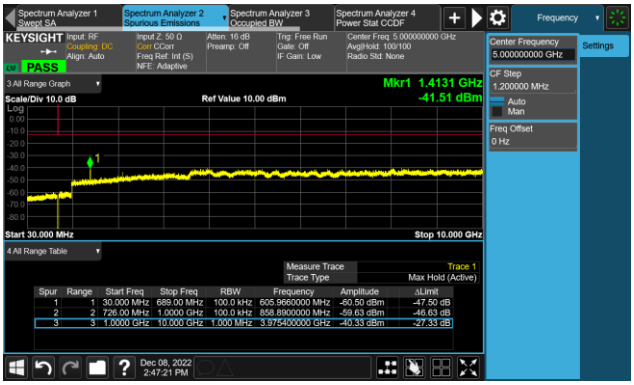

Test Site	WZ-SR6	Test Engineer	Cloud Guo
Test Date	2022/12/09	Test Band	LTE Band 13, 1RB, QPSK

Frequency (MHz)	Channel BW (MHz)	Frequency Range (MHz)	Max Spurious Emissions (dBm)	Limit (dBm)	Result
779.5	5	30 ~ 10000	-39.92	≤ -13.00	Pass
782.0	5	30 ~ 10000	-40.01	≤ -13.00	Pass
784.5	5	30 ~ 10000	-42.91	≤ -13.00	Pass
782.0	10	30 ~ 10000	-42.91	≤ -13.00	Pass

5MHz Channel Bandwidth

Channel 23205 (779.5MHz)

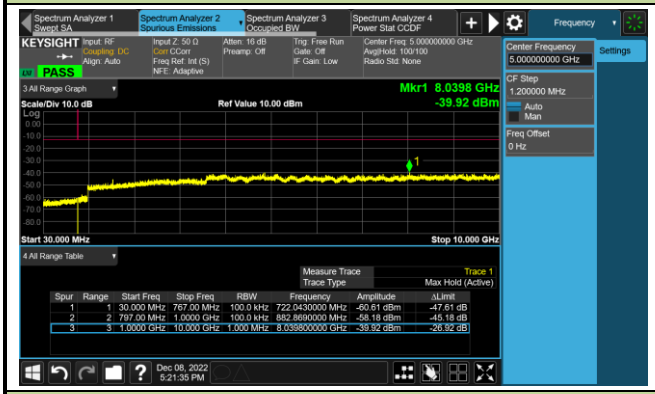

Channel 23230 (1559MHz ~ 1610 MHz)

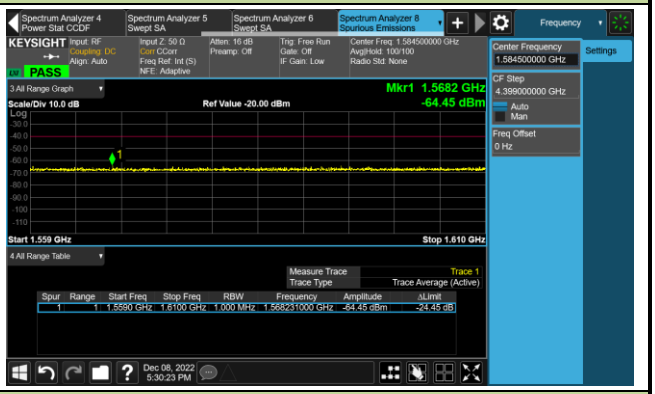

Channel 23230 (782MHz)

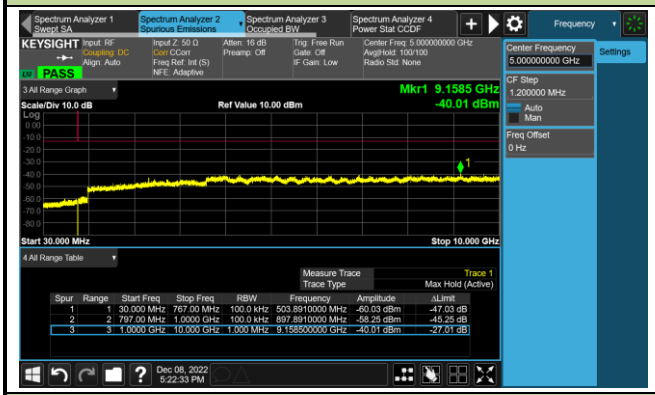

Channel 23230 (1559MHz ~ 1610 MHz)

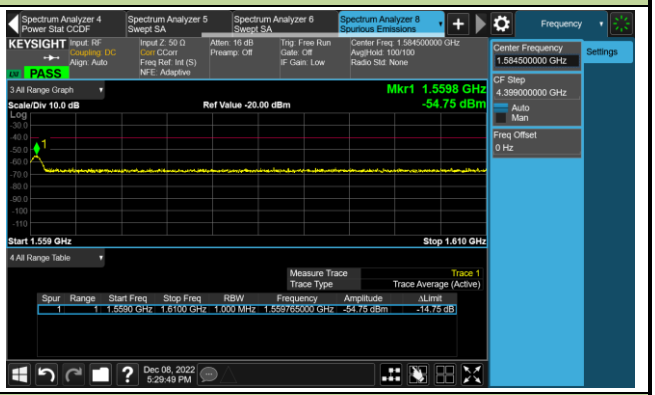

Channel 23230 (784.5MHz)

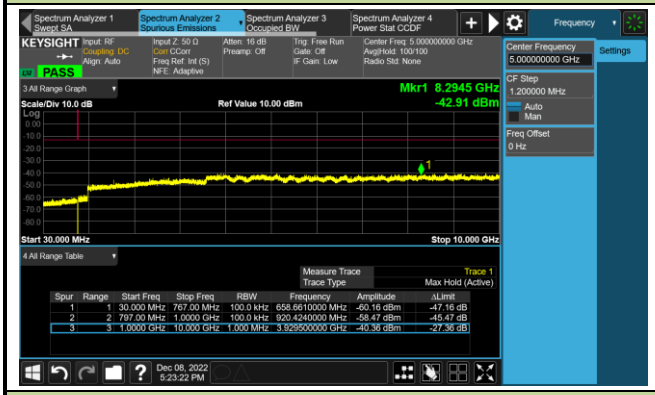

Channel 23230 (1559MHz ~ 1610 MHz)

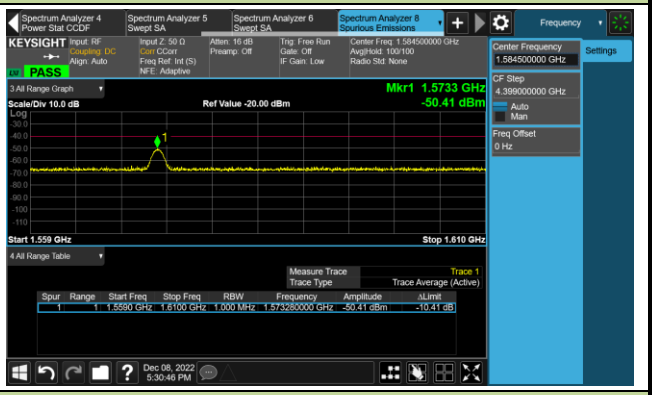

10MHz Channel Bandwidth

Channel 23230 (782.0MHz)

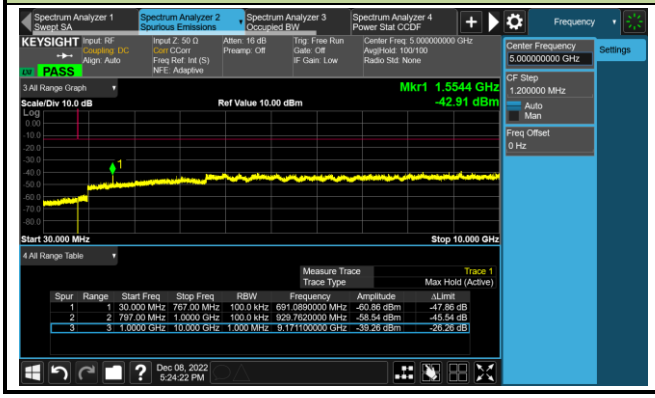

Channel 23230 (1559MHz ~ 1610 MHz)

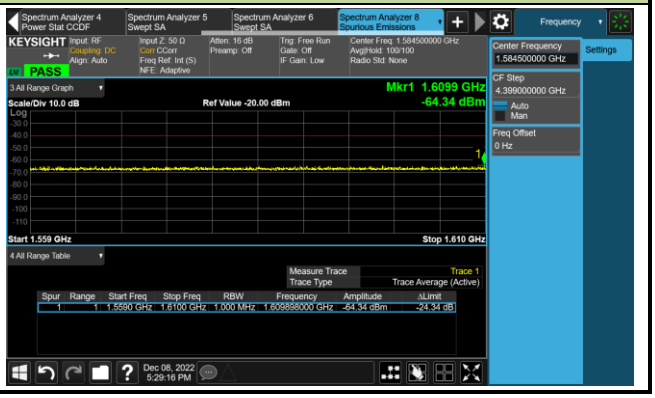

Test Site	WZ-SR6	Test Engineer	Cloud Guo
Test Date	2022/12/08	Test Band	LTE Band 38/41, 1RB, QPSK

Frequency (MHz)	Channel BW (MHz)	Frequency Range (MHz)	Max Spurious Emissions (dBm)	Limit (dBm)	Result
2498.50	5	30 ~ 27000	-30.80	≤ -25.00	Pass
2593.00	5	30 ~ 27000	-30.47	≤ -25.00	Pass
2687.50	5	30 ~ 27000	-31.42	≤ -25.00	Pass
2501.00	10	30 ~ 27000	-30.67	≤ -25.00	Pass
2593.00	10	30 ~ 27000	-29.35	≤ -25.00	Pass
2685.00	10	30 ~ 27000	-30.92	≤ -25.00	Pass
2503.50	15	30 ~ 27000	-33.71	≤ -25.00	Pass
2593.00	15	30 ~ 27000	-33.33	≤ -25.00	Pass
2682.50	15	30 ~ 27000	-33.03	≤ -25.00	Pass
2506.00	20	30 ~ 27000	-30.21	≤ -25.00	Pass
2593.00	20	30 ~ 27000	-30.55	≤ -25.00	Pass
2680.00	20	30 ~ 27000	-32.13	≤ -25.00	Pass

5MHz Channel Bandwidth

Channel 39675 (2498.5MHz)

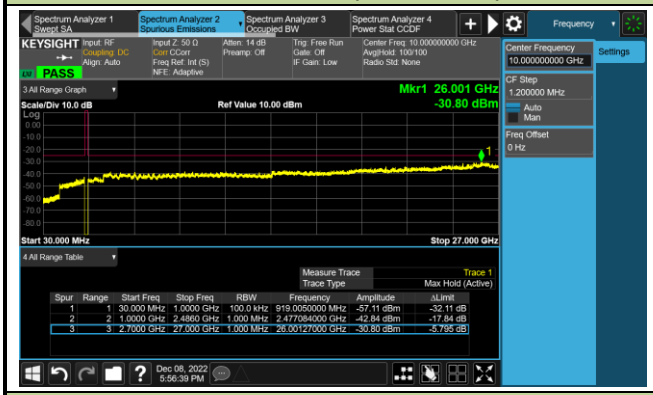

Channel 40620 (2593MHz)

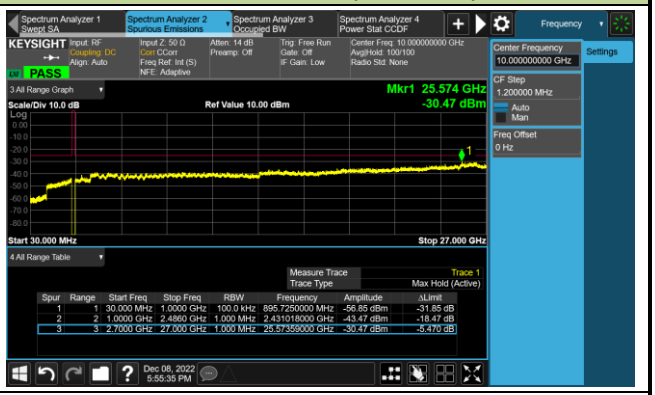

Channel 40565 (2687.5MHz)

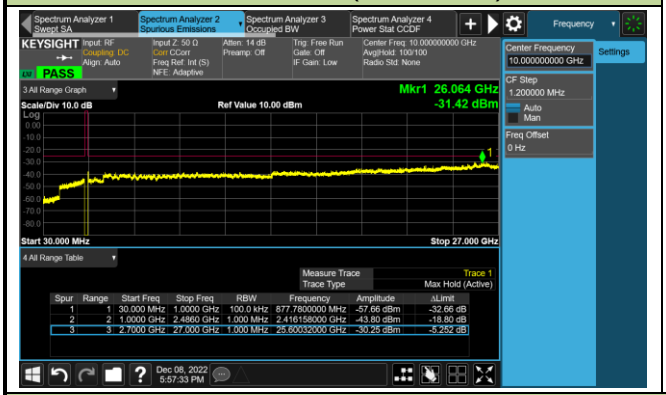

10MHz Channel Bandwidth

Channel 39700 (2501MHz)

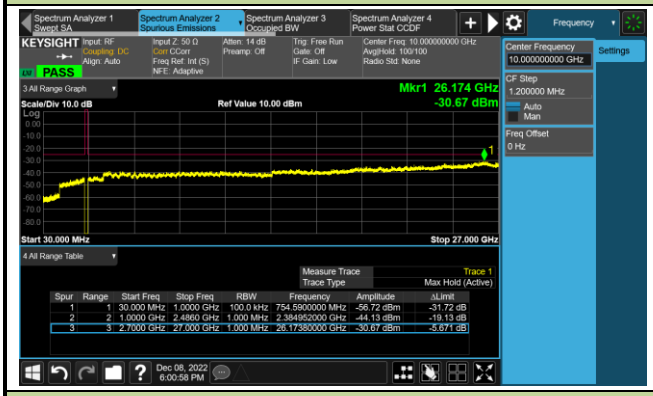

Channel 40620 (2593MHz)

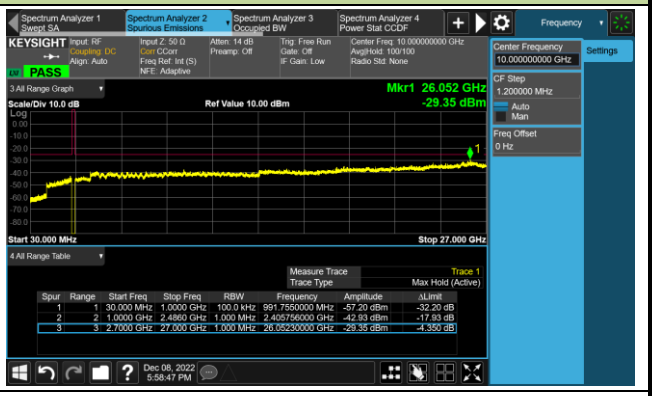

Channel 41540 (2685MHz)

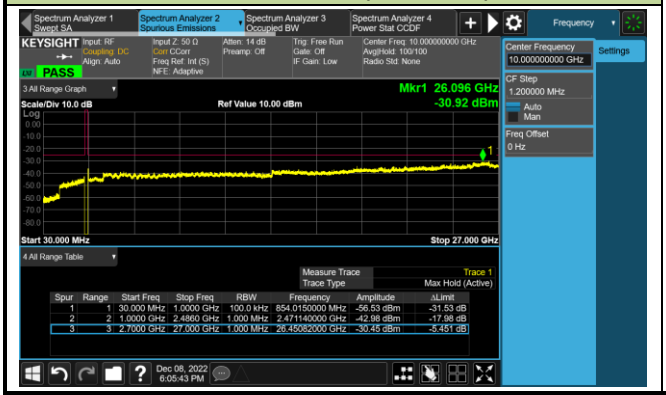

15MHz Channel Bandwidth

Channel 39725 (2503.5MHz)

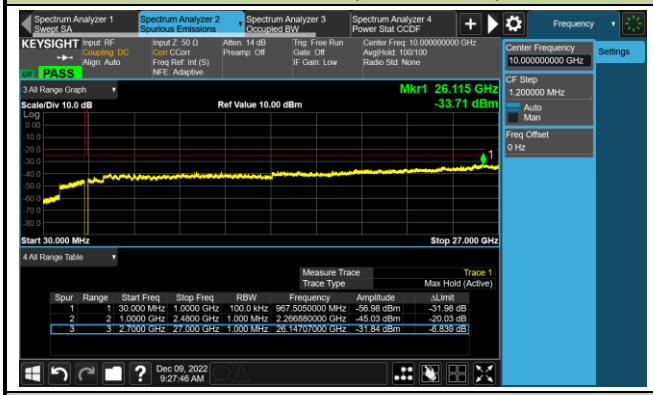

Channel 40620 (2593MHz)

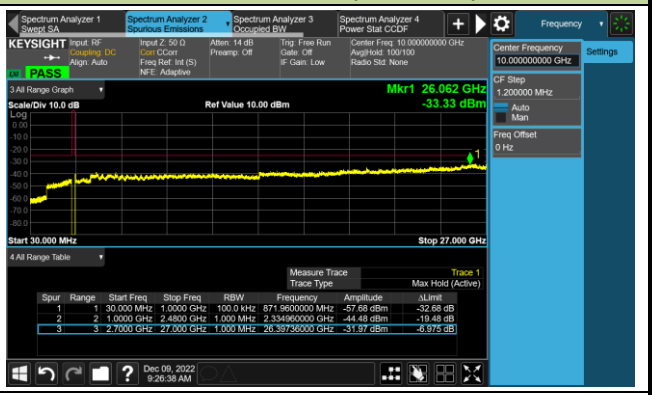

Channel 41515 (2682.5MHz)

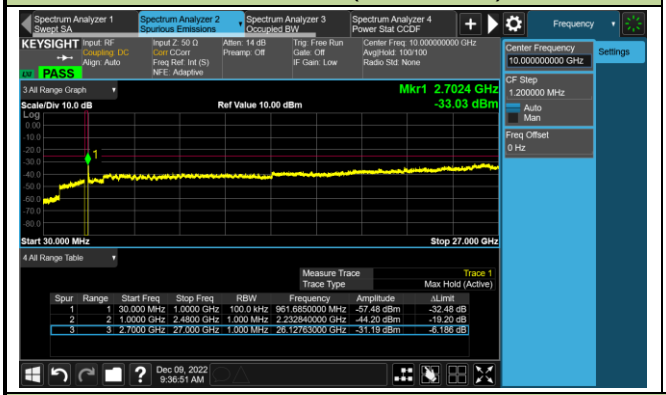

20MHz Channel Bandwidth

Channel 39750 (2506MHz)

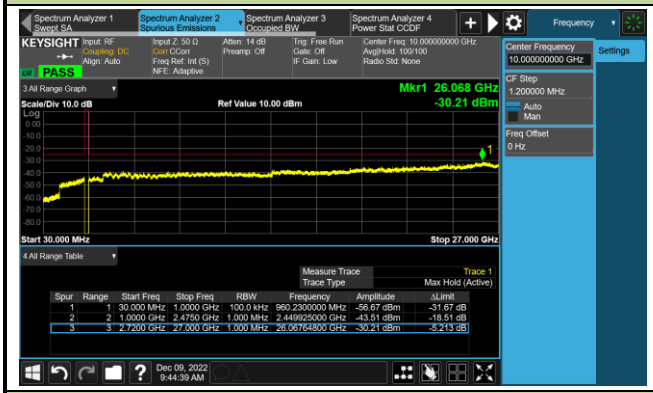

Channel 40620 (2593MHz)

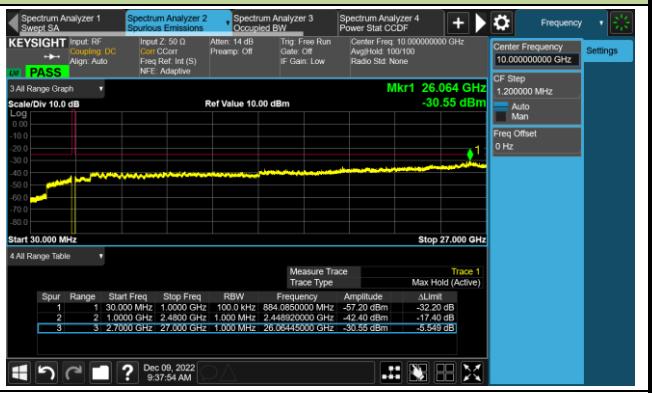

Channel 41490 (2680MHz)

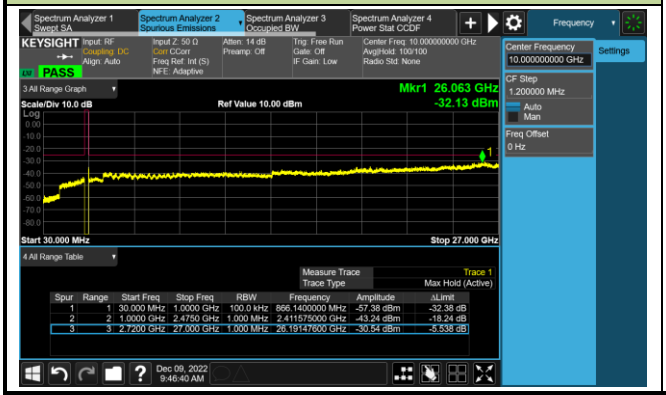

A.7 Radiated Spurious Emissions Test Result

Test Site	SIP-AC1	Test Engineer	Mero Zhou
Test Date	2022/12/03 ~ 2022/12/05	Test Band	LTE Band 2/25, 1RB, QPSK

Frequency (MHz)	Reading Level (dBμV)	Factor (dB/m)	Measure Level (dBμV/m)	Limit (dBμV/m)	Margin (dB)	Detector	Polarization
Low Channel							
152.2	12.7	18.3	31.0	82.3	-51.3	Peak	Horizontal
737.6	0.7	27.6	28.3	82.3	-54.0	Peak	Horizontal
137.2	16.4	17.3	33.7	82.3	-48.6	Peak	Vertical
733.3	1.3	27.4	28.7	82.3	-53.6	Peak	Vertical
5547.5	54.7	-9.5	45.2	82.3	-37.1	Peak	Horizontal
7400.5	51.4	-7.0	44.4	82.3	-37.9	Peak	Horizontal
5547.5	68.5	-9.5	59.0	82.3	-23.3	Peak	Vertical
7400.5	59.0	-7.0	52.0	82.3	-30.3	Peak	Vertical
Middle Channel							
152.2	11.4	18.3	29.7	82.3	-52.6	Peak	Horizontal
854.5	0.3	28.8	29.1	82.3	-53.2	Peak	Horizontal
68.3	13.8	16.1	29.9	82.3	-52.4	Peak	Vertical
150.3	10.4	18.2	28.6	82.3	-53.7	Peak	Vertical
5641.0	55.7	-9.5	46.2	82.3	-36.1	Peak	Horizontal
7519.5	49.9	-7.0	42.9	82.3	-39.4	Peak	Horizontal
5641.0	65.3	-9.5	55.8	82.3	-26.5	Peak	Vertical
7519.5	56.2	-7.0	49.2	82.3	-33.1	Peak	Vertical
High Channel							
152.2	13.2	18.3	31.5	82.3	-50.8	Peak	Horizontal
837.5	0.6	28.8	29.4	82.3	-52.9	Peak	Horizontal
151.3	12.2	18.3	30.5	82.3	-51.8	Peak	Vertical
998.1	0.8	30.4	31.2	82.3	-51.1	Peak	Vertical
3813.5	54.6	-11.5	43.1	82.3	-39.2	Peak	Horizontal
7638.5	50.9	-6.6	44.3	82.3	-38.0	Peak	Horizontal
3822.0	62.6	-11.5	51.1	82.3	-31.2	Peak	Vertical
5726.0	60.6	-9.7	50.9	82.3	-31.4	Peak	Vertical
Note: Measure Level (dBμV/m) = Reading Level (dBμV) + Factor (dB/m).							

Test Site	SIP-AC1	Test Engineer	Mero Zhou
Test Date	2022/12/03 ~ 2022/12/05	Test Band	LTE Band 4/66, 1RB, QPSK

Frequency (MHz)	Reading Level (dBμV)	Factor (dB/m)	Measure Level (dBμV/m)	Limit (dBμV/m)	Margin (dB)	Detector	Polarization
Low Channel							
350.1	4.8	19.4	24.2	82.3	-58.1	Peak	Horizontal
875.8	1.0	28.6	29.6	82.3	-52.7	Peak	Horizontal
150.3	7.7	18.2	25.9	82.3	-56.4	Peak	Vertical
955.9	0.4	29.9	30.3	82.3	-52.0	Peak	Vertical
3422.5	56.6	-12.8	43.8	82.3	-38.5	Peak	Horizontal
6839.5	52.1	-7.6	44.5	82.3	-37.8	Peak	Horizontal
3422.5	61.4	-12.8	48.6	82.3	-33.7	Peak	Vertical
6839.5	61.0	-7.6	53.4	82.3	-28.9	Peak	Vertical
Middle Channel							
154.2	9.0	18.2	27.2	82.3	-55.1	Peak	Horizontal
930.2	0.0	30.0	30.0	82.3	-52.3	Peak	Horizontal
137.2	17.8	17.3	35.1	82.3	-47.2	Peak	Vertical
816.7	0.5	28.5	29.0	82.3	-53.3	Peak	Vertical
3490.5	56.2	-12.6	43.6	82.3	-38.7	Peak	Horizontal
6975.5	52.5	-7.2	45.3	82.3	-37.0	Peak	Horizontal
3490.5	61.5	-12.6	48.9	82.3	-33.4	Peak	Vertical
5233.0	55.9	-9.8	46.1	82.3	-36.2	Peak	Vertical
High Channel							
153.2	9.0	18.3	27.3	82.3	-55.0	Peak	Horizontal
350.1	4.3	19.4	23.7	82.3	-58.6	Peak	Horizontal
151.3	8.7	18.3	27.0	82.3	-55.3	Peak	Vertical
974.3	0.1	30.2	30.3	82.3	-52.0	Peak	Vertical
3558.5	55.9	-12.6	43.3	82.3	-39.0	Peak	Horizontal
7111.5	52.3	-6.8	45.5	82.3	-36.8	Peak	Horizontal
3558.5	57.0	-12.6	44.4	82.3	-37.9	Peak	Vertical
5335.0	57.1	-9.4	47.7	82.3	-34.6	Peak	Vertical
Note: Measure Level (dBμV/m) = Reading Level (dBμV) + Factor (dB/m).							

Test Site	SIP-AC1	Test Engineer	Mero Zhou
Test Date	2022/12/03 ~ 2022/12/05	Test Band	LTE Band 5/26, 1RB, QPSK

Frequency (MHz)	Reading Level (dBμV)	Factor (dB/m)	Measure Level (dBμV/m)	Limit (dBμV/m)	Margin (dB)	Detector	Polarization
Low Channel							
151.3	14.4	18.3	32.7	82.3	-49.6	Peak	Horizontal
725.0	11.5	27.1	38.6	82.3	-43.7	Peak	Horizontal
154.2	15.1	18.2	33.3	82.3	-49.0	Peak	Vertical
686.2	14.9	26.5	41.4	82.3	-40.9	Peak	Vertical
1928.0	57.6	-18.2	39.4	82.3	-42.9	Peak	Horizontal
2472.0	67.9	-16.3	51.6	82.3	-30.7	Peak	Horizontal
1648.0	60.7	-19.7	41.0	82.3	-41.3	Peak	Vertical
2472.0	71.4	-16.3	55.1	82.3	-27.2	Peak	Vertical
Middle Channel							
163.4	17.3	17.8	35.1	82.3	-47.2	Peak	Horizontal
716.3	15.5	26.9	42.4	82.3	-39.9	Peak	Horizontal
150.3	15.5	18.2	33.7	82.3	-48.6	Peak	Vertical
646.4	16.5	26.4	42.9	82.3	-39.4	Peak	Vertical
1672.0	60.2	-19.8	40.4	82.3	-41.9	Peak	Horizontal
2456.0	59.8	-16.3	43.5	82.3	-38.8	Peak	Horizontal
1672.0	63.0	-19.8	43.2	82.3	-39.1	Peak	Vertical
2456.0	65.0	-16.3	48.7	82.3	-33.6	Peak	Vertical
High Channel							
152.2	16.8	18.3	35.1	82.3	-47.2	Peak	Horizontal
707.1	15.7	26.9	42.6	82.3	-39.7	Peak	Horizontal
151.3	13.3	18.3	31.6	82.3	-50.7	Peak	Vertical
711.9	15.6	26.9	42.5	82.3	-39.8	Peak	Vertical
1696.0	61.9	-20.0	41.9	82.3	-40.4	Peak	Horizontal
2412.0	63.2	-16.8	46.4	82.3	-35.9	Peak	Horizontal
1696.0	63.2	-20.0	43.2	82.3	-39.1	Peak	Vertical
2476.0	64.4	-16.3	48.1	82.3	-34.2	Peak	Vertical
Note: Measure Level (dBμV/m) = Reading Level (dBμV) + Factor (dB/m).							

Test Site	SIP-AC1	Test Engineer	Mero Zhou
Test Date	2022/12/03 ~ 2022/12/05	Test Band	LTE Band 7, 1RB, QPSK

Frequency (MHz)	Reading Level (dBμV)	Factor (dB/m)	Measure Level (dBμV/m)	Limit (dBμV/m)	Margin (dB)	Detector	Polarization
Low Channel							
137.2	14.8	17.3	32.1	70.3	-38.2	Peak	Horizontal
152.2	13.2	18.3	31.5	70.3	-38.8	Peak	Horizontal
137.2	13.8	17.3	31.1	70.3	-39.2	Peak	Vertical
766.7	0.3	28.4	28.7	70.3	-41.6	Peak	Vertical
5003.5	52.3	-9.7	42.6	70.3	-27.7	Peak	Horizontal
7502.5	58.7	-7.0	51.7	70.3	-18.6	Peak	Horizontal
5003.5	57.7	-9.7	48.0	70.3	-22.3	Peak	Vertical
7502.5	68.6	-7.0	61.6	70.3	-8.7	Peak	Vertical
Middle Channel							
152.2	12.7	18.3	31.0	70.3	-39.3	Peak	Horizontal
938.9	0.1	30.0	30.1	70.3	-40.2	Peak	Horizontal
150.3	11.8	18.2	30.0	70.3	-40.3	Peak	Vertical
781.8	0.3	28.5	28.8	70.3	-41.5	Peak	Vertical
7596.0	61.2	-6.7	54.5	70.3	-15.8	Peak	Horizontal
10129.0	50.3	-4.6	45.7	70.3	-24.6	Peak	Horizontal
5063.0	61.0	-9.8	51.2	70.3	-19.1	Peak	Vertical
7596.0	67.4	-6.7	60.7	70.3	-9.6	Peak	Vertical
High Channel							
151.3	12.6	18.3	30.9	70.3	-39.4	Peak	Horizontal
869.5	0.5	28.6	29.1	70.3	-41.2	Peak	Horizontal
152.2	12.5	18.3	30.8	70.3	-39.5	Peak	Vertical
905.4	0.3	29.4	29.7	70.3	-40.6	Peak	Vertical
5063.0	54.5	-9.8	44.7	70.3	-25.6	Peak	Horizontal
7596.0	60.7	-6.7	54.0	70.3	-16.3	Peak	Horizontal
5063.0	59.9	-9.8	50.1	70.3	-20.2	Peak	Vertical
7596.0	67.6	-6.7	60.9	70.3	-9.4	Peak	Vertical
Note: Measure Level (dBμV/m) = Reading Level (dBμV) + Factor (dB/m).							

Test Site	SIP-AC1	Test Engineer	Mero Zhou
Test Date	2022/12/03 ~ 2022/12/05	Test Band	LTE Band 12, 1RB, QPSK

Frequency (MHz)	Reading Level (dBμV)	Factor (dB/m)	Measure Level (dBμV/m)	Limit (dBμV/m)	Margin (dB)	Detector	Polarization
Low Channel							
137.2	17.8	17.3	35.1	82.3	-47.2	Peak	Horizontal
491.2	14.9	23.0	37.9	82.3	-44.4	Peak	Horizontal
150.3	14.5	18.2	32.7	82.3	-49.6	Peak	Vertical
504.3	15.4	23.1	38.5	82.3	-43.8	Peak	Vertical
1399.0	65.4	-21.6	43.8	82.3	-38.5	Peak	Horizontal
2099.0	61.4	-17.8	43.6	82.3	-38.7	Peak	Horizontal
1714.0	69.3	-19.8	49.5	82.3	-32.8	Peak	Vertical
2099.0	68.1	-17.8	50.3	82.3	-32.0	Peak	Vertical
Middle Channel							
137.2	16.9	17.3	34.2	82.3	-48.1	Peak	Horizontal
440.3	15.0	22.2	37.2	82.3	-45.1	Peak	Horizontal
137.2	15.4	17.3	32.7	82.3	-49.6	Peak	Vertical
597.0	15.5	25.3	40.8	82.3	-41.5	Peak	Vertical
1728.0	66.8	-19.6	47.2	82.3	-35.1	Peak	Horizontal
2120.0	63.0	-17.6	45.4	82.3	-36.9	Peak	Horizontal
1710.5	72.9	-19.8	53.1	82.3	-29.2	Peak	Vertical
2120.0	67.2	-17.6	49.6	82.3	-32.7	Peak	Vertical
High Channel							
150.3	15.4	18.2	33.6	82.3	-48.7	Peak	Horizontal
716.8	33.8	26.9	60.7	82.3	-21.6	Peak	Horizontal
153.2	15.4	18.3	33.7	82.3	-48.6	Peak	Vertical
650.8	15.3	26.4	41.7	82.3	-40.6	Peak	Vertical
1710.5	73.2	-19.8	53.4	82.3	-28.9	Peak	Horizontal
3145.5	56.9	-13.2	43.7	82.3	-38.6	Peak	Horizontal
1430.5	63.5	-21.2	42.3	82.3	-40.0	Peak	Vertical
2148.0	60.7	-17.3	43.4	82.3	-38.9	Peak	Vertical
Note: Measure Level (dBμV/m) = Reading Level (dBμV) + Factor (dB/m).							

Test Site	SIP-AC1	Test Engineer	Mero Zhou
Test Date	2022/12/03 ~ 2022/12/05	Test Band	LTE Band 13, 1RB, QPSK

Frequency (MHz)	Reading Level (dBμV)	Factor (dB/m)	Measure Level (dBμV/m)	Limit (dBμV/m)	Margin (dB)	Detector	Polarization
Low Channel							
137.2	17.3	17.3	34.6	82.3	-47.7	Peak	Horizontal
548.5	15.3	24.1	39.4	82.3	-42.9	Peak	Horizontal
152.2	17.0	18.3	35.3	82.3	-47.0	Peak	Vertical
680.9	15.2	26.4	41.6	82.3	-40.7	Peak	Vertical
1584.5	51.5	-20.1	31.4	55.3	-23.9	Peak	Horizontal
6670.0	49.1	-7.5	41.6	82.3	-40.7	Peak	Horizontal
1588.0	52.3	-20.2	32.1	55.3	-23.2	Peak	Vertical
1717.5	71.0	-19.7	51.3	82.3	-31.0	Peak	Vertical
Middle Channel							
137.2	16.8	17.3	34.1	82.3	-48.2	Peak	Horizontal
571.7	15.2	24.5	39.7	82.3	-42.6	Peak	Horizontal
68.3	20.0	16.1	36.1	82.3	-46.2	Peak	Vertical
152.2	16.3	18.3	34.6	82.3	-47.7	Peak	Vertical
1560.0	54.6	-20.0	34.6	55.3	-20.7	Peak	Horizontal
1710.5	70.0	-19.8	50.2	82.3	-32.1	Peak	Horizontal
1560.0	55.4	-20.0	35.4	55.3	-19.9	Peak	Vertical
1710.5	68.3	-19.8	48.5	82.3	-33.8	Peak	Vertical
High Channel							
153.2	15.3	18.3	33.6	82.3	-48.7	Peak	Horizontal
650.8	14.7	26.4	41.1	82.3	-41.2	Peak	Horizontal
151.3	15.3	18.3	33.6	82.3	-48.7	Peak	Vertical
635.3	12.4	26.0	38.4	82.3	-43.9	Peak	Vertical
1574.0	58.1	-20.0	38.1	55.3	-17.2	Peak	Horizontal
1728.0	68.2	-19.6	48.6	82.3	-33.7	Peak	Horizontal
1574.0	59.7	-20.0	39.7	55.3	-15.6	Peak	Vertical
1906.5	69.7	-18.4	51.3	82.3	-31.0	Peak	Vertical
Note: Measure Level (dBμV/m) = Reading Level (dBμV) + Factor (dB/m).							

Test Site	SIP-AC1	Test Engineer	Mero Zhou
Test Date	2022/12/03 ~ 2022/12/05	Test Band	LTE Band 38/41, 1RB, QPSK

Frequency (MHz)	Reading Level (dBμV)	Factor (dB/m)	Measure Level (dBμV/m)	Limit (dBμV/m)	Margin (dB)	Detector	Polarization
Low Channel							
151.3	12.5	18.3	30.8	70.3	-39.5	Peak	Horizontal
759.4	-0.1	28.3	28.2	70.3	-42.1	Peak	Horizontal
151.3	12.0	18.3	30.3	70.3	-40.0	Peak	Vertical
774.0	0.4	28.5	28.9	70.3	-41.4	Peak	Vertical
4995.0	54.1	-9.7	44.4	70.3	-25.9	Peak	Horizontal
7485.5	59.3	-7.0	52.3	70.3	-18.0	Peak	Horizontal
4995.0	60.0	-9.7	50.3	70.3	-20.0	Peak	Vertical
7485.5	67.6	-7.0	60.6	70.3	-9.7	Peak	Vertical
Middle Channel							
163.9	12.3	17.8	30.1	70.3	-40.2	Peak	Horizontal
764.3	-0.5	28.3	27.8	70.3	-42.5	Peak	Horizontal
152.2	9.6	18.3	27.9	70.3	-42.4	Peak	Vertical
656.6	-0.2	26.4	26.2	70.3	-44.1	Peak	Vertical
5182.0	55.5	-9.9	45.6	70.3	-24.7	Peak	Horizontal
7774.5	56.3	-6.4	49.9	70.3	-20.4	Peak	Horizontal
5182.0	60.8	-9.9	50.9	70.3	-19.4	Peak	Vertical
7774.5	66.0	-6.4	59.6	70.3	-10.7	Peak	Vertical
High Channel							
152.2	13.6	18.3	31.9	70.3	-38.4	Peak	Horizontal
944.2	0.5	29.9	30.4	70.3	-39.9	Peak	Horizontal
149.3	9.9	18.2	28.1	70.3	-42.2	Peak	Vertical
919.0	0.2	29.7	29.9	70.3	-40.4	Peak	Vertical
5369.0	56.1	-9.6	46.5	70.3	-23.8	Peak	Horizontal
8055.0	58.2	-6.1	52.1	70.3	-18.2	Peak	Horizontal
5369.0	63.5	-9.6	53.9	70.3	-16.4	Peak	Vertical
8055.0	65.7	-6.1	59.6	70.3	-10.7	Peak	Vertical
Note: Measure Level (dBμV/m) = Reading Level (dBμV) + Factor (dB/m).							

Appendix B - Test Setup Photograph

Refer to “2211RSU065-UT” file.

Appendix C - EUT Photograph

Refer to “2211RSU065-UE” file.

The End