编号：SDN-RD-FY-2020071001

承 认 书

APPROVAL SHEET

客户名称 Customer				
客户料号 Customer P/N				
项目名称 Project Name	WiFi Dual-band SMA Male(Black)			
供应商名称 Supplier	上海圣丹纳无线科技有限公司 Shanghai Saintenna Wireless Technology Co.,LTD.			
圣丹纳物料型号 Saintenna P/N	SAA31578A			
是否符合 RoHS IF ROHS	yes			
送样日期 Providing Date	2020.07.10			
供应商 Supplier	制定 Prepared by	设计 Designer	品质 QA	批准 Approver
	马玉学	钱锐	李光辉	余剑平

地址：上海市宝山区宝祁路611号8号楼
Address：Building 8, No.611 Bao Qi Road, Bao Shan District, Shanghai, China

电话/Tel：086-021-36307272；传真/Fax：086-021-36307757

CONFIDENTIAL
The information contained in this product is of a proprietary nature. It may not be reproduced without expressed written permission of Shanghai Saintenna Wireless Technology Co.,LTD.

目录/Content

一 封面/Cover……☑

二 目录/Content……☑

三 规格/Specification……☑

四 图纸/Drawing……☑

五 电性能报告/Electric Report……☑

规格/Specification

1. 机械规格/Mechanical Specification

- 连接方式/Connect Type..... SMA-J
- 工作温度/Work Temperature..... -40～85℃
- 存储温度/Storage Temperature..... -40～85℃

2. 电性能参数/Electrical Specification

- 频段/Frequency Range..... 2.4～2.5&5.15～5.85GHz
- 驻波比/VSWR..... ＜3
- 增益/Peak Gain..... 0dBi
- 极化/Polarization..... Vertical
- 特性阻抗/Input Impedance..... 50Ω
- 最大承载功率/Max Input Power..... 5W

标记	签 名	修改内容	日 期

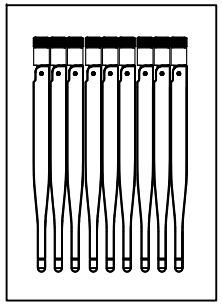

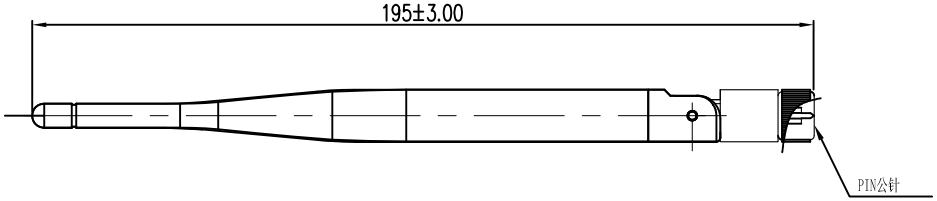

ROHS

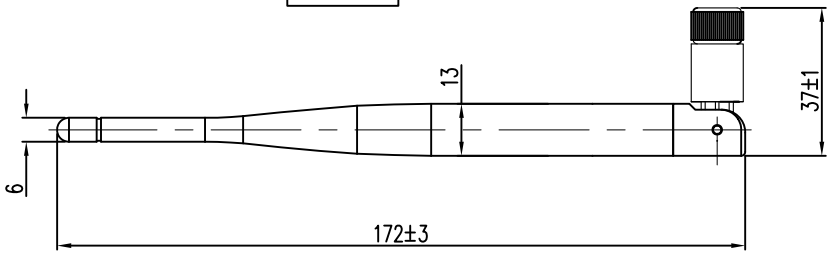

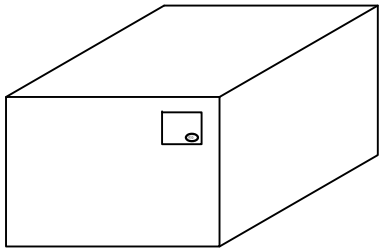

1.外箱需贴1PCS/ROHS
标签于外箱标签上
2.外箱需贴1PCS/外箱标
签于外箱侧麦右上角

圣丹纳 SAINTENNA

上海圣丹纳无线科技有限公司

第三视角			
0～3	±0.05	⌖	0.05
3～30	±0.10	○	0.03
30～50	±0.15	◎	0.02
50～80	±0.20	⊥	0.02
角度	±1°	▱	0.05
第 1 页，共 1 页			

项目名称	WiFi Dual-band -Antenna	日期	2020.07.10		
产品名称	WiFi-组件	设计	MD	mayuxue	
			RF	qianrui	
产品料号	SAA31578A	批准			
		单位	mm	比例	FIT	版本	P1

移远0dBi双频WiFi天线调试报告

上海圣丹纳无线科技有限公司

Shanghai Saintenna Wireless Technology Co.,LTD.

Project Information

客户名称 Customer Name	移远
项目名称 Project Name	0dBi Dual Band WiFi Antenna
工作频段/类型 Working Band/Type	Wlan2.4GHz/5GHz Folded Dipole Antenna
规格 Description	SMA-Male
版本版本 Version	V1.0
日期 Date	2020-7-10

Tuning Instrument

Network Analyzer	Agilent E5071C
Frequency Range	100KHz ~ 8.5GHz
Calibration date	2020.03.03
Test Item	Return Loss/VSWR/Smith Chart /Isolation

Typical Setup for Test System

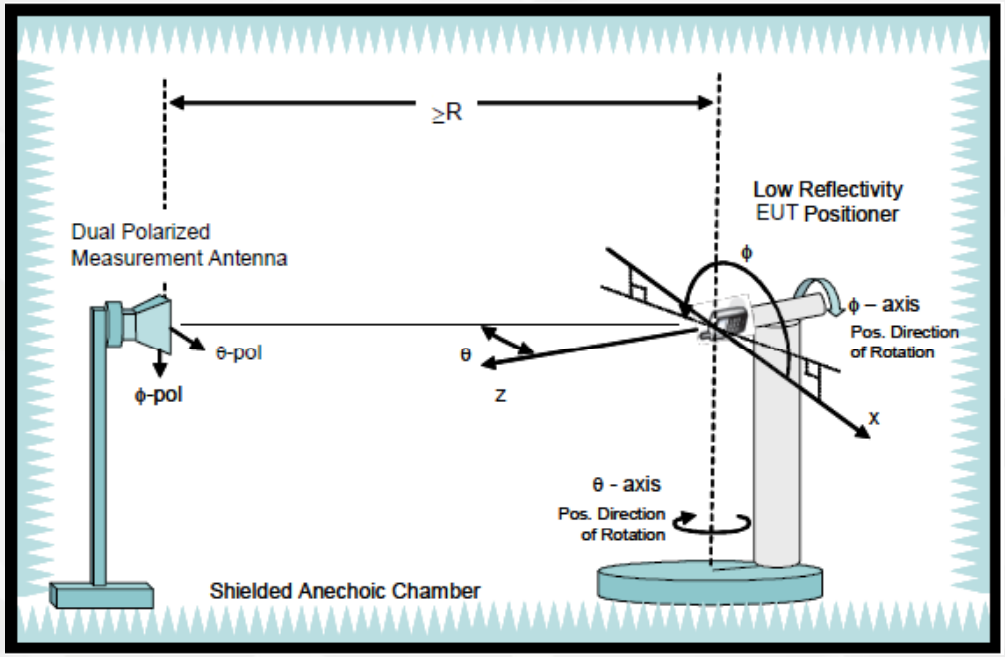

Combined-Axes System

Antenna Radiation Pattern Measurement Software Version: V3.1

Anechoic Chamber

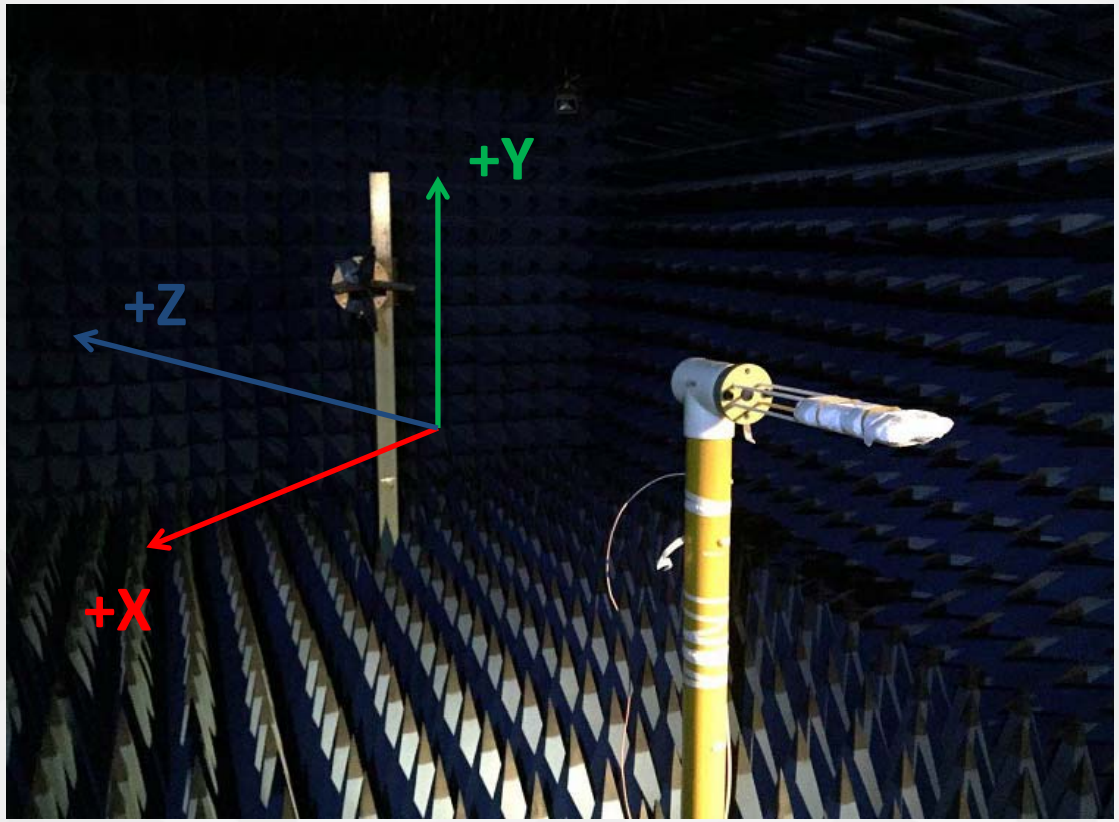

Combined-Axes System

Test Instrument

Generator	Agilent E4438C
Test Item	GPS

Radio Communication Tester	R&S CMW500
Test Item	Active Test

Network Analyzer	Agilent E5071C
Test Item	Passive Test



Test Fixture

S11
Return Loss

圣丹纳
ENNA

S11 VSWR

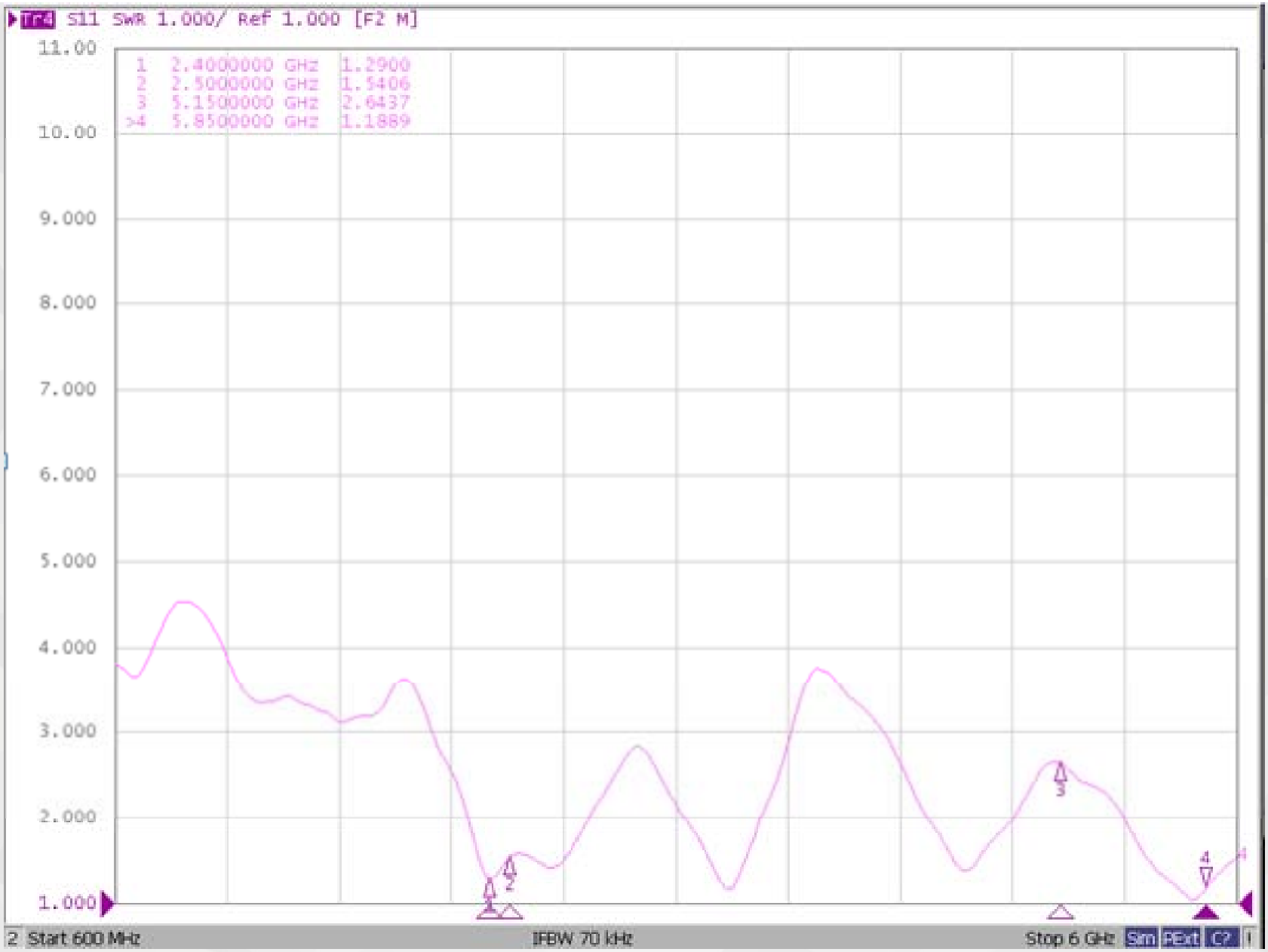
Tr4 S11 SWR 1.000/ Ref 1.000 [F2 M]
1 2.4000000 GHz 1.2900
2 2.5000000 GHz 1.5406
3 5.1500000 GHz 2.6437
>4 5.8500000 GHz 1.1889
11.00
10.00
9.000
8.000
7.000
6.000
5.000
4.000
3.000
2.000
1.000
2 Start 600 MHz
IFBW 70 kHz
Stop 6 GHz
Sm
RExt
C?

Gain/Efficiency

Freq.(MHz)	Gain(dBi)	Efficiency	Freq.(MHz)	Gain(dBi)	Efficiency
2400	0.25	51.60%	5150	-0.91	30.80%
2410	0.47	51.80%	5200	-0.69	40.60%
2420	-0.02	49.00%	5250	-0.67	41.30%
2430	-0.12	46.60%	5300	-0.19	44.20%
2440	-0.04	46.50%	5350	-0.92	36.70%
2450	-0.55	45.60%	5400	-0.02	43.40%
2460	-0.34	45.00%	5450	0.49	43.50%
2470	-0.11	44.70%	5500	0.65	41.00%
2480	-0.02	43.80%	5550	0.39	35.80%
2490	-0.11	43.40%	5600	1.09	42.70%
2500	-0.24	43.50%	5650	1.28	45.70%
			5700	0.48	37.10%
			5750	0.16	32.10%
			5800	1	36.40%
			5850	1.1	38.80%

Test Result

Frequency(GHz)	2.4	2.45	2.5
VSWR	1.29	1.4	1.54
Gain(dBi)	0.25	-0.55	-0.24

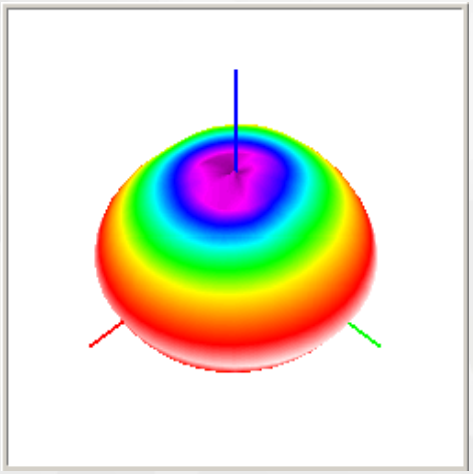

2.4GHz

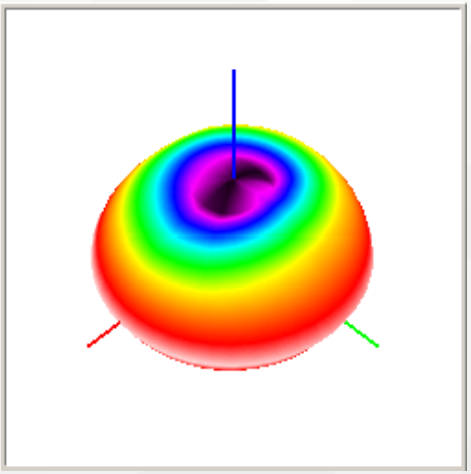

2.45GHz

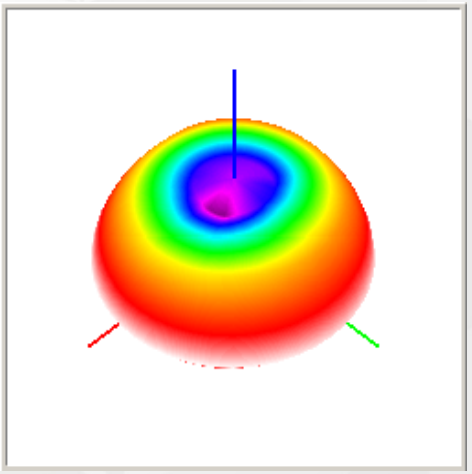

2.5GHz

Test Result

Frequency(GHz)	5.15	5.5	5.85
VSWR	2.64	1.8	1.18
Gain(dBi)	-0.91	0.65	1.1

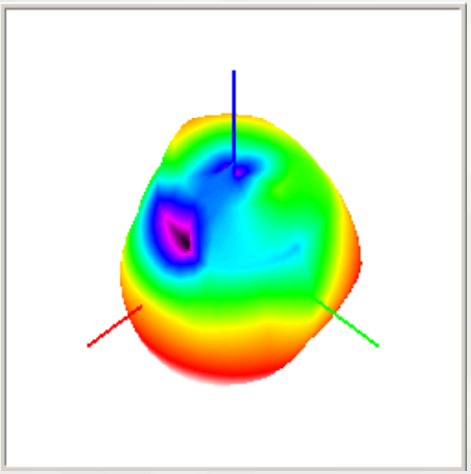

5.15GHz

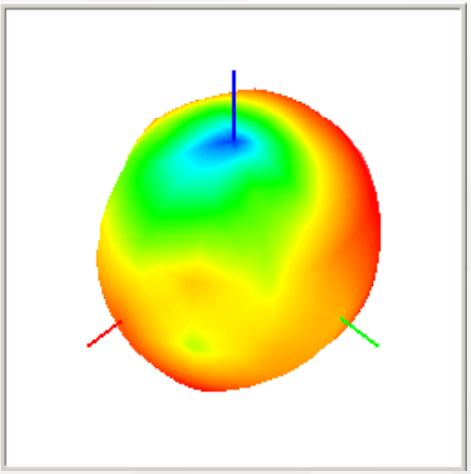

5.5GHz

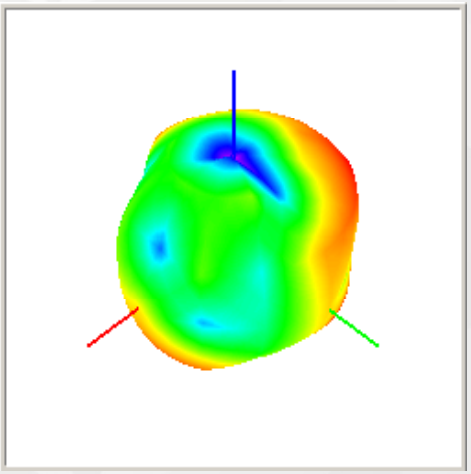

5.85GHz