LTE Band 2_3MHz					
Channel	Frequency (MHz)	Peak To Average Ratio (dB)		Max. Limit (dB)	Result
		QPSK	16QAM		
18615	1851.5	5.11	6.00	13	Pass
18900	1880	5.21	6.37	13	Pass
19185	1908.5	5.03	5.83	13	Pass

Spectrum Plot

QPSK-18615

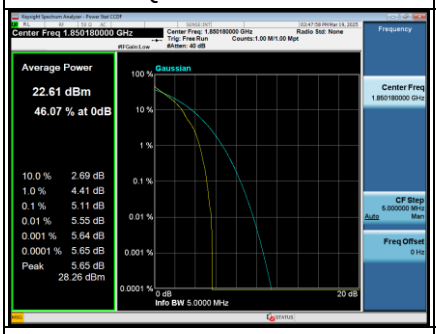

QPSK-18900

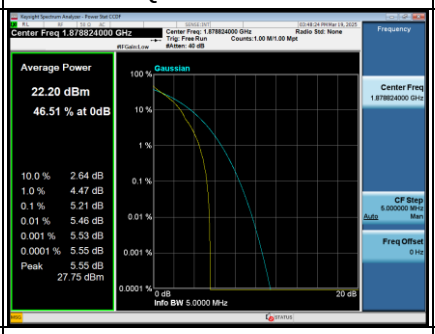

QPSK-19185

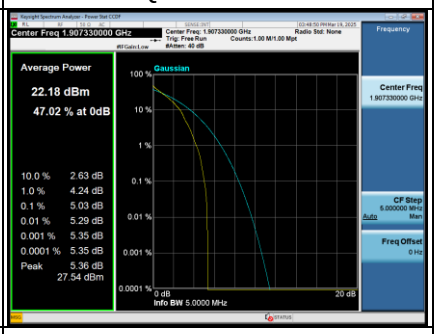

16QAM-18615

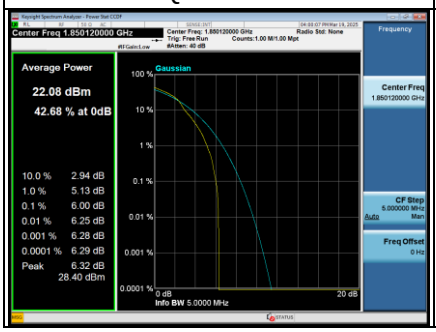

16QAM-18900

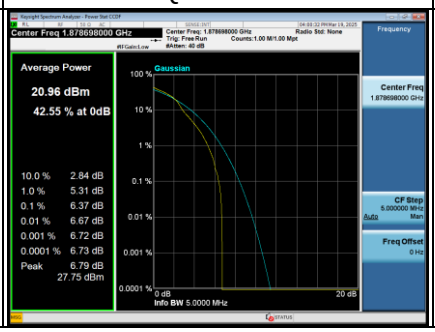

16QAM-19185

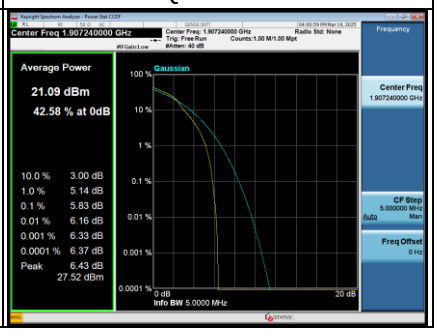

LTE Band 2_5MHz					
Channel	Frequency (MHz)	Peak To Average Ratio (dB)		Max. Limit (dB)	Result
		QPSK	16QAM		
18625	1852.5	5.01	6.22	13	Pass
18900	1880	5.04	6.27	13	Pass
19175	1907.5	5.25	6.36	13	Pass

Spectrum Plot

QPSK-18625

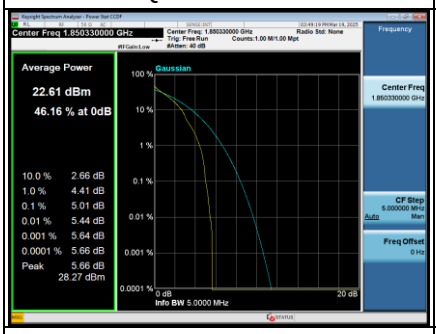

QPSK-18900

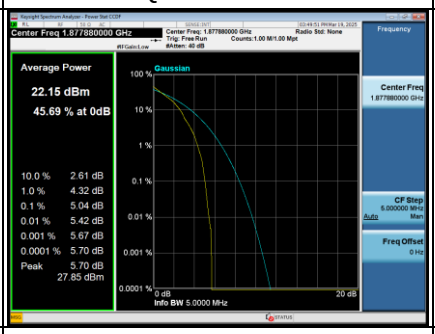

QPSK-19175

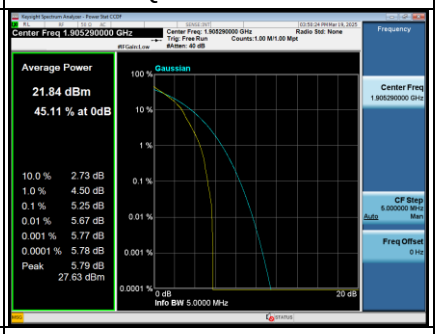

16QAM-18625

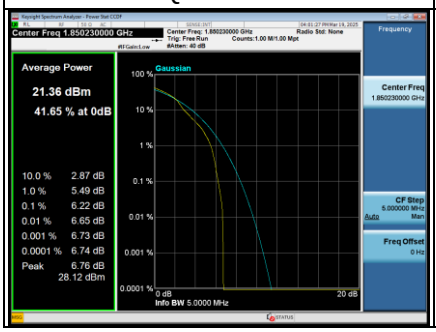

16QAM-18900

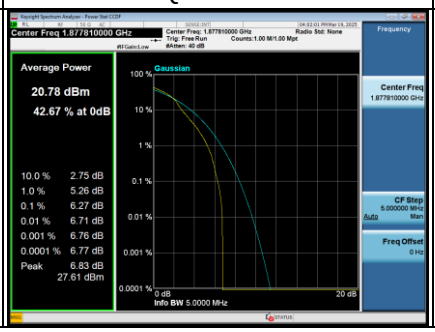

16QAM-19175

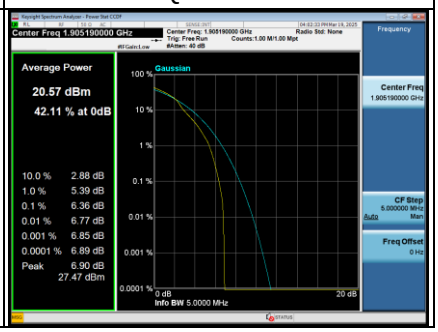

LTE Band 2_10MHz					
Channel	Frequency (MHz)	Peak To Average Ratio (dB)		Max. Limit (dB)	Result
		QPSK	16QAM		
18650	1855	4.93	5.90	13	Pass
18900	1880	5.18	6.14	13	Pass
19150	1905	5.18	5.61	13	Pass

Spectrum Plot

QPSK-18650

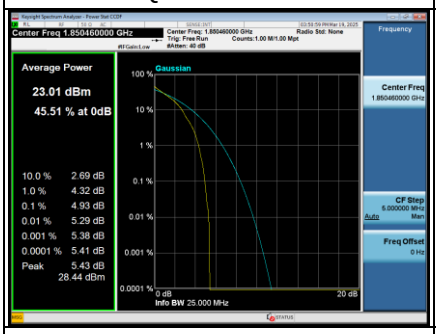

QPSK-18900

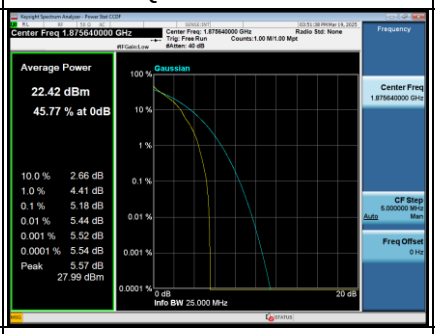

QPSK-19150

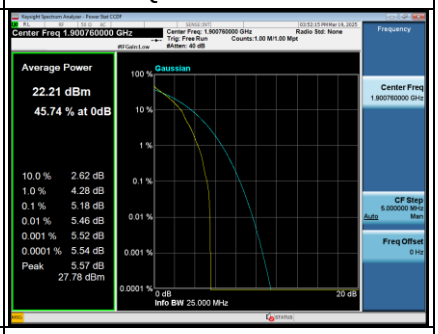

16QAM-18650

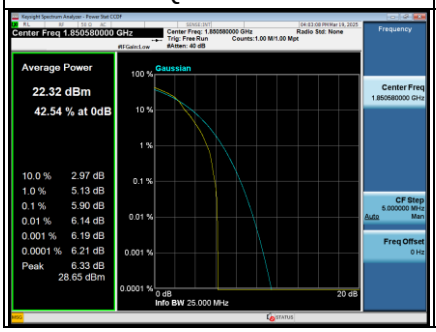

16QAM-18900

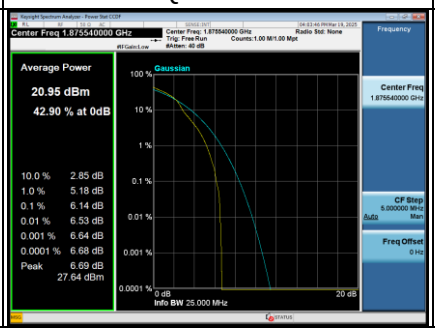

16QAM-19150

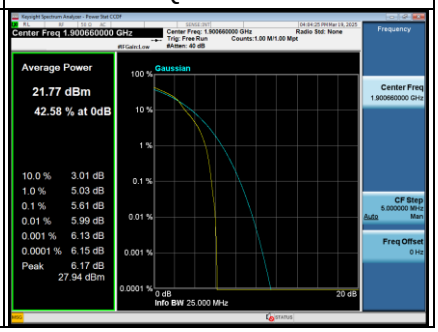

LTE Band 2_15MHz					
Channel	Frequency (MHz)	Peak To Average Ratio (dB)		Max. Limit (dB)	Result
		QPSK	16QAM		
18675	1857.5	4.99	5.93	13	Pass
18900	1880	5.43	6.49	13	Pass
19125	1902.5	5.03	5.84	13	Pass

Spectrum Plot		
QPSK-18675	QPSK-18900	QPSK-19125
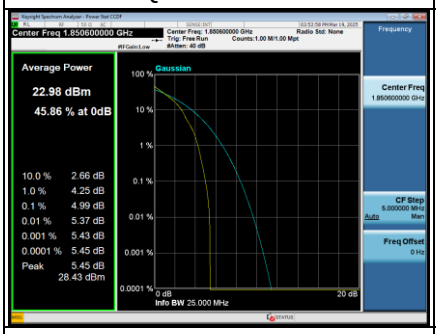	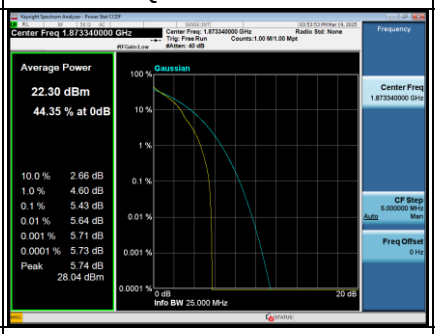	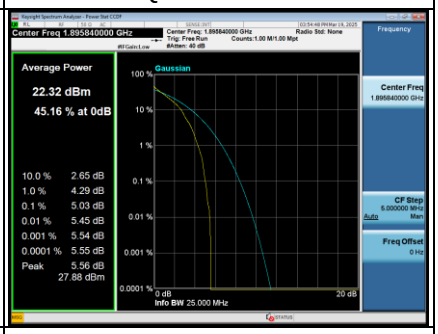
16QAM-18675	16QAM-18900	16QAM-19125
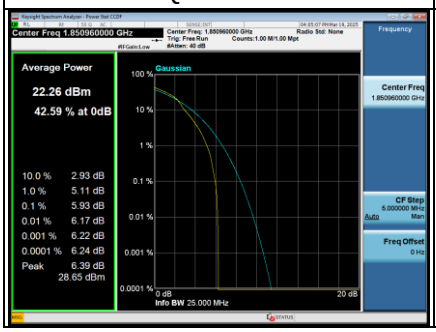	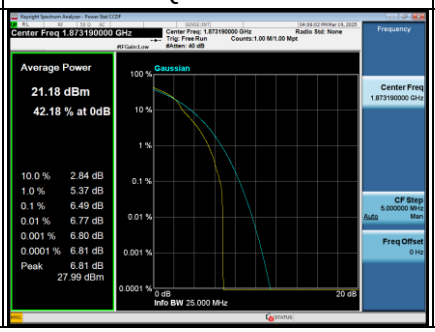	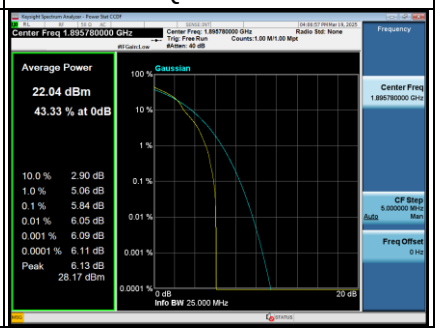

LTE Band 2_20MHz					
Channel	Frequency (MHz)	Peak To Average Ratio (dB)		Max. Limit (dB)	Result
		QPSK	16QAM		
18700	1860	5.10	6.13	13	Pass
18900	1880	5.05	6.55	13	Pass
19100	1900	5.10	6.36	13	Pass

Spectrum Plot

QPSK-18700

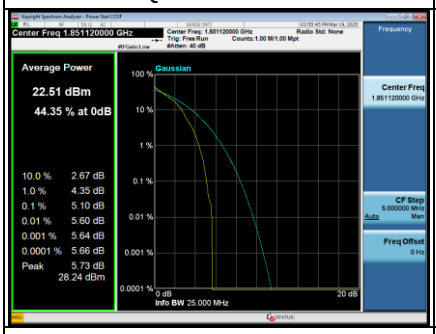

QPSK-18900

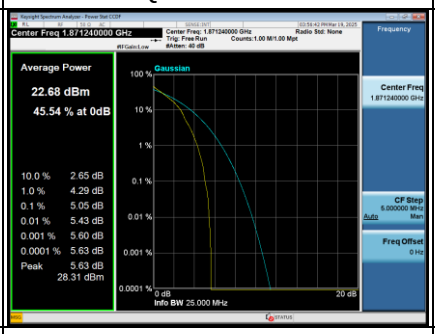

QPSK-19100

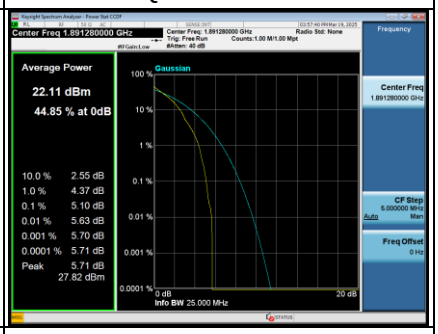

16QAM-18700

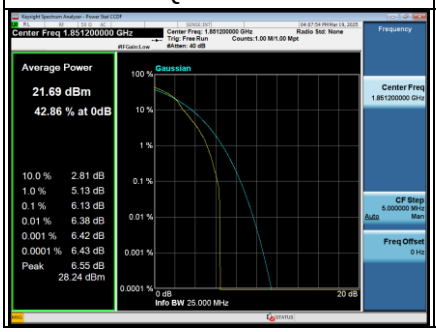

16QAM-18900

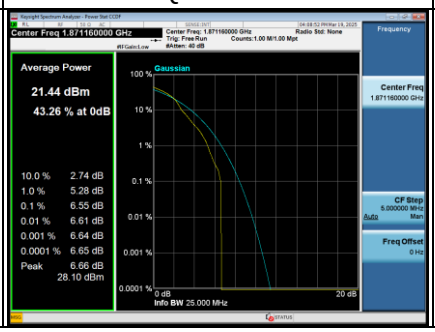

16QAM-19100

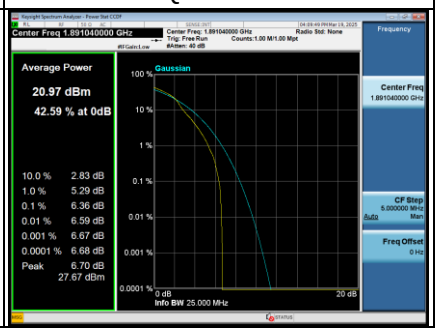

LTE Band 25_1.4MHz					
Channel	Frequency (MHz)	Peak To Average Ratio (dB)		Max. Limit (dB)	Result
		QPSK	16QAM		
26047	1850.7	5.12	6.10	13	Pass
26365	1882.5	5.07	6.34	13	Pass
26683	1914.3	4.60	5.25	13	Pass

Spectrum Plot

QPSK-26047

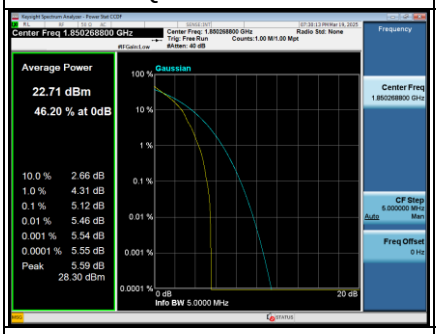

QPSK-26365

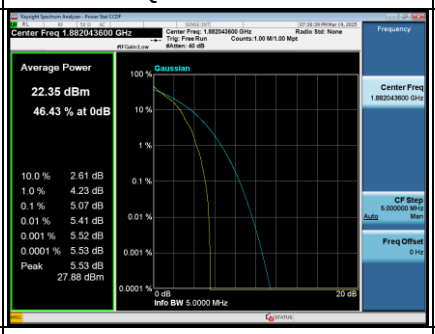

QPSK-26683

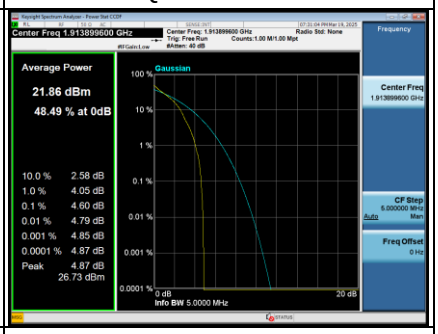

16QAM-26047

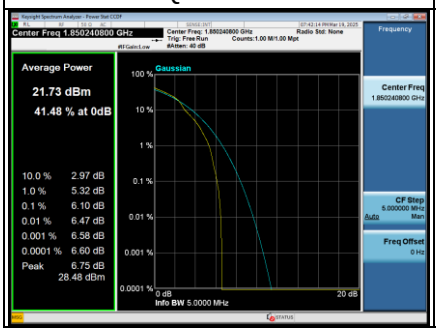

16QAM-26365

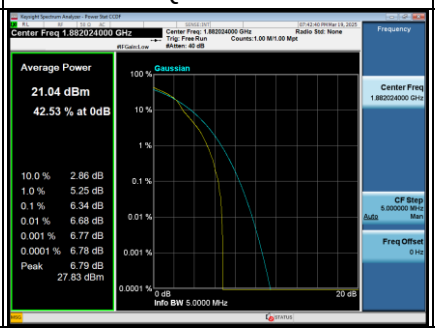

16QAM-26683

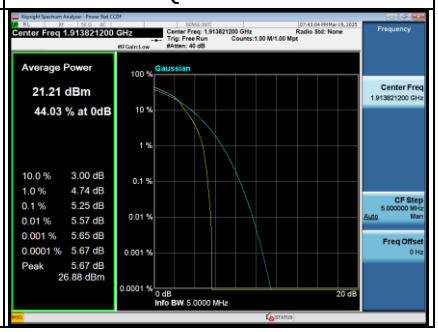

LTE Band 25_3MHz					
Channel	Frequency (MHz)	Peak To Average Ratio (dB)		Max. Limit (dB)	Result
		QPSK	16QAM		
26055	1851.5	5.20	6.19	13	Pass
26365	1882.5	5.18	6.22	13	Pass
26675	1913.5	4.53	5.52	13	Pass

Spectrum Plot

QPSK-26055

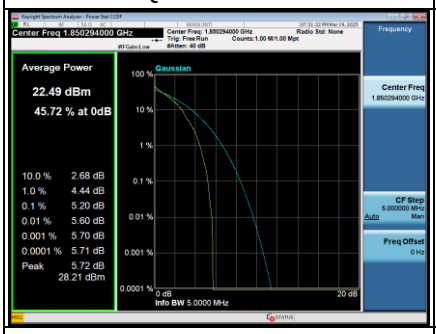

QPSK-26365

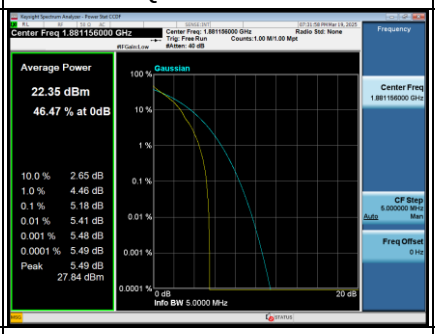

QPSK-26675

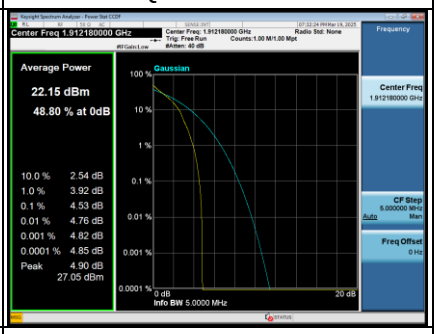

16QAM-26055

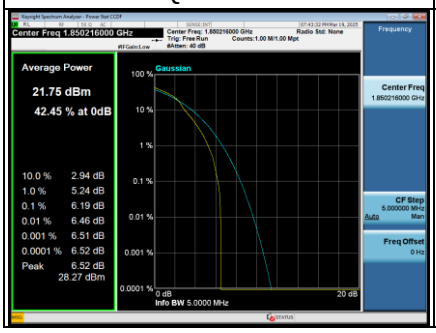

16QAM-26365

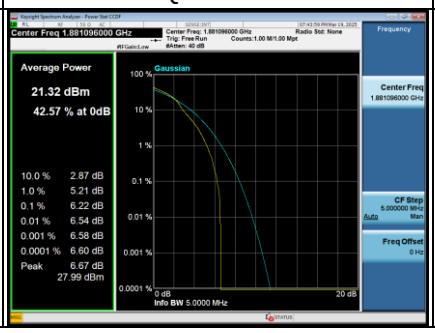

16QAM-26675

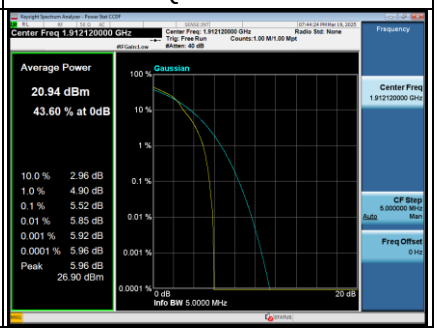

LTE Band 25_5MHz					
Channel	Frequency (MHz)	Peak To Average Ratio (dB)		Max. Limit (dB)	Result
		QPSK	16QAM		
26065	1852.5	5.11	6.27	13	Pass
26365	1882.5	5.10	6.26	13	Pass
26665	1912.5	4.86	5.90	13	Pass

Spectrum Plot		
QPSK-26065	QPSK-26365	QPSK-26665
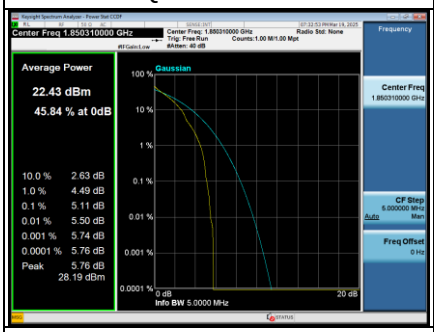	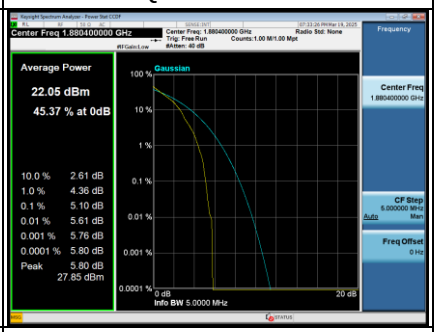	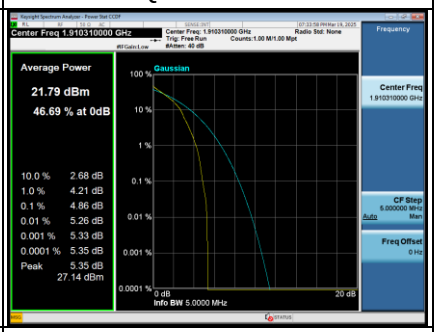
16QAM-26065	16QAM-26365	16QAM-26665
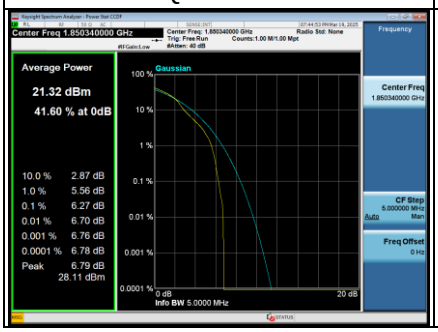	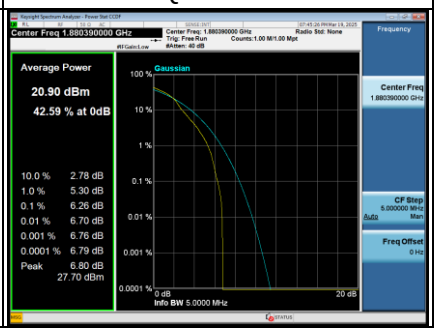	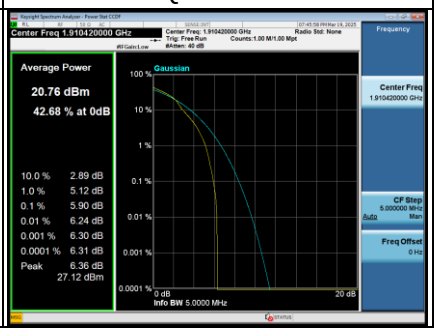

LTE Band 25_10MHz					
Channel	Frequency (MHz)	Peak To Average Ratio (dB)		Max. Limit (dB)	Result
		QPSK	16QAM		
26090	1855	5.13	6.12	13	Pass
26365	1882.5	5.10	6.18	13	Pass
26640	1910	5.06	5.94	13	Pass

Spectrum Plot		
QPSK-26090	QPSK-26365	QPSK-26640
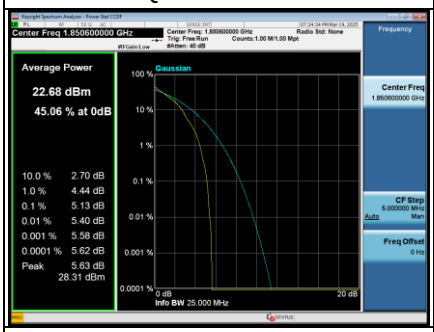	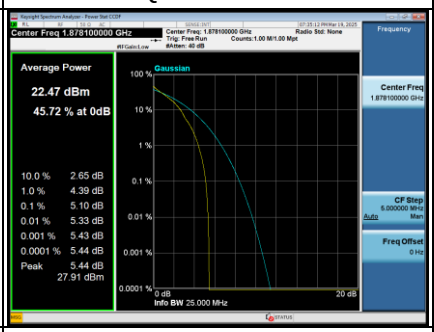	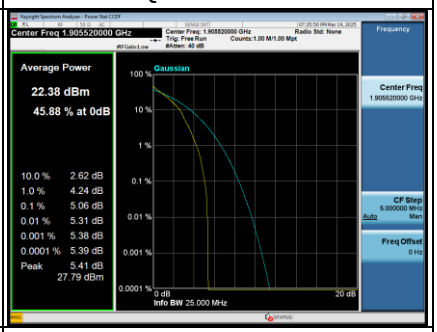
16QAM-26090	16QAM-26365	16QAM-26640
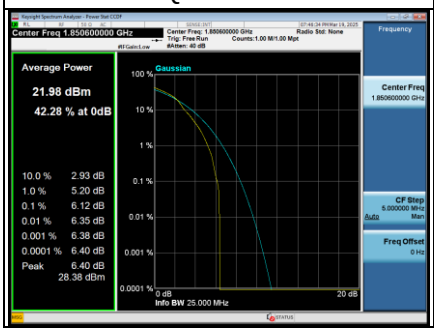	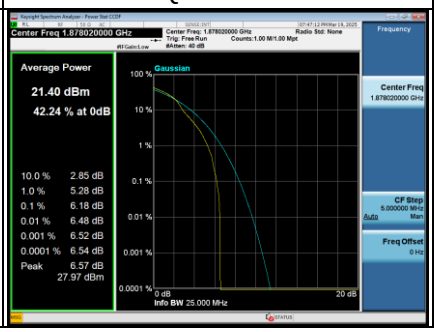	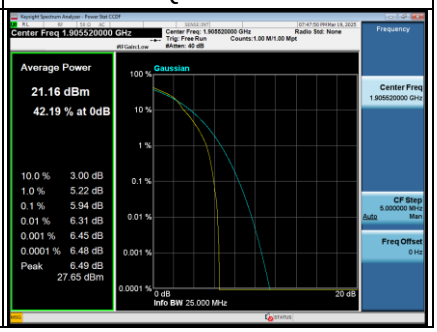

LTE Band 25_15MHz					
Channel	Frequency (MHz)	Peak To Average Ratio (dB)		Max. Limit (dB)	Result
		QPSK	16QAM		
26115	1857.5	5.05	5.98	13	Pass
26365	1882.5	5.20	6.42	13	Pass
26615	1907.5	5.02	5.99	13	Pass

Spectrum Plot		
QPSK-26115	QPSK-26365	QPSK-26615
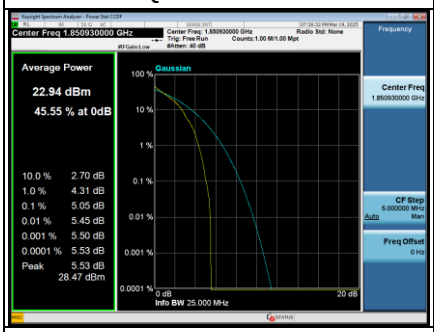	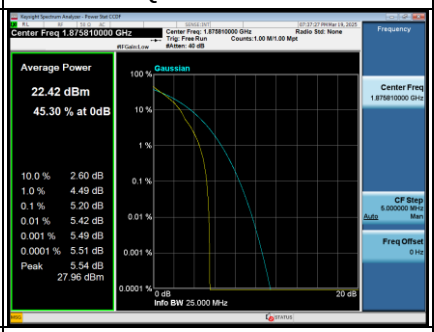	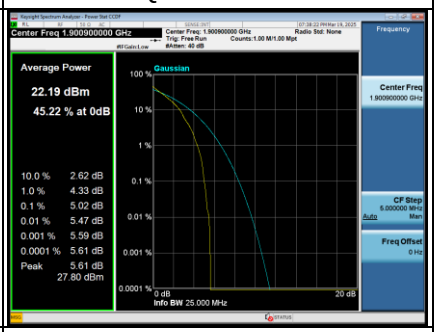
16QAM-26115	16QAM-26365	16QAM-26615
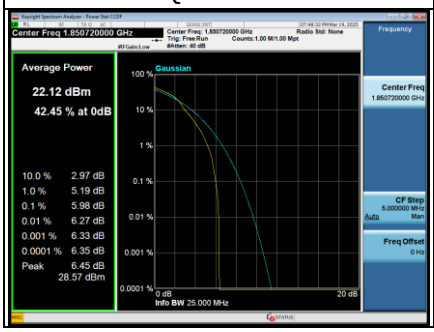	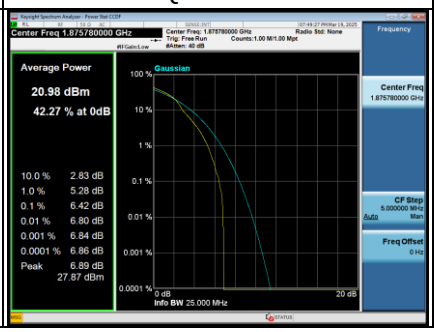	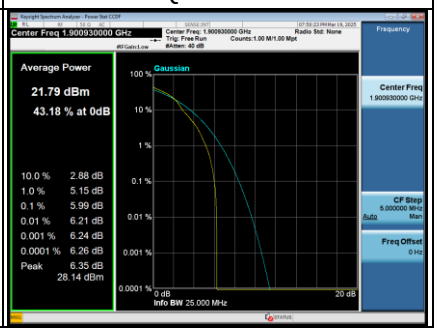

LTE Band 25_20MHz					
Channel	Frequency (MHz)	Peak To Average Ratio (dB)		Max. Limit (dB)	Result
		QPSK	16QAM		
26140	1860	5.11	6.51	13	Pass
26365	1882.5	5.09	6.66	13	Pass
26590	1905	5.01	6.35	13	Pass

Spectrum Plot		
QPSK-26140	QPSK-26365	QPSK-26590
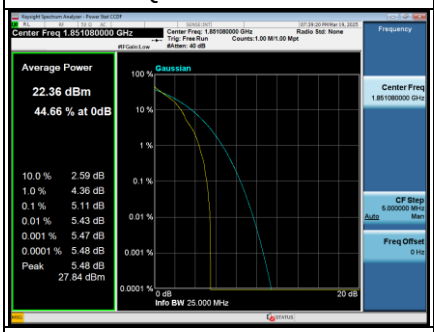	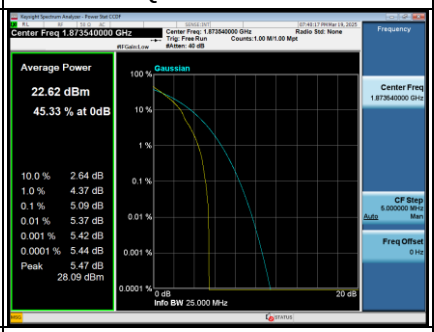	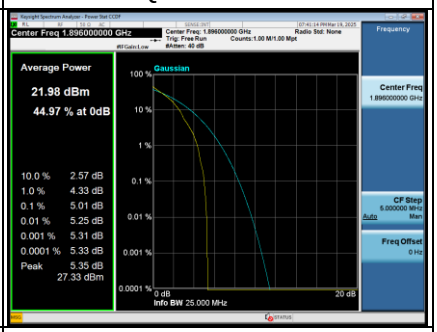
16QAM-26140	16QAM-26365	16QAM-26590
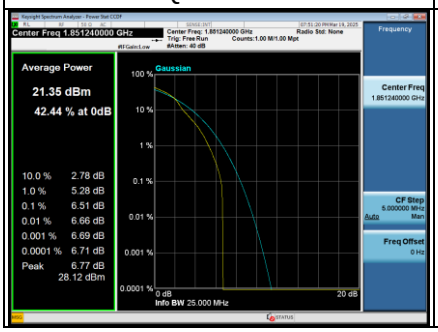	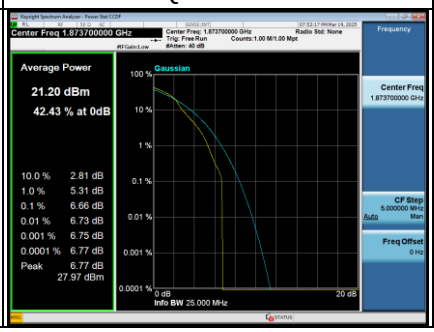	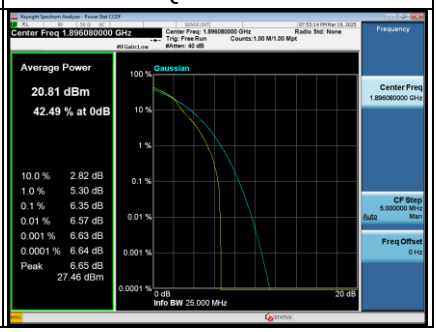

APPENDIX I - FREQUENCY STABILITY

Test Mode	LTE Band 2 _20MHz

Temperature (°C)	Lowest channel Frequency error(MHz)	Highest channel Frequency error(MHz)	Reference point:-13dBm		Frequency calculation value (MHz) Limit:The resulting frequencies must remain within the band		Verdict	worst ppm
			f_L(MHz)	f_H(MHz)	Lowest channel limit:1850MHz	Highest channel limit:1910MHz		Record only
50	0.00002321	0.00001706	1850.750000	1909.320000	1850.749977	1909.320017	Pass	0.0125
40	0.00001705	0.00001716			1850.749983	1909.320017	Pass	0.0092
30	0.00001354	0.00001653			1850.749986	1909.320017	Pass	0.0087
20	0.00000245	0.00000186			1850.749998	1909.320002	Pass	0.0013
10	0.00001549	0.00001226			1850.749985	1909.320012	Pass	0.0083
0	0.00001626	0.00001882			1850.749984	1909.320019	Pass	0.0099
−10	0.00001678	0.00001925			1850.749983	1909.320019	Pass	0.0101
−20	0.00001753	0.00001499			1850.749982	1909.320015	Pass	0.0094
−30	0.00002319	0.00001542			1850.749977	1909.320015	Pass	0.0125
Minimum voltage	0.00001843	0.00002255			1850.749982	1909.320023	Pass	0.0119
Maximum voltage	0.00001879	0.00001862			1850.749981	1909.320019	Pass	0.0101
Nominal voltage	0.00002144	0.00001612			1850.749979	1909.320016	Pass	0.0115

Note: Nominal voltage= 3.8V, Maximum voltage= 4.4V, Minimum voltage= 3.55V.

Test Mode	LTE Band 25_20MHz

Temperature (°C)	Lowest channel Frequency error(MHz)	Highest channel Frequency error(MHz)	Reference point:-13dBm		Frequency calculation value (MHz) Limit:The resulting frequencies must remain within the band		Verdict	worst ppm
			f_L(MHz)	f_H(MHz)	Lowest channel limit:1850MHz	Highest channel limit:1915MHz		Record only
50	0.00000564	-0.00000725	1850.5300	1914.3400	1850.529994	1914.339993	Pass	-0.0038
40	0.00001263	0.00000379			1850.529987	1914.340004	Pass	0.0068
30	0.00001638	0.00003533			1850.529984	1914.340035	Pass	0.0185
20	-0.00001644	-0.00001239			1850.530016	1914.339988	Pass	-0.0088
10	0.00000472	0.00000268			1850.529995	1914.340003	Pass	0.0025
0	0.0000085	-0.00001263			1850.529992	1914.339987	Pass	-0.0066
−10	0.00001475	0.00000282			1850.529985	1914.340003	Pass	0.0079
−20	-0.00001177	-0.00000189			1850.530012	1914.339998	Pass	-0.0063
−30	0.00001471	0.00000257			1850.529985	1914.340003	Pass	0.0079
Minimum voltage	-0.00001218	0.00000551			1850.530012	1914.340006	Pass	-0.0065
Maximum voltage	-0.00000562	0.00000323			1850.530006	1914.340003	Pass	-0.0030
Nominal voltage	0.00000346	0.00000538			1850.529997	1914.340005	Pass	0.0028

Note: Nominal voltage= 3.8V, Maximum voltage= 4.4V, Minimum voltage= 3.55V.

End of Test Report