Frequency (MHz)	Peak (dBuV/m)	Average (dBuV/m)	Limit (dBuV/m)	Margin (dB)	Height (cm)	Polarization	Azimuth (deg)	Correct Factor (dB)
1060.375000	46.17	---	68.20	22.03	200.0	H	321.0	-8.5
1241.500000	42.74	---	68.20	25.46	100.0	H	251.0	-7.6
1310.625000	---	34.84	54.00	19.16	200.0	H	241.0	-7.2
1518.000000	---	32.52	54.00	21.48	100.0	V	351.0	-6.0
1977.375000	45.38	---	68.20	22.82	200.0	V	257.0	-3.5
2236.375000	---	33.69	54.00	20.31	200.0	V	223.0	-2.5
2613.500000	46.77	---	68.20	21.43	100.0	H	324.0	-0.9
2817.375000	---	35.80	54.00	18.20	200.0	V	284.0	0.2
3196.250000	49.28	---	68.20	18.92	200.0	V	311.0	1.6
3864.750000	---	37.95	54.00	16.05	100.0	V	269.0	3.7
7646.500000	---	41.67	54.00	12.33	200.0	V	311.0	10.2
7930.875000	53.53	---	68.20	14.67	200.0	V	284.0	10.4

Remark: 1. Correction Factor = Antenna factor+ Insertion loss (cable loss + amplifier gain)

This report shall not be reproduced except in full, without the written approval of TA Technology (Shanghai) Co., Ltd.

802.11a CH64

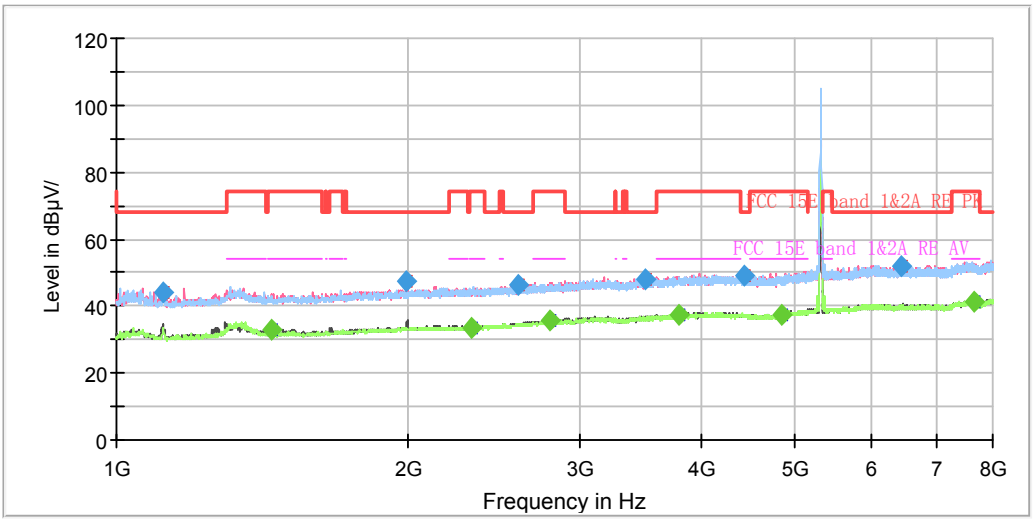

Note: The signal beyond the limit is carrier.
Radiates Emission from 1GHz to 8GHz

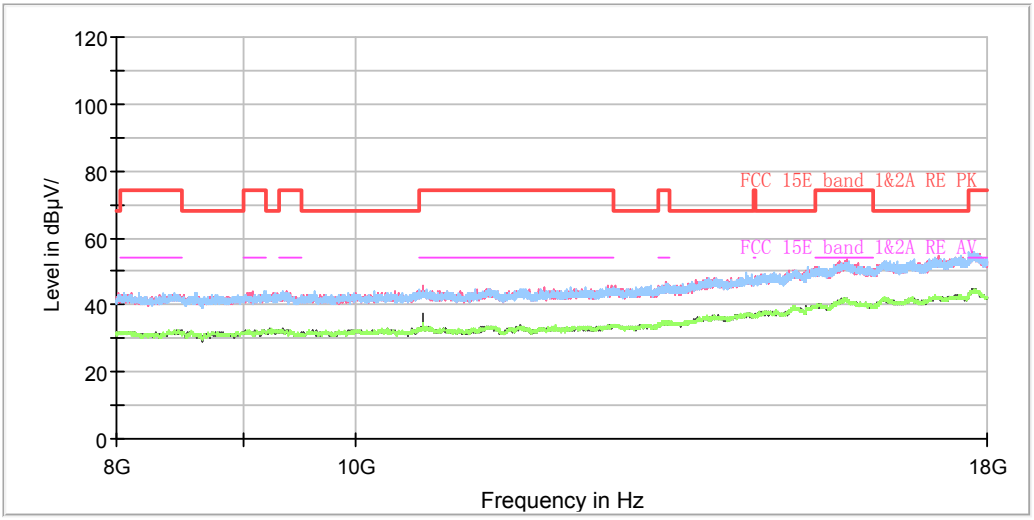

Radiates Emission from 8GHz to 18GHz

This report shall not be reproduced except in full, without the written approval of TA Technology (Shanghai) Co., Ltd.

Frequency (MHz)	Peak (dBuV/m)	Average (dBuV/m)	Limit (dBuV/m)	Margin (dB)	Height (cm)	Polarization	Azimuth (deg)	Correct Factor (dB)
1118.125000	44.30	---	68.20	23.90	200.0	V	279.0	-8.2
1445.375000	---	33.08	54.00	20.92	200.0	V	100.0	-6.5
1991.375000	47.72	---	68.20	20.48	200.0	V	100.0	-3.4
2324.750000	---	33.66	54.00	20.34	100.0	V	333.0	-2.2
2591.625000	46.13	---	68.20	22.07	100.0	V	320.0	-1.0
2793.750000	---	35.47	54.00	18.53	200.0	V	132.0	0.0
3511.250000	48.03	---	68.20	20.17	200.0	V	341.0	2.4
3799.125000	---	37.41	54.00	16.59	200.0	V	254.0	3.5
4435.250000	48.98	---	68.20	19.22	200.0	H	76.0	4.9
4850.000000	---	37.46	54.00	16.54	200.0	V	200.0	6.1
6448.625000	52.15	---	68.20	16.05	100.0	H	313.0	8.5
7649.125000	---	41.57	54.00	12.43	100.0	H	191.0	10.2

Remark: 1. Correction Factor = Antenna factor+ Insertion loss (cable loss + amplifier gain)

This report shall not be reproduced except in full, without the written approval of TA Technology (Shanghai) Co., Ltd.

802.11a CH100

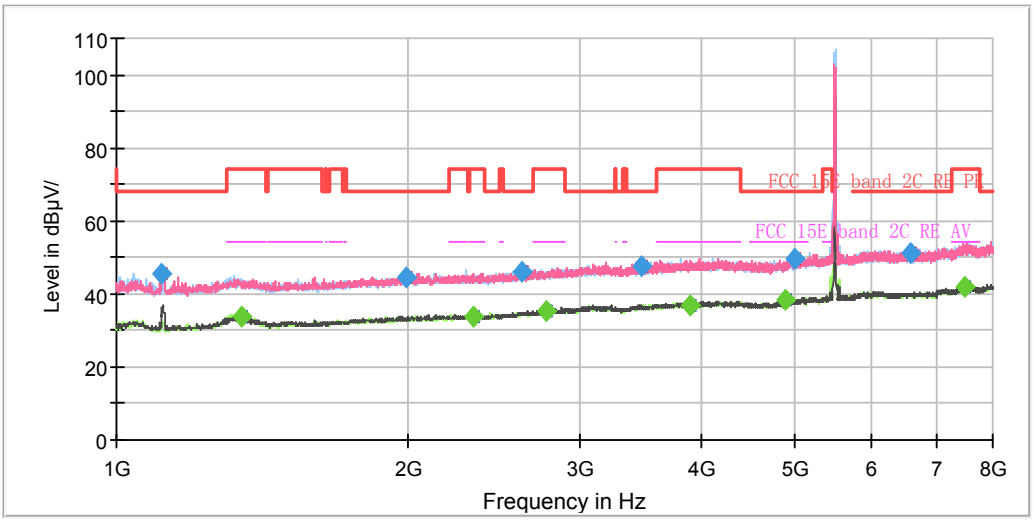

Note: The signal beyond the limit is carrier.
Radiates Emission from 1GHz to 8GHz

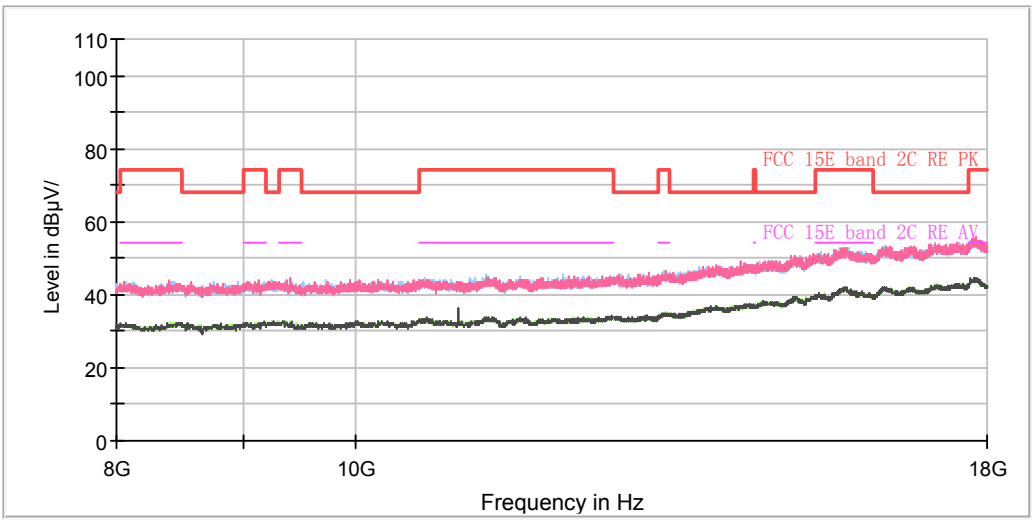

Radiates Emission from 8GHz to 18GHz

This report shall not be reproduced except in full, without the written approval of TA Technology (Shanghai) Co., Ltd.

Frequency (MHz)	Peak (dBuV/m)	Average (dBuV/m)	Limit (dBuV/m)	Margin (dB)	Height (cm)	Polarization	Azimuth (deg)	Correct Factor (dB)
1114.625000	45.59	---	68.20	22.61	200.0	V	255.0	-8.3
1343.875000	---	33.58	54.00	20.42	200.0	H	242.0	-7.0
1984.375000	44.36	---	68.20	23.84	100.0	H	0.0	-3.5
2327.375000	---	33.65	54.00	20.35	200.0	H	126.0	-2.2
2622.250000	46.15	---	68.20	22.05	200.0	V	335.0	-0.9
2775.375000	---	35.29	54.00	18.71	100.0	V	308.0	-0.1
3475.375000	47.67	---	68.20	20.53	100.0	H	206.0	2.2
3896.250000	---	36.98	54.00	17.02	200.0	H	336.0	3.8
4897.250000	---	38.13	54.00	15.87	100.0	H	169.0	6.4
4997.000000	49.38	---	68.20	18.82	200.0	H	0.0	6.6
6590.375000	51.16	---	68.20	17.04	100.0	V	344.0	8.6
7495.125000	---	42.04	54.00	11.96	100.0	V	50.0	9.9

Remark: 1. Correction Factor = Antenna factor+ Insertion loss (cable loss + amplifier gain)

This report shall not be reproduced except in full, without the written approval of TA Technology (Shanghai) Co., Ltd.

802.11a CH116

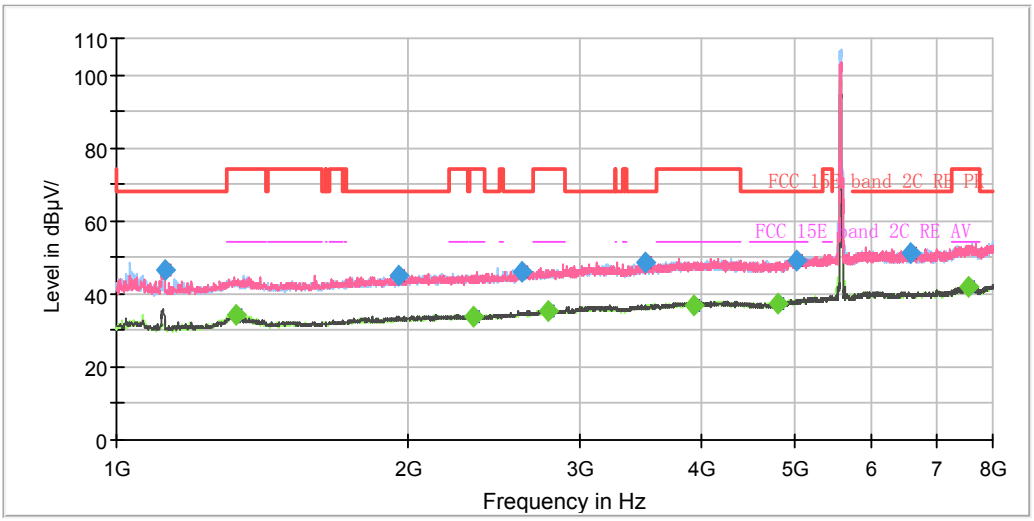

Note: The signal beyond the limit is carrier.
Radiates Emission from 1GHz to 8GHz

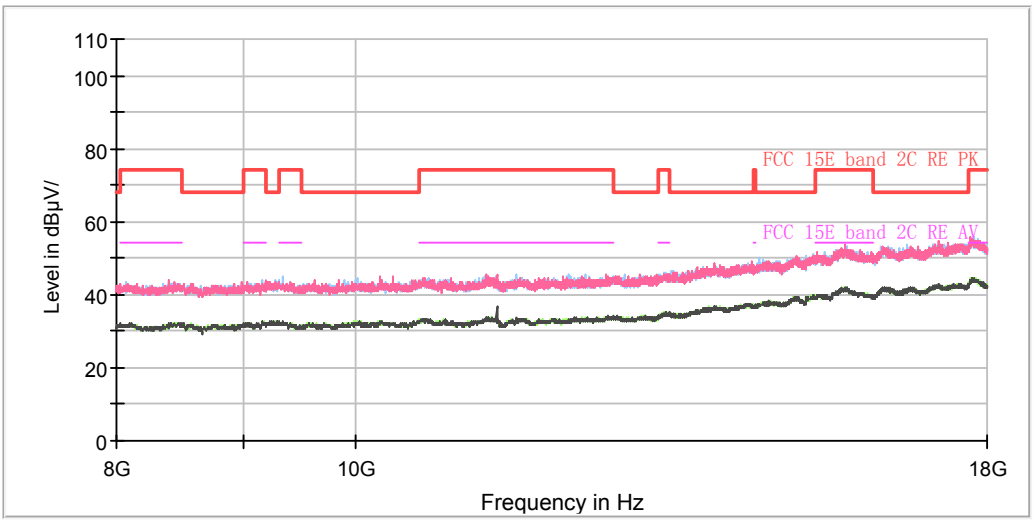

Radiates Emission from 8GHz to 18GHz

This report shall not be reproduced except in full, without the written approval of TA Technology (Shanghai) Co., Ltd.

Frequency (MHz)	Peak (dBuV/m)	Average (dBuV/m)	Limit (dBuV/m)	Margin (dB)	Height (cm)	Polarization	Azimuth (deg)	Correct Factor (dB)
1119.875000	46.32	---	68.20	21.88	200.0	V	256.0	-8.2
1329.000000	---	34.27	54.00	19.73	200.0	H	241.0	-7.1
1950.250000	45.23	---	68.20	22.97	200.0	V	277.0	-3.6
2330.875000	---	33.90	54.00	20.10	100.0	H	304.0	-2.2
2614.375000	46.25	---	68.20	21.95	200.0	V	143.0	-0.9
2778.875000	---	35.27	54.00	18.73	100.0	H	93.0	-0.1
3509.500000	48.43	---	68.20	19.77	100.0	V	263.0	2.3
3940.875000	---	37.03	54.00	16.97	200.0	H	292.0	3.9
4815.000000	---	37.58	54.00	16.42	200.0	H	234.0	5.9
5026.750000	48.88	---	68.20	19.32	200.0	H	335.0	6.6
6579.875000	51.29	---	68.20	16.91	200.0	H	285.0	8.6
7566.875000	---	42.07	54.00	11.93	200.0	V	26.0	10.0

Remark: 1. Correction Factor = Antenna factor+ Insertion loss (cable loss + amplifier gain)

This report shall not be reproduced except in full, without the written approval of TA Technology (Shanghai) Co., Ltd.

802.11a CH140

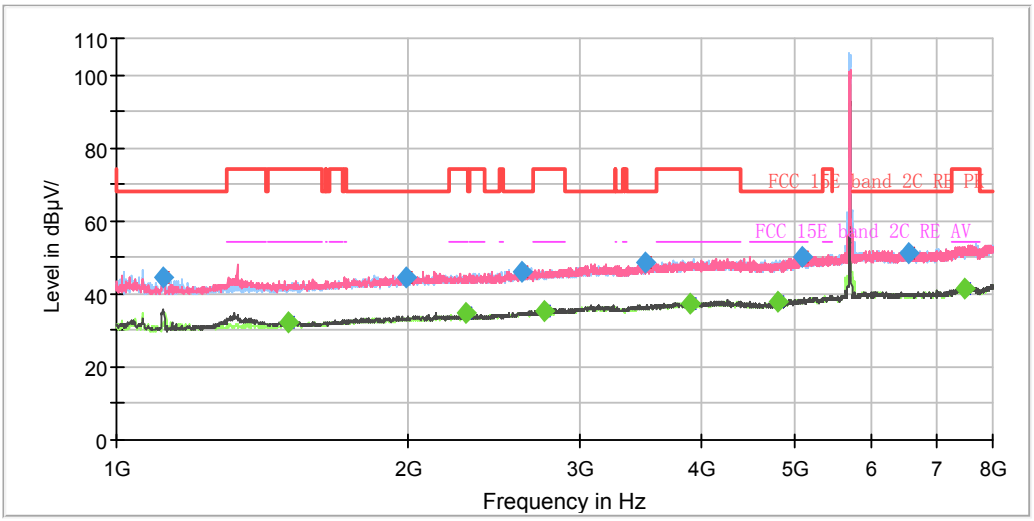

Note: The signal beyond the limit is carrier.
Radiates Emission from 1GHz to 8GHz

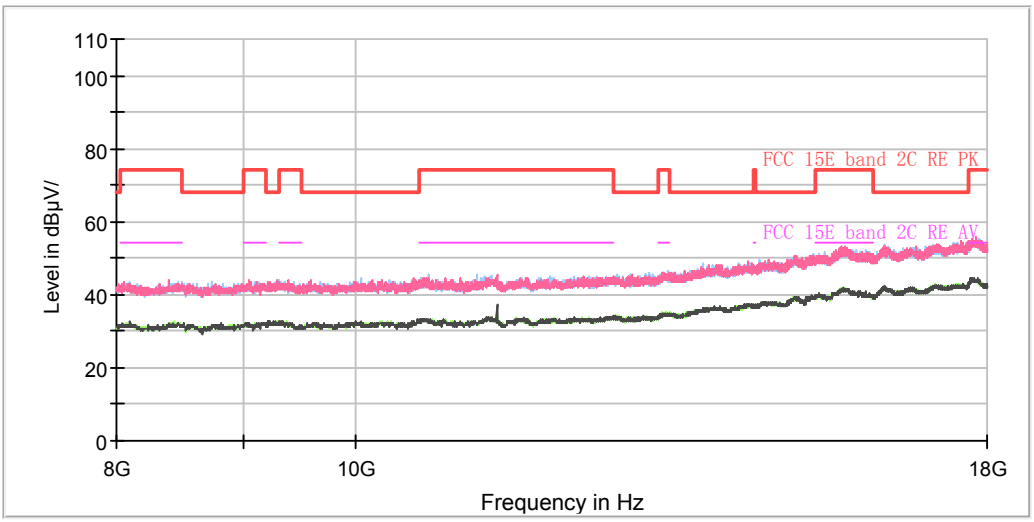

Radiates Emission from 8GHz to 18GHz

This report shall not be reproduced except in full, without the written approval of TA Technology (Shanghai) Co., Ltd.

Frequency (MHz)	Peak (dBuV/m)	Average (dBuV/m)	Limit (dBuV/m)	Margin (dB)	Height (cm)	Polarization	Azimuth (deg)	Correct Factor (dB)
1116.375000	44.36	---	68.20	23.84	200.0	V	249.0	-8.3
1505.750000	---	32.02	54.00	21.98	100.0	V	351.0	-6.1
1992.250000	44.52	---	68.20	23.68	100.0	H	35.0	-3.4
2293.250000	---	34.62	54.00	19.38	100.0	V	286.0	-2.2
2612.625000	45.99	---	68.20	22.21	100.0	H	87.0	-0.9
2764.875000	---	35.29	54.00	18.71	200.0	V	93.0	-0.1
3506.875000	48.47	---	68.20	19.73	100.0	V	18.0	2.3
3902.375000	---	37.59	54.00	16.41	100.0	H	303.0	3.8
4801.875000	---	38.10	54.00	15.90	100.0	H	320.0	5.9
5097.625000	50.05	---	68.20	18.15	100.0	V	294.0	6.6
6551.000000	51.02	---	68.20	17.18	100.0	H	348.0	8.6
7489.875000	---	41.60	54.00	12.40	100.0	V	336.0	9.9

Remark: 1. Correction Factor = Antenna factor+ Insertion loss (cable loss + amplifier gain)

This report shall not be reproduced except in full, without the written approval of TA Technology (Shanghai) Co., Ltd.

802.11a CH149

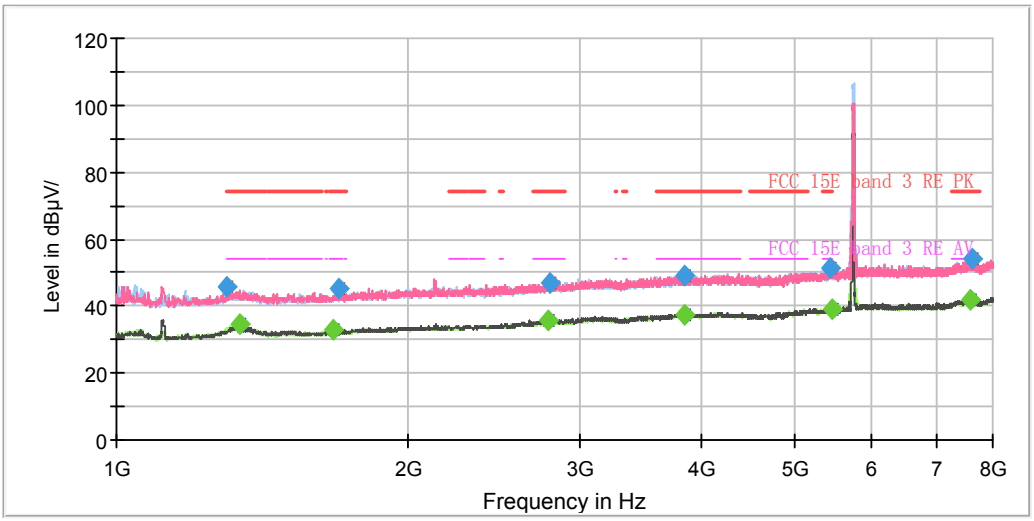

Note: The signal beyond the limit is carrier.
Radiates Emission from 1GHz to 8GHz

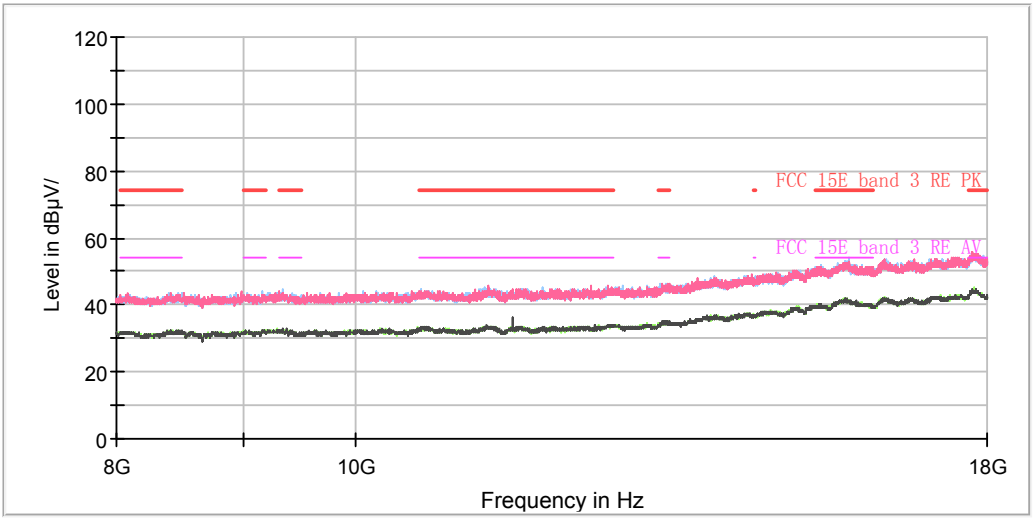

Radiates Emission from 8GHz to 18GHz

This report shall not be reproduced except in full, without the written approval of TA Technology (Shanghai) Co., Ltd.

Frequency (MHz)	Peak (dBuV/m)	Average (dBuV/m)	Limit (dBuV/m)	Margin (dB)	Height (cm)	Polarization	Azimuth (deg)	Correct Factor (dB)
1301.875000	45.85	---	74.00	28.15	200.0	H	240.0	-7.2
1339.500000	---	34.36	54.00	19.64	200.0	H	240.0	-7.0
1674.625000	---	32.69	54.00	21.31	200.0	V	217.0	-5.1
1694.750000	45.03	---	74.00	28.97	200.0	V	42.0	-5.1
2785.875000	---	35.66	54.00	18.34	200.0	V	231.0	0.0
2793.750000	47.02	---	74.00	26.98	200.0	H	248.0	0.0
3843.750000	---	37.64	54.00	16.36	100.0	H	210.0	3.7
3849.875000	49.08	---	74.00	24.92	100.0	V	220.0	3.7
5447.625000	51.11	---	74.00	22.89	200.0	H	248.0	7.2
5459.875000	---	39.22	54.00	14.78	100.0	H	321.0	7.3
7594.000000	---	41.90	54.00	12.10	100.0	H	57.0	10.1
7615.875000	54.17	---	74.00	19.83	200.0	V	217.0	10.2

Remark: 1. Correction Factor = Antenna factor+ Insertion loss (cable loss + amplifier gain)

This report shall not be reproduced except in full, without the written approval of TA Technology (Shanghai) Co., Ltd.

802.11a CH157

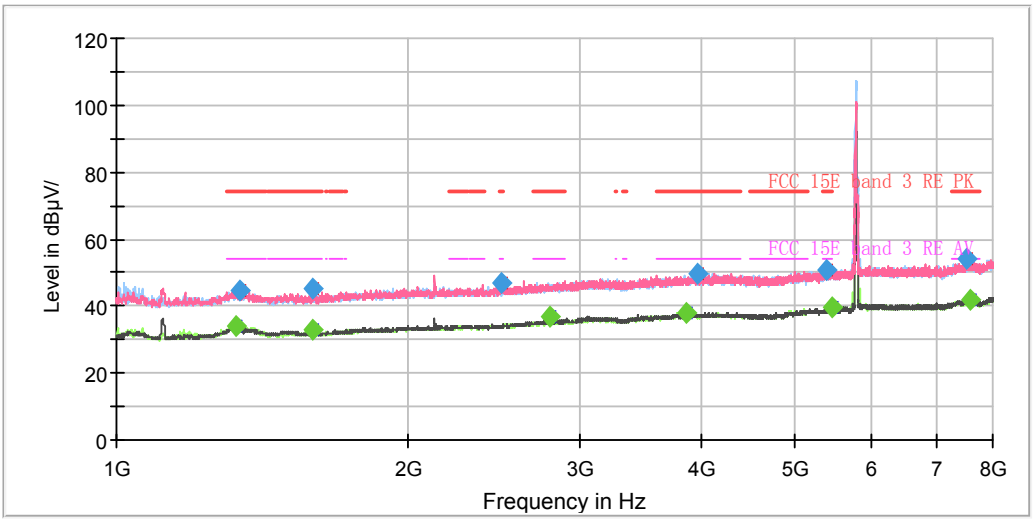

Note: The signal beyond the limit is carrier.
Radiates Emission from 1GHz to 8GHz

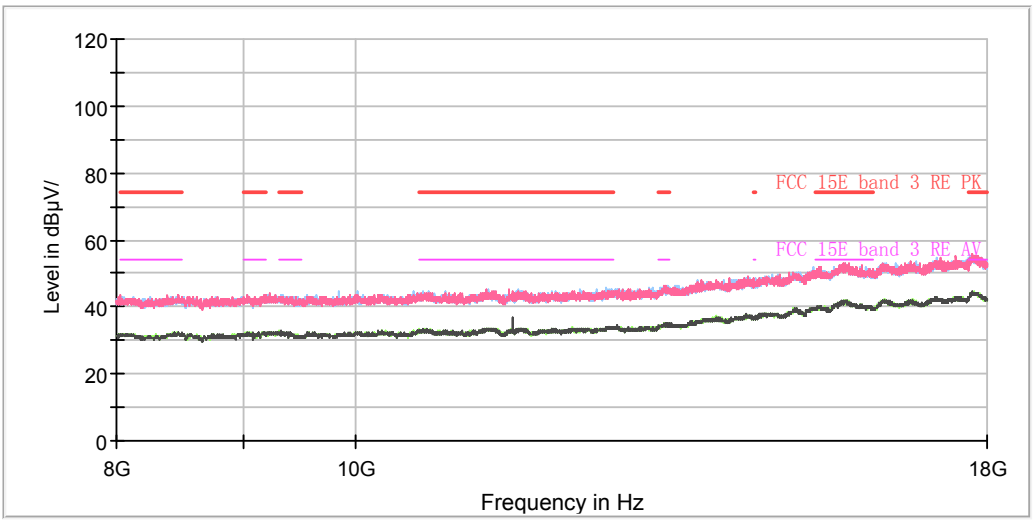

Radiates Emission from 8GHz to 18GHz

This report shall not be reproduced except in full, without the written approval of TA Technology (Shanghai) Co., Ltd.

Frequency (MHz)	Peak (dBuV/m)	Average (dBuV/m)	Limit (dBuV/m)	Margin (dB)	Height (cm)	Polarization	Azimuth (deg)	Correct Factor (dB)
1327.250000	---	34.30	54.00	19.70	200.0	V	240.0	-7.1
1337.750000	44.39	---	74.00	29.61	200.0	V	131.0	-7.0
1595.875000	---	33.17	54.00	20.83	100.0	V	119.0	-5.6
1595.875000	45.31	---	74.00	28.69	100.0	V	119.0	-5.6
2489.250000	46.77	---	74.00	27.23	100.0	V	250.0	-1.6
2796.375000	---	36.73	54.00	17.27	200.0	V	108.0	0.1
3868.250000	---	37.71	54.00	16.29	200.0	V	115.0	3.7
3963.625000	49.89	---	74.00	24.11	200.0	V	137.0	3.9
5381.125000	50.72	---	74.00	23.28	100.0	V	91.0	7.0
5456.375000	---	39.57	54.00	14.43	100.0	V	329.0	7.3
7520.500000	54.28	---	74.00	19.72	200.0	H	0.0	9.9
7591.375000	---	41.93	54.00	12.07	100.0	V	307.0	10.1

Remark: 1. Correction Factor = Antenna factor+ Insertion loss (cable loss + amplifier gain)

This report shall not be reproduced except in full, without the written approval of TA Technology (Shanghai) Co., Ltd.

802.11a CH165

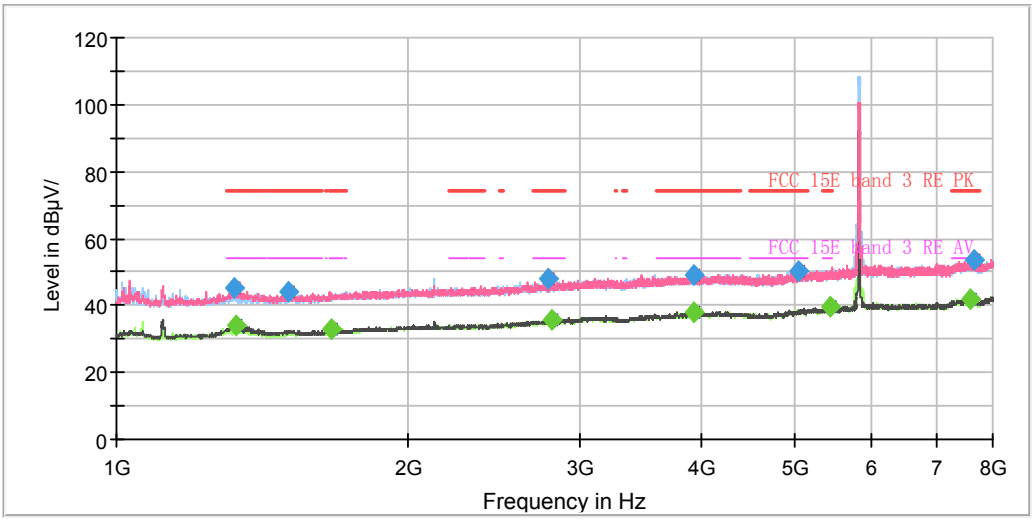

Note: The signal beyond the limit is carrier.

Radiates Emission from 1GHz to 8GHz

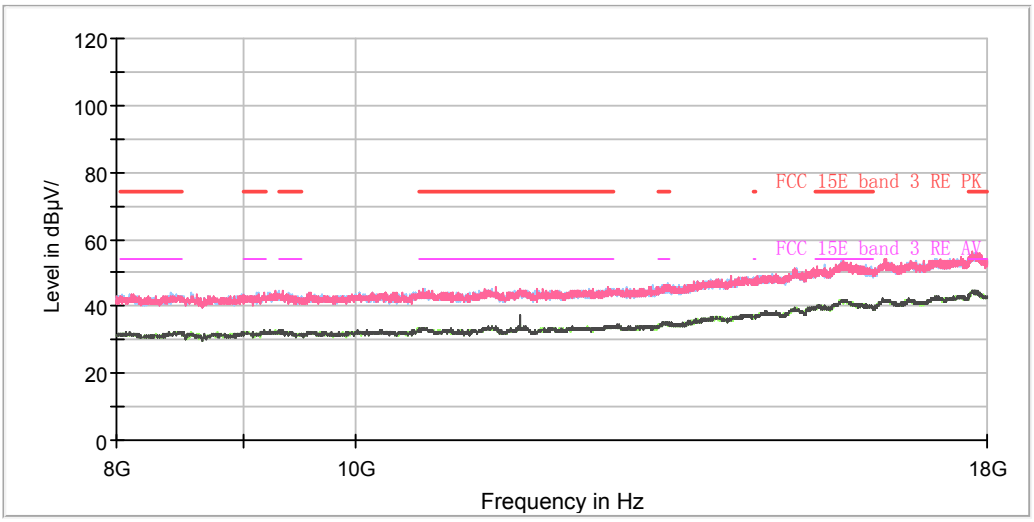

Radiates Emission from 8GHz to 18GHz

This report shall not be reproduced except in full, without the written approval of TA Technology (Shanghai) Co., Ltd.

Frequency (MHz)	Peak (dBuV/m)	Average (dBuV/m)	Limit (dBuV/m)	Margin (dB)	Height (cm)	Polarization	Azimuth (deg)	Correct Factor (dB)
1322.875000	45.32	---	74.00	28.68	200.0	V	246.0	-7.1
1327.250000	---	34.22	54.00	19.78	200.0	V	130.0	-7.1
1505.750000	43.86	---	74.00	30.14	100.0	V	341.0	-6.1
1667.625000	---	32.77	54.00	21.23	200.0	V	79.0	-5.2
2779.750000	47.84	---	74.00	26.16	200.0	V	290.0	-0.1
2805.125000	---	35.57	54.00	18.43	100.0	V	133.0	0.1
3926.875000	48.98	---	74.00	25.02	100.0	H	58.0	3.8
3942.625000	---	38.10	54.00	15.90	100.0	H	115.0	3.9
5050.375000	50.46	---	74.00	23.54	200.0	V	7.0	6.6
5442.375000	---	39.48	54.00	14.52	200.0	H	179.0	7.2
7574.750000	---	42.11	54.00	11.89	200.0	V	260.0	10.1
7640.375000	53.63	---	74.00	20.37	100.0	V	304.0	10.2

Remark: 1. Correction Factor = Antenna factor+ Insertion loss (cable loss + amplifier gain)

This report shall not be reproduced except in full, without the written approval of TA Technology (Shanghai) Co., Ltd.

802.11n (HT20) CH36

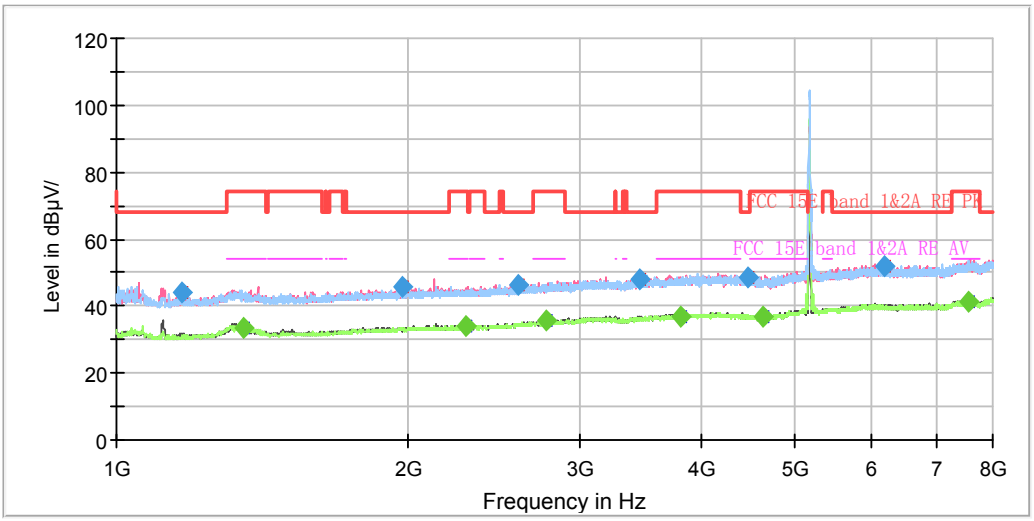

Note: The signal beyond the limit is carrier.

Radiates Emission from 1GHz to 8GHz

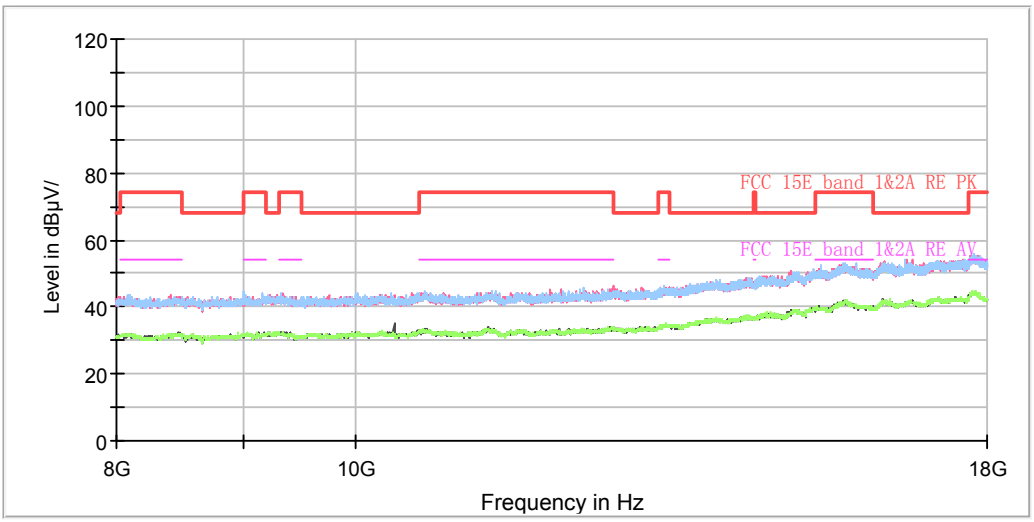

Radiates Emission from 8GHz to 18GHz

This report shall not be reproduced except in full, without the written approval of TA Technology (Shanghai) Co., Ltd.

Frequency (MHz)	Peak (dBuV/m)	Average (dBuV/m)	Limit (dBuV/m)	Margin (dB)	Height (cm)	Polarization	Azimuth (deg)	Correct Factor (dB)
1168.000000	44.01	---	68.20	24.19	100.0	H	315.0	-8.0
1354.375000	---	33.59	54.00	20.41	200.0	H	243.0	-6.9
1969.500000	45.88	---	68.20	22.32	200.0	H	67.0	-3.5
2291.500000	---	34.18	54.00	19.82	100.0	V	54.0	-2.2
2596.000000	46.09	---	68.20	22.11	100.0	V	3.0	-1.0
2776.250000	---	35.56	54.00	18.44	200.0	V	327.0	-0.1
3458.750000	47.74	---	68.20	20.46	200.0	V	347.0	2.2
3816.625000	---	36.58	54.00	17.42	200.0	V	93.0	3.5
4477.250000	48.55	---	68.20	19.65	100.0	H	196.0	4.9
4635.625000	---	36.70	54.00	17.30	100.0	V	184.0	5.4
6187.000000	51.92	---	68.20	16.28	100.0	H	328.0	8.1
7535.375000	---	41.58	54.00	12.42	200.0	V	0.0	10.0

Remark: 1. Correction Factor = Antenna factor+ Insertion loss (cable loss + amplifier gain)

This report shall not be reproduced except in full, without the written approval of TA Technology (Shanghai) Co., Ltd.

802.11n (HT20) CH40

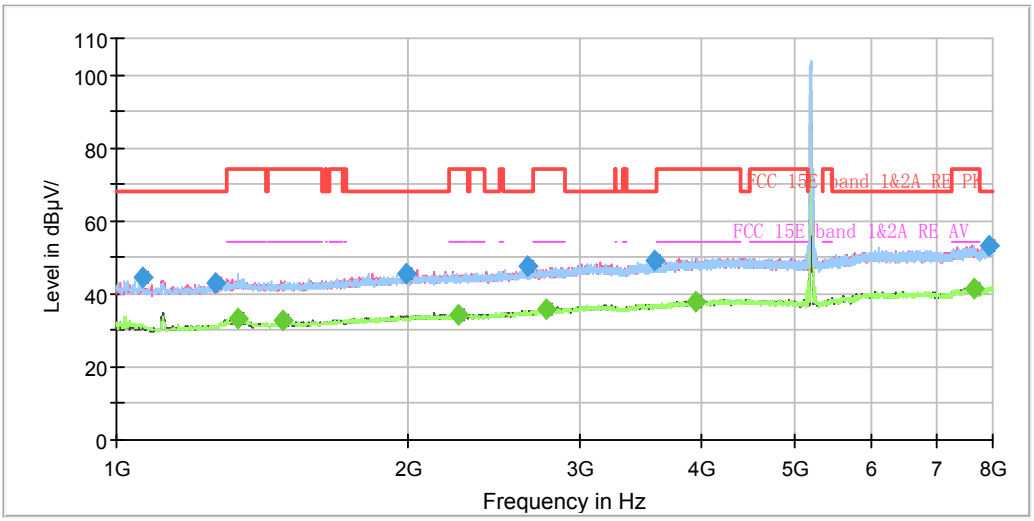

Note: The signal beyond the limit is carrier.

Radiates Emission from 1GHz to 8GHz

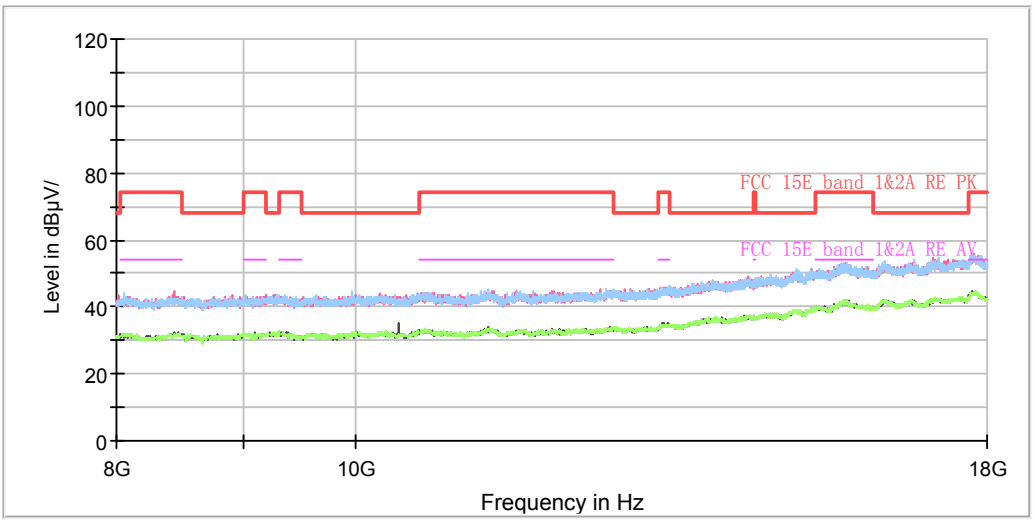

Radiates Emission from 8GHz to 18GHz

This report shall not be reproduced except in full, without the written approval of TA Technology (Shanghai) Co., Ltd.

Frequency (MHz)	Peak (dBuV/m)	Average (dBuV/m)	Limit (dBuV/m)	Margin (dB)	Height (cm)	Polarization	Azimuth (deg)	Correct Factor (dB)
1062.125000	44.52	---	68.20	23.68	200.0	H	323.0	-8.5
1264.250000	42.73	---	68.20	25.47	100.0	H	318.0	-7.4
1336.875000	---	33.40	54.00	20.60	100.0	H	132.0	-7.0
1483.000000	---	32.76	54.00	21.24	200.0	V	214.0	-6.2
1992.250000	45.50	---	68.20	22.70	100.0	V	56.0	-3.4
2250.375000	---	34.18	54.00	19.82	200.0	H	83.0	-2.4
2657.250000	47.50	---	68.20	20.70	100.0	V	304.0	-0.7
2778.000000	---	35.82	54.00	18.18	100.0	H	0.0	-0.1
3588.250000	49.08	---	68.20	19.12	200.0	V	350.0	3.0
3951.375000	---	38.11	54.00	15.89	100.0	H	231.0	3.9
7651.750000	---	41.61	54.00	12.39	200.0	V	295.0	10.2
7920.375000	53.40	---	68.20	14.80	100.0	H	149.0	10.4

Remark: 1. Correction Factor = Antenna factor+ Insertion loss (cable loss + amplifier gain)

This report shall not be reproduced except in full, without the written approval of TA Technology (Shanghai) Co., Ltd.

802.11n (HT20) CH48

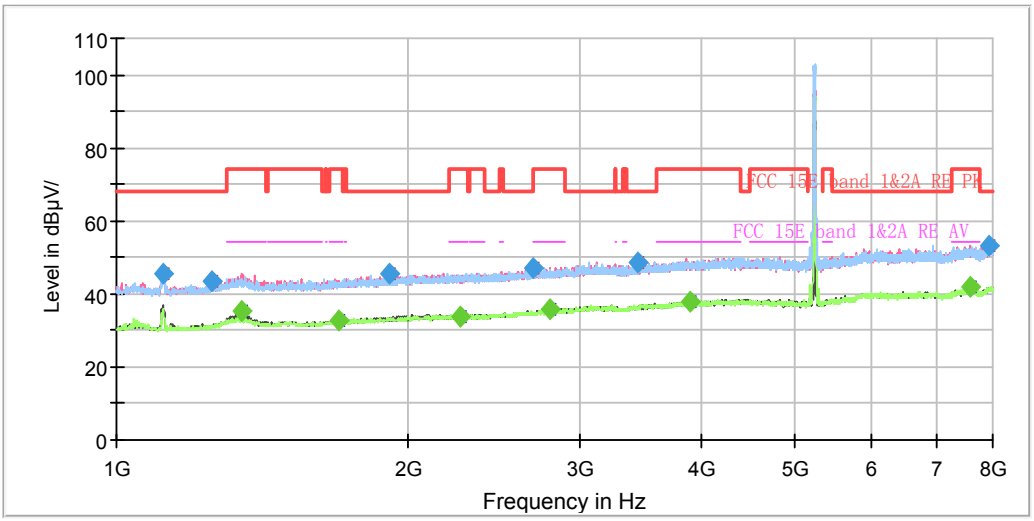

Note: The signal beyond the limit is carrier.
Radiates Emission from 1GHz to 8GHz

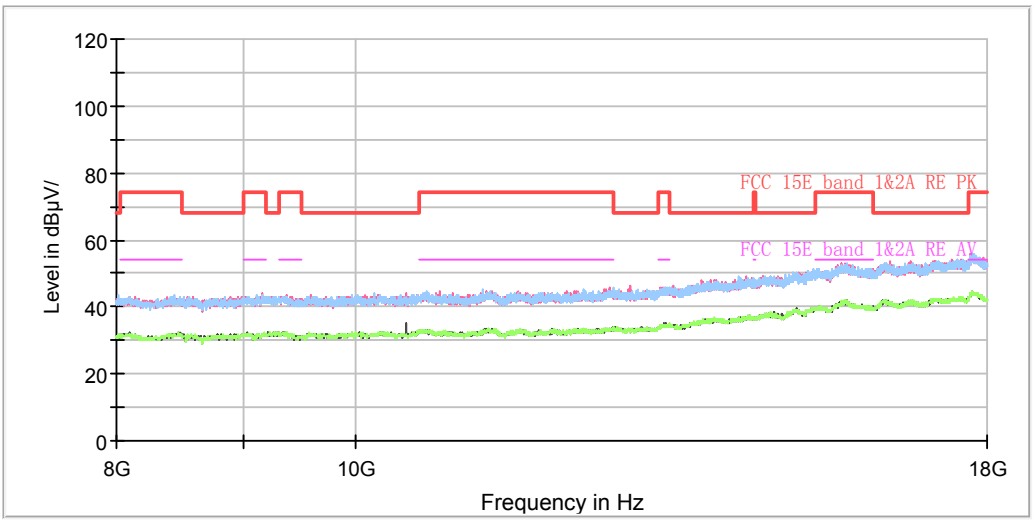

Radiates Emission from 8GHz to 18GHz

This report shall not be reproduced except in full, without the written approval of TA Technology (Shanghai) Co., Ltd.

Frequency (MHz)	Peak (dBuV/m)	Average (dBuV/m)	Limit (dBuV/m)	Margin (dB)	Height (cm)	Polarization	Azimuth (deg)	Correct Factor (dB)
1116.375000	45.78	---	68.20	22.42	100.0	V	254.0	-8.3
1256.375000	43.27	---	68.20	24.93	100.0	V	163.0	-7.5
1348.250000	---	35.28	54.00	18.72	100.0	V	260.0	-7.0
1691.250000	---	32.78	54.00	21.22	100.0	V	5.0	-5.1
1906.500000	45.31	---	68.20	22.89	100.0	V	157.0	-3.9
2260.000000	---	33.88	54.00	20.12	100.0	H	234.0	-2.4
2682.625000	47.23	---	68.20	20.97	100.0	V	71.0	-0.6
2796.375000	---	35.62	54.00	18.38	100.0	V	66.0	0.1
3443.000000	48.64	---	68.20	19.56	200.0	H	73.0	2.1
3908.500000	---	38.09	54.00	15.91	200.0	V	352.0	3.8
7592.250000	---	41.78	54.00	12.22	200.0	V	38.0	10.1
7916.875000	53.23	---	68.20	14.97	200.0	V	286.0	10.4

Remark: 1. Correction Factor = Antenna factor+ Insertion loss (cable loss + amplifier gain)

This report shall not be reproduced except in full, without the written approval of TA Technology (Shanghai) Co., Ltd.

802.11n (HT20) CH52

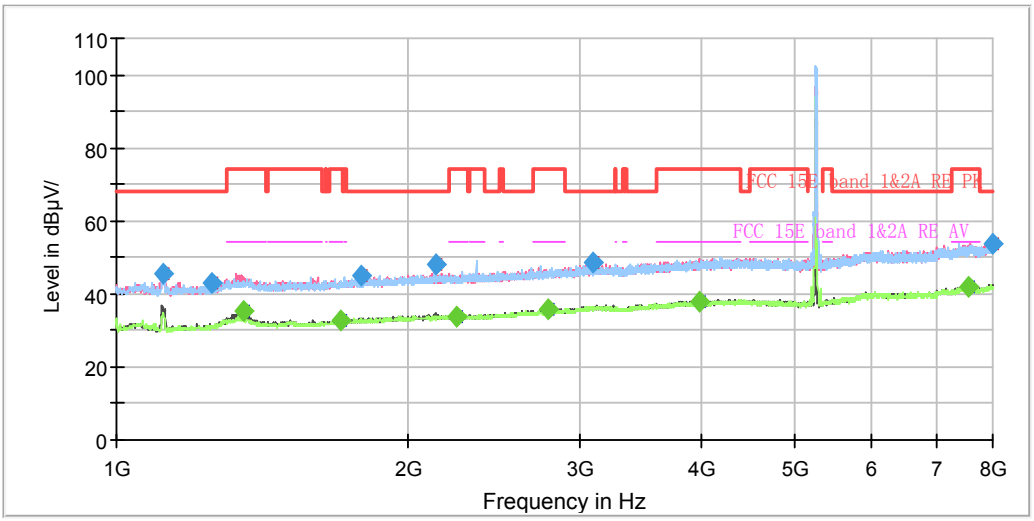

Note: The signal beyond the limit is carrier.

Radiates Emission from 1GHz to 8GHz

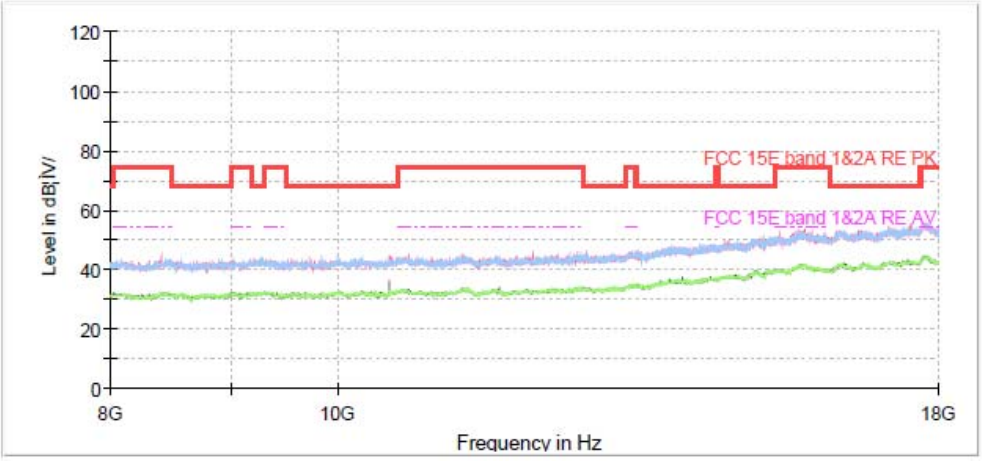

Radiates Emission from 8GHz to 18GHz

This report shall not be reproduced except in full, without the written approval of TA Technology (Shanghai) Co., Ltd.

Frequency (MHz)	Peak (dBuV/m)	Average (dBuV/m)	Limit (dBuV/m)	Margin (dB)	Height (cm)	Polarization	Azimuth (deg)	Correct Factor (dB)
1117.250000	45.77	---	68.20	22.43	200.0	V	259.0	-8.2
1255.500000	42.98	---	68.20	25.22	200.0	H	180.0	-7.5
1350.000000	---	35.21	54.00	18.79	100.0	V	261.0	-7.0
1704.375000	---	32.84	54.00	21.16	200.0	H	72.0	-5.0
1784.000000	44.97	---	68.20	23.23	200.0	V	286.0	-4.6
2131.375000	48.23	---	68.20	19.97	100.0	V	169.0	-2.8
2239.875000	---	33.64	54.00	20.36	200.0	V	324.0	-2.5
2778.875000	---	35.79	54.00	18.21	100.0	H	192.0	-0.1
3094.750000	48.39	---	68.20	19.81	100.0	V	119.0	1.5
3984.625000	---	38.05	54.00	15.95	100.0	V	185.0	4.0
7564.250000	---	42.08	54.00	11.92	200.0	H	66.0	10.0
7984.250000	53.81	---	68.20	14.39	200.0	V	249.0	10.5

Remark: 1. Correction Factor = Antenna factor+ Insertion loss (cable loss + amplifier gain)

This report shall not be reproduced except in full, without the written approval of TA Technology (Shanghai) Co., Ltd.

802.11n (HT20) CH60

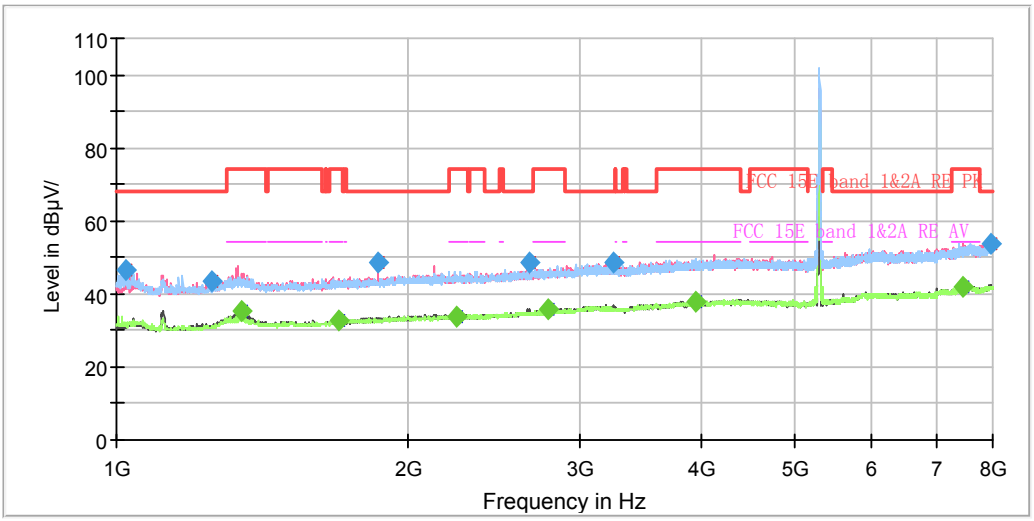

Note: The signal beyond the limit is carrier.
Radiates Emission from 1GHz to 8GHz

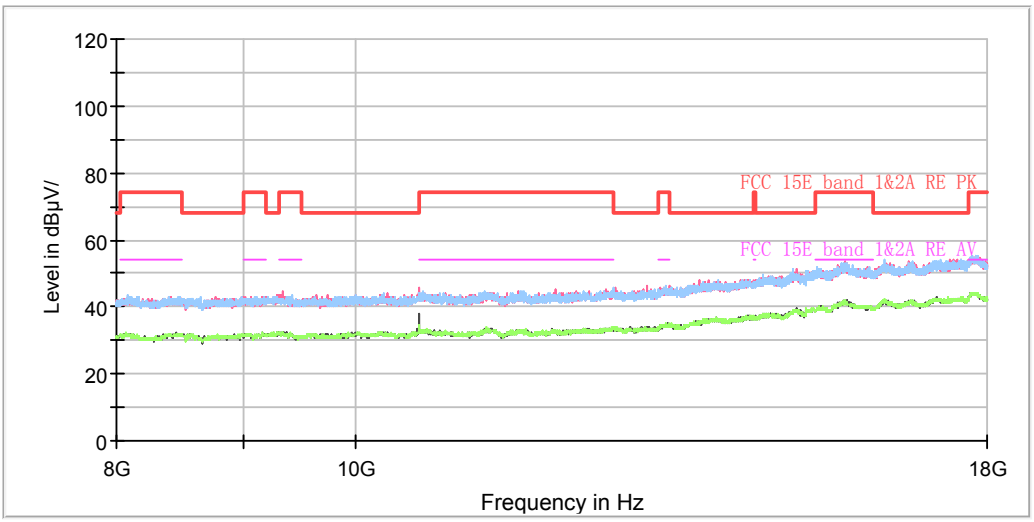

Radiates Emission from 8GHz to 18GHz

This report shall not be reproduced except in full, without the written approval of TA Technology (Shanghai) Co., Ltd.

Frequency (MHz)	Peak (dBuV/m)	Average (dBuV/m)	Limit (dBuV/m)	Margin (dB)	Height (cm)	Polarization	Azimuth (deg)	Correct Factor (dB)
1021.875000	46.48	---	68.20	21.72	200.0	H	29.0	-8.8
1255.500000	43.62	---	68.20	24.58	100.0	V	256.0	-7.5
1344.750000	---	35.06	54.00	18.94	100.0	V	256.0	-7.0
1691.250000	---	32.78	54.00	21.22	200.0	V	230.0	-5.1
1859.250000	48.84	---	68.20	19.36	200.0	V	301.0	-4.2
2239.875000	---	33.96	54.00	20.04	200.0	V	301.0	-2.5
2665.125000	48.39	---	68.20	19.81	100.0	V	351.0	-0.7
2785.000000	---	35.74	54.00	18.26	200.0	V	105.0	0.0
3250.500000	48.73	---	68.20	19.47	100.0	V	57.0	1.7
3951.375000	---	37.91	54.00	16.09	100.0	V	213.0	3.9
7463.625000	---	42.16	54.00	11.84	200.0	V	345.0	9.8
7969.375000	53.97	---	68.20	14.23	100.0	V	218.0	10.4

Remark: 1. Correction Factor = Antenna factor+ Insertion loss (cable loss + amplifier gain)

This report shall not be reproduced except in full, without the written approval of TA Technology (Shanghai) Co., Ltd.

802.11n (HT20) CH64

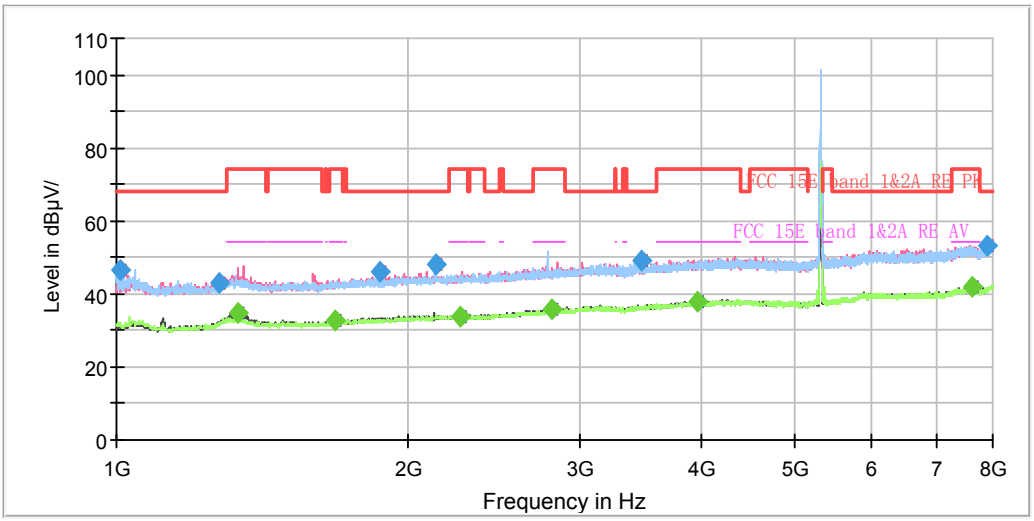

Note: The signal beyond the limit is carrier.

Radiates Emission from 1GHz to 8GHz

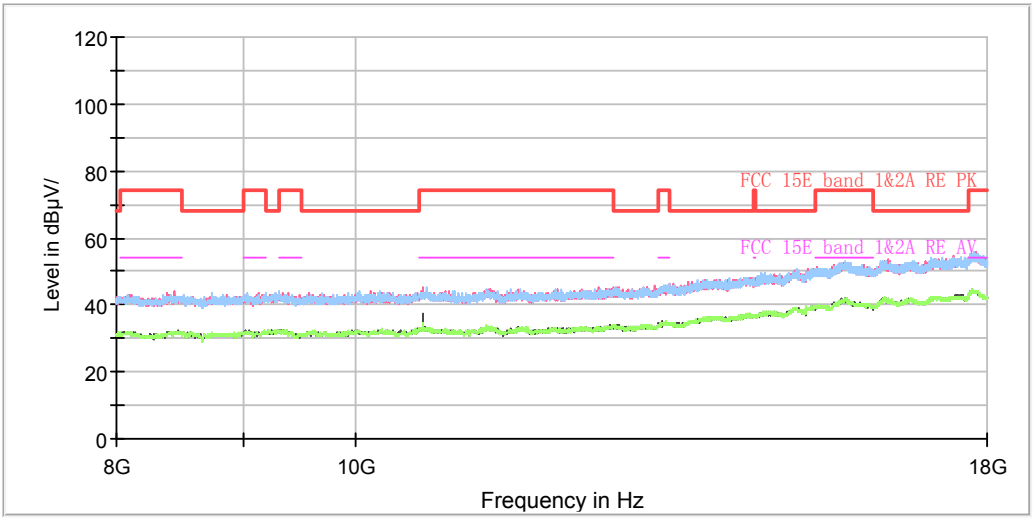

Radiates Emission from 8GHz to 18GHz

This report shall not be reproduced except in full, without the written approval of TA Technology (Shanghai) Co., Ltd.

Frequency (MHz)	Peak (dBuV/m)	Average (dBuV/m)	Limit (dBuV/m)	Margin (dB)	Height (cm)	Polarization	Azimuth (deg)	Correct Factor (dB)
1007.875000	46.59	---	68.20	21.61	200.0	H	321.0	-8.8
1274.750000	43.19	---	68.20	25.01	100.0	V	177.0	-7.4
1336.000000	---	34.79	54.00	19.21	100.0	V	139.0	-7.0
1676.375000	---	32.97	54.00	21.03	200.0	V	272.0	-5.1
1864.500000	46.04	---	68.20	22.16	100.0	V	139.0	-4.1
2131.375000	47.96	---	68.20	20.24	100.0	H	117.0	-2.8
2260.000000	---	34.01	54.00	19.99	200.0	H	190.0	-2.4
2812.125000	---	35.81	54.00	18.19	100.0	V	300.0	0.1
3479.750000	48.90	---	68.20	19.30	200.0	H	310.0	2.2
3963.625000	---	37.78	54.00	16.22	100.0	H	48.0	3.9
7620.250000	---	41.84	54.00	12.16	100.0	V	54.0	10.2
7890.625000	53.41	---	68.20	14.79	100.0	V	0.0	10.3

Remark: 1. Correction Factor = Antenna factor+ Insertion loss (cable loss + amplifier gain)

This report shall not be reproduced except in full, without the written approval of TA Technology (Shanghai) Co., Ltd.

802.11n (HT20) CH100

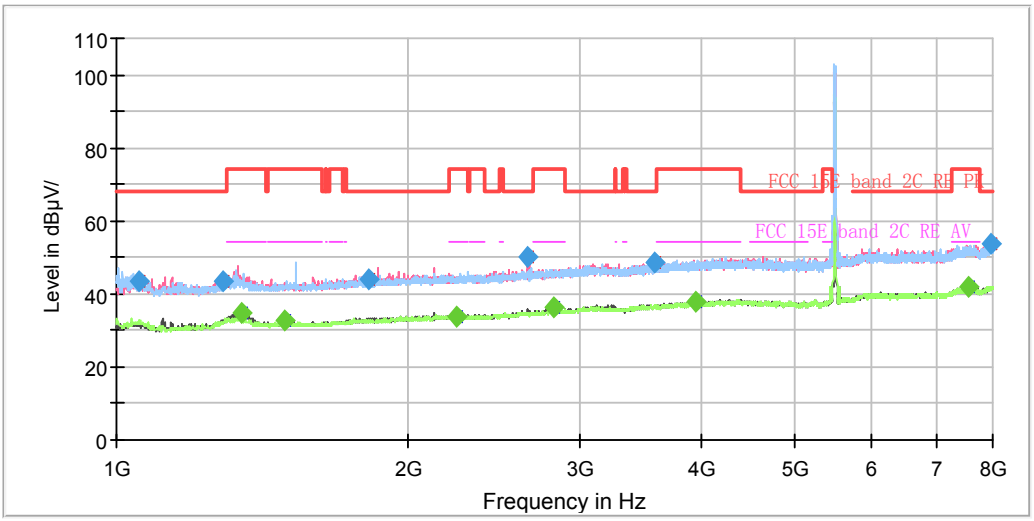

Note: The signal beyond the limit is carrier.
Radiates Emission from 1GHz to 8GHz

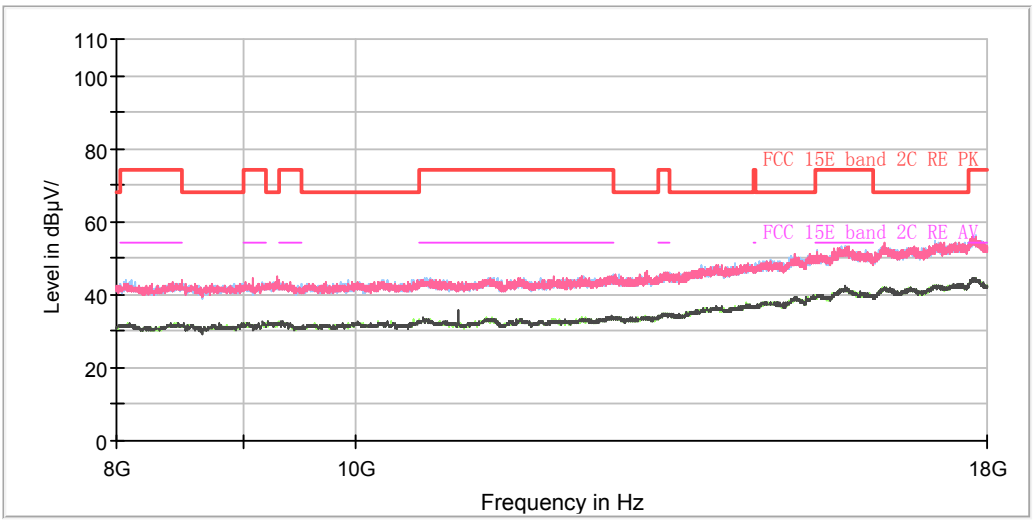

Radiates Emission from 8GHz to 18GHz

This report shall not be reproduced except in full, without the written approval of TA Technology (Shanghai) Co., Ltd.

Frequency (MHz)	Peak (dBuV/m)	Average (dBuV/m)	Limit (dBuV/m)	Margin (dB)	Height (cm)	Polarization	Azimuth (deg)	Correct Factor (dB)
1056.000000	43.58	---	68.20	24.62	200.0	V	11.0	-8.5
1289.625000	43.65	---	68.20	24.55	200.0	H	192.0	-7.3
1343.875000	---	34.87	54.00	19.13	100.0	V	256.0	-7.0
1487.375000	---	32.50	54.00	21.50	200.0	V	281.0	-6.2
1817.250000	43.82	---	68.20	24.38	100.0	V	250.0	-4.3
2239.000000	---	33.73	54.00	20.27	100.0	V	283.0	-2.5
2656.375000	49.99	---	68.20	18.21	100.0	V	202.0	-0.7
2824.375000	---	36.48	54.00	17.52	100.0	V	100.0	0.2
3583.875000	48.47	---	68.20	19.73	200.0	V	307.0	2.9
3946.125000	---	37.84	54.00	16.16	200.0	V	260.0	3.9
7552.875000	---	41.71	54.00	12.29	100.0	H	247.0	10.0
7969.375000	53.56	---	68.20	14.64	100.0	V	21.0	10.4

Remark: 1. Correction Factor = Antenna factor+ Insertion loss (cable loss + amplifier gain)

This report shall not be reproduced except in full, without the written approval of TA Technology (Shanghai) Co., Ltd.

802.11n (HT20) CH116

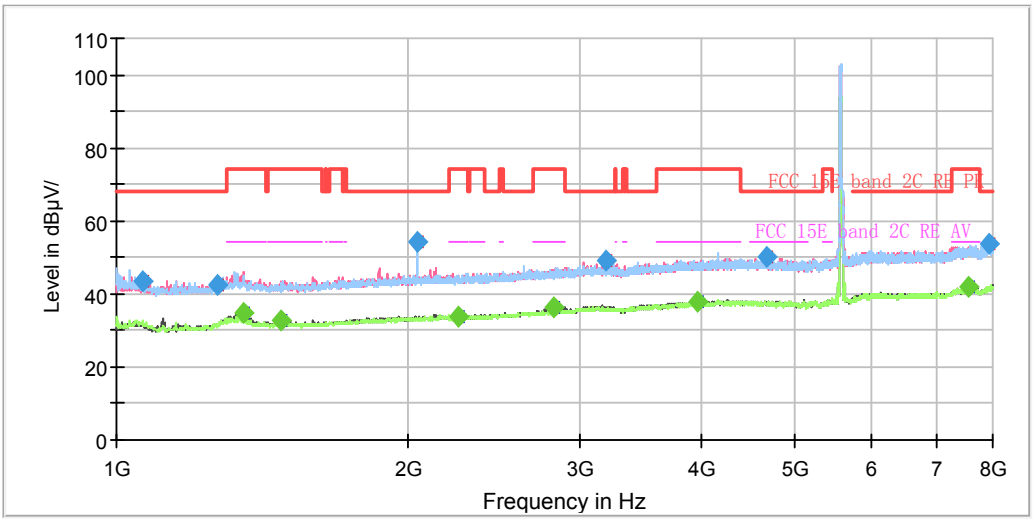

Note: The signal beyond the limit is carrier.

Radiates Emission from 1GHz to 8GHz

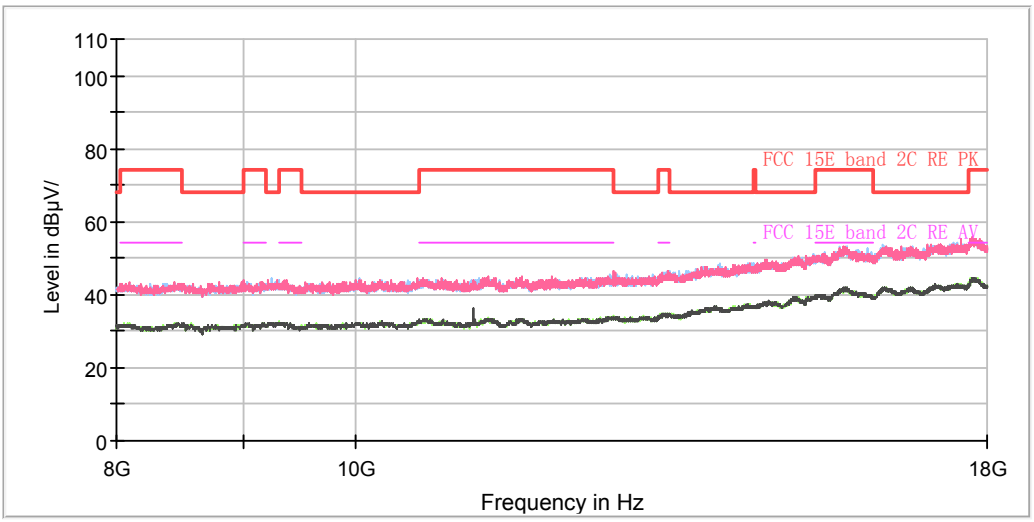

Radiates Emission from 8GHz to 18GHz

This report shall not be reproduced except in full, without the written approval of TA Technology (Shanghai) Co., Ltd.

Frequency (MHz)	Peak (dBuV/m)	Average (dBuV/m)	Limit (dBuV/m)	Margin (dB)	Height (cm)	Polarization	Azimuth (deg)	Correct Factor (dB)
1063.875000	43.32	---	68.20	24.88	100.0	H	320.0	-8.5
1269.500000	42.48	---	68.20	25.72	100.0	V	160.0	-7.4
1350.875000	---	34.93	54.00	19.07	100.0	V	257.0	-7.0
1475.125000	---	32.62	54.00	21.38	200.0	V	181.0	-6.3
2043.875000	54.08	---	68.20	14.12	200.0	H	249.0	-3.2
2246.875000	---	33.55	54.00	20.45	200.0	V	318.0	-2.5
2822.625000	---	36.31	54.00	17.69	200.0	V	297.0	0.2
3193.625000	49.30	---	68.20	18.90	100.0	V	273.0	1.6
3978.500000	---	37.67	54.00	16.33	100.0	H	303.0	4.0
4677.625000	50.39	---	68.20	17.81	200.0	H	13.0	5.5
7556.375000	---	41.73	54.00	12.27	100.0	V	273.0	10.0
7946.625000	53.73	---	68.20	14.47	100.0	V	84.0	10.4

Remark: 1. Correction Factor = Antenna factor+ Insertion loss (cable loss + amplifier gain)

This report shall not be reproduced except in full, without the written approval of TA Technology (Shanghai) Co., Ltd.

802.11n (HT20) CH140

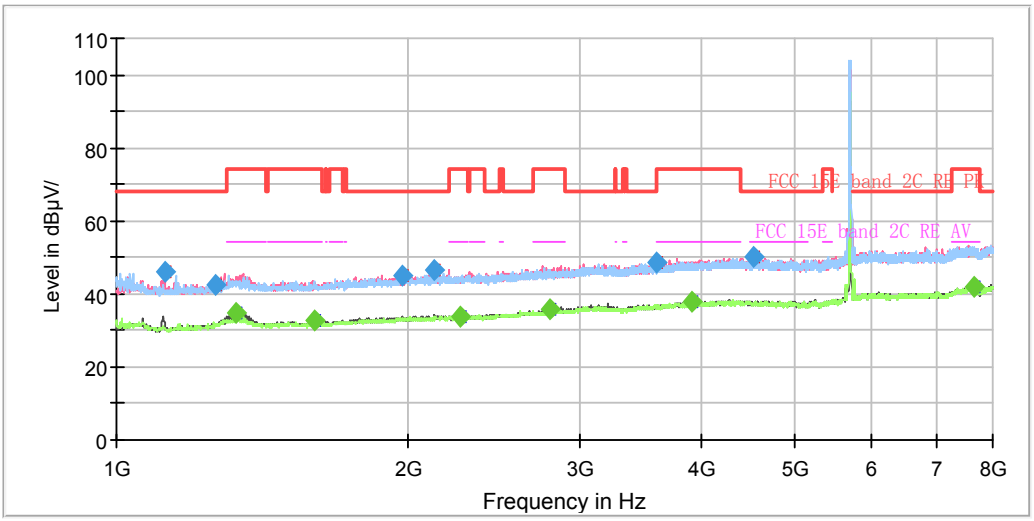

Note: The signal beyond the limit is carrier.

Radiates Emission from 1GHz to 8GHz

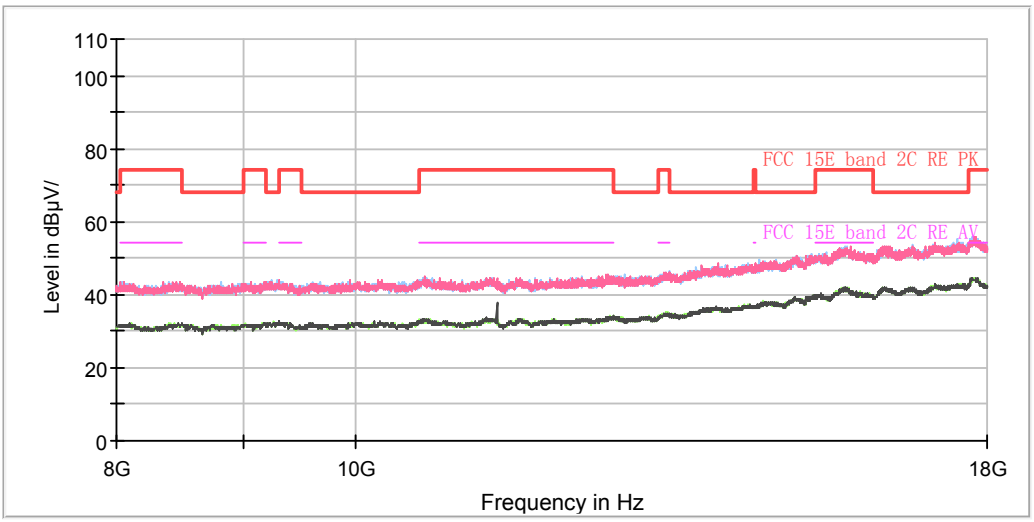

Radiates Emission from 8GHz to 18GHz

This report shall not be reproduced except in full, without the written approval of TA Technology (Shanghai) Co., Ltd.

Frequency (MHz)	Peak (dBuV/m)	Average (dBuV/m)	Limit (dBuV/m)	Margin (dB)	Height (cm)	Polarization	Azimuth (deg)	Correct Factor (dB)
1119.875000	46.28	---	68.20	21.92	100.0	V	246.0	-8.2
1262.500000	42.59	---	68.20	25.61	200.0	V	279.0	-7.5
1329.000000	---	34.54	54.00	19.46	100.0	V	272.0	-7.1
1596.750000	---	32.51	54.00	21.49	200.0	V	268.0	-5.6
1968.625000	45.11	---	68.20	23.09	100.0	H	301.0	-3.5
2125.250000	46.72	---	68.20	21.48	100.0	V	182.0	-2.9
2261.750000	---	33.80	54.00	20.20	200.0	H	174.0	-2.4
2796.375000	---	35.63	54.00	18.37	100.0	V	20.0	0.1
3596.125000	48.38	---	68.20	19.82	100.0	H	226.0	3.0
3925.125000	---	37.76	54.00	16.24	200.0	H	131.0	3.8
4535.875000	49.96	---	68.20	18.24	200.0	V	295.0	5.1
7663.125000	---	41.73	54.00	12.27	100.0	V	25.0	10.2

Remark: 1. Correction Factor = Antenna factor+ Insertion loss (cable loss + amplifier gain)

This report shall not be reproduced except in full, without the written approval of TA Technology (Shanghai) Co., Ltd.

802.11n (HT20) CH149

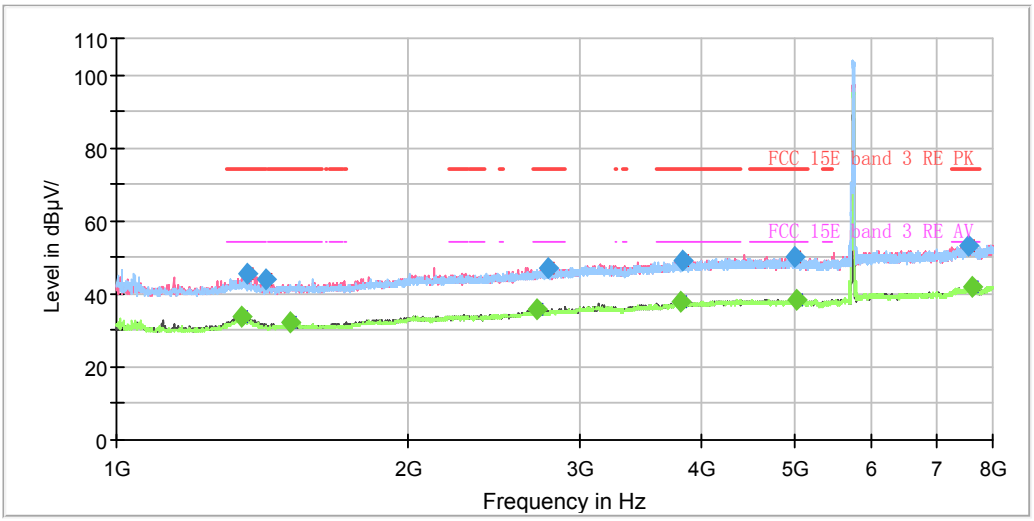

Note: The signal beyond the limit is carrier.
Radiates Emission from 1GHz to 8GHz

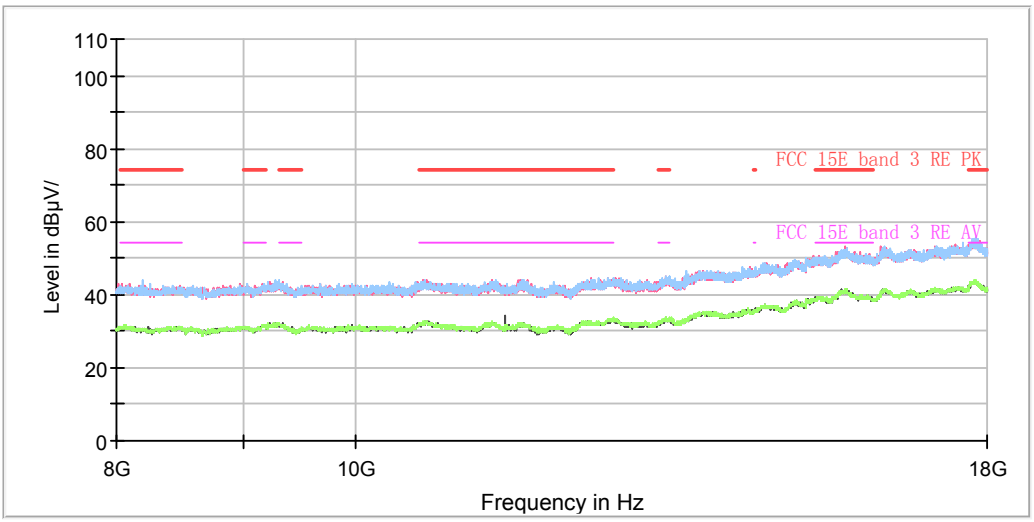

Radiates Emission from 8GHz to 18GHz

This report shall not be reproduced except in full, without the written approval of TA Technology (Shanghai) Co., Ltd.

Frequency (MHz)	Peak (dBuV/m)	Average (dBuV/m)	Limit (dBuV/m)	Margin (dB)	Height (cm)	Polarization	Azimuth (deg)	Correct Factor (dB)
1346.500000	---	33.93	54.00	20.07	100.0	V	3.0	-7.0
1361.375000	45.37	---	74.00	28.63	100.0	V	350.0	-6.9
1426.125000	43.87	---	74.00	30.13	100.0	V	345.0	-6.6
1510.125000	---	32.06	54.00	21.94	100.0	V	29.0	-6.1
2710.625000	---	35.70	54.00	18.30	200.0	V	271.0	-0.4
2785.875000	46.97	---	74.00	27.03	100.0	V	345.0	0.0
3807.875000	---	37.86	54.00	16.14	200.0	V	90.0	3.5
3834.125000	49.24	---	74.00	24.76	200.0	H	268.0	3.6
4990.875000	50.18	---	74.00	23.82	100.0	H	287.0	6.6
5032.875000	---	38.39	54.00	15.61	200.0	H	2.0	6.6
7563.375000	53.44	---	74.00	20.56	100.0	H	324.0	10.0
7626.375000	---	42.00	54.00	12.00	200.0	V	234.0	10.2

Remark: 1. Correction Factor = Antenna factor+ Insertion loss (cable loss + amplifier gain)

This report shall not be reproduced except in full, without the written approval of TA Technology (Shanghai) Co., Ltd.

802.11n (HT20) CH157

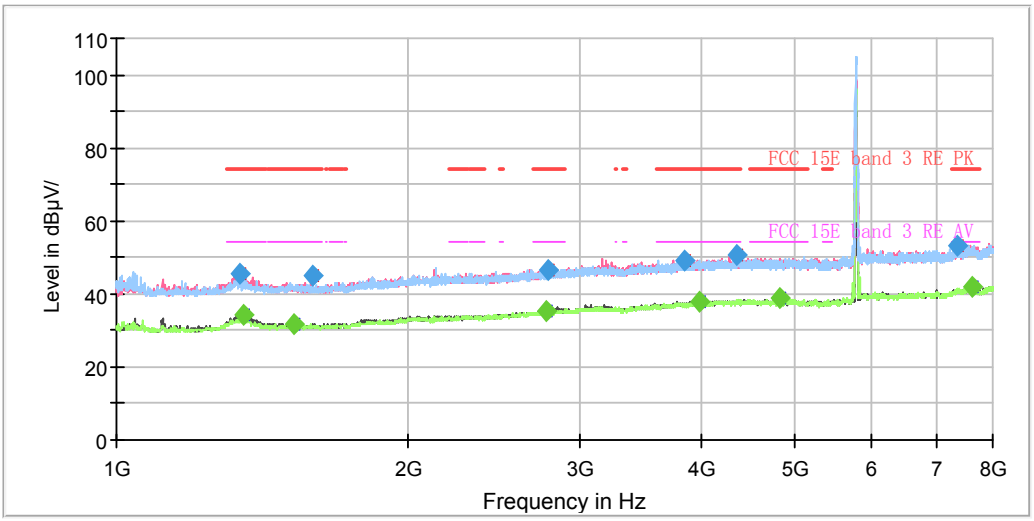

Note: The signal beyond the limit is carrier.
Radiates Emission from 1GHz to 8GHz

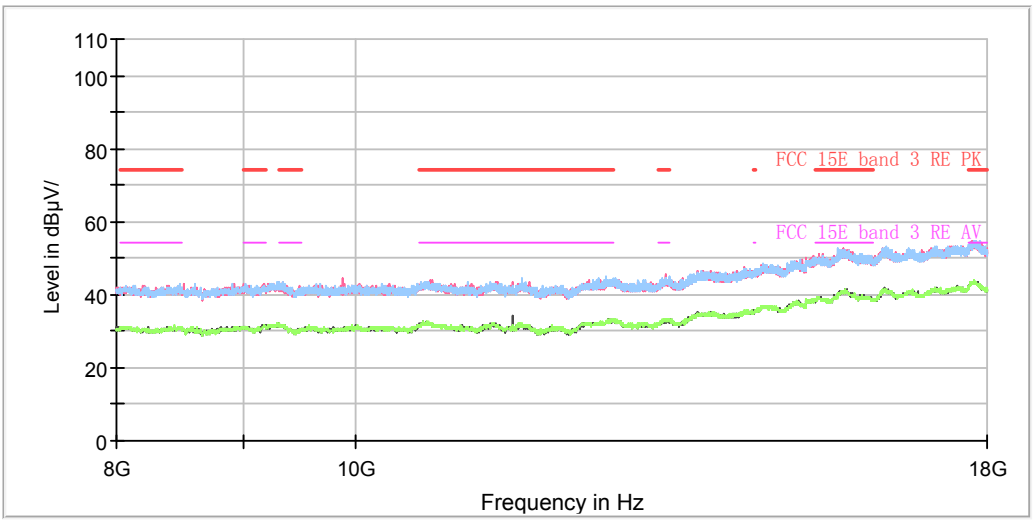

Radiates Emission from 8GHz to 18GHz

This report shall not be reproduced except in full, without the written approval of TA Technology (Shanghai) Co., Ltd.

Frequency (MHz)	Peak (dBuV/m)	Average (dBuV/m)	Limit (dBuV/m)	Margin (dB)	Height (cm)	Polarization	Azimuth (deg)	Correct Factor (dB)
1338.625000	45.53	---	74.00	28.47	100.0	V	337.0	-7.0
1350.000000	---	34.39	54.00	19.61	100.0	V	342.0	-7.0
1521.500000	---	31.91	54.00	22.09	100.0	V	35.0	-6.0
1592.375000	45.12	---	74.00	28.88	100.0	V	88.0	-5.6
2775.375000	---	35.50	54.00	18.50	100.0	V	14.0	-0.1
2787.625000	46.52	---	74.00	27.48	200.0	V	103.0	0.0
3845.500000	49.25	---	74.00	24.75	200.0	V	294.0	3.7
3983.750000	---	37.73	54.00	16.27	100.0	H	147.0	4.0
4362.625000	50.45	---	74.00	23.55	100.0	H	73.0	4.8
4827.250000	---	38.66	54.00	15.34	100.0	V	136.0	6.0
7339.375000	53.16	---	74.00	20.84	100.0	V	261.0	9.8
7611.500000	---	41.71	54.00	12.29	100.0	V	251.0	10.2

Remark: 1. Correction Factor = Antenna factor+ Insertion loss (cable loss + amplifier gain)

This report shall not be reproduced except in full, without the written approval of TA Technology (Shanghai) Co., Ltd.

802.11n (HT20) CH165

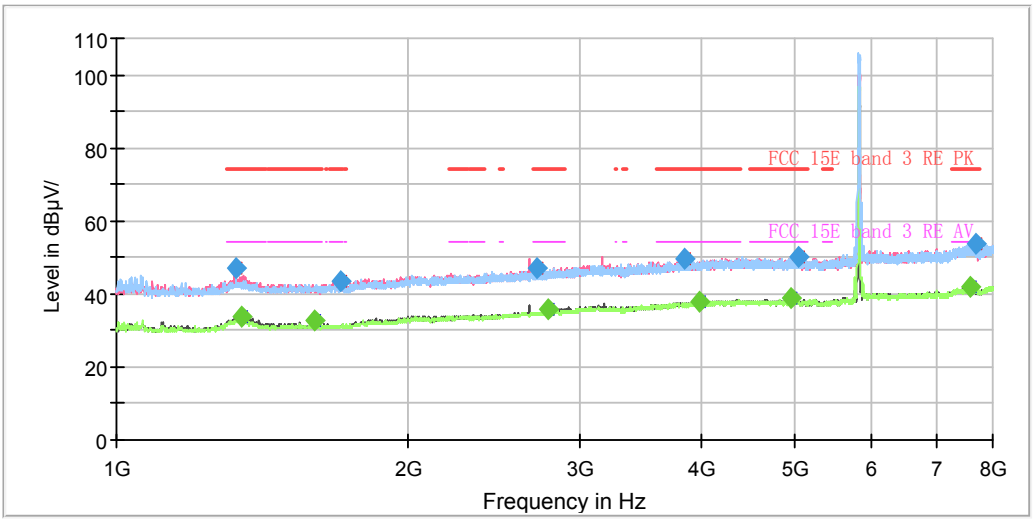

Note: The signal beyond the limit is carrier.
Radiates Emission from 1GHz to 8GHz

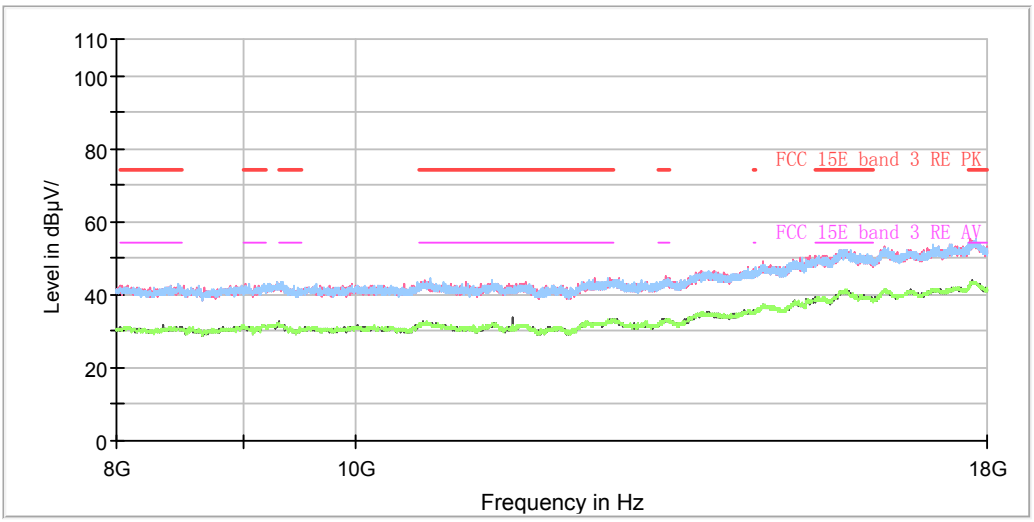

Radiates Emission from 8GHz to 18GHz

This report shall not be reproduced except in full, without the written approval of TA Technology (Shanghai) Co., Ltd.

Frequency (MHz)	Peak (dBuV/m)	Average (dBuV/m)	Limit (dBuV/m)	Margin (dB)	Height (cm)	Polarization	Azimuth (deg)	Correct Factor (dB)
1329.875000	47.20	---	74.00	26.80	100.0	V	0.0	-7.1
1345.625000	---	33.97	54.00	20.03	100.0	V	2.0	-7.0
1596.750000	---	32.71	54.00	21.29	100.0	V	88.0	-5.6
1699.125000	43.49	---	74.00	30.51	100.0	V	50.0	-5.0
2715.000000	46.99	---	74.00	27.01	100.0	H	52.0	-0.4
2784.125000	---	35.58	54.00	18.42	100.0	V	263.0	0.0
3854.250000	49.66	---	74.00	24.34	100.0	H	207.0	3.7
3981.125000	---	37.75	54.00	16.25	200.0	H	330.0	4.0
4947.125000	---	38.67	54.00	15.33	100.0	V	339.0	6.5
5039.000000	50.00	---	74.00	24.00	100.0	V	334.0	6.6
7588.750000	---	41.96	54.00	12.04	100.0	V	227.0	10.1
7689.375000	53.67	---	74.00	20.33	100.0	V	318.0	10.2

Remark: 1. Correction Factor = Antenna factor+ Insertion loss (cable loss + amplifier gain)

This report shall not be reproduced except in full, without the written approval of TA Technology (Shanghai) Co., Ltd.

802.11n (HT40) CH38

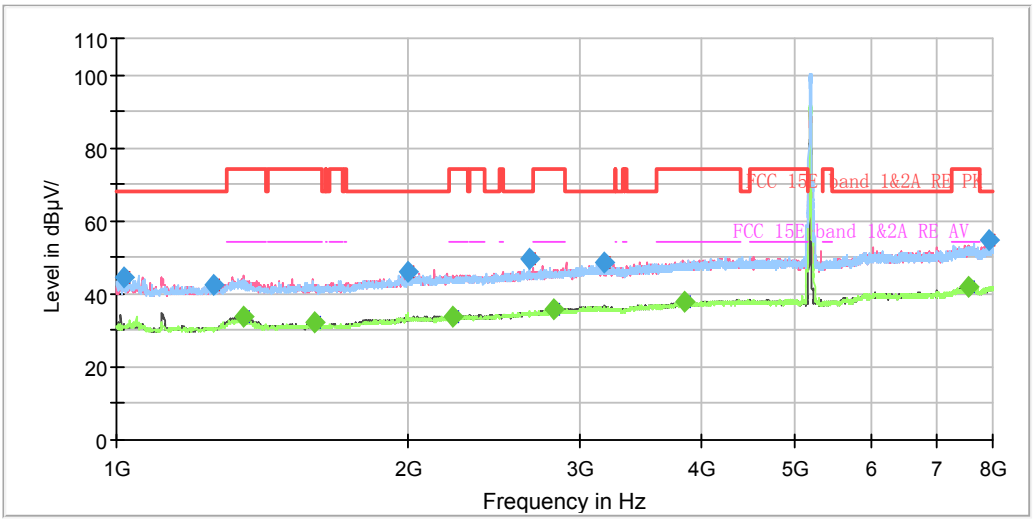

Note: The signal beyond the limit is carrier.
Radiates Emission from 1GHz to 8GHz

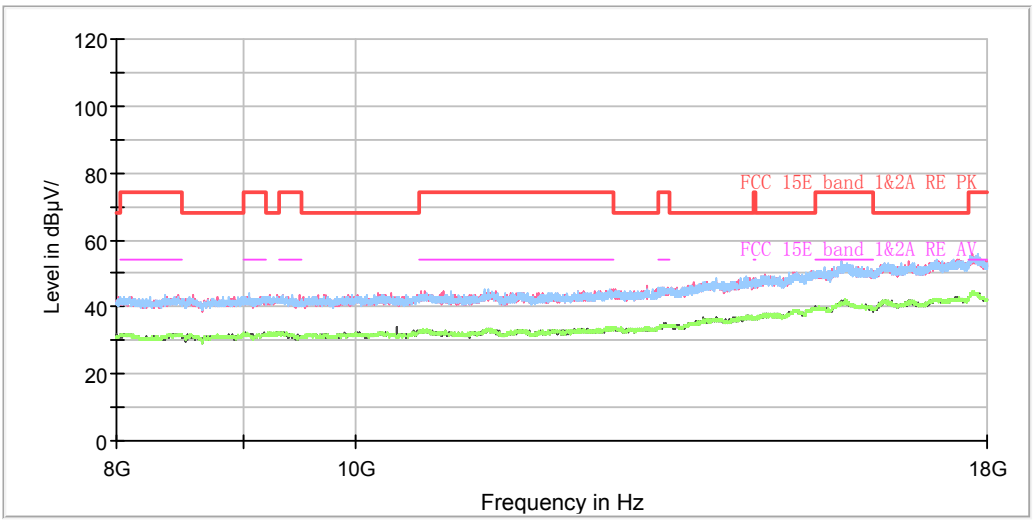

Radiates Emission from 8GHz to 18GHz

This report shall not be reproduced except in full, without the written approval of TA Technology (Shanghai) Co., Ltd.

Frequency (MHz)	Peak (dBuV/m)	Average (dBuV/m)	Limit (dBuV/m)	Margin (dB)	Height (cm)	Polarization	Azimuth (deg)	Correct Factor (dB)
1017.500000	44.29	---	68.20	23.91	200.0	H	309.0	-8.8
1260.750000	42.48	---	68.20	25.72	100.0	V	140.0	-7.5
1350.875000	---	34.01	54.00	19.99	100.0	V	346.0	-7.0
1598.500000	---	32.15	54.00	21.85	100.0	V	306.0	-5.6
1994.875000	45.95	---	68.20	22.25	200.0	H	52.0	-3.4
2222.375000	---	33.56	54.00	20.44	100.0	V	114.0	-2.6
2663.375000	49.58	---	68.20	18.62	100.0	H	218.0	-0.7
2825.250000	---	36.06	54.00	17.94	200.0	V	96.0	0.2
3186.625000	48.45	---	68.20	19.75	200.0	V	286.0	1.6
3841.125000	---	37.70	54.00	16.30	100.0	V	284.0	3.7
7545.875000	---	41.81	54.00	12.19	200.0	H	18.0	10.0
7946.625000	54.75	---	68.20	13.45	100.0	V	306.0	10.4

Remark: 1. Correction Factor = Antenna factor+ Insertion loss (cable loss + amplifier gain)

This report shall not be reproduced except in full, without the written approval of TA Technology (Shanghai) Co., Ltd.

802.11n (HT40) CH46

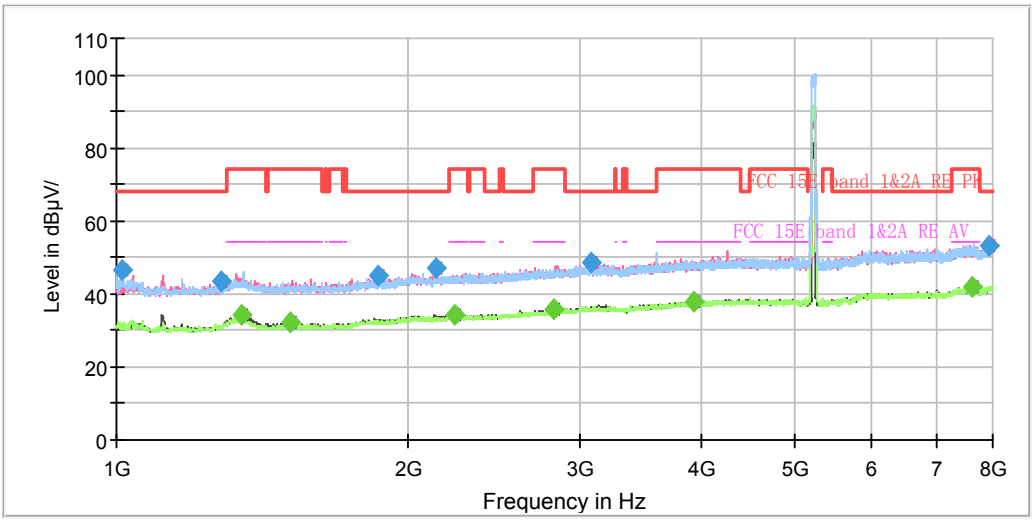

Note: The signal beyond the limit is carrier.

Radiates Emission from 1GHz to 8GHz

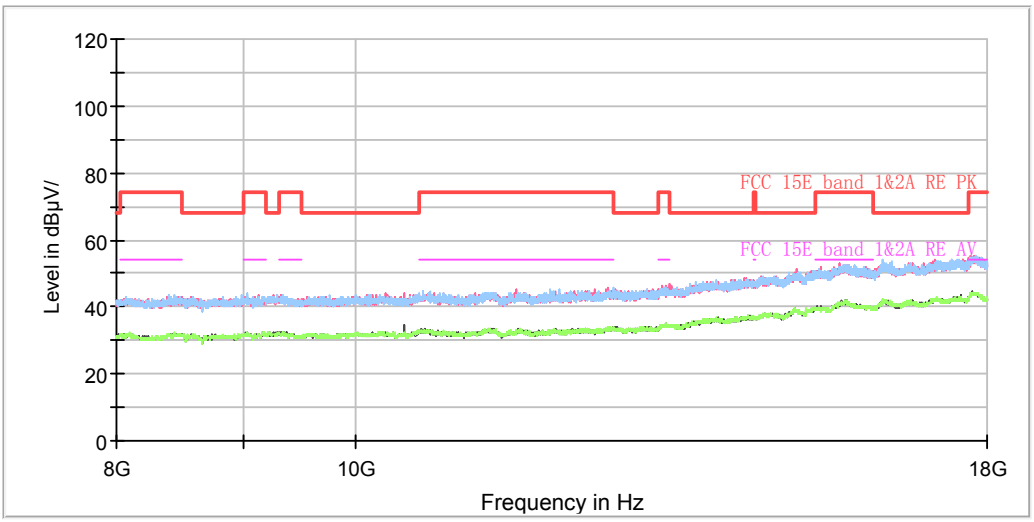

Radiates Emission from 8GHz to 18GHz

This report shall not be reproduced except in full, without the written approval of TA Technology (Shanghai) Co., Ltd.

Frequency (MHz)	Peak (dBuV/m)	Average (dBuV/m)	Limit (dBuV/m)	Margin (dB)	Height (cm)	Polarization	Azimuth (deg)	Correct Factor (dB)
1013.125000	46.38	---	68.20	21.82	100.0	H	328.0	-8.8
1281.750000	43.44	---	68.20	24.76	100.0	V	230.0	-7.3
1346.500000	---	34.17	54.00	19.83	100.0	V	16.0	-7.0
1511.000000	---	32.04	54.00	21.96	100.0	V	16.0	-6.1
1861.000000	45.12	---	68.20	23.08	100.0	V	38.0	-4.2
2131.375000	47.17	---	68.20	21.03	200.0	V	293.0	-2.8
2234.625000	---	34.03	54.00	19.97	200.0	V	315.0	-2.6
2821.750000	---	36.06	54.00	17.94	200.0	V	288.0	0.2
3080.750000	48.55	---	68.20	19.65	200.0	V	352.0	1.5
3926.875000	---	37.80	54.00	16.20	200.0	H	35.0	3.8
7613.250000	---	41.81	54.00	12.20	200.0	H	57.0	10.2
7943.125000	53.17	---	68.20	15.03	100.0	V	70.0	10.4

Remark: 1. Correction Factor = Antenna factor+ Insertion loss (cable loss + amplifier gain)

This report shall not be reproduced except in full, without the written approval of TA Technology (Shanghai) Co., Ltd.

802.11n (HT40) CH54

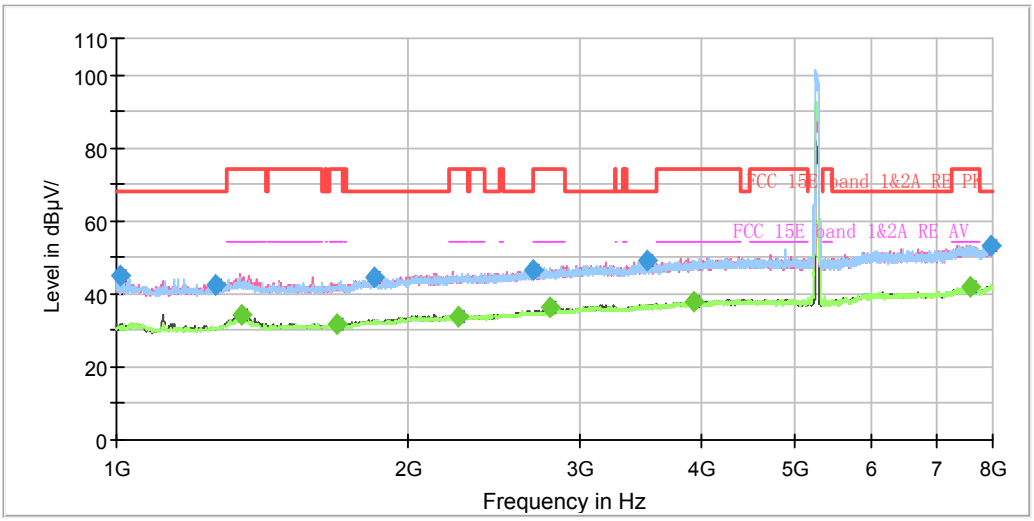

Note: The signal beyond the limit is carrier.

Radiates Emission from 1GHz to 8GHz

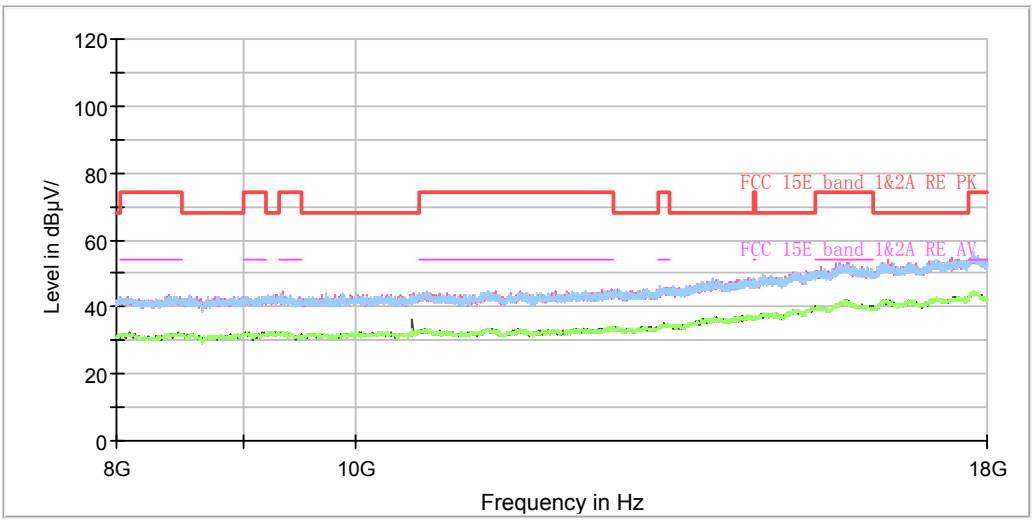

Radiates Emission from 8GHz to 18GHz

This report shall not be reproduced except in full, without the written approval of TA Technology (Shanghai) Co., Ltd.

Frequency (MHz)	Peak (dBuV/m)	Average (dBuV/m)	Limit (dBuV/m)	Margin (dB)	Height (cm)	Polarization	Azimuth (deg)	Correct Factor (dB)
1007.875000	45.00	---	68.20	23.20	100.0	H	331.0	-8.8
1266.875000	42.56	---	68.20	25.64	100.0	V	257.0	-7.4
1345.625000	---	34.11	54.00	19.89	100.0	V	358.0	-7.0
1689.500000	---	31.88	54.00	22.12	100.0	V	268.0	-5.1
1840.875000	44.60	---	68.20	23.60	100.0	V	168.0	-4.3
2248.625000	---	33.52	54.00	20.48	200.0	V	290.0	-2.4
2685.250000	46.68	---	68.20	21.52	100.0	H	195.0	-0.6
2799.875000	---	36.11	54.00	17.89	200.0	V	83.0	0.1
3520.875000	48.92	---	68.20	19.28	200.0	H	149.0	2.4
3937.375000	---	37.74	54.00	16.26	100.0	H	310.0	3.9
7592.250000	---	42.01	54.00	11.99	100.0	V	222.0	10.1
7972.000000	53.35	---	68.20	14.85	200.0	H	240.0	10.4

Remark: 1. Correction Factor = Antenna factor+ Insertion loss (cable loss + amplifier gain)

This report shall not be reproduced except in full, without the written approval of TA Technology (Shanghai) Co., Ltd.

802.11n (HT40) CH62

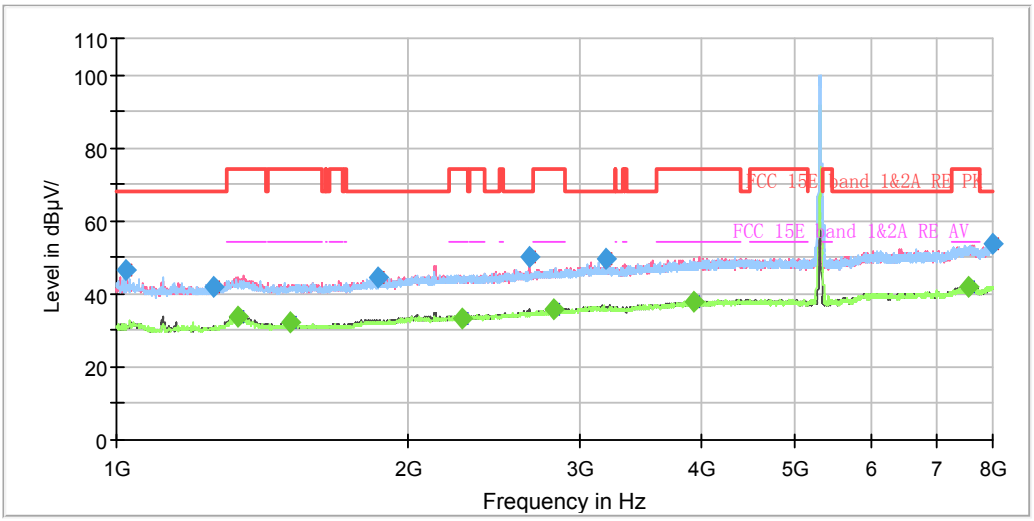

Note: The signal beyond the limit is carrier.

Radiates Emission from 1GHz to 8GHz

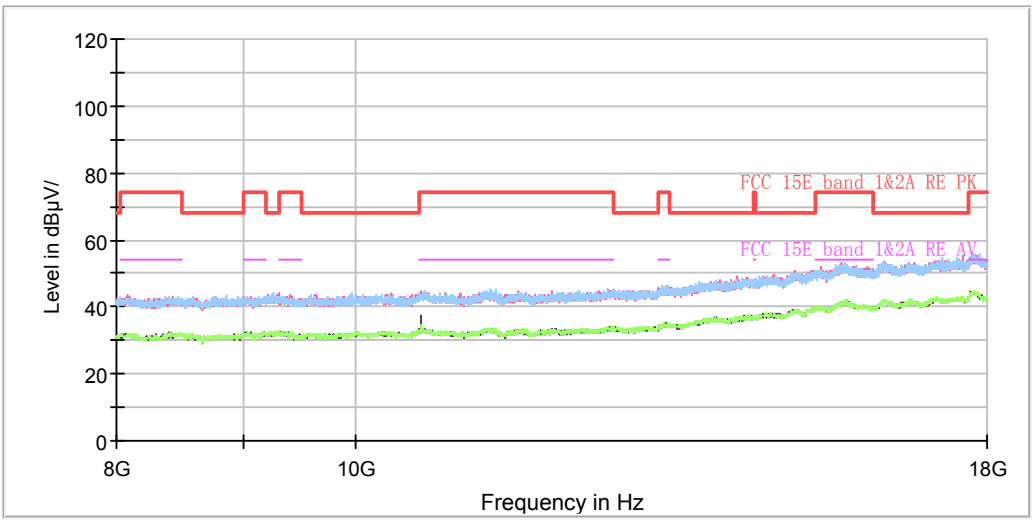

Radiates Emission from 8GHz to 18GHz

This report shall not be reproduced except in full, without the written approval of TA Technology (Shanghai) Co., Ltd.

Frequency (MHz)	Peak (dBuV/m)	Average (dBuV/m)	Limit (dBuV/m)	Margin (dB)	Height (cm)	Polarization	Azimuth (deg)	Correct Factor (dB)
1024.500000	46.67	---	68.20	21.53	200.0	V	296.0	-8.8
1257.250000	42.20	---	68.20	26.00	100.0	H	0.0	-7.5
1335.125000	---	34.01	54.00	19.99	100.0	V	148.0	-7.1
1512.750000	---	32.11	54.00	21.89	200.0	V	269.0	-6.1
1860.125000	44.76	---	68.20	23.44	100.0	V	76.0	-4.2
2274.000000	---	33.50	54.00	20.50	100.0	V	143.0	-2.3
2665.125000	50.28	---	68.20	17.92	200.0	V	169.0	-0.7
2827.000000	---	35.68	54.00	18.32	200.0	V	264.0	0.2
3191.000000	49.43	---	68.20	18.77	200.0	V	311.0	1.6
3941.750000	---	37.94	54.00	16.06	100.0	V	6.0	3.9
7566.000000	---	41.98	54.00	12.02	200.0	H	195.0	10.0
7992.125000	53.89	---	68.20	14.31	100.0	H	114.0	10.5

Remark: 1. Correction Factor = Antenna factor+ Insertion loss (cable loss + amplifier gain)

This report shall not be reproduced except in full, without the written approval of TA Technology (Shanghai) Co., Ltd.

802.11n (HT40) CH102

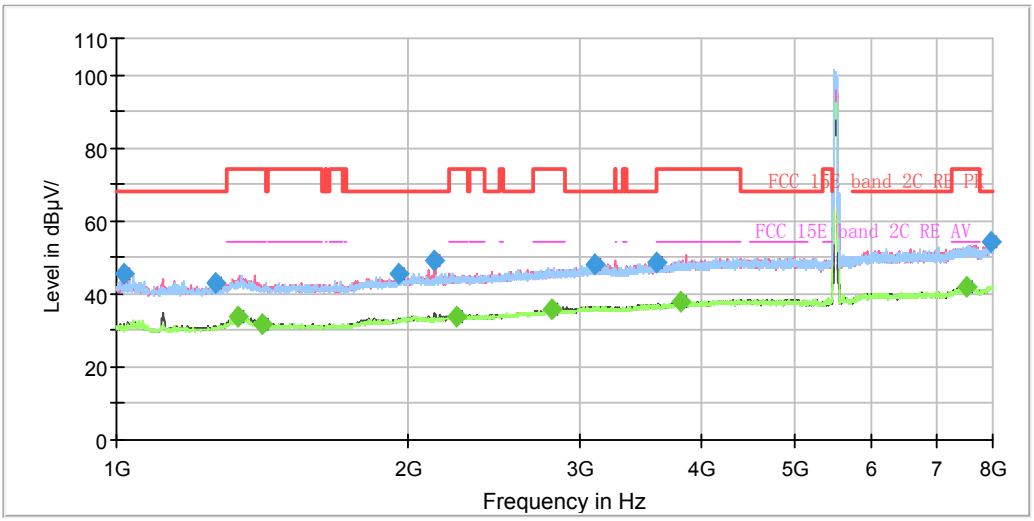

Note: The signal beyond the limit is carrier.

Radiates Emission from 1GHz to 8GHz

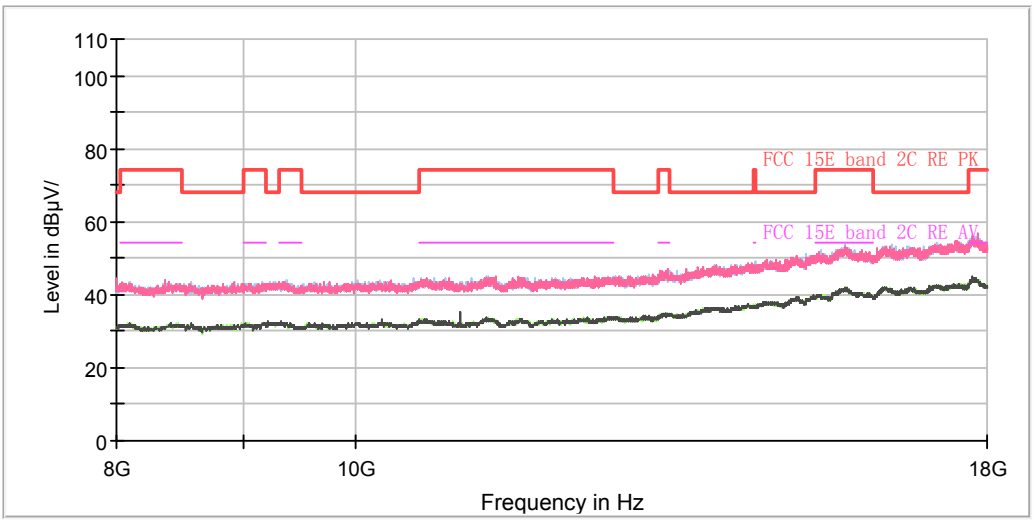

Radiates Emission from 8GHz to 18GHz

This report shall not be reproduced except in full, without the written approval of TA Technology (Shanghai) Co., Ltd.

Frequency (MHz)	Peak (dBuV/m)	Average (dBuV/m)	Limit (dBuV/m)	Margin (dB)	Height (cm)	Polarization	Azimuth (deg)	Correct Factor (dB)
1018.375000	45.62	---	68.20	22.58	200.0	H	315.0	-8.8
1265.125000	42.89	---	68.20	25.31	100.0	H	192.0	-7.4
1336.875000	---	33.73	54.00	20.27	100.0	V	15.0	-7.0
1414.750000	---	31.86	54.00	22.14	100.0	V	41.0	-6.6
1952.000000	45.43	---	68.20	22.77	100.0	V	160.0	-3.6
2129.625000	48.87	---	68.20	19.33	200.0	V	330.0	-2.8
2242.500000	---	33.65	54.00	20.35	100.0	H	281.0	-2.5
2806.000000	---	35.61	54.00	18.39	200.0	V	0.0	0.1
3116.625000	47.99	---	68.20	20.21	100.0	V	89.0	1.6
3596.125000	48.82	---	68.20	19.38	200.0	V	86.0	3.0
3820.125000	---	37.71	54.00	16.29	100.0	H	171.0	3.6
7524.875000	---	42.00	54.00	12.00	200.0	V	0.0	9.9
7973.750000	54.01	---	68.20	14.19	100.0	V	100.0	10.4

Remark: 1. Correction Factor = Antenna factor+ Insertion loss (cable loss + amplifier gain)

This report shall not be reproduced except in full, without the written approval of TA Technology (Shanghai) Co., Ltd.

802.11n (HT40) CH118

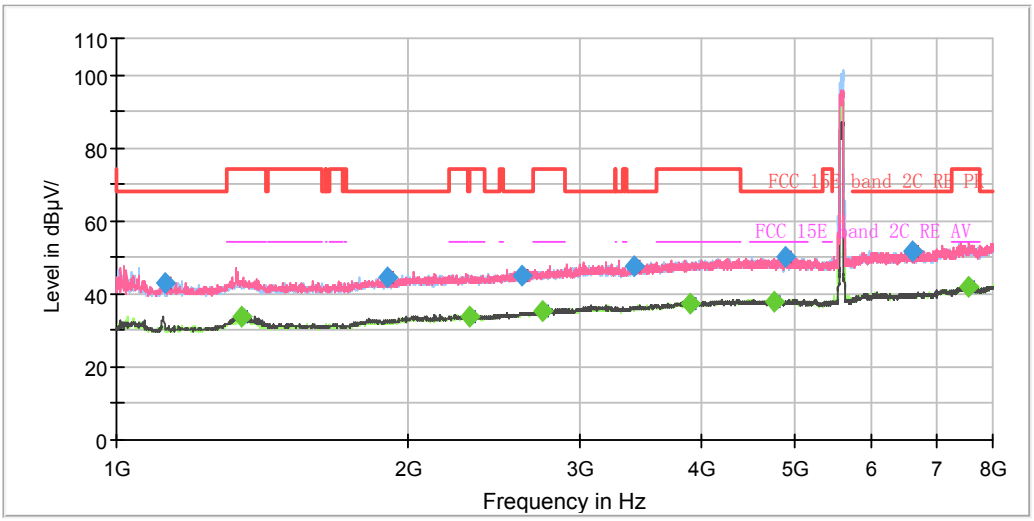

Note: The signal beyond the limit is carrier.

Radiates Emission from 1GHz to 8GHz

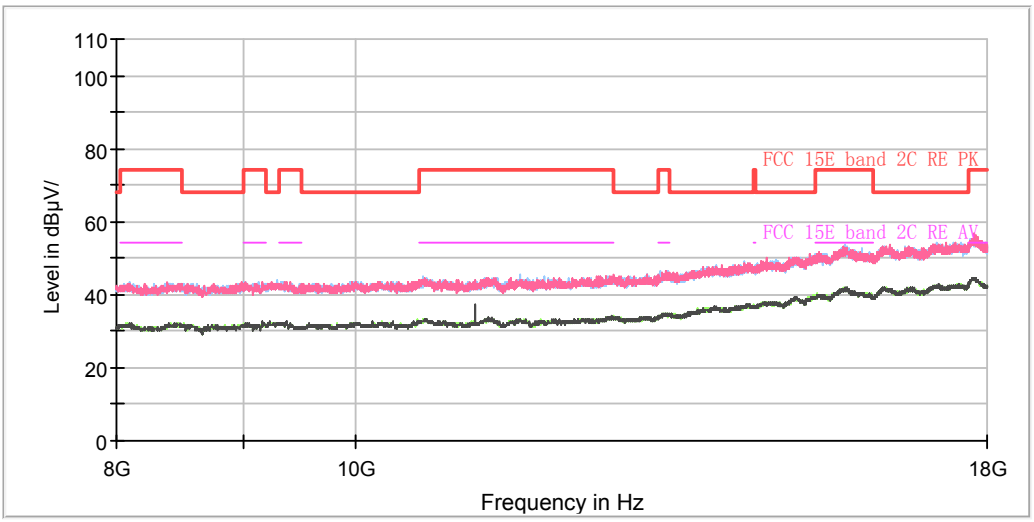

Radiates Emission from 8GHz to 18GHz

This report shall not be reproduced except in full, without the written approval of TA Technology (Shanghai) Co., Ltd.

Frequency (MHz)	Peak (dBuV/m)	Average (dBuV/m)	Limit (dBuV/m)	Margin (dB)	Height (cm)	Polarization	Azimuth (deg)	Correct Factor (dB)
1124.250000	43.13	---	68.20	25.07	100.0	V	305.0	-8.2
1347.375000	---	33.59	54.00	20.41	100.0	V	6.0	-7.0
1902.125000	44.28	---	68.20	23.92	100.0	V	167.0	-3.9
2316.000000	---	33.74	54.00	20.26	200.0	H	197.0	-2.2
2615.250000	45.20	---	68.20	23.00	100.0	V	67.0	-0.9
2750.875000	---	35.17	54.00	18.83	200.0	V	0.0	-0.2
3410.625000	47.78	---	68.20	20.42	200.0	V	49.0	2.0
3899.750000	---	37.54	54.00	16.46	100.0	H	354.0	3.8
4752.875000	---	37.91	54.00	16.09	200.0	V	247.0	5.8
4889.375000	49.96	---	68.20	18.24	100.0	H	220.0	6.3
6601.750000	51.46	---	68.20	16.74	200.0	V	49.0	8.7
7566.000000	---	41.89	54.00	12.11	100.0	V	297.0	10.0

Remark: 1. Correction Factor = Antenna factor+ Insertion loss (cable loss + amplifier gain)

This report shall not be reproduced except in full, without the written approval of TA Technology (Shanghai) Co., Ltd.

802.11n (HT40) CH134

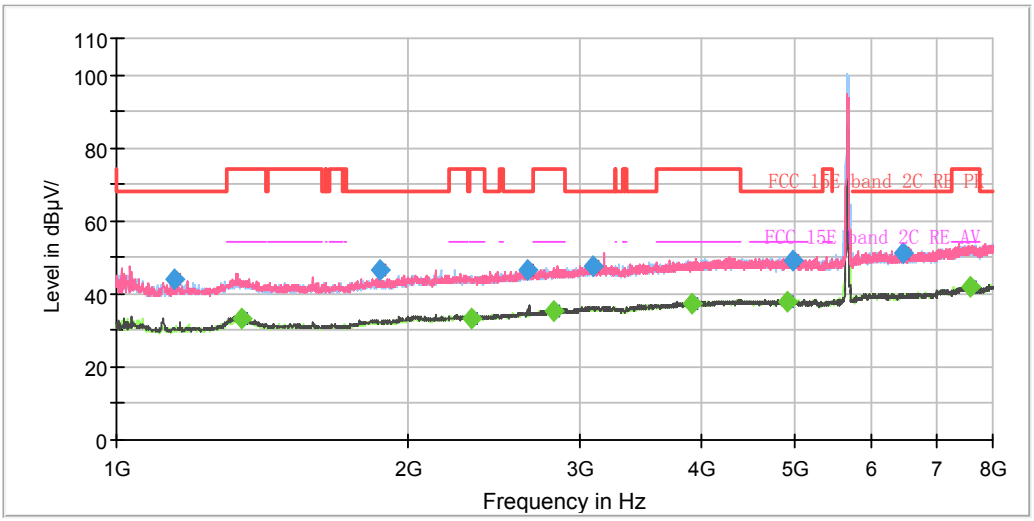

Note: The signal beyond the limit is carrier.
Radiates Emission from 1GHz to 8GHz

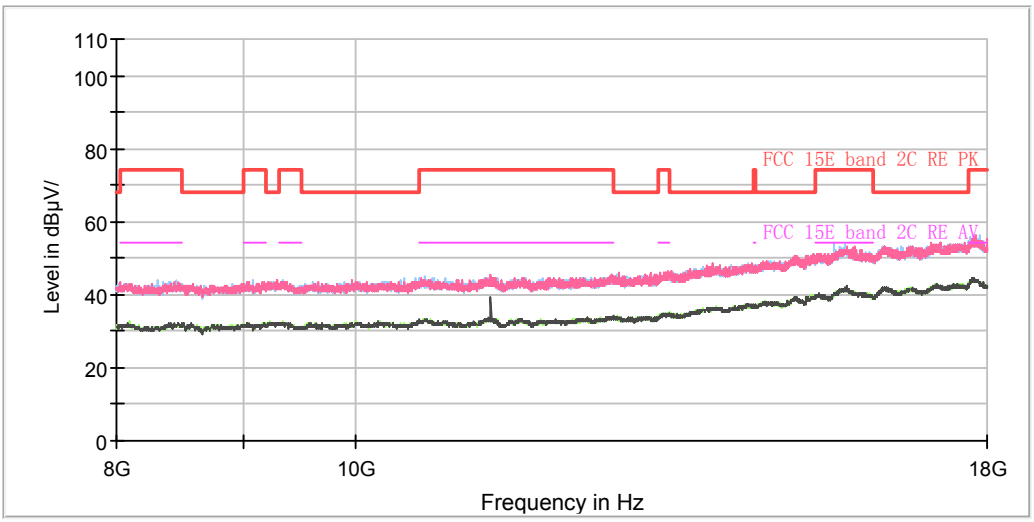

Radiates Emission from 8GHz to 18GHz

This report shall not be reproduced except in full, without the written approval of TA Technology (Shanghai) Co., Ltd.

Frequency (MHz)	Peak (dBuV/m)	Average (dBuV/m)	Limit (dBuV/m)	Margin (dB)	Height (cm)	Polarization	Azimuth (deg)	Correct Factor (dB)
1148.750000	43.76	---	68.20	24.44	100.0	V	314.0	-8.1
1346.500000	---	33.40	54.00	20.60	100.0	H	189.0	-7.0
1864.500000	46.37	---	68.20	21.83	100.0	V	34.0	-4.1
2320.375000	---	33.42	54.00	20.58	200.0	H	255.0	-2.2
2656.375000	46.80	---	68.20	21.40	100.0	V	2.0	-0.7
2816.500000	---	35.24	54.00	18.76	200.0	H	328.0	0.2
3104.375000	47.69	---	68.20	20.51	200.0	V	164.0	1.5
3920.750000	---	37.34	54.00	16.66	100.0	V	55.0	3.8
4917.375000	---	37.89	54.00	16.11	100.0	V	25.0	6.4
4976.875000	49.33	---	68.20	18.87	200.0	V	120.0	6.6
6456.500000	51.07	---	68.20	17.13	100.0	H	44.0	8.5
7580.875000	---	41.99	54.00	12.01	100.0	H	220.0	10.1

Remark: 1. Correction Factor = Antenna factor+ Insertion loss (cable loss + amplifier gain)

This report shall not be reproduced except in full, without the written approval of TA Technology (Shanghai) Co., Ltd.

802.11n (HT40) CH151

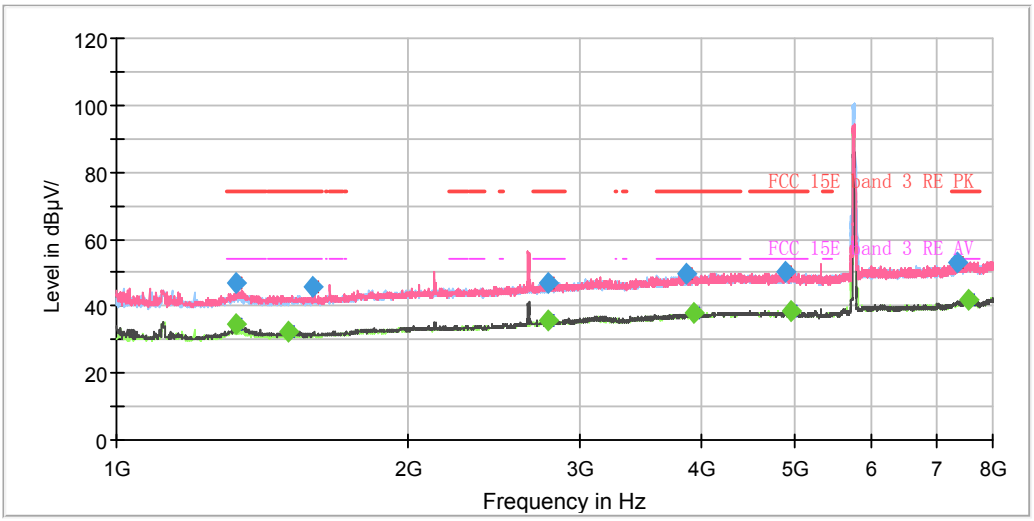

Note: The signal beyond the limit is carrier.
Radiates Emission from 1GHz to 8GHz

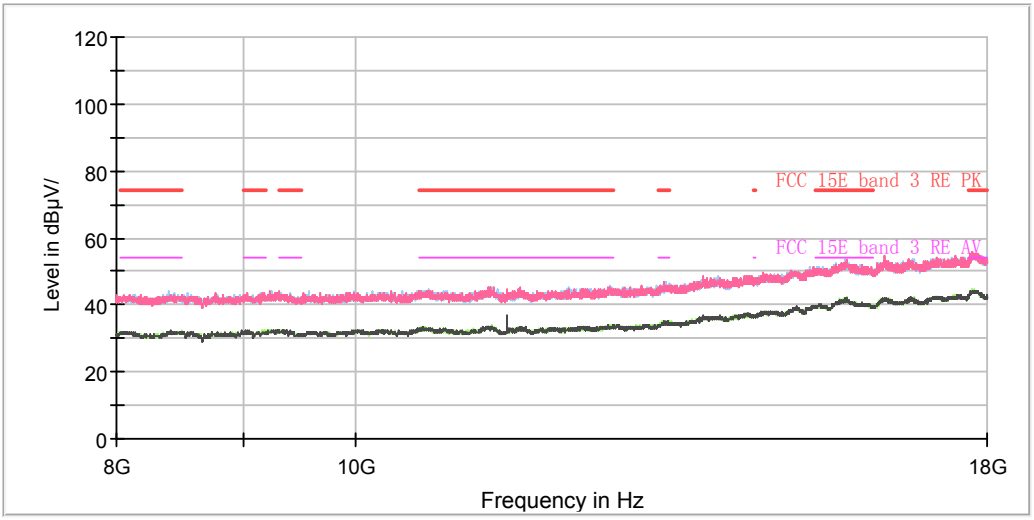

Radiates Emission from 8GHz to 18GHz

This report shall not be reproduced except in full, without the written approval of TA Technology (Shanghai) Co., Ltd.

Frequency (MHz)	Peak (dBuV/m)	Average (dBuV/m)	Limit (dBuV/m)	Margin (dB)	Height (cm)	Polarization	Azimuth (deg)	Correct Factor (dB)
1329.875000	46.91	---	74.00	27.09	200.0	V	246.0	-7.1
1330.750000	---	34.70	54.00	19.30	100.0	V	285.0	-7.1
1506.625000	---	32.59	54.00	21.41	100.0	V	359.0	-6.1
1594.125000	45.95	---	74.00	28.05	100.0	V	94.0	-5.6
2778.875000	46.79	---	74.00	27.21	200.0	H	90.0	-0.1
2785.000000	---	35.96	54.00	18.04	200.0	V	325.0	0.0
3863.000000	49.50	---	74.00	24.50	200.0	H	339.0	3.7
3943.500000	---	37.72	54.00	16.28	100.0	V	58.0	3.9
4896.375000	50.26	---	74.00	23.74	200.0	V	217.0	6.4
4946.250000	---	38.51	54.00	15.49	100.0	H	208.0	6.5
7363.000000	53.25	---	74.00	20.75	100.0	H	237.0	9.8
7535.375000	---	41.74	54.00	12.26	100.0	V	72.0	10.0

Remark: 1. Correction Factor = Antenna factor+ Insertion loss (cable loss + amplifier gain)

This report shall not be reproduced except in full, without the written approval of TA Technology (Shanghai) Co., Ltd.

802.11n (HT40) CH159

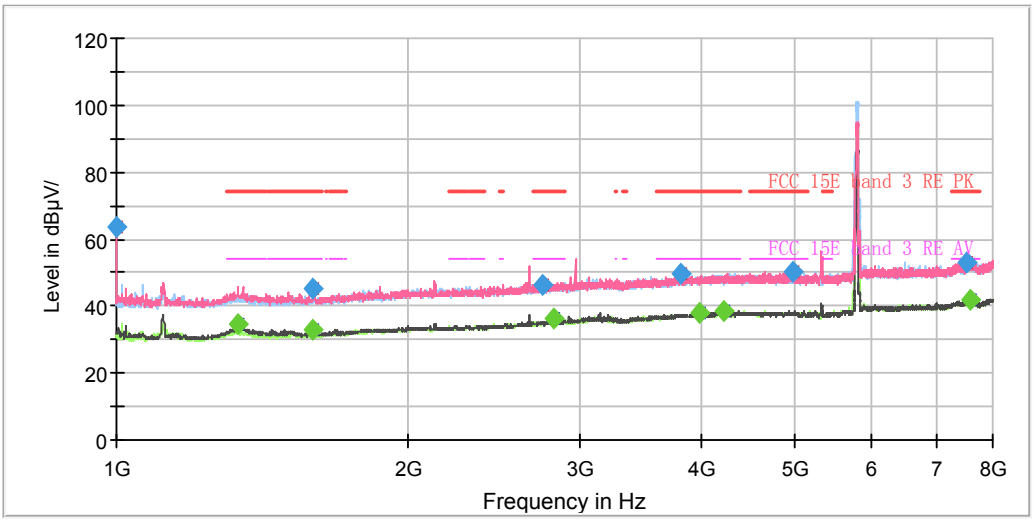

Note: The signal beyond the limit is carrier.
Radiates Emission from 1GHz to 8GHz

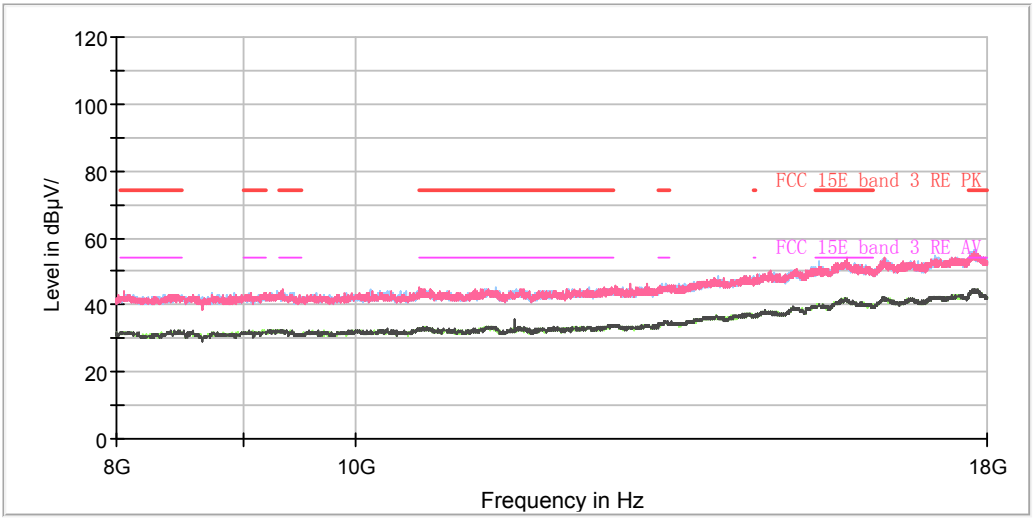

Radiates Emission from 8GHz to 18GHz

This report shall not be reproduced except in full, without the written approval of TA Technology (Shanghai) Co., Ltd.

Frequency (MHz)	Peak (dBuV/m)	Average (dBuV/m)	Limit (dBuV/m)	Margin (dB)	Height (cm)	Polarization	Azimuth (deg)	Correct Factor (dB)
1000.000000	63.55	---	74.00	10.45	200.0	V	59.0	-8.9
1335.125000	---	34.35	54.00	19.65	200.0	V	242.0	-7.1
1595.000000	45.06	---	74.00	28.94	100.0	V	112.0	-5.6
1595.000000	---	33.05	54.00	20.95	100.0	V	112.0	-5.6
2753.500000	46.43	---	74.00	27.57	200.0	V	71.0	-0.2
2820.875000	---	36.08	54.00	17.92	200.0	V	285.0	0.2
3810.500000	49.85	---	74.00	24.15	200.0	V	285.0	3.5
3982.875000	---	37.70	54.00	16.30	100.0	V	83.0	4.0
4217.375000	---	38.46	54.00	15.54	100.0	H	168.0	4.4
4977.750000	50.05	---	74.00	23.95	200.0	H	218.0	6.6
7506.500000	53.03	---	74.00	20.97	100.0	V	105.0	9.9
7573.875000	---	41.79	54.00	12.21	100.0	V	207.0	10.1

Remark: 1. Correction Factor = Antenna factor+ Insertion loss (cable loss + amplifier gain)

This report shall not be reproduced except in full, without the written approval of TA Technology (Shanghai) Co., Ltd.

5.6. Conducted Emission

Ambient condition

Temperature	Relative humidity	Pressure
23°C ~25°C	45%~50%	101.5kPa

Methods of Measurement

The EUT IS placed on a non-metallic table of 80cm height above the horizontal metal reference ground plane. During the test, the EUT was operating in its typical mode. The test method is according to ANSI C63.10-2013.Connect the AC power line of the EUT to the LISN Use EMI receiver to detect the average and Quasi-peak value. RBW is set to 9kHz, VBW is set to 30kHz The measurement result should include both L line and N line.
The test is in transmitting mode.

Test Setup

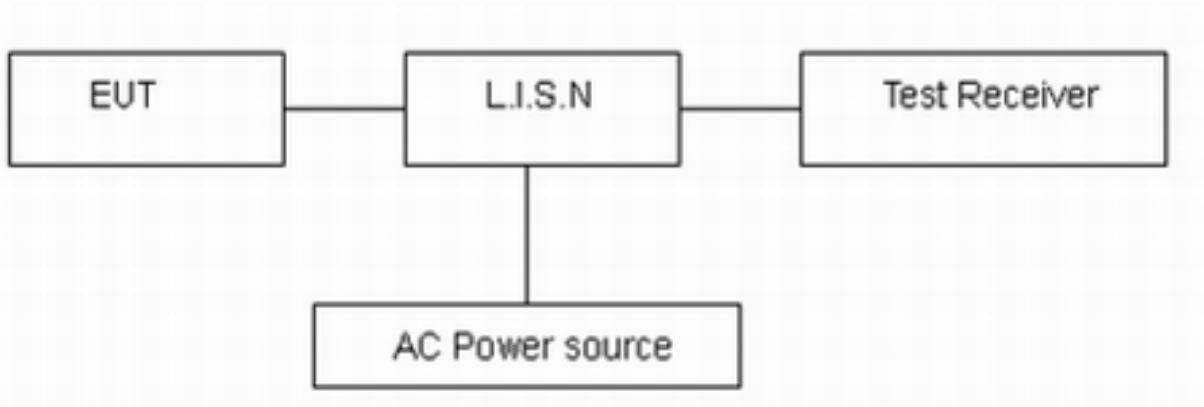

Note: AC Power source is used to change the voltage 110V/60Hz.

Limits

Frequency (MHz)	Conducted Limits(dBμV)	
	Quasi-peak	Average
0.15 - 0.5	66 to 56 *	56 to 46*
0.5 - 5	56	46
5 - 30	60	50
*: Decreases with the logarithm of the frequency.		

Measurement Uncertainty

The assessed measurement uncertainty to ensure 95% confidence level for the normal distribution is with the coverage factor k = 1.96, U= 2.69 dB.

This report shall not be reproduced except in full, without the written approval of TA Technology (Shanghai) Co., Ltd.

Test Results:

Following plots, Blue trace uses the peak detection and Green trace uses the average detection. During the test, the Conducted Emission was performed in all modes with all channels, 802.11n (HT40) CH159 are selected as the worst condition. The test data of the worst-case condition was recorded in this report.

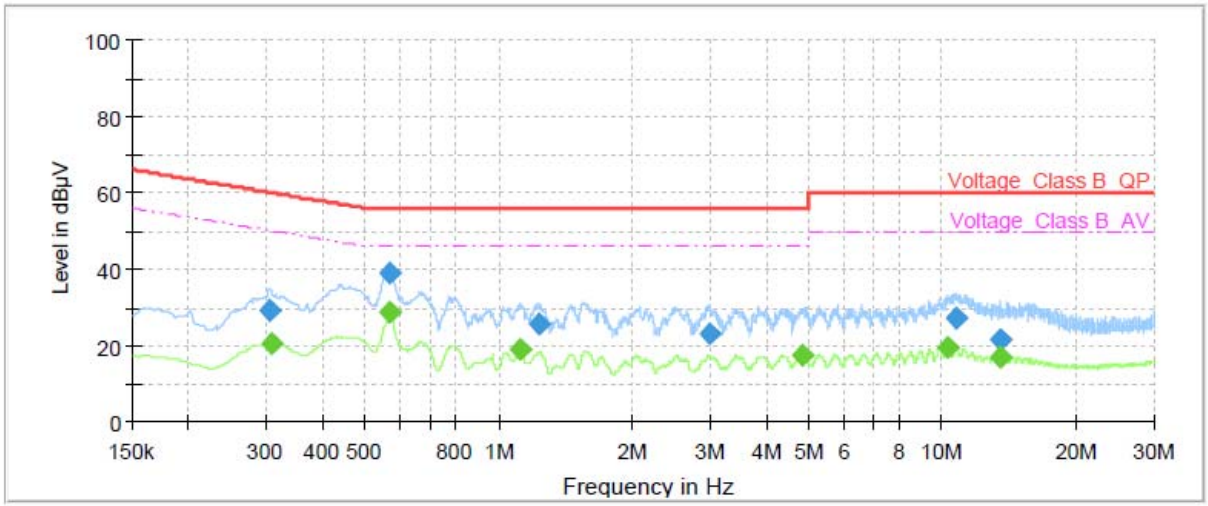

Frequency (MHz)	QuasiPeak (dBµV)	Average (dBµV)	Limit (dBµV)	Margin (dB)	Meas. Time (ms)	Bandwidth (kHz)	Line	Filter	Corr. (dB)
0.31	28.98	---	60.10	31.12	1000.0	9.000	L1	ON	19
0.31	---	20.55	50.04	29.49	1000.0	9.000	L1	ON	19
0.57	---	28.68	46.00	17.32	1000.0	9.000	L1	ON	19
0.57	38.76	---	56.00	17.24	1000.0	9.000	L1	ON	19
1.12	---	18.75	46.00	27.25	1000.0	9.000	L1	ON	19
1.23	25.54	---	56.00	30.46	1000.0	9.000	L1	ON	19
3.00	22.94	---	56.00	33.06	1000.0	9.000	L1	ON	19
4.83	---	17.55	46.00	28.45	1000.0	9.000	L1	ON	19
10.29	---	19.63	50.00	30.37	1000.0	9.000	L1	ON	19
10.79	26.98	---	60.00	33.02	1000.0	9.000	L1	ON	19
13.52	---	16.73	50.00	33.27	1000.0	9.000	L1	ON	19
13.54	21.76	---	60.00	38.24	1000.0	9.000	L1	ON	19

Remark: Correct factor=cable loss + LISN factor

L line Conducted Emission from 150 KHz to 30 MHz

This report shall not be reproduced except in full, without the written approval of TA Technology (Shanghai) Co., Ltd.

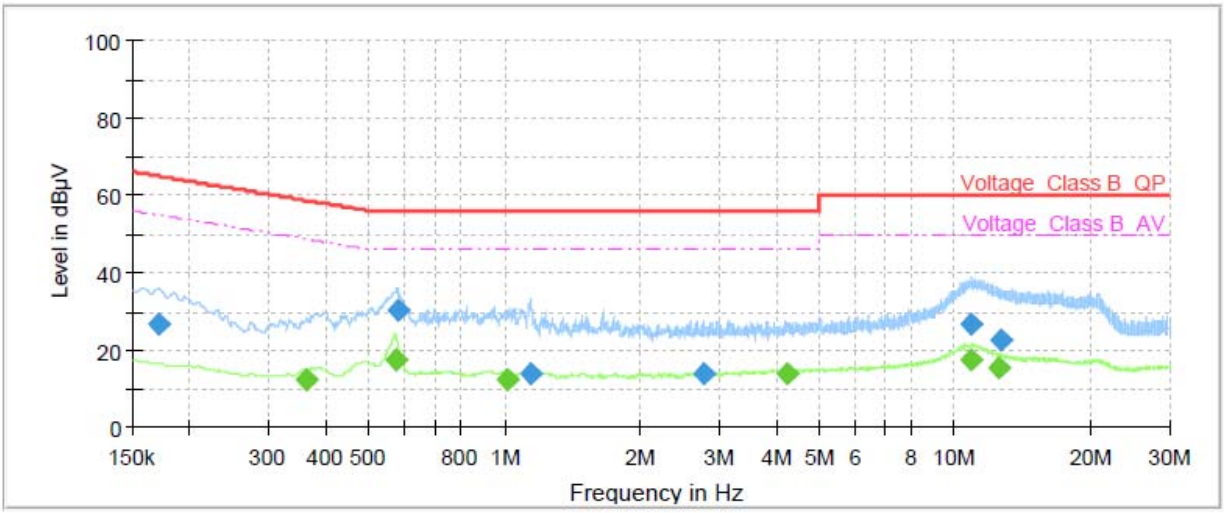

Frequency (MHz)	QuasiPeak (dBµV)	Average (dBµV)	Limit (dBµV)	Margin (dB)	Meas. Time (ms)	Bandwidth (kHz)	Line	Filter	Corr. (dB)
0.17	26.53	---	64.95	38.42	1000.0	9.000	N	ON	19
0.36	---	12.56	48.69	36.13	1000.0	9.000	N	ON	19
0.57	---	17.41	46.00	28.59	1000.0	9.000	N	ON	19
0.58	30.05	---	56.00	25.95	1000.0	9.000	N	ON	19
1.01	---	12.14	46.00	33.86	1000.0	9.000	N	ON	19
1.14	14.00	---	56.00	42.00	1000.0	9.000	N	ON	19
2.78	13.84	---	56.00	42.16	1000.0	9.000	N	ON	19
4.25	---	13.65	46.00	32.35	1000.0	9.000	N	ON	19
10.83	26.90	---	60.00	33.10	1000.0	9.000	N	ON	19
10.84	---	17.19	50.00	32.81	1000.0	9.000	N	ON	19
12.58	---	15.37	50.00	34.63	1000.0	9.000	N	ON	19
12.70	22.82	---	60.00	37.18	1000.0	9.000	N	ON	19

Remark: Correct factor=cable loss + LISN factor

N line Conducted Emission from 150 KHz to 30 MHz

This report shall not be reproduced except in full, without the written approval of TA Technology (Shanghai) Co., Ltd.

6. Main Test Instruments

Name	Manufacturer	Type	Serial Number	Calibration Date	Expiration Date
Spectrum Analyzer	R&S	FSV40	15195-01-00	2020-05-18	2021-05-17
EMI Test Receiver	R&S	ESCI	100948	2020-05-18	2021-05-17
Loop Antenna	SCHWARZBECK	FMZB1519	1519-047	2020-04-02	2023-04-01
TRILOG Broadband Antenna	SCHWARZBECK	VULB 9163	391	2019-12-16	2021-12-15
Horn Antenna	R&S	HF907	102723	2018-08-11	2021-08-10
Horn Antenna	ETS-Lindgren	3160-09	00102643	2018-06-20	2021-06-19
Standard Gain Horn	STEATITE	QSH-SL-26-40-K-15	16779	2019-12-24	2022-12-23
Broadband Horn Antenna	SCHWARZBECK	BBHA 9120D	430	2018-07-07	2021-07-06
EMI Test Receiver	R&S	ESR	101667	2020-05-18	2021-05-17
LISN	R&S	ENV216	101171	2018-12-15	2021-12-14
Spectrum Analyzer	KEYSIGHT	N9020A	MY54420163	2019-12-15	2020-12-14
RF Cable	Agilent	SMA 15cm	0001	2020-06-12	2020-12-11
TEMPERATURE CHAMBER	WEISS	VT4002	58226119450010	2019-12-15	2020-12-14
Power Meter	R&S	NRP2	104306	2020-05-18	2021-05-17
Power Sensor	R&S	NRP-Z21	104799	2020-05-18	2021-05-17
DC Power Supply	GWINSTEK	GPS-3030D	GEP882653	2020-05-18	2021-05-17
Software	R&S	EMC32	9.26.0	/	/

********END OF REPORT ********

This report shall not be reproduced except in full, without the written approval of TA Technology (Shanghai) Co., Ltd.

ANNEX A: The EUT Appearance

The EUT Appearance are submitted separately.

This report shall not be reproduced except in full, without the written approval of TA Technology (Shanghai) Co., Ltd.

ANNEX B: Test Setup Photos

The Test Setup Photos are submitted separately.

This report shall not be reproduced except in full, without the written approval of TA Technology (Shanghai) Co., Ltd.