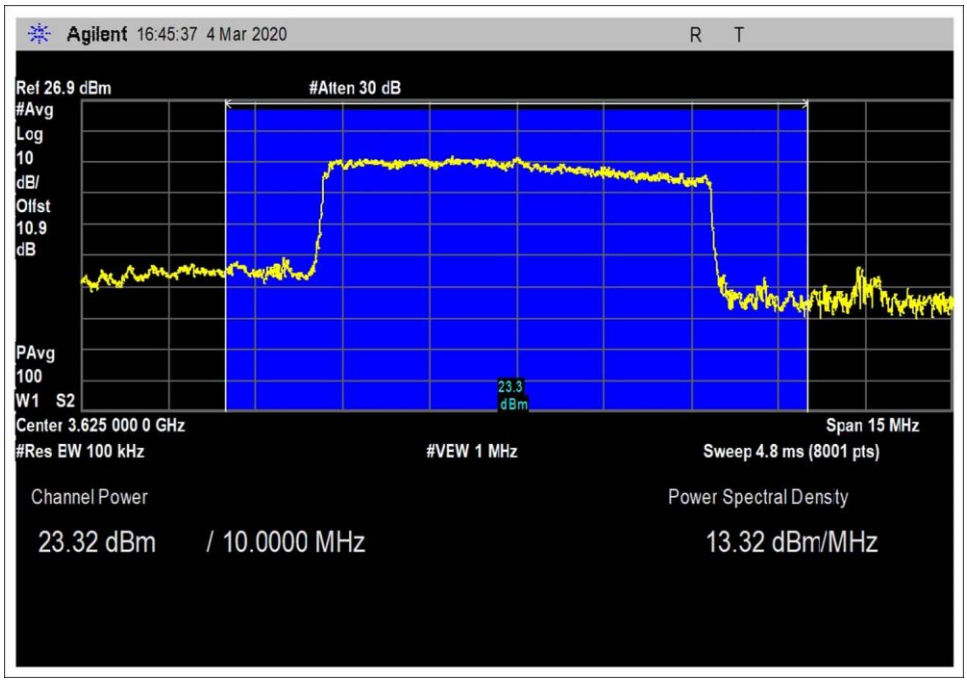

Middle Channel

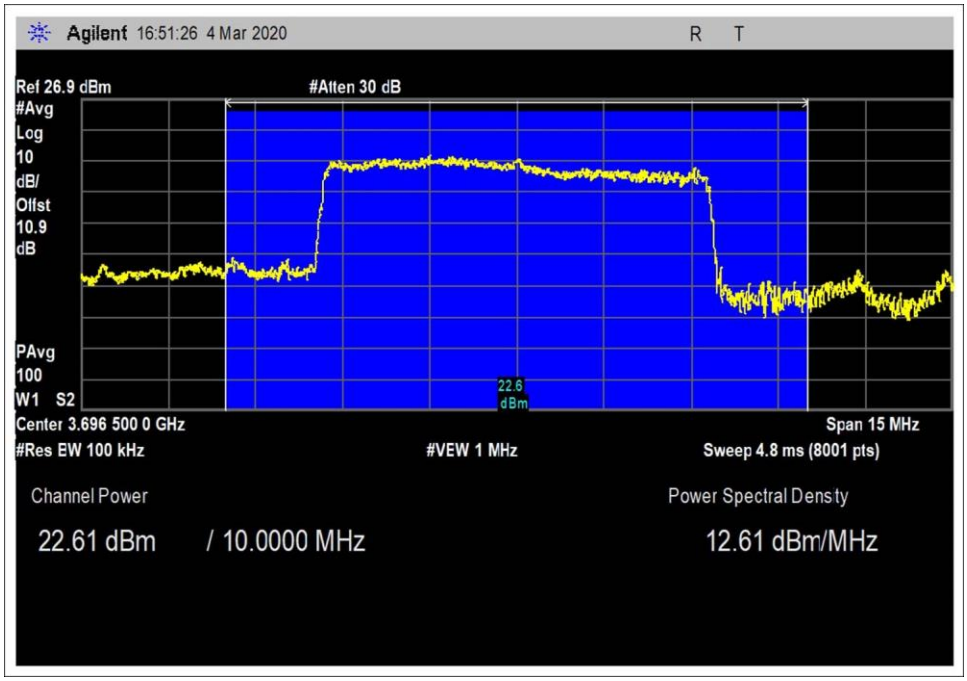

High Channel

QAM64

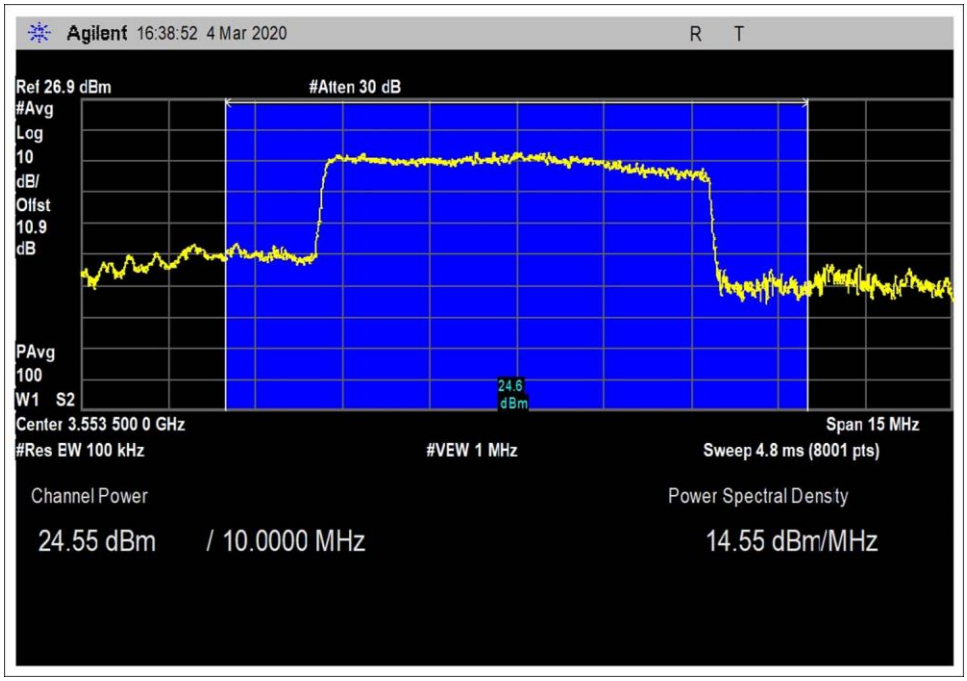

Low Channel

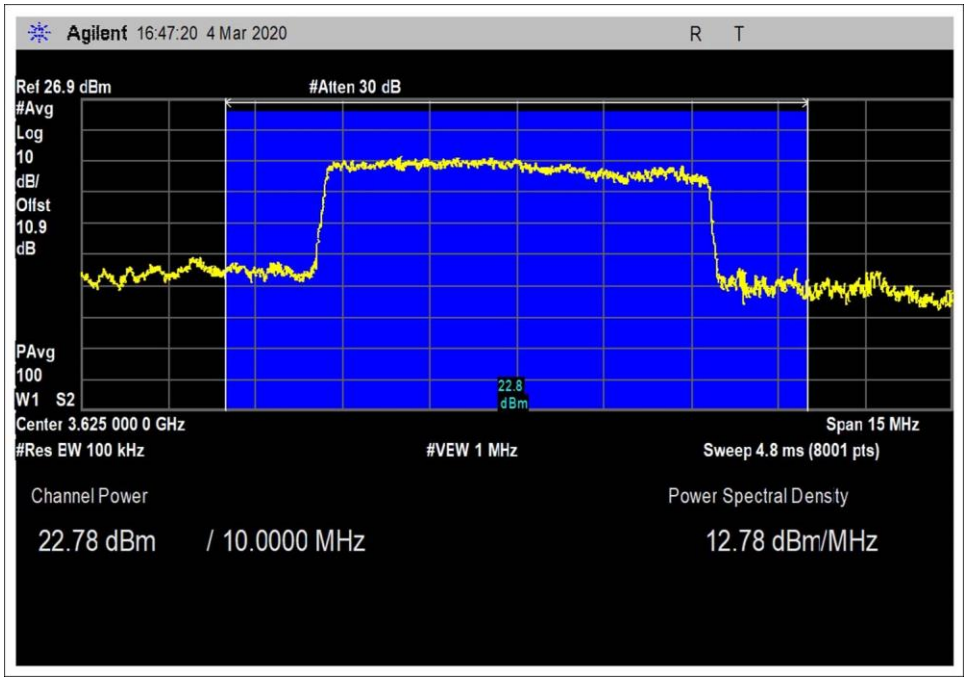

Middle Channel

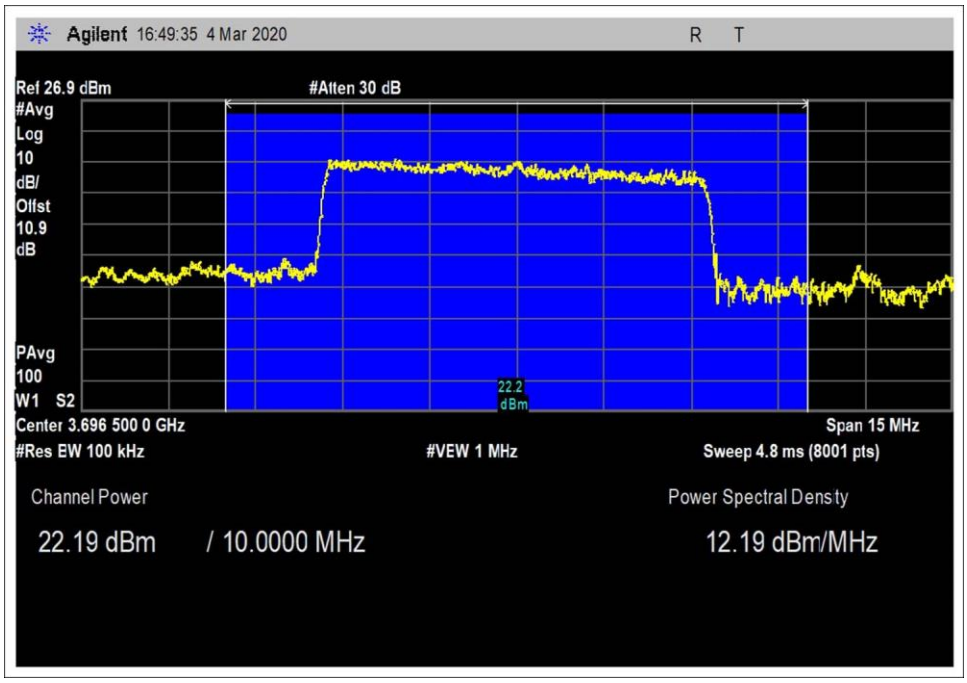

High Channel

QPSK

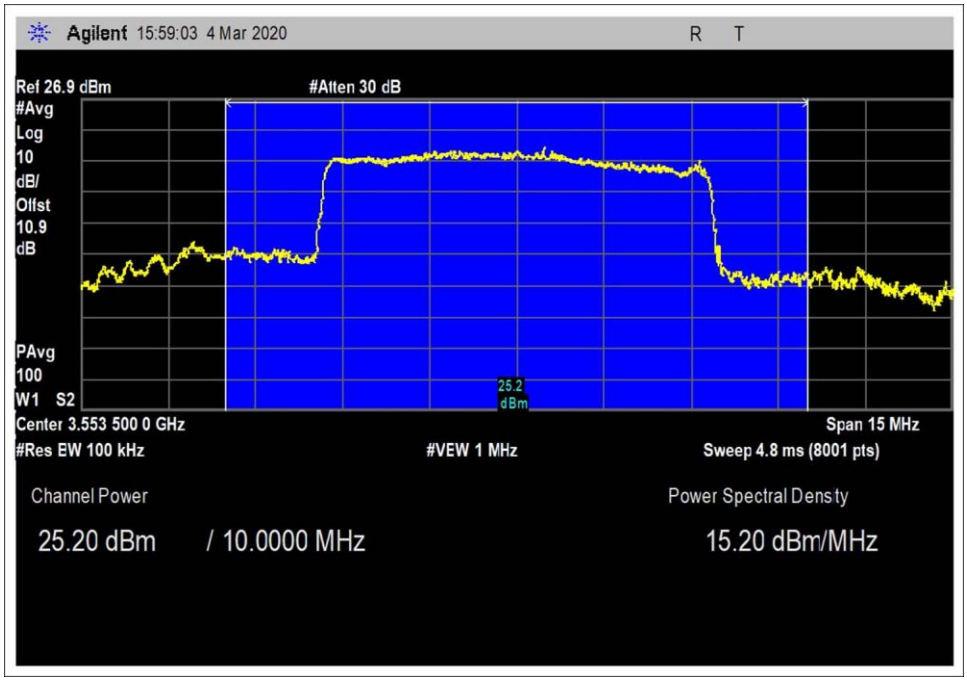

Low Channel

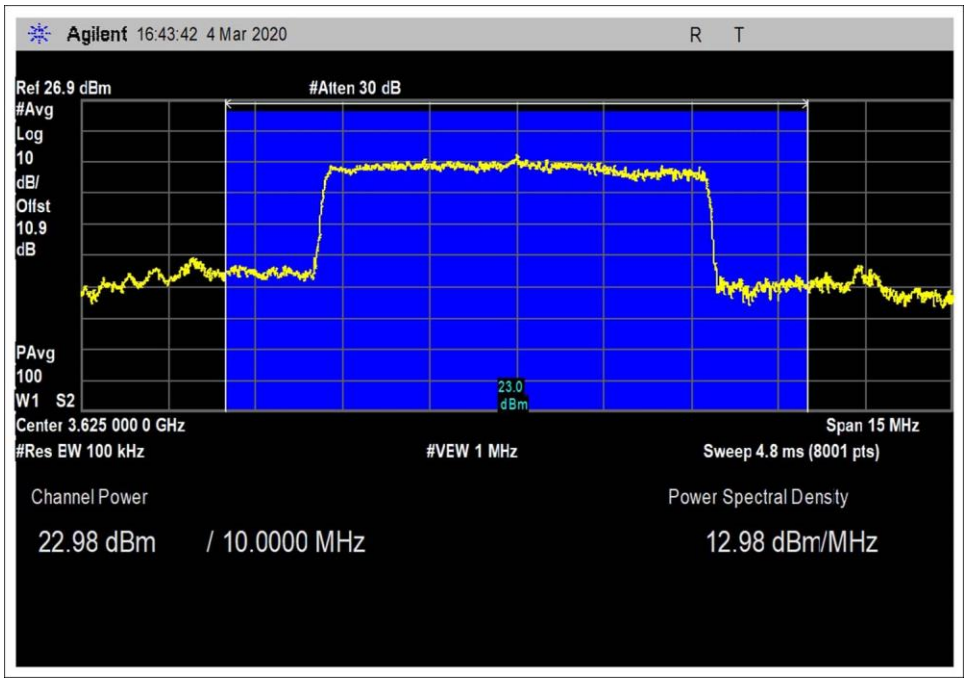

Middle Channel

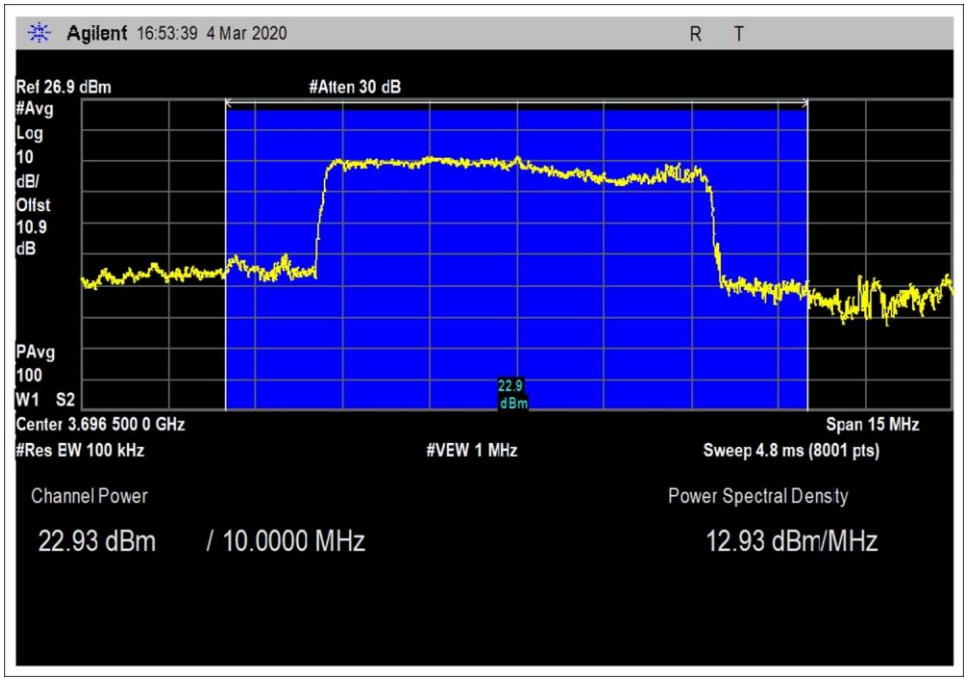

High Channel

Channel Bandwidth 10MHz

QAM16

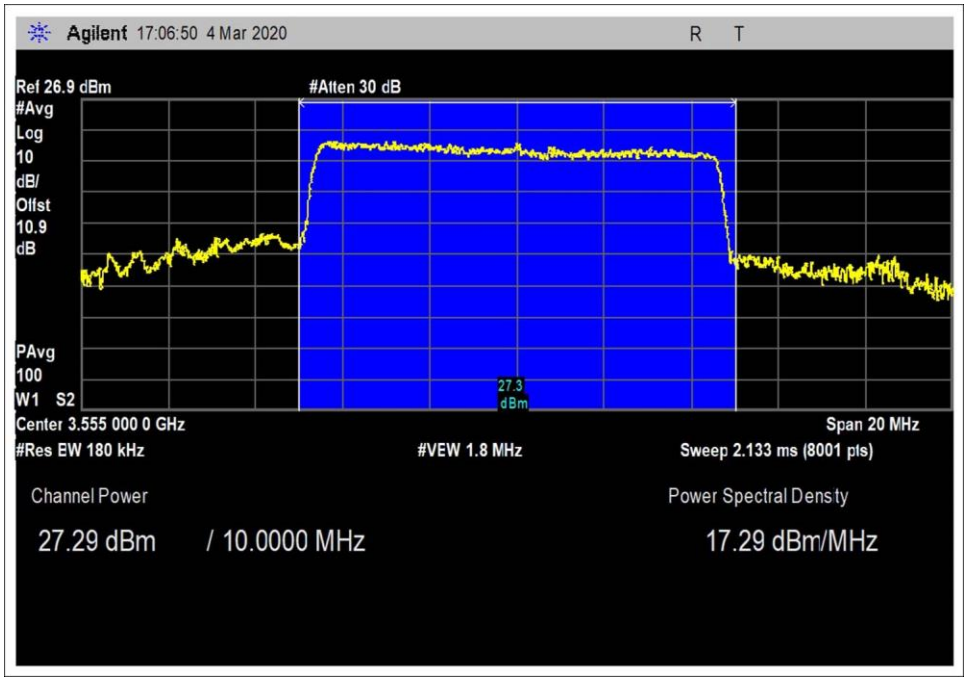

Low Channel

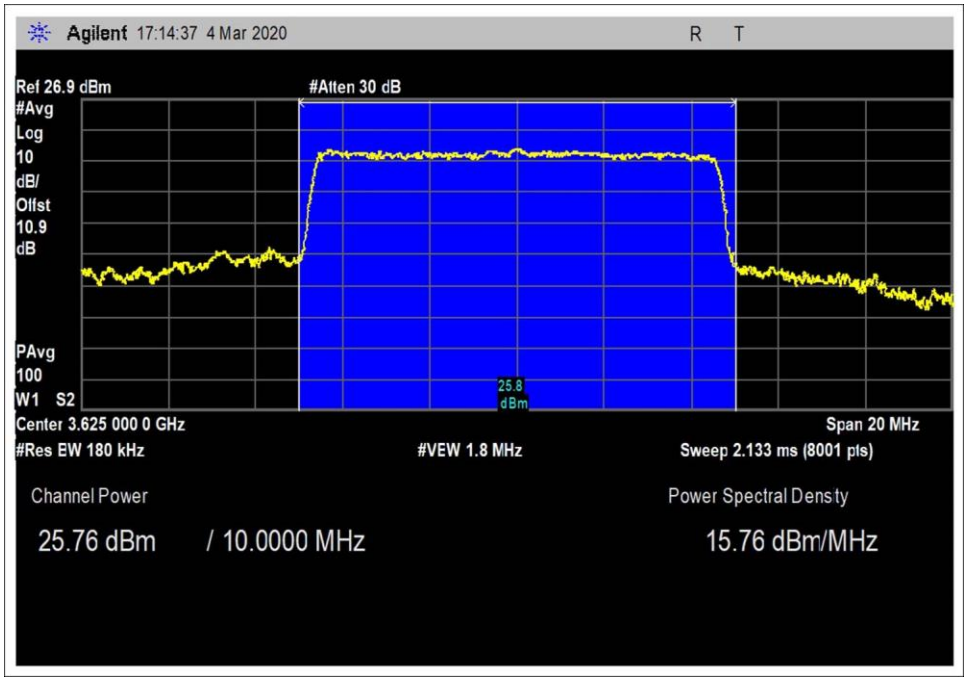

Middle Channel

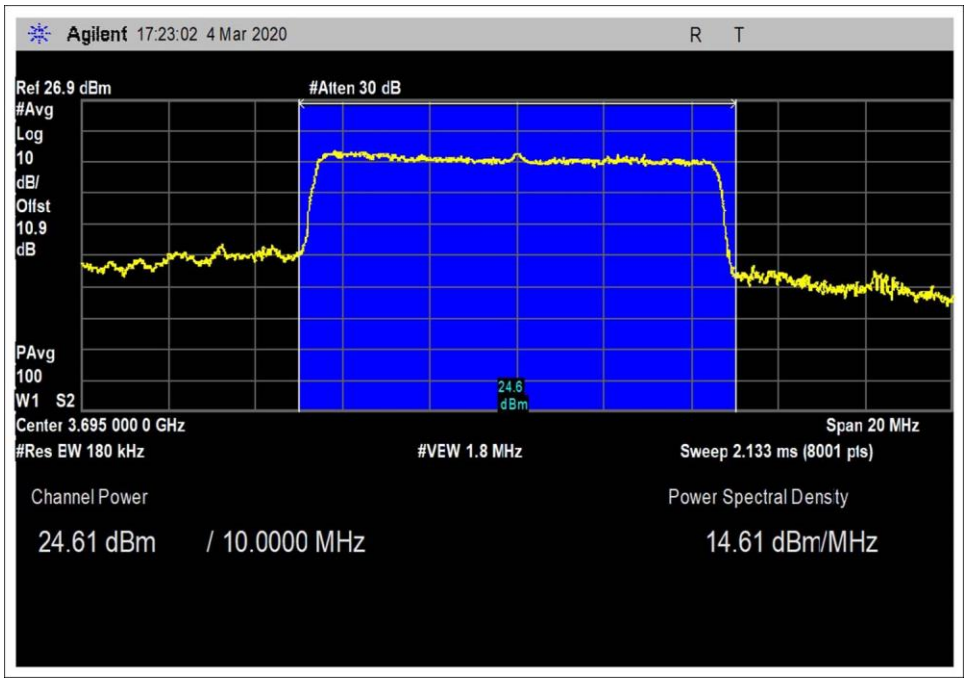

High Channel

QAM64

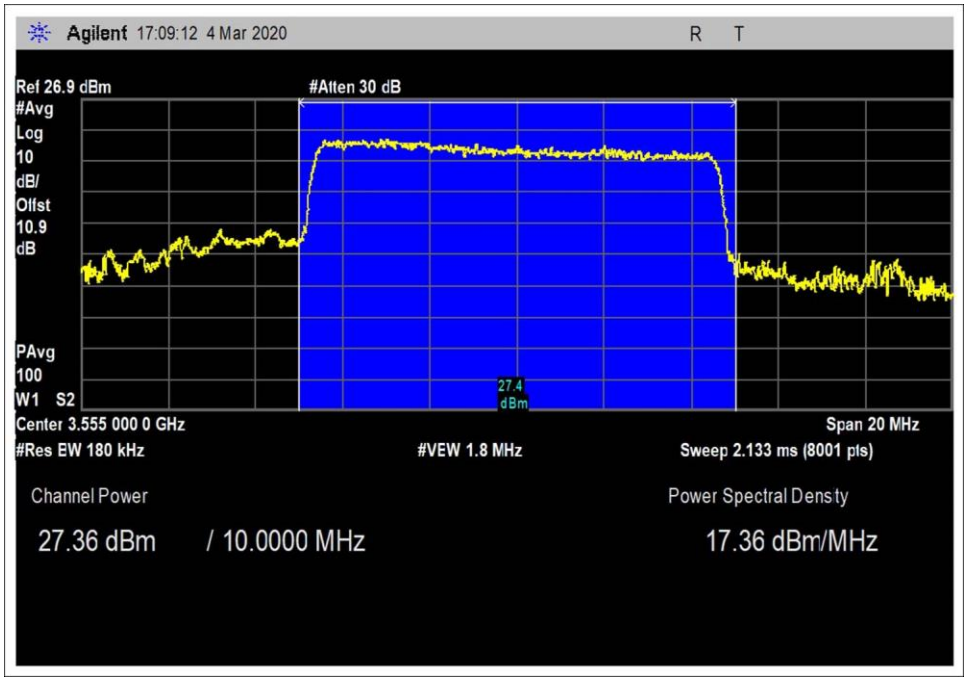

Low Channel

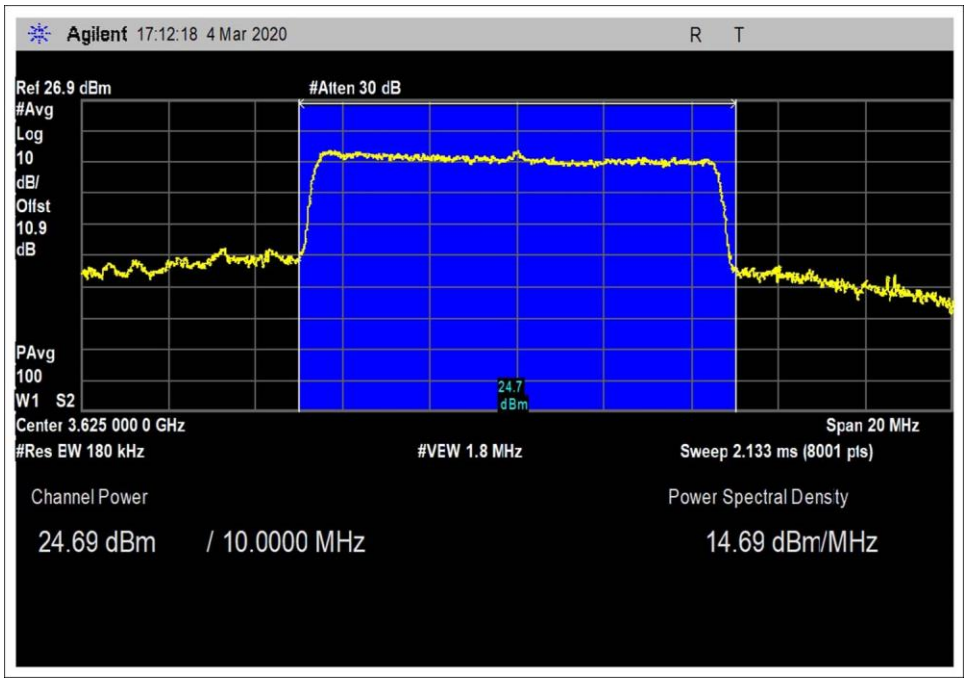

Middle Channel

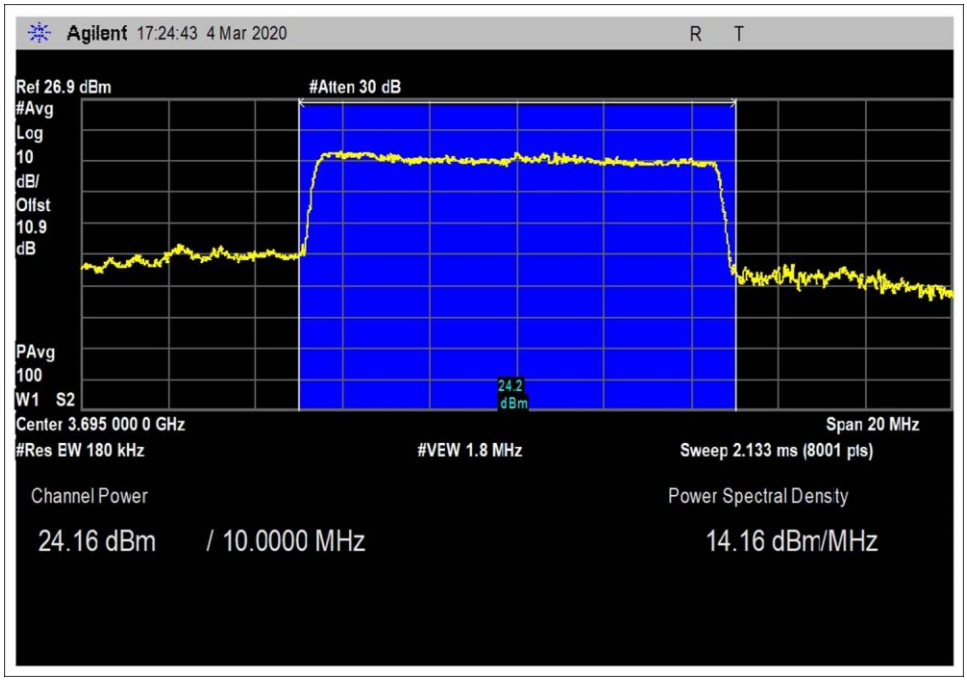

High Channel

QPSK

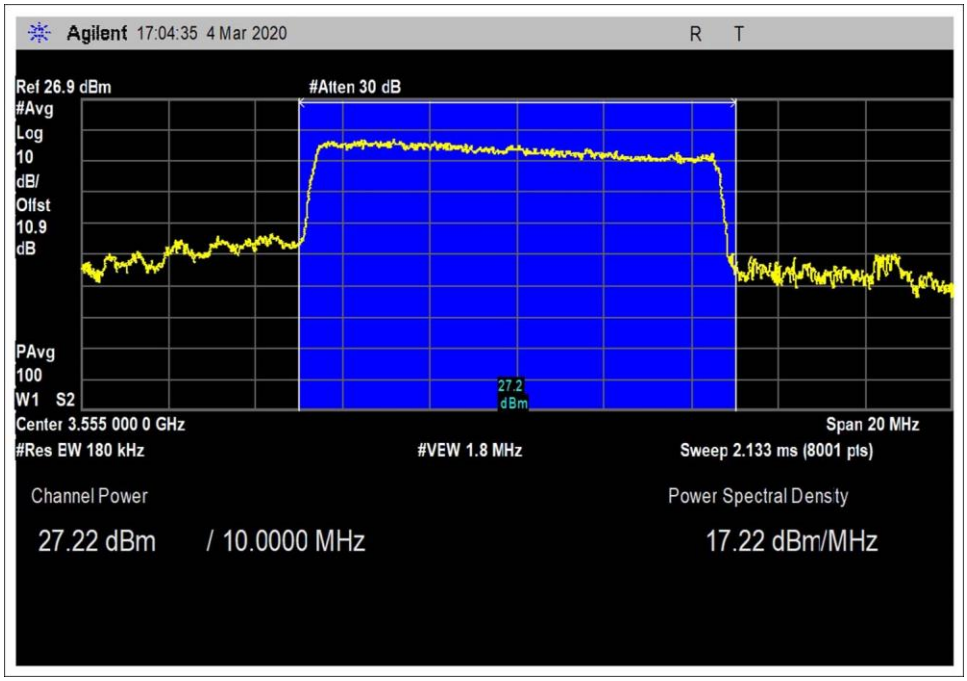

Low Channel

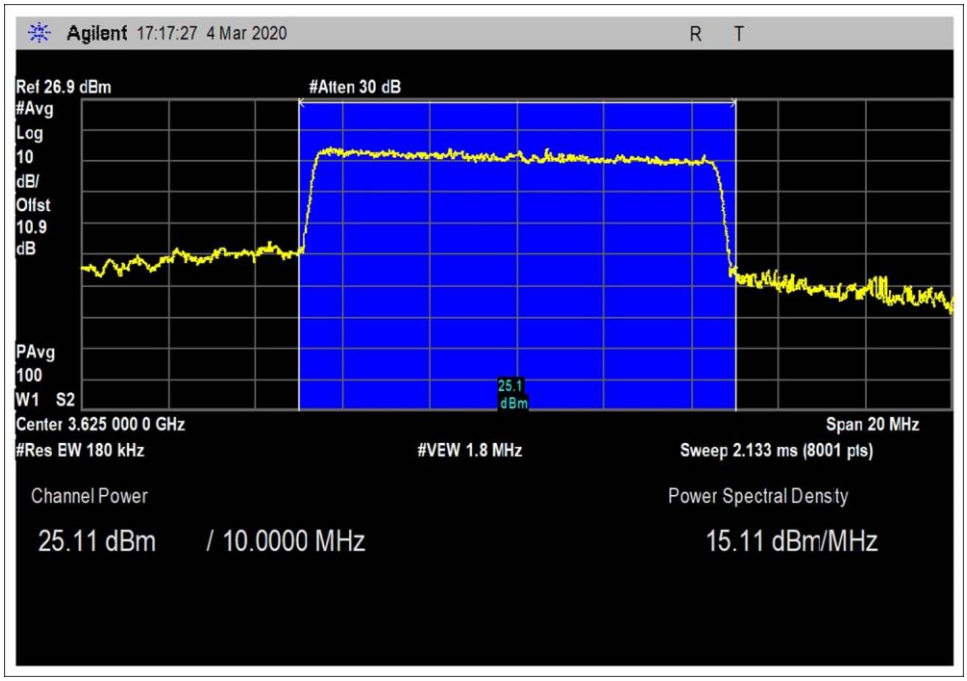

Middle Channel

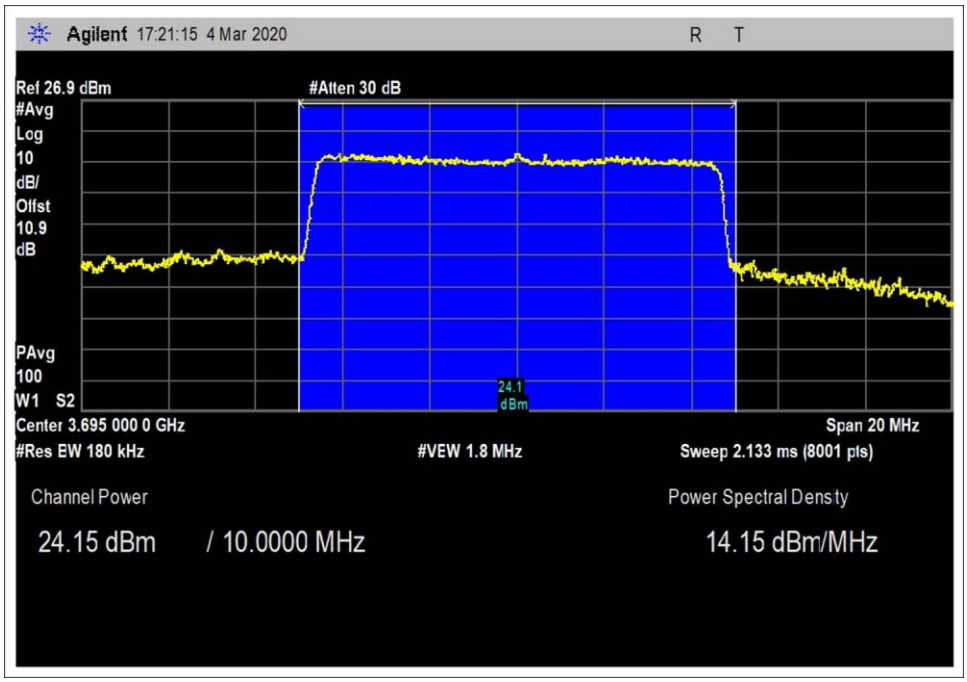

High Channel

Test Setup Photo(s)



96.41b Maximum Power Spectral Density

Test Setup/Conditions			
Test Location:	Mariposa Lab A	Test Engineer:	Benny Lovan
Test Method:	ANSI C63.26 (2015), KDB 940660 DO1 Part 96 CBRS Eqpt v02 (April 19, 2019)	Test Date(s):	3/4/2020
Configuration:	1		
Test Setup:	The EUT is connected directly to the spectrum analyzer through 10.9dB of loss from the attenuator/cable chain used for measurement. The loss of the attenuator/cable chain is accounted for with a reference level offset in the analyzer.		
Declaration:	Software output power setting was varied dependent upon channel bandwidth setting. See tables below for software setting. All measurements reported are from Antenna Port 1. The EUT has 6 antenna ports. The client declares that there is one radio distributed through a multiplexor to 6 antenna ports simultaneously. All ports were verified to be identical.		

Environmental Conditions			
Temperature (ºC)	24.2	Relative Humidity (%):	30

Test Equipment					
Asset#	Description	Manufacturer	Model	Cal Date	Cal Due
02668	Spectrum Analyzer	Agilent	E4446A	12/17/2019	12/17/2020
03356	Cable	AstroLab	32026-2-29094K-48TC	3/14/2019	3/14/2021
P06239	Attenuator	Weinschel	54A-10	12/18/2018	12/18/2020

Test Data Summary – Power Spectral Density						
Frequency (MHz)	Modulation	Ant. Type / Gain (dBi)	Measured SA Reading (dBm)	*Total PSD (dBm/1MHz)	Category B Limit (dBm)	Results
3.5 MHz Channel Spacing - (Software Output Setting 31)						
3552.5	QPSK	Panel / 17dBi	15.54	33.967	37	PASS
3625	QPSK	Panel / 17dBi	13.99	32.417	37	PASS
3697.5	QPSK	Panel / 17dBi	13.19	31.617	37	PASS
3552.5	QAM16	Panel / 17dBi	16.25	34.677	37	PASS
3625	QAM16	Panel / 17dBi	13.85	32.277	37	PASS
3697.5	QAM16	Panel / 17dBi	14.08	32.507	37	PASS
3552.5	QAM64	Panel / 17dBi	14.46	32.887	37	PASS
3625	QAM64	Panel / 17dBi	14.47	32.897	37	PASS
3697.5	QAM64	Panel / 17dBi	13.94	32.367	37	PASS
5 MHz Channel Spacing - (Software Output Setting 32)						
3552.5	QPSK	Panel / 17dBi	16.39	34.817	37	PASS
3625	QPSK	Panel / 17dBi	14.18	32.607	37	PASS
3697.5	QPSK	Panel / 17dBi	14.08	32.507	37	PASS
3552.5	QAM16	Panel / 17dBi	16.21	34.637	37	PASS
3625	QAM16	Panel / 17dBi	14.17	32.597	37	PASS
3697.5	QAM16	Panel / 17dBi	13.8	32.227	37	PASS
3552.5	QAM64	Panel / 17dBi	16.57	34.997	37	PASS
3625	QAM64	Panel / 17dBi	14.06	32.487	37	PASS
3697.5	QAM64	Panel / 17dBi	13.31	31.737	37	PASS
7 MHz Channel Spacing - (Software Output Setting 32)						
3553.5	QPSK	Panel / 17dBi	15.20	33.687	47	PASS
3625	QPSK	Panel / 17dBi	12.98	31.407	37	PASS
3696.5	QPSK	Panel / 17dBi	12.93	31.357	37	PASS
3553.5	QAM16	Panel / 17dBi	14.91	33.337	37	PASS
3625	QAM16	Panel / 17dBi	13.32	31.747	37	PASS
3696.5	QAM16	Panel / 17dBi	12.61	31.037	37	PASS
3553.5	QAM64	Panel / 17dBi	14.55	32.977	37	PASS
3625	QAM64	Panel / 17dBi	12.78	31.207	37	PASS
3696.5	QAM64	Panel / 17dBi	12.19	30.617	37	PASS
10 MHz Channel Spacing - (Software Output Setting 33)						
3555	QPSK	Panel / 17dBi	17.22	35.647	37	PASS
3625	QPSK	Panel / 17dBi	15.11	33.537	37	PASS
3695	QPSK	Panel / 17dBi	14.15	32.577	37	PASS
3555	QAM16	Panel / 17dBi	17.29	35.717	37	PASS
3625	QAM16	Panel / 17dBi	15.76	34.187	37	PASS
3695	QAM16	Panel / 17dBi	14.61	33.037	37	PASS
3555	QAM64	Panel / 17dBi	17.36	35.787	37	PASS
3625	QAM64	Panel / 17dBi	14.69	33.117	37	PASS
3695	QAM64	Panel / 17dBi	14.16	32.587	37	PASS

* - Total PSD = Measured SA Reading + Gain (dBi) + Duty Cycle Correction Factor (1.427)
Duty Cycle Correction Factor = 10 Log (1/Duty Cycle), where duty cycle = 72%

Plot(s)

Channel Bandwidth 3.5MHz

QAM16

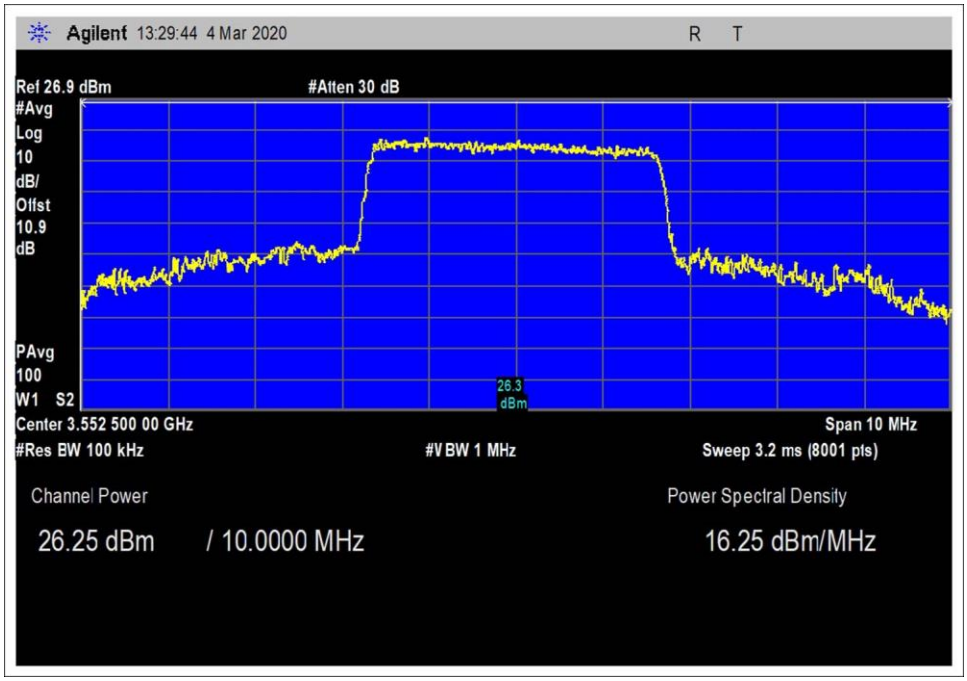

Low Channel

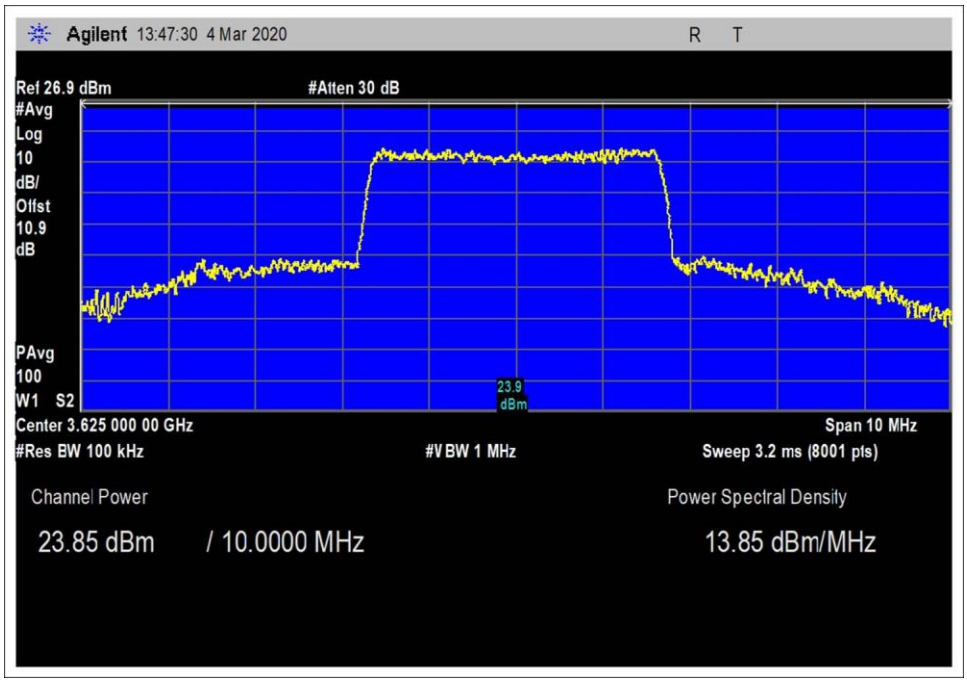

Middle Channel

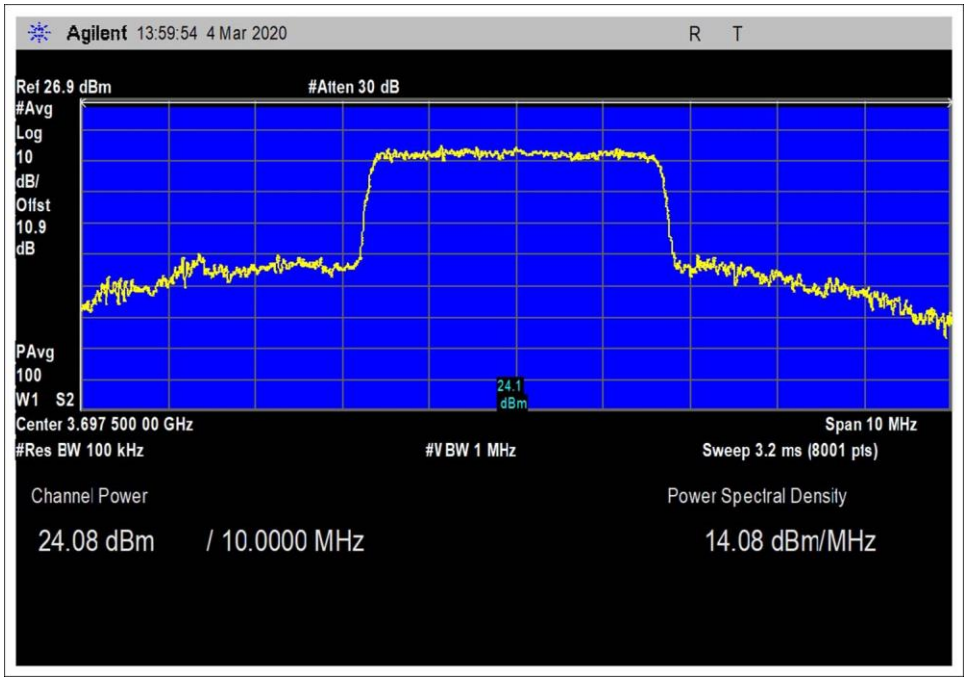

High Channel

QAM64

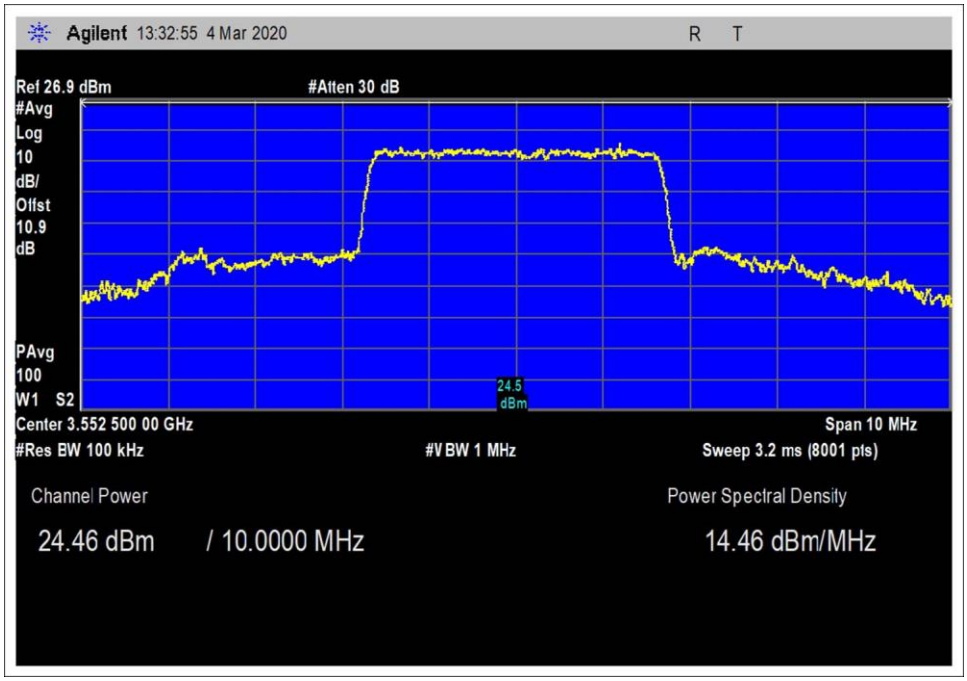

Low Channel

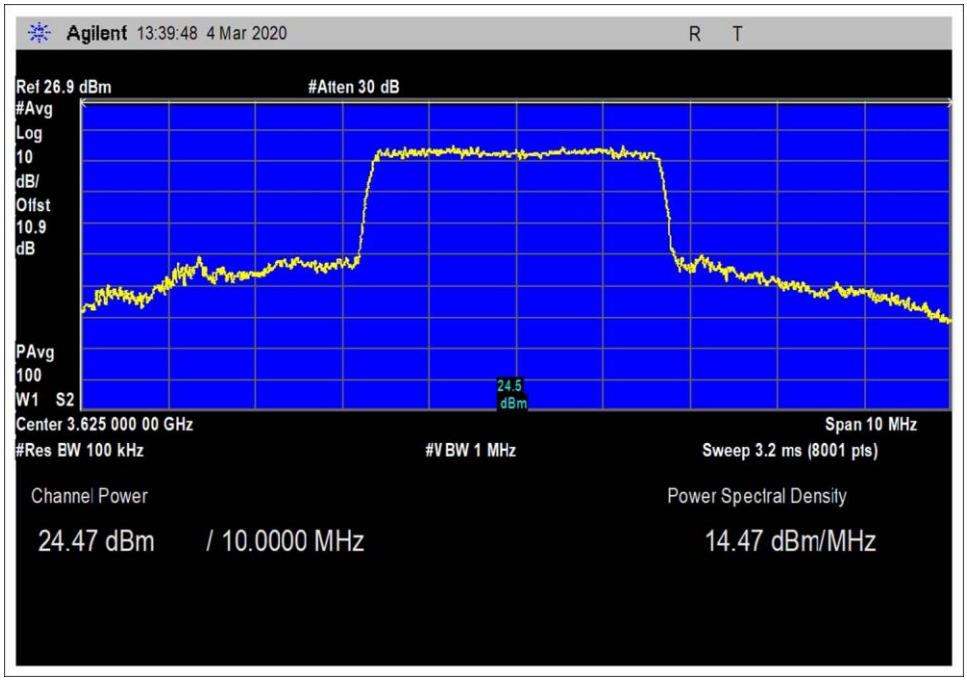

Middle Channel

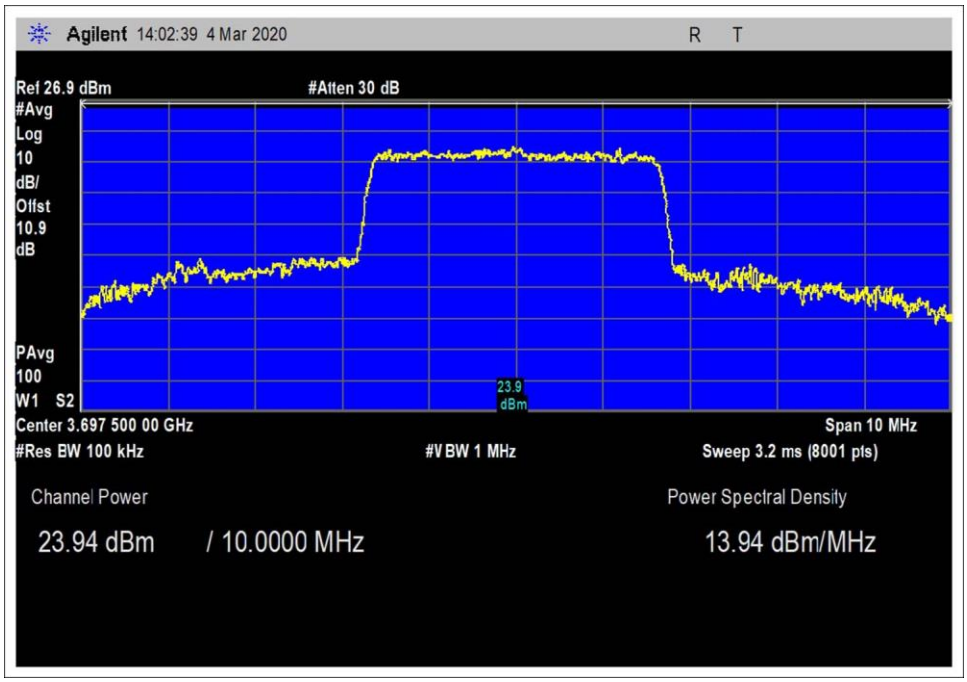

High Channel

QPSK

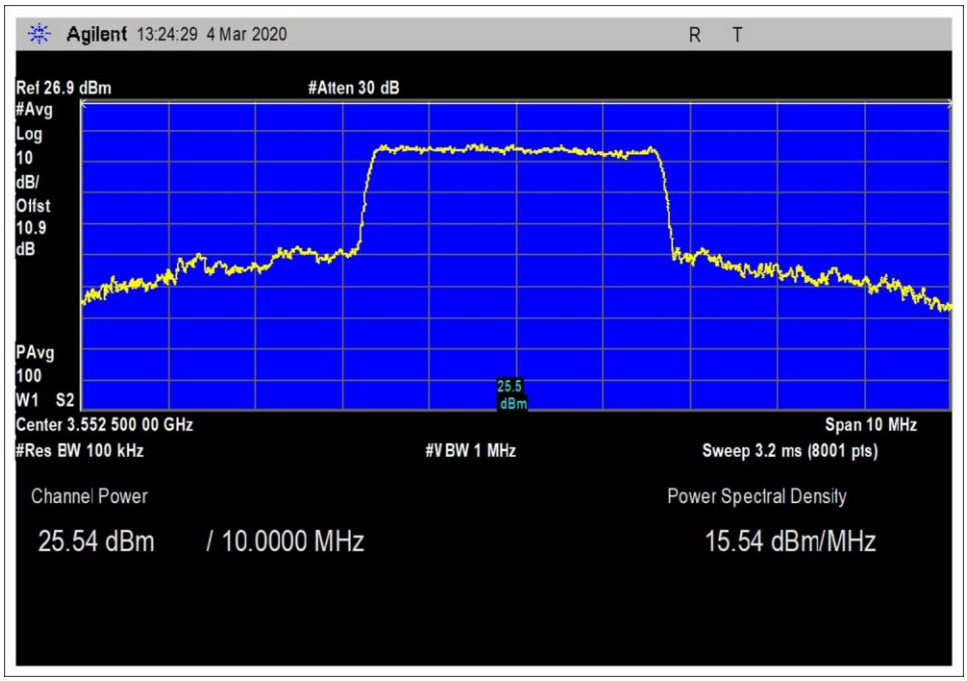

Low Channel

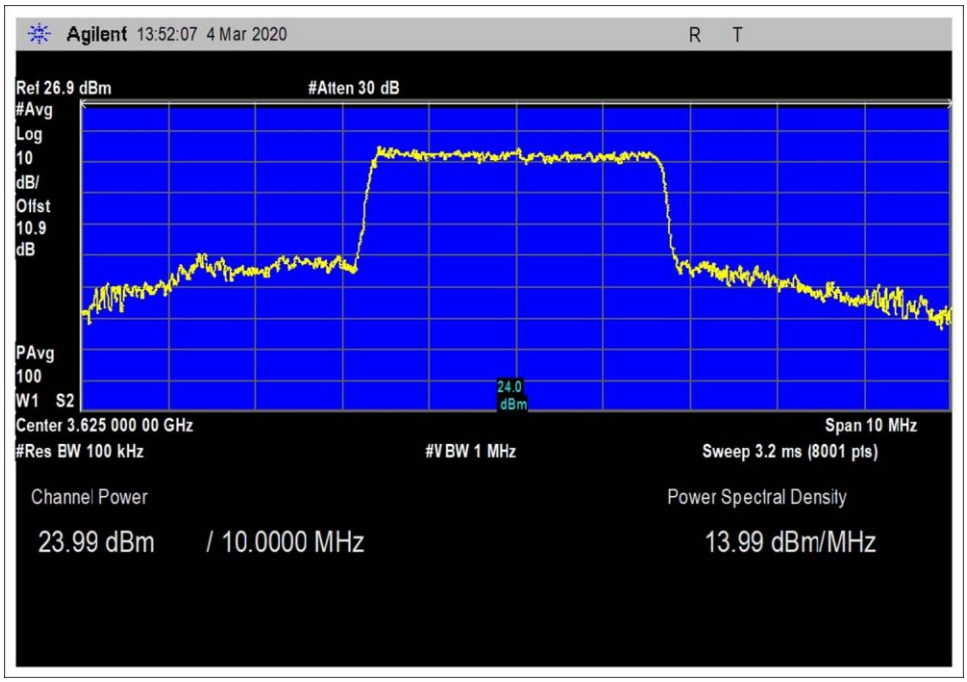

Middle Channel

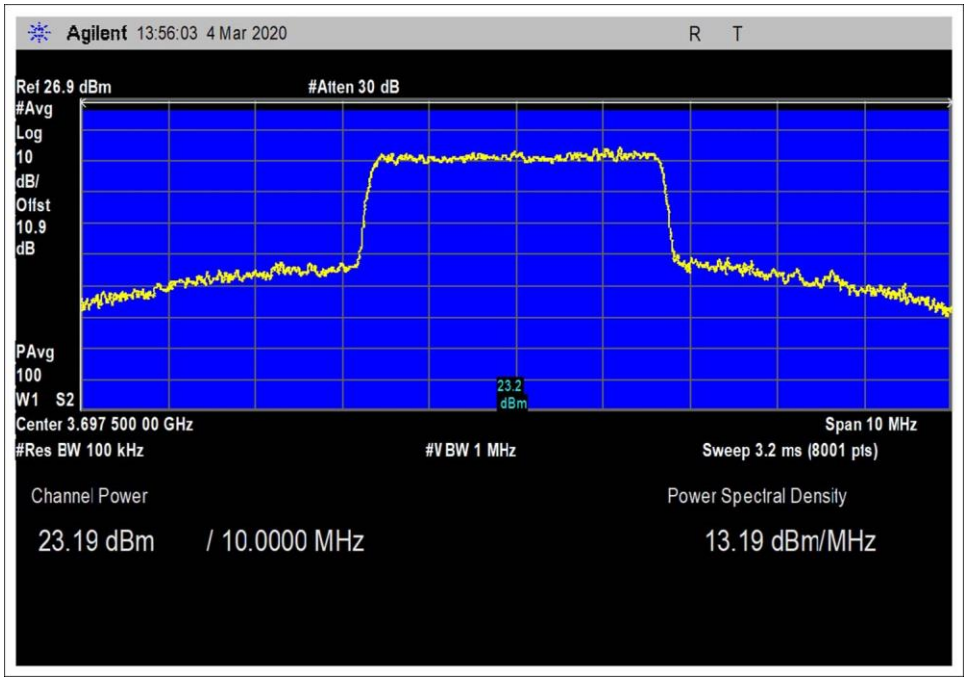

High Channel

Channel Bandwidth 5MHz

QAM16

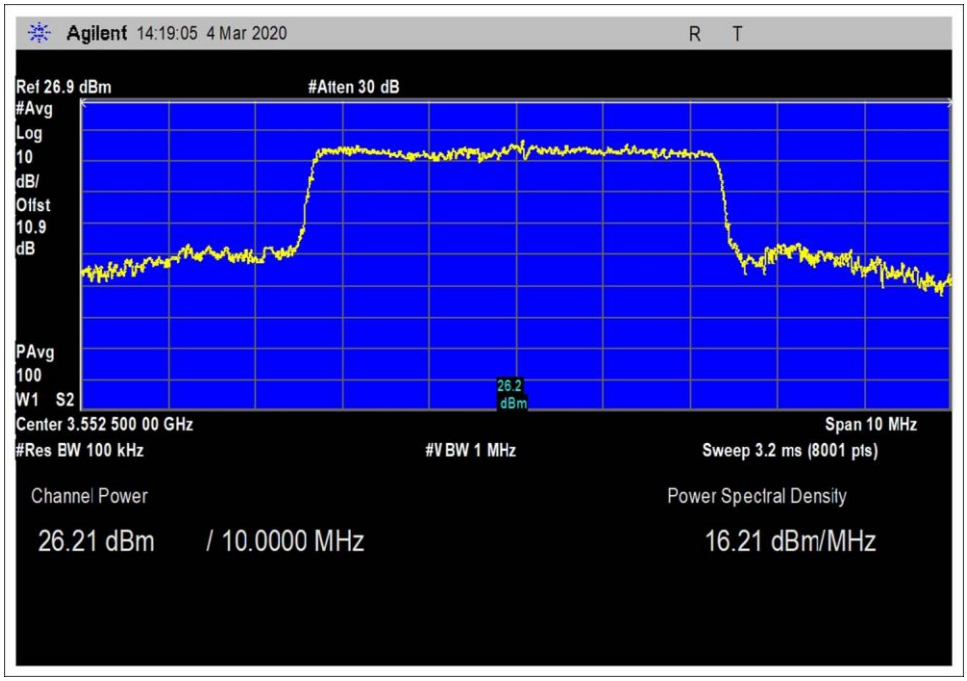

Low Channel

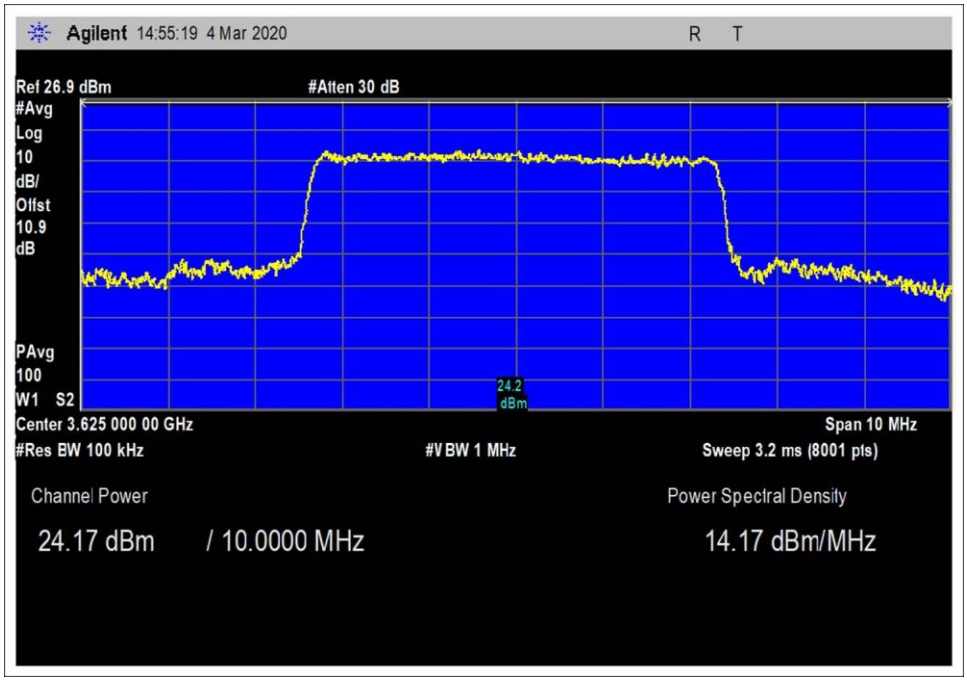

Middle Channel

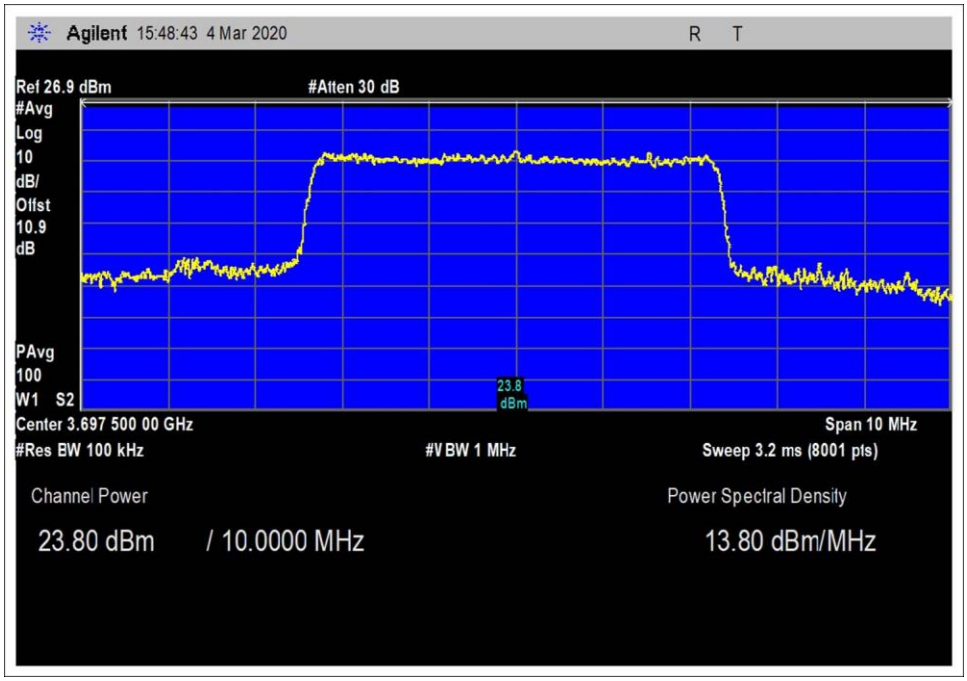

High Channel

QAM64

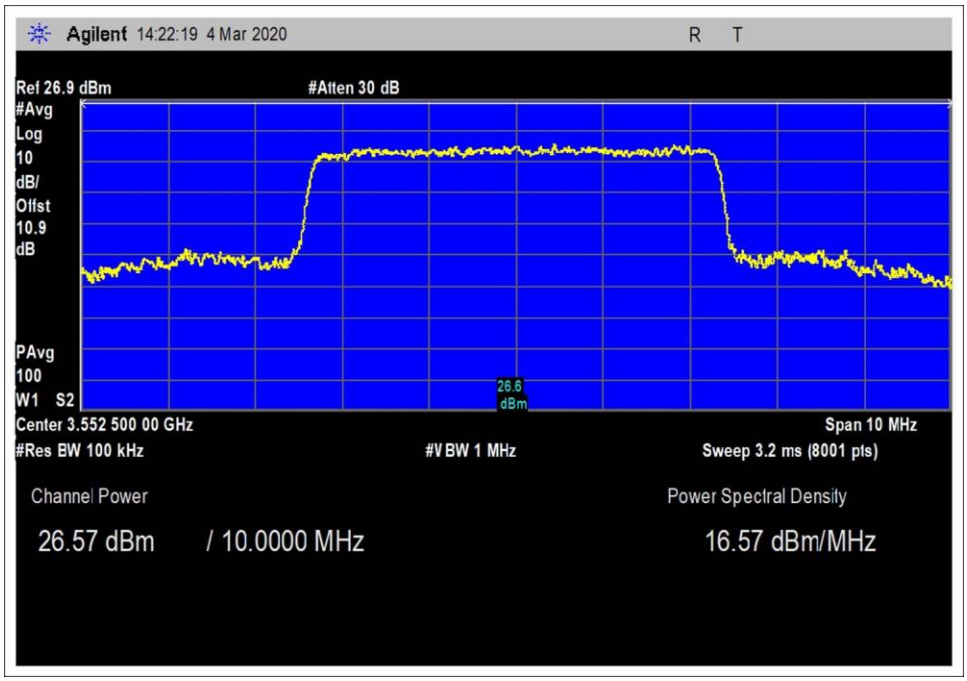

Low Channel

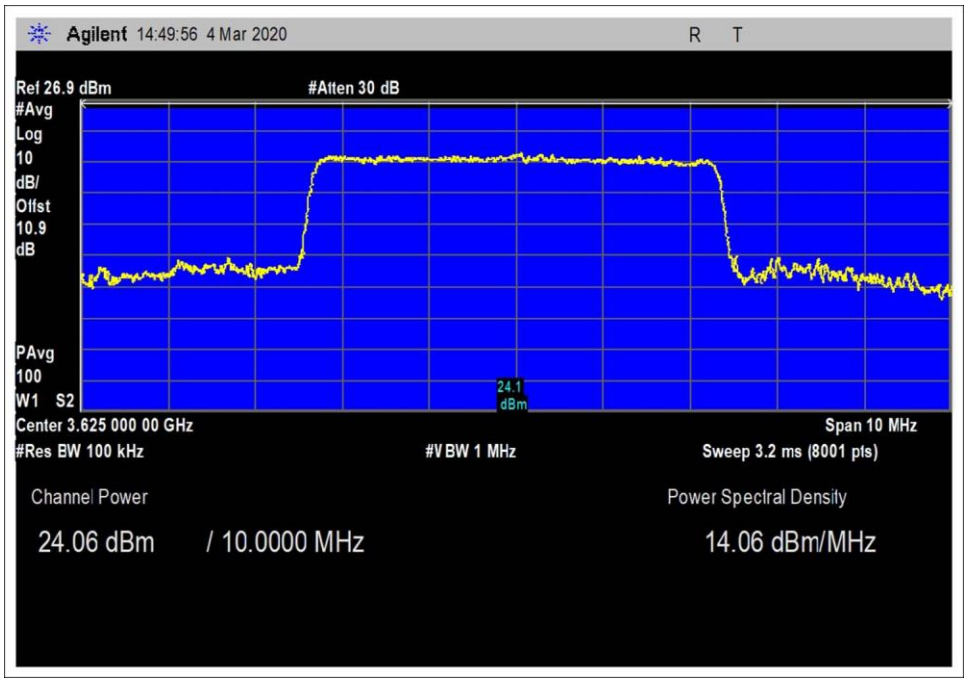

Middle Channel

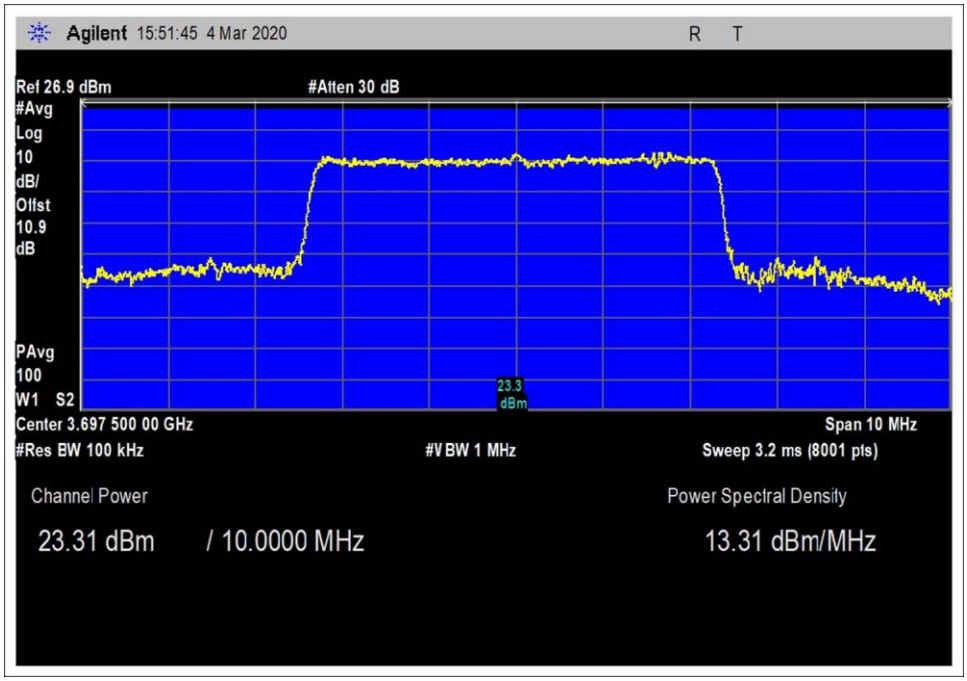

High Channel

QPSK

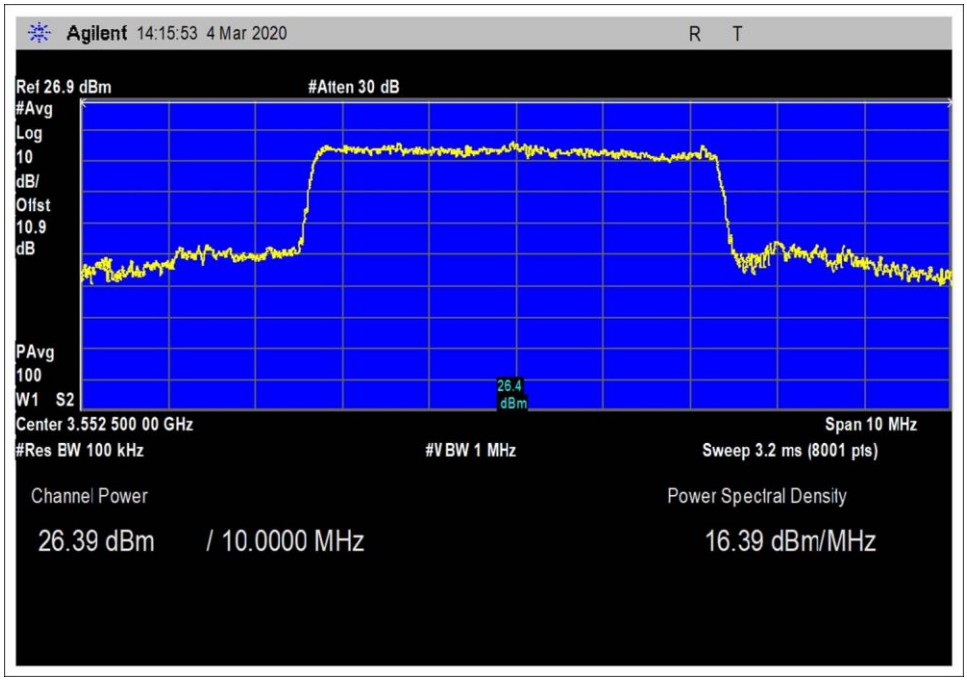

Low Channel

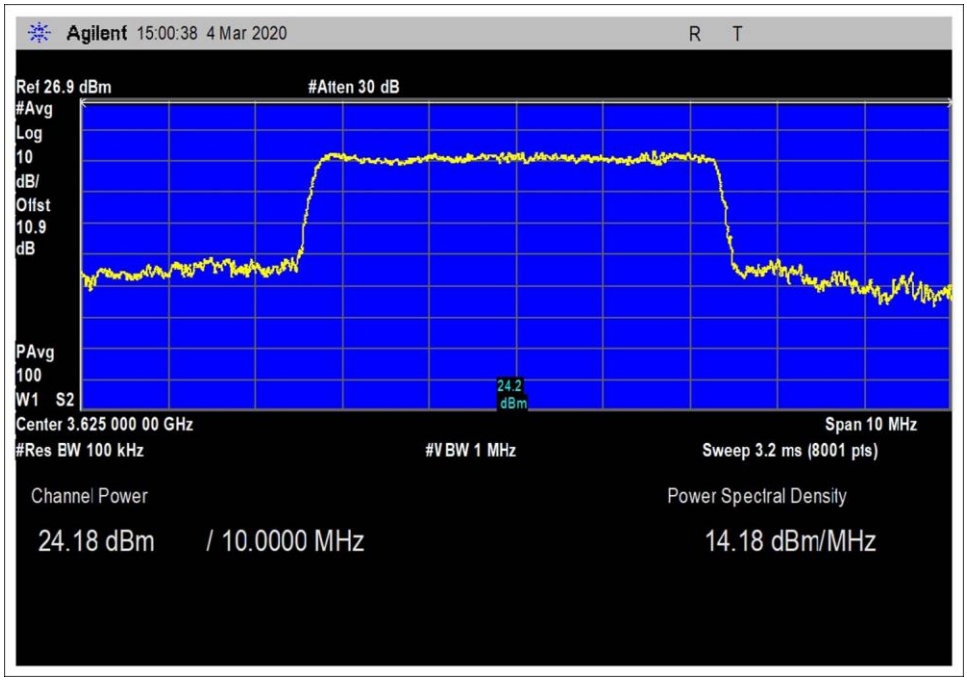

Middle Channel

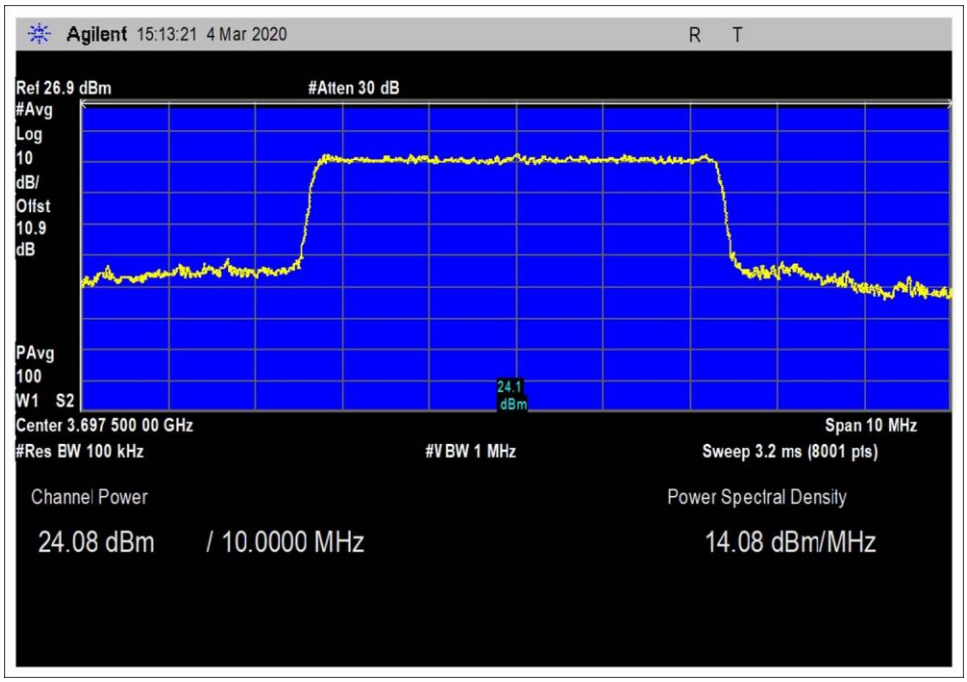

High Channel

Channel Bandwidth 7MHz

QAM16

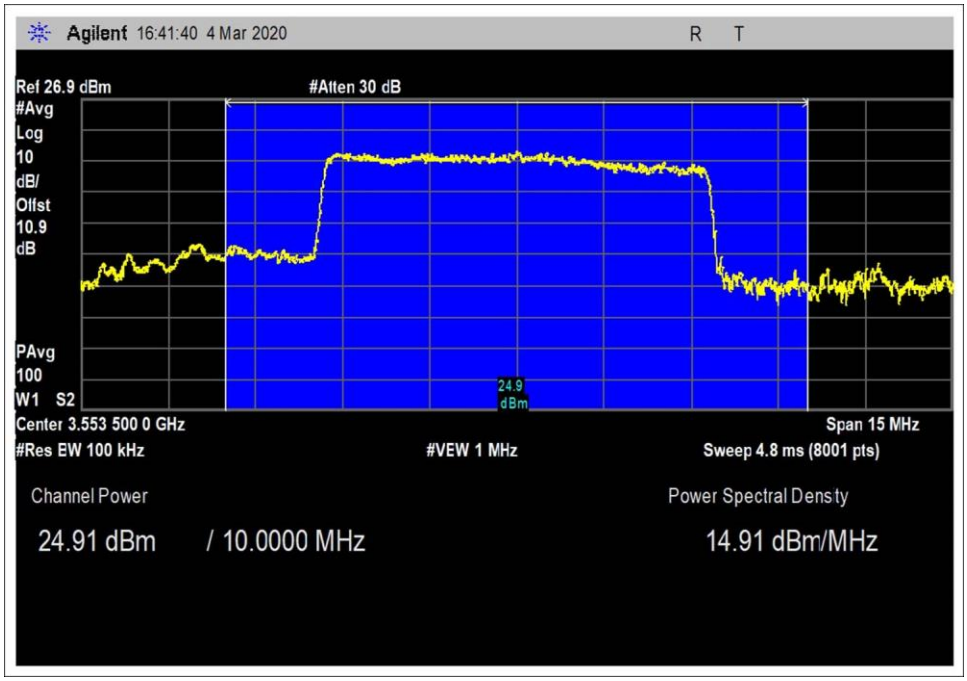

Low Channel

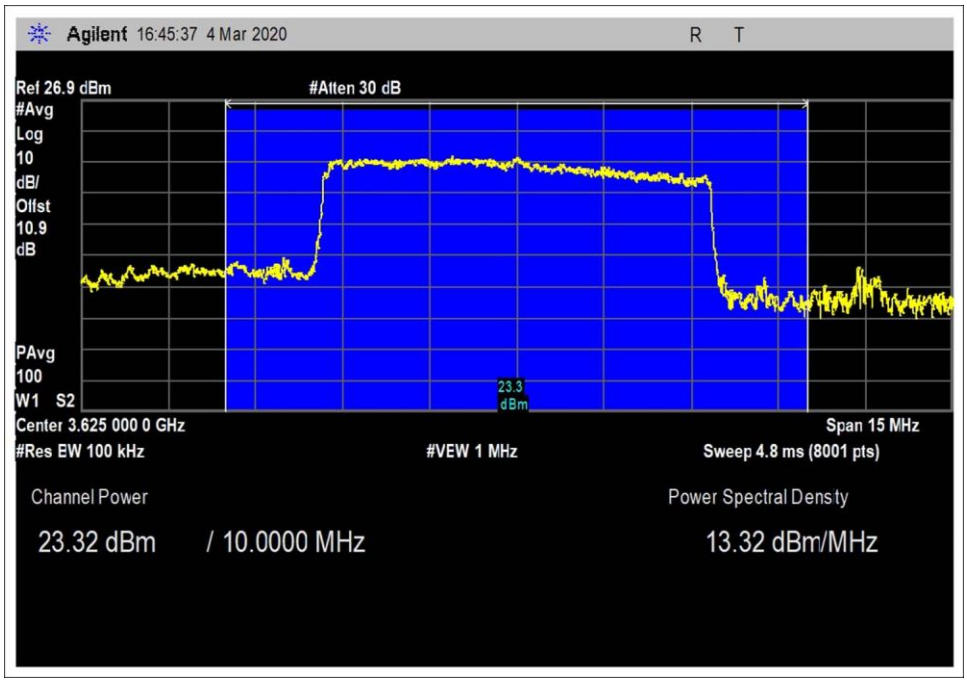

Middle Channel

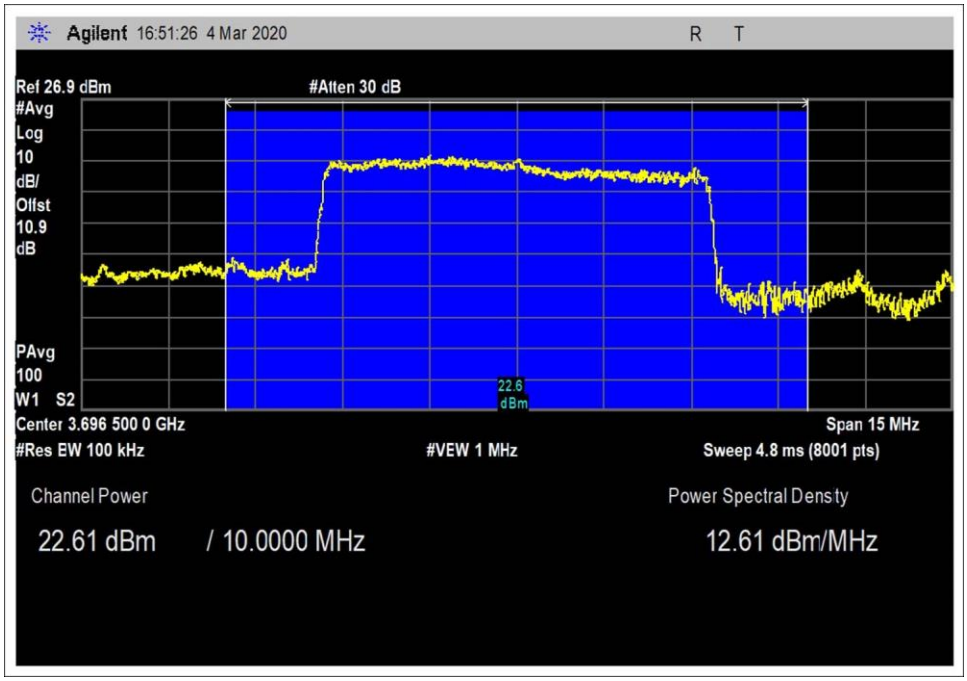

High Channel

QAM64

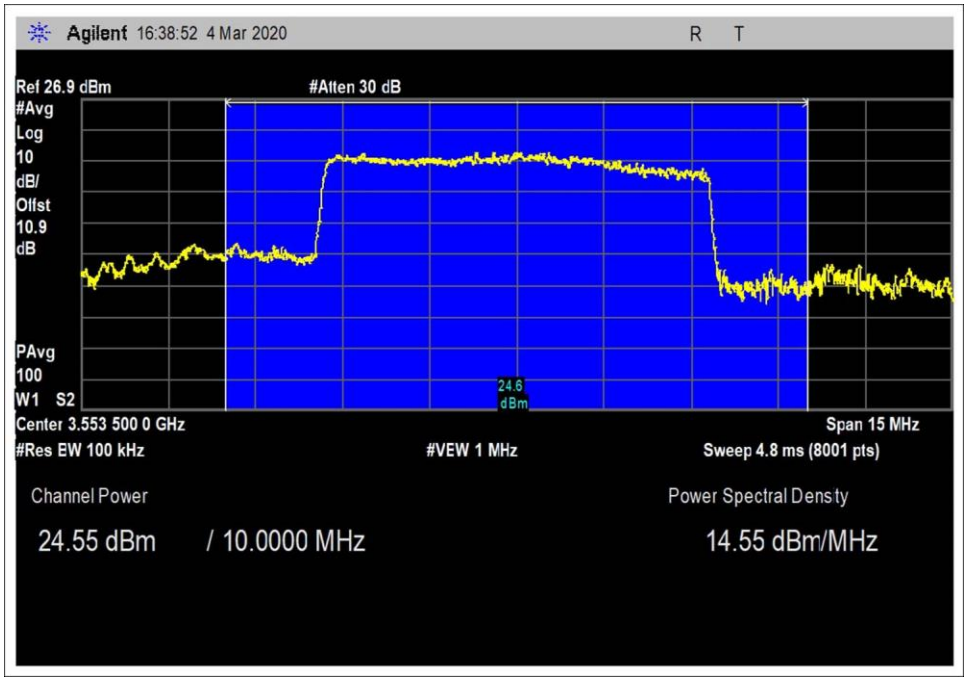

Low Channel

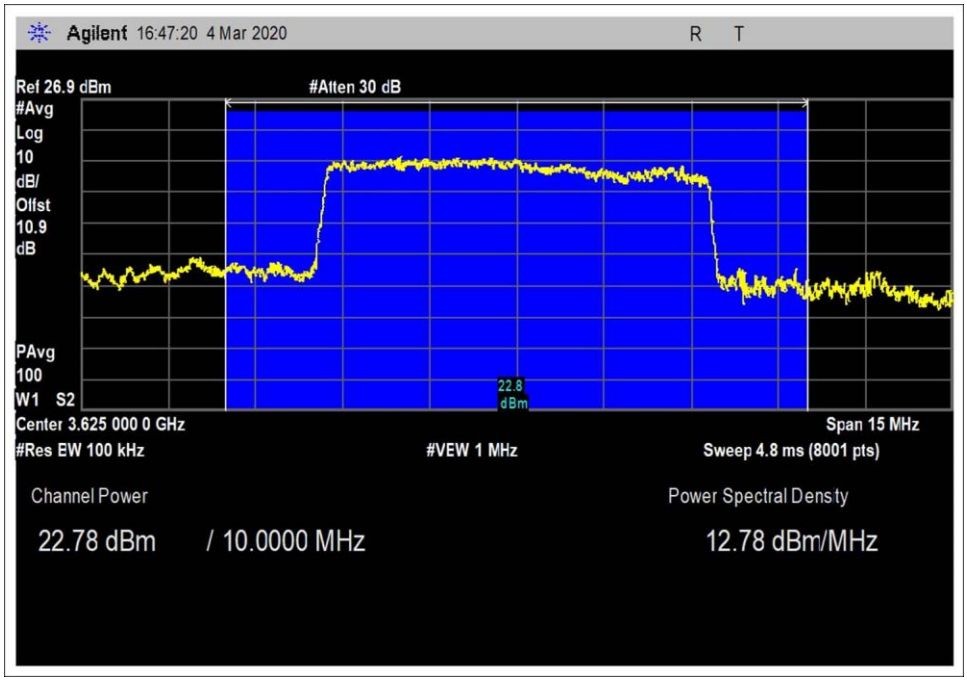

Middle Channel

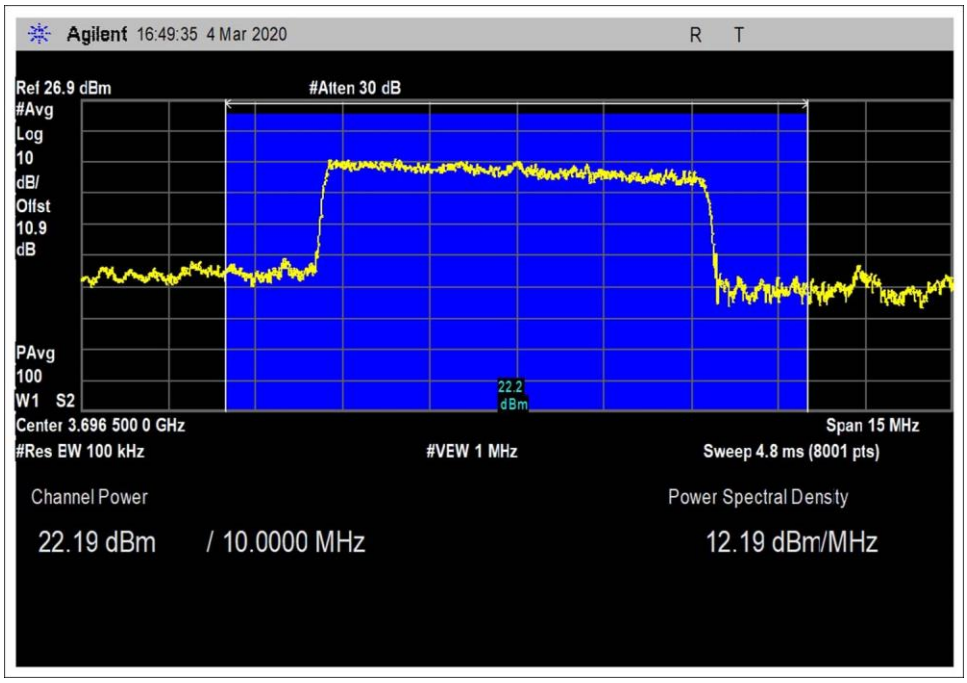

High Channel

QPSK

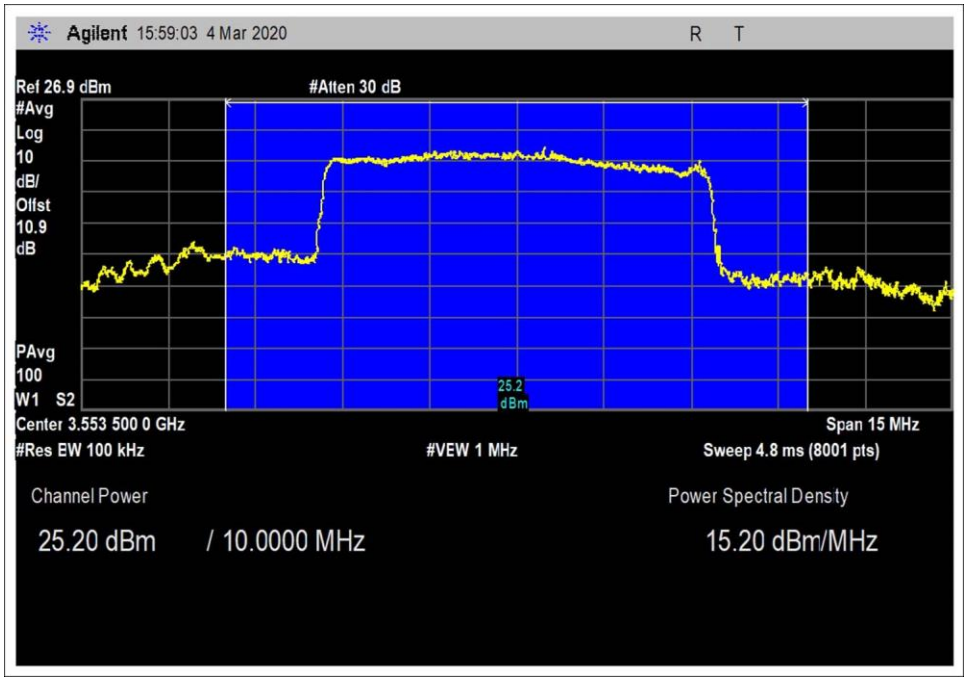

Low Channel

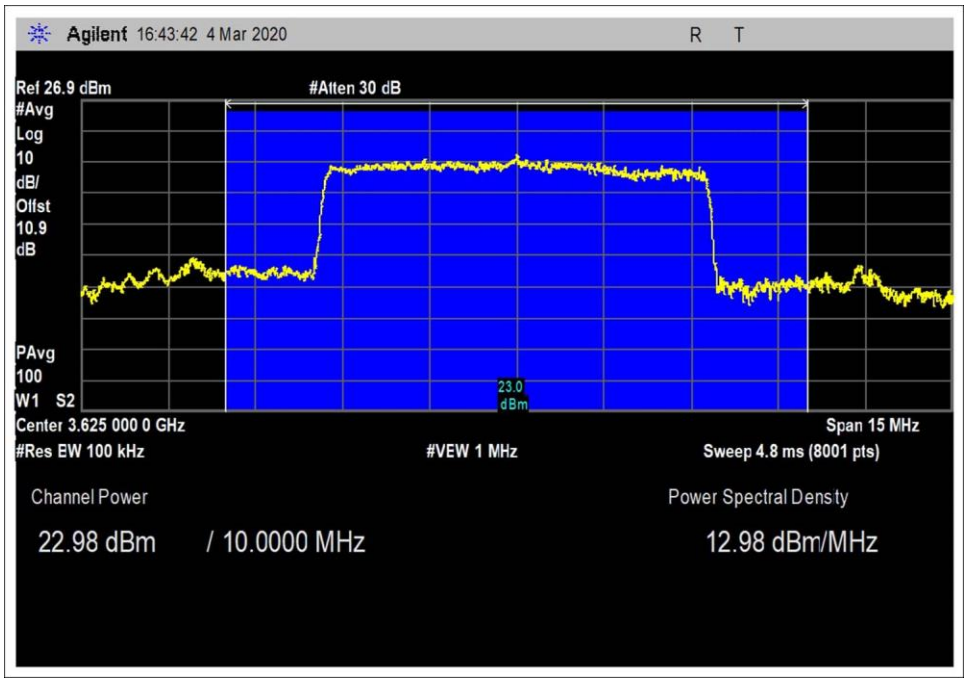

Middle Channel

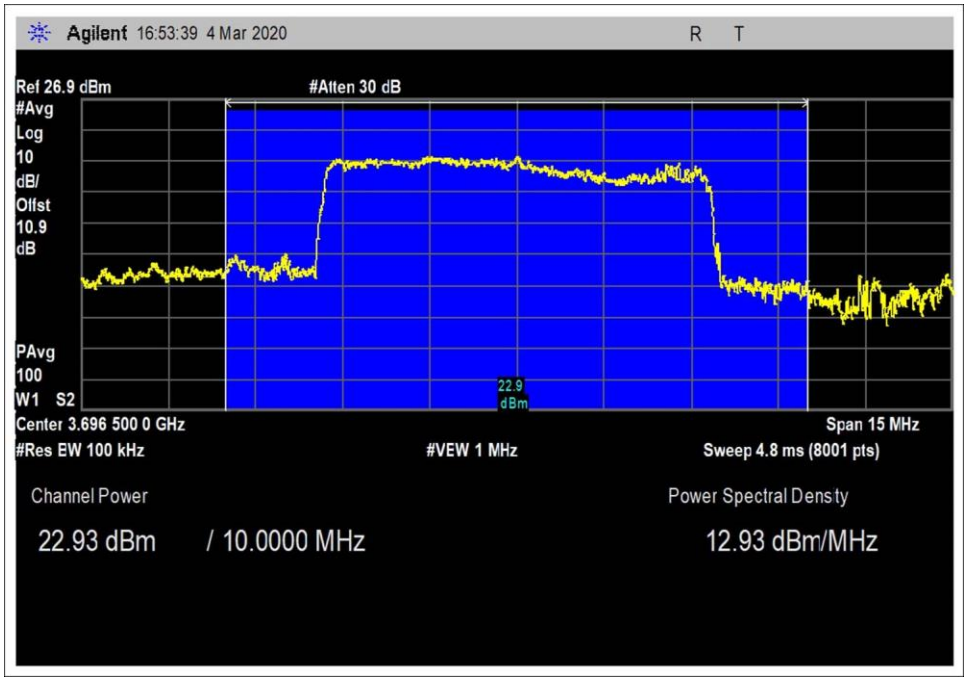

High Channel

Channel Bandwidth 10MHz

QAM16

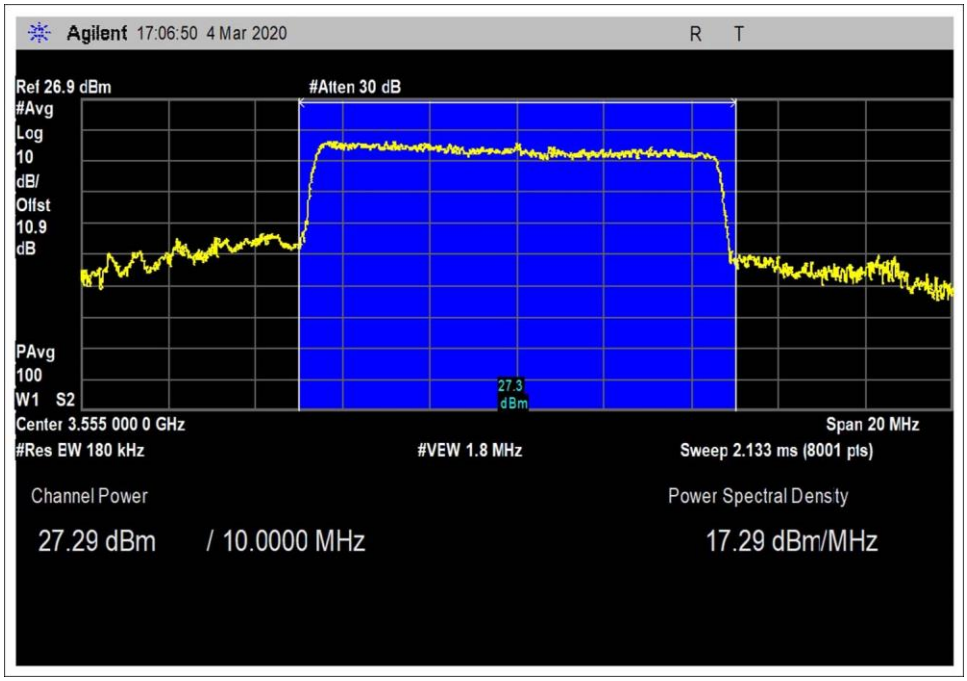

Low Channel

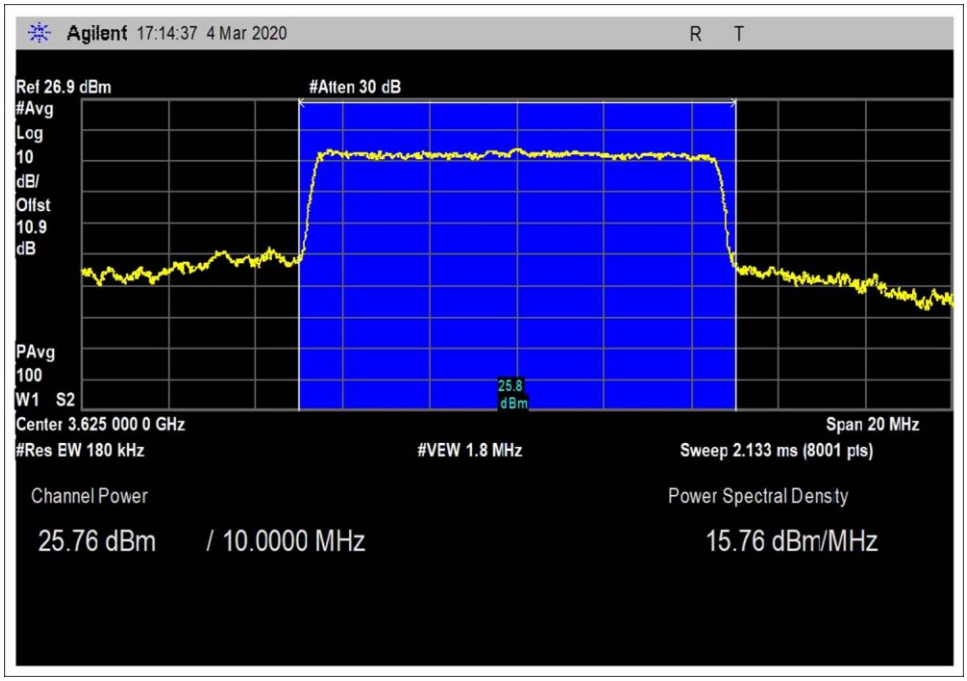

Middle Channel

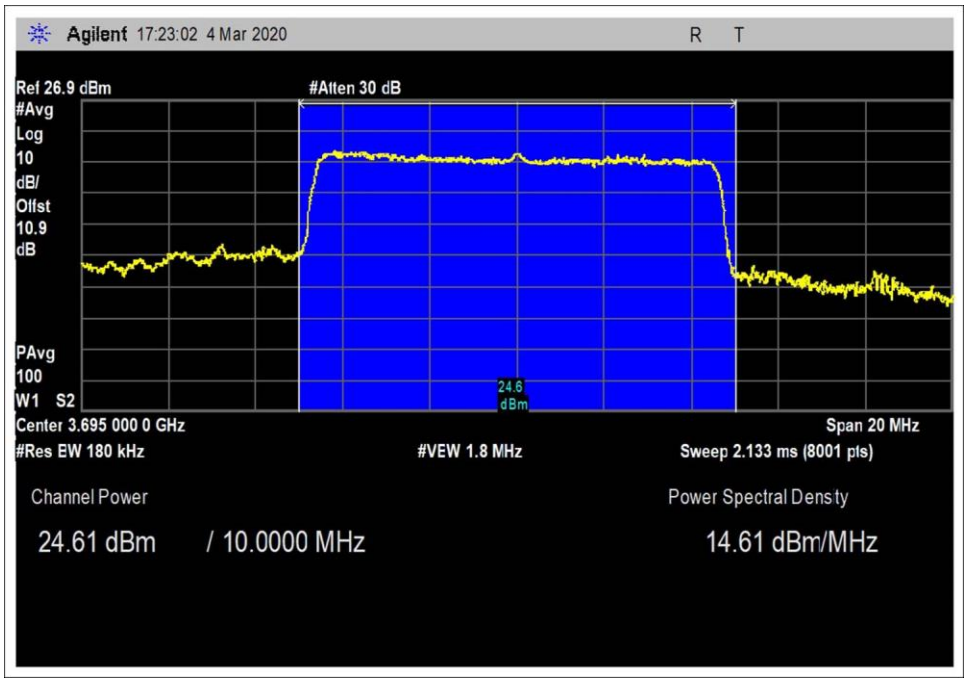

High Channel

QAM64

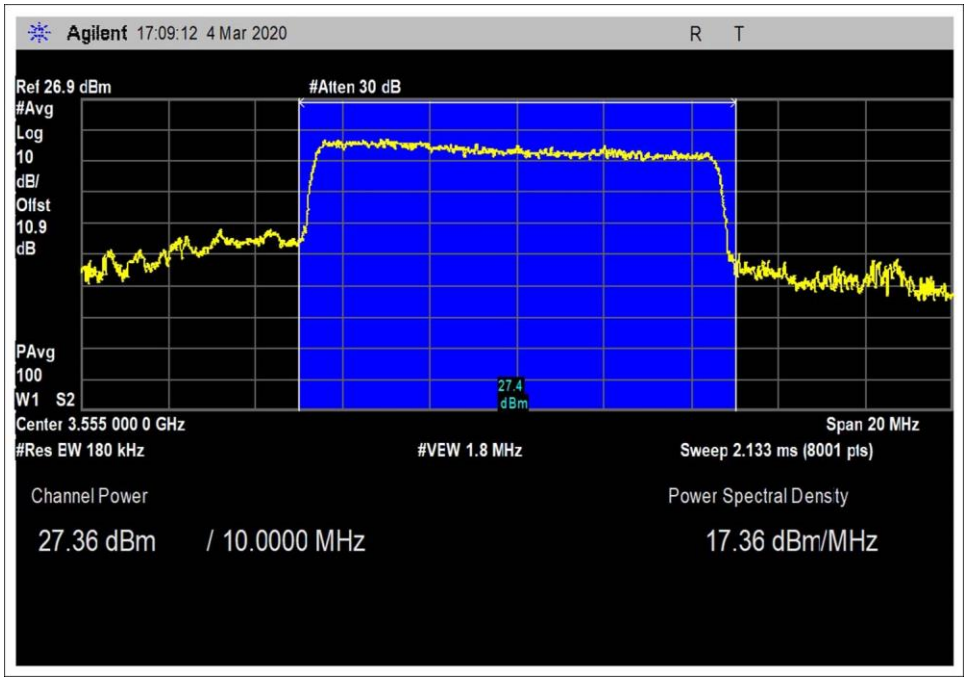

Low Channel

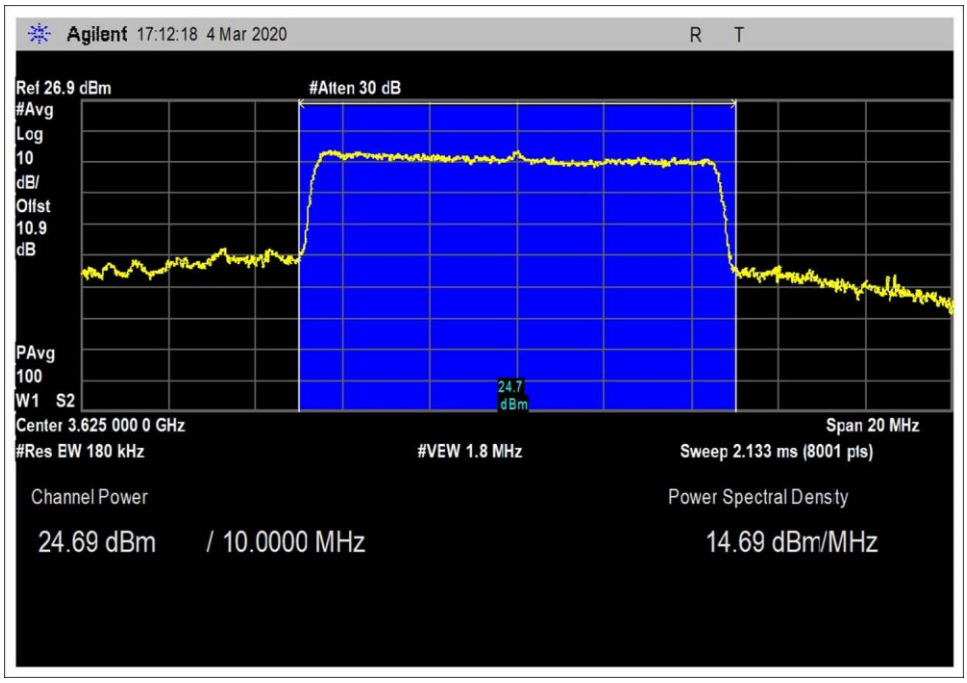

Middle Channel

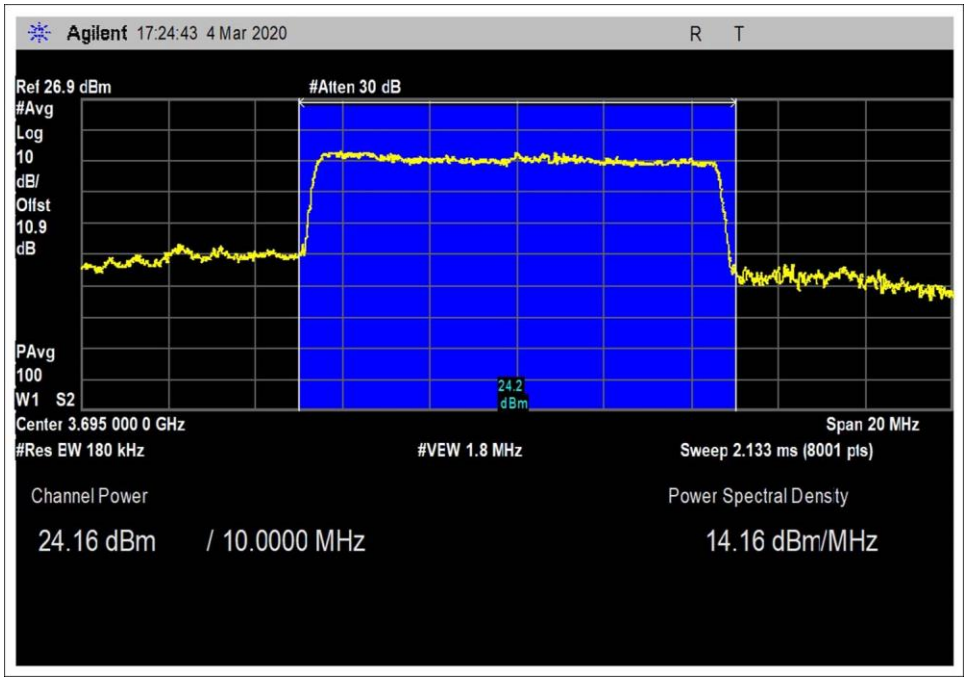

High Channel

QPSK

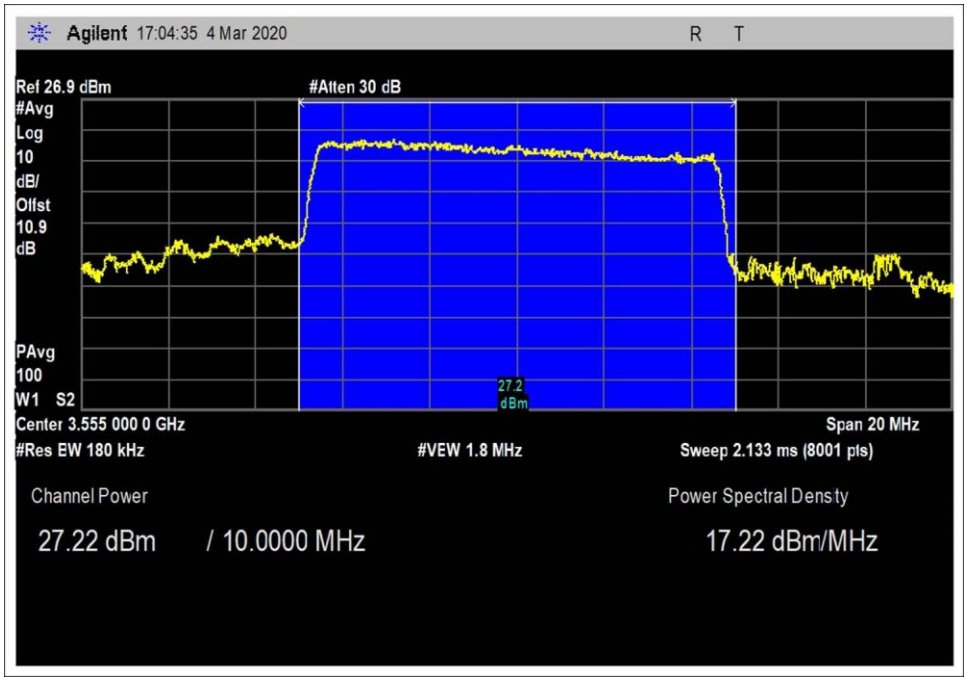

Low Channel

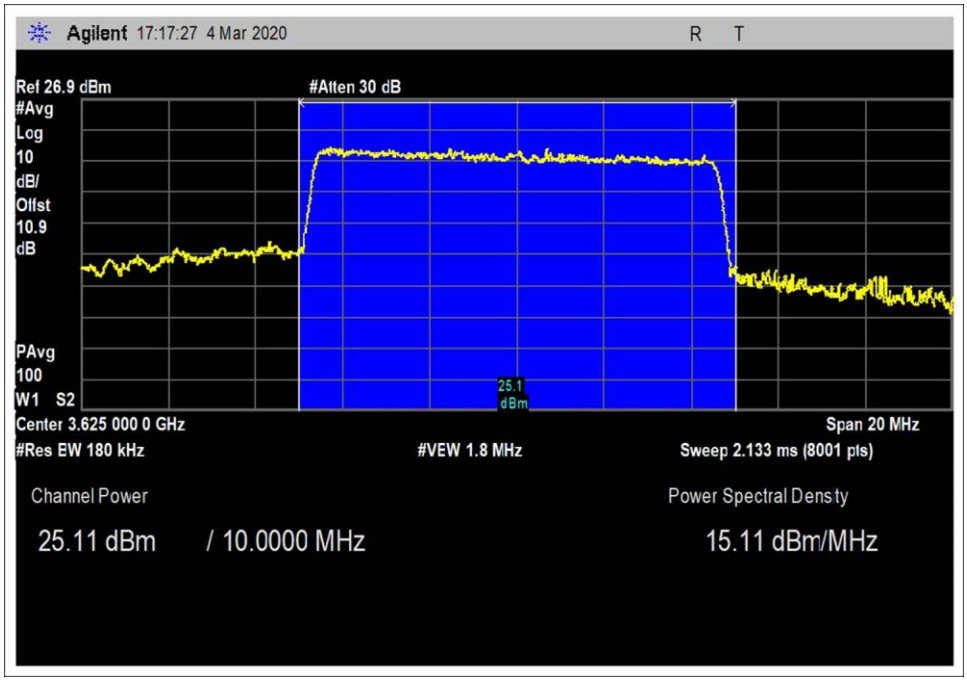

Middle Channel

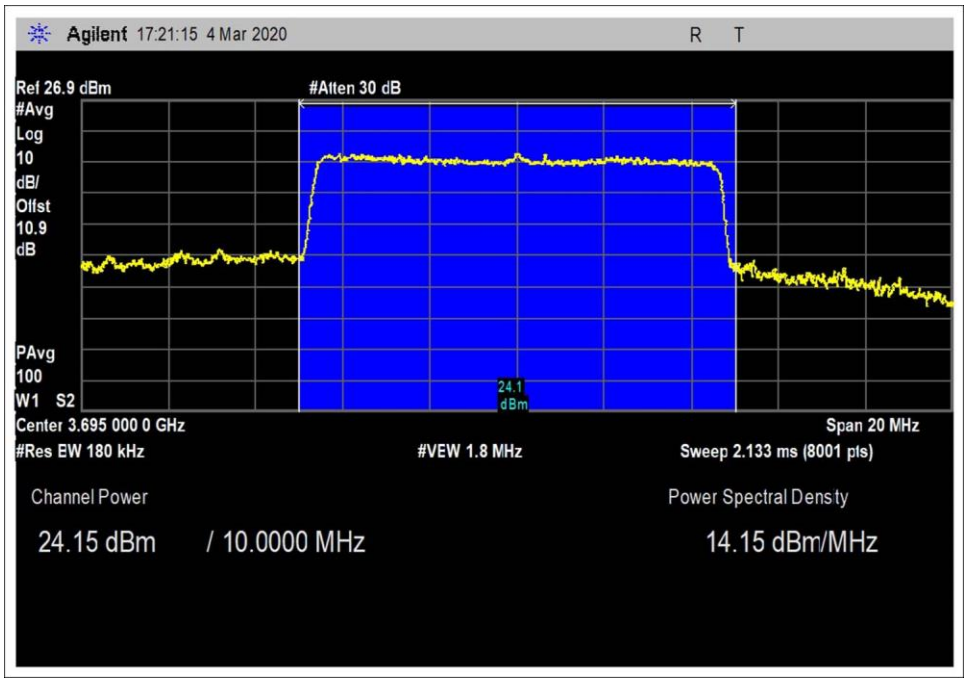

High Channel

Test Setup Photo(s)



96.41e Emissions Mask

Test Setup/Conditions			
Test Location:	Mariposa Lab A	Test Engineer:	Benny Lovan
Test Method:	ANSI C63.26 (2015), KDB 940660 DO1 Part 96 CBRS Eqpt v02 (April 19, 2019)	Test Date(s):	2/27/2020 – 3/4/2020
Configuration:	1		
Test Setup:	The EUT is connected directly to the spectrum analyzer through 10.9dB of loss from the attenuator/cable chain used for measurement. The loss of the attenuator/cable chain is accounted for with a reference level offset in the analyzer.		
Declaration:	Software output power setting was varied dependent upon channel bandwidth setting. See tables below for software setting. This section is shown with two plots in addition to tabular data. Plot 1 is for the 1st 1MHz band outside the channel and plot 2 is for 1MHz and beyond.		

Environmental Conditions			
Temperature (ºC)	24.1	Relative Humidity (%):	31

Test Equipment					
Asset#	**Description**	**Manufacturer**	**Model**	**Cal Date**	**Cal Due**
02668	Spectrum Analyzer	Agilent	E4446A	12/17/2019	12/17/2020
03356	Cable	AstroLab	32026-2-29094K-48TC	3/14/2019	3/14/2021
P06239	Attenuator	Weinschel	54A-10	12/18/2018	12/18/2020

3.5MHz Channel Width (Software Radio Power-Output 31)						
Frequency (MHz)	Band Edge	SA Reading (dBm)	*Total Band Edge (dBm)	RBW (kHz)	Limit (dBm)	Results
Modulation: QPSK						
Low Frequency: 3552.5 MHz						
3549.98	Low	-22.74	-21.313	100	-13	PASS
3540.25	Low	-41.2	-39.773	1000	-25	PASS
3549.25	Low	-15.7	-14.273	1000	-13	PASS
3554.62	High	-21.20	-19.773	100	-13	PASS
3555.75	High	-16.6	-15.173	1000	-13	PASS
3564.75	High	-41.2	-39.773	1000	-25	PASS
Middle Frequency: 3625 MHz						
3622.48	Low	-26.81	-25.383	100	-13	PASS
3612.75	Low	-41.5	-40.073	1000	-25	PASS
3621.75	Low	-19.2	-17.773	1000	-13	PASS
3627.12	High	-25.54	-24.113	100	-13	PASS
3628.25	High	-20.3	-18.873	1000	-13	PASS
3637.25	High	-41.8	-40.373	1000	-25	PASS
High Frequency: 3697.5 MHz						
3694.98	Low	-27.89	-26.463	100	-13	PASS
3685.25	Low	-42	-40.573	1000	-25	PASS
3694.25	Low	-20.7	-19.273	1000	-13	PASS
3699.62	High	-26.86	-25.433	100	-13	PASS
3700.75	High	-21.8	-20.373	1000	-13	PASS
3709.75	High	-42.2	-40.773	1000	-25	PASS
Modulation: QAM16						
Low Frequency: 3552.5 MHz						
3549.98	Low	-23.21	-21.783	100	-13	PASS
3540.25	Low	-41.2	-39.773	1000	-25	PASS
3549.25	Low	-15.7	-14.273	1000	-13	PASS
3554.62	High	-21.10	-19.673	100	-13	PASS
3555.75	High	-16.7	-15.273	1000	-13	PASS
3564.75	High	-41.3	-39.873	1000	-25	PASS
Middle Frequency: 3625 MHz						
3622.48	Low	-26.93	-25.503	100	-13	PASS
3612.75	Low	-41.6	-40.173	1000	-25	PASS
3621.75	Low	-19.2	-17.773	1000	-13	PASS
3627.12	High	-25.39	-23.963	100	-13	PASS
3628.25	High	-20.4	-18.973	1000	-13	PASS
3637.25	High	-41.8	-40.373	1000	-25	PASS
High Frequency: 3697.5 MHz						
3694.98	Low	-28.08	-26.653	100	-13	PASS
3685.25	Low	-42.1	-40.673	1000	-25	PASS
3694.25	Low	-20.7	-19.273	1000	-13	PASS

Frequency (MHz)	Band Edge	SA Reading (dBm)	*Total Band Edge (dBm)	RBW (kHz)	Limit (dBm)	Results
3699.62	High	-26.82	-25.393	100	-13	PASS
3700.75	High	-21.7	-20.273	1000	-13	PASS
3709.75	High	-42.3	-40.873	1000	-25	PASS
Modulation: QAM64						
Low Frequency: 3552.5 MHz						
3549.98	Low	-22.71	-21.283	100	-13	PASS
3540.25	Low	-41.3	-39.873	1000	-25	PASS
3549.25	Low	-15.5	-14.073	1000	-13	PASS
3554.62	High	-20.98	-19.553	100	-13	PASS
3555.75	High	-16.3	-14.873	1000	-13	PASS
3564.75	High	-41.3	-39.873	1000	-25	PASS
Middle Frequency: 3625 MHz						
3622.48	Low	-26.74	-25.313	100	-13	PASS
3612.75	Low	-41.6	-40.173	1000	-25	PASS
3621.75	Low	-19.4	-17.973	1000	-13	PASS
3627.12	High	-25.42	-23.993	100	-13	PASS
3628.25	High	-20.4	-18.973	1000	-13	PASS
3637.25	High	-41.8	-40.373	1000	-25	PASS
High Frequency: 3697.5 MHz						
3694.98	Low	-27.78	-26.353	100	-13	PASS
3685.25	Low	-42.1	-40.673	1000	-25	PASS
3694.25	Low	-20.7	-19.273	1000	-13	PASS
3699.62	High	-26.69	-25.263	100	-13	PASS
3700.75	High	-22	-20.573	1000	-13	PASS
3709.75	High	-42.2	-40.773	1000	-25	PASS

*- Total Band Edge (dBm) = SA Reading + 10LOG(1/Duty Cycle) were duty cycle was measured to be 72% = SA Reading + 1.427

5MHz Channel Width (Software Radio Power-Output 32)						
Frequency (MHz)	**Band Edge**	**SA Reading (dBm)**	***Total Band Edge (dBm)**	**RBW (kHz)**	**Limit (dBm)**	**Results**
Modulation: QPSK						
Low Frequency: 3552.5 MHz						
3548.99	Low	-24.97	-23.543	100	-13	PASS
3539.5	Low	-40.2	-38.773	1000	-25	PASS
3548.5	Low	-16.1	-14.673	1000	-13	PASS
3555.51	High	-23.74	-22.313	100	-13	PASS
3556.5	High	-16.3	-14.873	1000	-13	PASS
3565.5	High	-40.2	-38.773	1000	-25	PASS
Middle Frequency: 3625 MHz						
3621.47	Low	-26.19	-24.763	100	-13	PASS
3612	Low	-41	-39.573	1000	-25	PASS
3621	Low	-20.2	-18.773	1000	-13	PASS
3628.02	High	-25.23	-23.803	100	-13	PASS
3629	High	-20.7	-19.273	1000	-13	PASS
3638	High	-41.2	-39.773	1000	-25	PASS
High Frequency: 3697.5 MHz						
3693.97	Low	-27.84	-26.413	100	-13	PASS
3684.5	Low	-41.3	-39.873	1000	-25	PASS
3693.5	Low	-20.2	-18.773	1000	-13	PASS
3700.52	High	-27.11	-25.683	100	-13	PASS
3701.5	High	-20.5	-19.073	1000	-13	PASS
3710.5	High	-41.4	-39.973	1000	-25	PASS
Modulation: QAM16						
Low Frequency: 3552.5 MHz						
3548.99	Low	-25.42	-23.993	100	-13	PASS
3539.5	Low	-40.1	-38.673	1000	-25	PASS
3548.5	Low	-16.3	-14.873	1000	-13	PASS
3555.51	High	-24.01	-22.583	100	-13	PASS
3556.5	High	-16.3	-14.873	1000	-13	PASS
3565.5	High	-40.4	-38.973	1000	-25	PASS
Middle Frequency: 3625 MHz						
3621.47	Low	-25.96	-24.533	100	-13	PASS
3612	Low	-41	-39.573	1000	-25	PASS
3621	Low	-20	-18.573	1000	-13	PASS
3628.02	High	-25.37	-23.943	100	-13	PASS
3629	High	-20.5	-19.073	1000	-13	PASS
3638	High	-41.1	-39.673	1000	-25	PASS
High Frequency: 3697.5 MHz						
3693.97	Low	-27.45	-26.023	100	-13	PASS
3684.5	Low	-41.2	-39.773	1000	-25	PASS
3693.5	Low	-20.1	-18.673	1000	-13	PASS

Frequency (MHz)	Band Edge	SA Reading (dBm)	*Total Band Edge (dBm)	RBW (kHz)	Limit (dBm)	Results
3700.52	High	-27.32	-25.893	100	-13	PASS
3701.5	High	-20.7	-19.273	1000	-13	PASS
3710.5	High	-41.5	-40.073	1000	-25	PASS
Modulation: QAM64						
Low Frequency: 3552.5 MHz						
3548.99	Low	-26.12	-24.693	100	-13	PASS
3539.5	Low	-40.1	-38.673	1000	-25	PASS
3548.5	Low	-16.3	-14.873	1000	-13	PASS
3555.51	High	-24.63	-23.203	100	-13	PASS
3556.5	High	-16.7	-15.273	1000	-13	PASS
3565.5	High	-40.5	-39.073	1000	-25	PASS
Middle Frequency: 3625 MHz						
3621.47	Low	-25.98	-24.553	100	-13	PASS
3612	Low	-41	-39.573	1000	-25	PASS
3621	Low	-20.1	-18.673	1000	-13	PASS
3628.02	High	-25.45	-24.023	100	-13	PASS
3629	High	-20.3	-18.873	1000	-13	PASS
3638	High	-41.2	-39.773	1000	-25	PASS
High Frequency: 3697.5 MHz						
3693.97	Low	-27.56	-26.133	100	-13	PASS
3684.5	Low	-41.2	-39.773	1000	-25	PASS
3693.5	Low	-20	-18.573	1000	-13	PASS
3700.52	High	-27.09	-25.663	100	-13	PASS
3701.5	High	-20.7	-19.273	1000	-13	PASS
3710.5	High	-41.4	-39.973	1000	-25	PASS

*- Total Band Edge (dBm) = SA Reading + 10LOG(1/Duty Cycle) were duty cycle was measured to be 72% = SA Reading + 1.427

7MHz Channel Width (Software Radio Power-Output 32)						
Frequency (MHz)	**Band Edge**	**SA Reading (dBm)**	***Total Band Edge (dBm)**	**RBW (kHz)**	**Limit (dBm)**	**Results**
Modulation: QPSK						
Low Frequency: 3553.5 MHz						
3549.49	Low	-24.97	-23.543	100	-13	PASS
3539.5	Low	-36.1	-34.673	1000	-25	PASS
3548.5	Low	-16.6	-15.173	1000	-13	PASS
3557.32	High	-25.86	-24.433	100	-13	PASS
3558.5	High	-17.6	-16.173	1000	-13	PASS
3567.5	High	-34.1	-32.673	1000	-25	PASS
Middle Frequency: 3625 MHz						
3620.99	Low	-26.55	-25.123	100	-13	PASS
3611	Low	-38.4	-36.973	1000	-25	PASS
3620	Low	-20.3	-18.873	1000	-13	PASS
3628.82	High	-27.46	-26.033	100	-13	PASS
3630	High	-21.5	-20.073	1000	-13	PASS
3639	High	-38.6	-37.173	1000	-25	PASS
High Frequency: 3696.5 MHz						
3692.49	Low	-28.37	-26.943	100	-13	PASS
3682.5	Low	-38.7	-37.273	1000	-25	PASS
3691.5	Low	-20.7	-19.273	1000	-13	PASS
3700.32	High	-30.08	-28.653	100	-13	PASS
3701.5	High	-22.1	-20.673	1000	-13	PASS
3710.5	High	-38.8	-37.373	1000	-25	PASS
Modulation: QAM16						
Low Frequency: 3553.5 MHz						
3549.49	Low	-25.03	-23.603	100	-13	PASS
3539.5	Low	-36.1	-34.673	1000	-25	PASS
3548.5	Low	-16.5	-15.073	1000	-13	PASS
3557.32	High	-26.11	-24.683	100	-13	PASS
3558.5	High	-17.5	-16.073	1000	-13	PASS
3567.5	High	-33.8	-32.373	1000	-25	PASS
Middle Frequency: 3625 MHz						
3620.99	Low	-26.71	-25.283	100	-13	PASS
3611	Low	-38.2	-36.773	1000	-25	PASS
3620	Low	-20.4	-18.973	1000	-13	PASS
3628.82	High	-27.44	-26.013	100	-13	PASS
3630	High	-21.5	-20.073	1000	-13	PASS
3639	High	-38.6	-37.173	1000	-25	PASS
High Frequency: 3696.5 MHz						
3692.49	Low	-28.25	-26.823	100	-13	PASS
3682.5	Low	-38.6	-37.173	1000	-25	PASS
3691.5	Low	-20.5	-19.073	1000	-13	PASS

Frequency (MHz)	Band Edge	SA Reading (dBm)	*Total Band Edge (dBm)	RBW (kHz)	Limit (dBm)	Results
3700.32	High	-30.16	-28.733	100	-13	PASS
3701.5	High	-21.9	-20.473	1000	-13	PASS
3710.5	High	-38.8	-37.373	1000	-25	PASS
Modulation: QAM64						
Low Frequency: 3553.5 MHz						
3549.49	Low	-25.18	-23.753	100	-13	PASS
3539.5	Low	-35.7	-34.273	1000	-25	PASS
3548.5	Low	-16.4	-14.973	1000	-13	PASS
3557.32	High	-26.04	-24.613	100	-13	PASS
3558.5	High	-17.1	-15.673	1000	-13	PASS
3567.5	High	-36.5	-35.073	1000	-25	PASS
Middle Frequency: 3625 MHz						
3620.99	Low	-26.37	-24.943	100	-13	PASS
3611	Low	-38.5	-37.073	1000	-25	PASS
3620	Low	-20.4	-18.973	1000	-13	PASS
3628.82	High	-27.37	-25.943	100	-13	PASS
3630	High	-21.9	-20.473	1000	-13	PASS
3639	High	-38.6	-37.173	1000	-25	PASS
High Frequency: 3696.5 MHz						
3692.49	Low	-28.12	-26.693	100	-13	PASS
3682.5	Low	-38.5	-37.073	1000	-25	PASS
3691.5	Low	-20.5	-19.073	1000	-13	PASS
3700.32	High	-29.95	-28.523	100	-13	PASS
3701.5	High	-21.8	-20.373	1000	-13	PASS
3710.5	High	-38.8	-37.373	1000	-25	PASS

*- Total Band Edge (dBm) = SA Reading + 10LOG(1/Duty Cycle) were duty cycle was measured to be 72% = SA Reading + 1.427

10MHz Channel Width (Software Radio Power-Output 33)						
Frequency (MHz)	**Band Edge**	**SA Reading (dBm)**	***Total Band Edge (dBm)**	**RBW (kHz)**	**Limit (dBm)**	**Results**
Modulation: QPSK						
Low Frequency: 3555 MHz						
3549.48	Low	-26.46	-25.033	100	-13	PASS
3539.5	Low	-33	-31.573	1000	-25	PASS
3549	Low	-16.8	-15.373	1000	-13	PASS
3560.38	High	-26.73	-25.303	100	-13	PASS
3561	High	-17.7	-16.273	1000	-13	PASS
3570.5	High	-35.3	-33.873	1000	-25	PASS
Middle Frequency: 3625 MHz						
3619.48	Low	-27.28	-25.853	100	-13	PASS
3609.5	Low	-35.3	-33.873	1000	-25	PASS
3619	Low	-19	-17.573	1000	-13	PASS
3630.38	High	-27.18	-25.753	100	-13	PASS
3631	High	-19.9	-18.473	1000	-13	PASS
3640.5	High	-36.9	-35.473	1000	-25	PASS
High Frequency: 3695 MHz						
3689.48	Low	-28.74	-27.313	100	-13	PASS
3679.5	Low	-34.9	-33.473	1000	-25	PASS
3689	Low	-19.1	-17.673	1000	-13	PASS
3700.38	High	-29.29	-27.863	100	-13	PASS
3701	High	-20.3	-18.873	1000	-13	PASS
3710.5	High	-36.6	-35.173	1000	-25	PASS
Modulation: QAM16						
Low Frequency: 3555 MHz						
3549.48	Low	-25.71	-24.283	100	-13	PASS
3539.5	Low	-32.9	-31.473	1000	-25	PASS
3549	Low	-16.7	-15.273	1000	-13	PASS
3560.38	High	-26.25	-24.823	100	-13	PASS
3561	High	-17.9	-16.473	1000	-13	PASS
3570.5	High	-35.2	-33.773	1000	-25	PASS
Middle Frequency: 3625 MHz						
3619.48	Low	-28.92	-27.493	100	-13	PASS
3609.5	Low	-35.4	-33.973	1000	-25	PASS
3619	Low	-19.2	-17.773	1000	-13	PASS
3630.38	High	-29.15	-27.723	100	-13	PASS
3631	High	-20	-18.573	1000	-13	PASS
3640.5	High	-36.9	-35.473	1000	-25	PASS
High Frequency: 3695 MHz						
3689.48	Low	-29.01	-27.583	100	-13	PASS
3679.5	Low	-34.8	-33.373	1000	-25	PASS
3689	Low	-19	-17.573	1000	-13	PASS

Frequency (MHz)	Band Edge	SA Reading (dBm)	*Total Band Edge (dBm)	RBW (kHz)	Limit (dBm)	Results
3700.38	High	-29.83	-28.403	100	-13	PASS
3701	High	-20.2	-18.773	1000	-13	PASS
3710.5	High	-36.5	-35.073	1000	-25	PASS
Modulation: QAM64						
Low Frequency: 3555 MHz						
3549.48	Low	-26.12	-24.693	100	-13	PASS
3539.5	Low	-32.7	-31.273	1000	-25	PASS
3549	Low	-16.4	-14.973	1000	-13	PASS
3560.38	High	-26.34	-24.913	100	-13	PASS
3561	High	-17.7	-16.273	1000	-13	PASS
3570.5	High	-35.2	-33.773	1000	-25	PASS
Middle Frequency: 3625 MHz						
3619.48	Low	-29.29	-27.863	100	-13	PASS
3609.5	Low	-33.4	-31.973	1000	-25	PASS
3619	Low	-17.8	-16.373	1000	-13	PASS
3630.38	High	-29.51	-28.083	100	-13	PASS
3631	High	-18.4	-16.973	1000	-13	PASS
3640.5	High	-35.2	-33.773	1000	-25	PASS
High Frequency: 3695 MHz						
3689.48	Low	-29.02	-27.593	100	-13	PASS
3679.5	Low	-34.8	-33.373	1000	-25	PASS
3689	Low	-18.9	-17.473	1000	-13	PASS
3700.38	High	-29.66	-28.233	100	-13	PASS
3701	High	-19.8	-18.373	1000	-13	PASS
3710.5	High	-36.5	-35.073	1000	-25	PASS

*- Total Band Edge (dBm) = SA Reading + 10LOG(1/Duty Cycle) were duty cycle was measured to be 72% = SA Reading + 1.427

Plot(s)

Channel Bandwidth 3.5MHz

QAM16

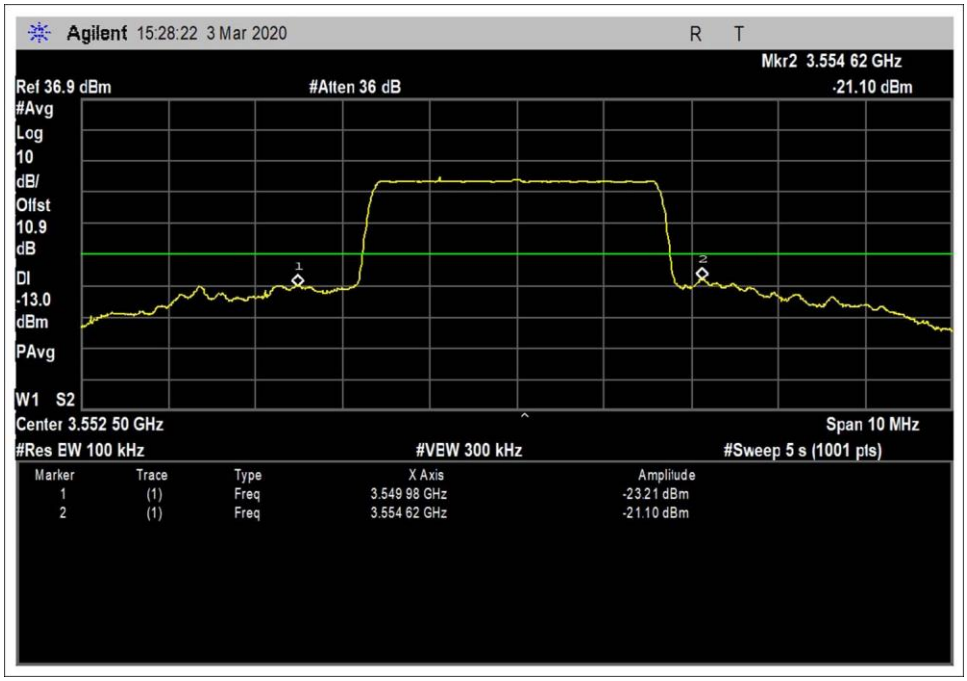

Low Channel

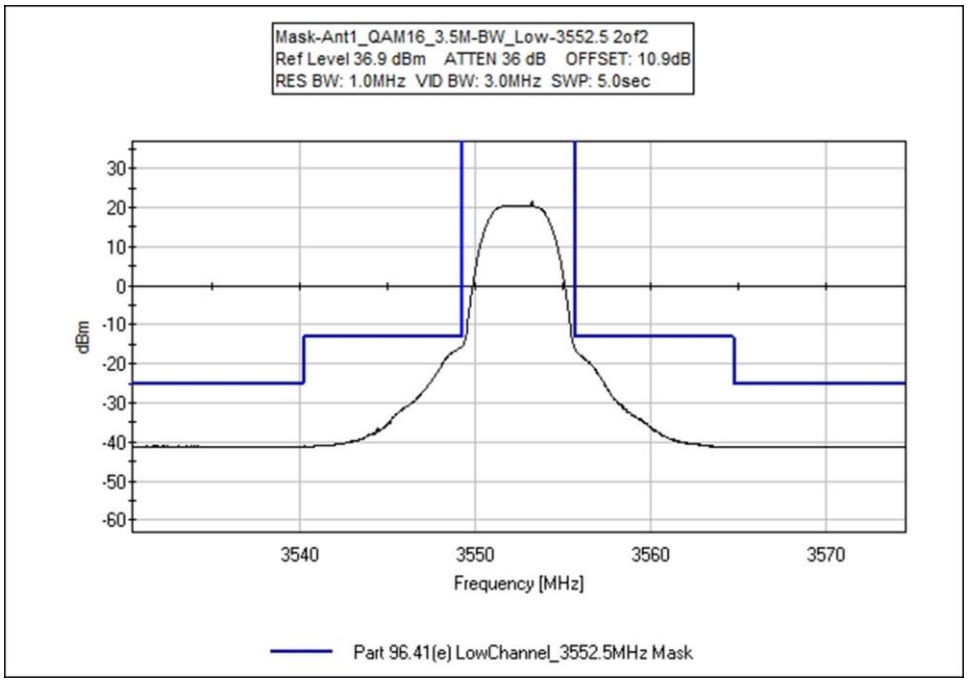

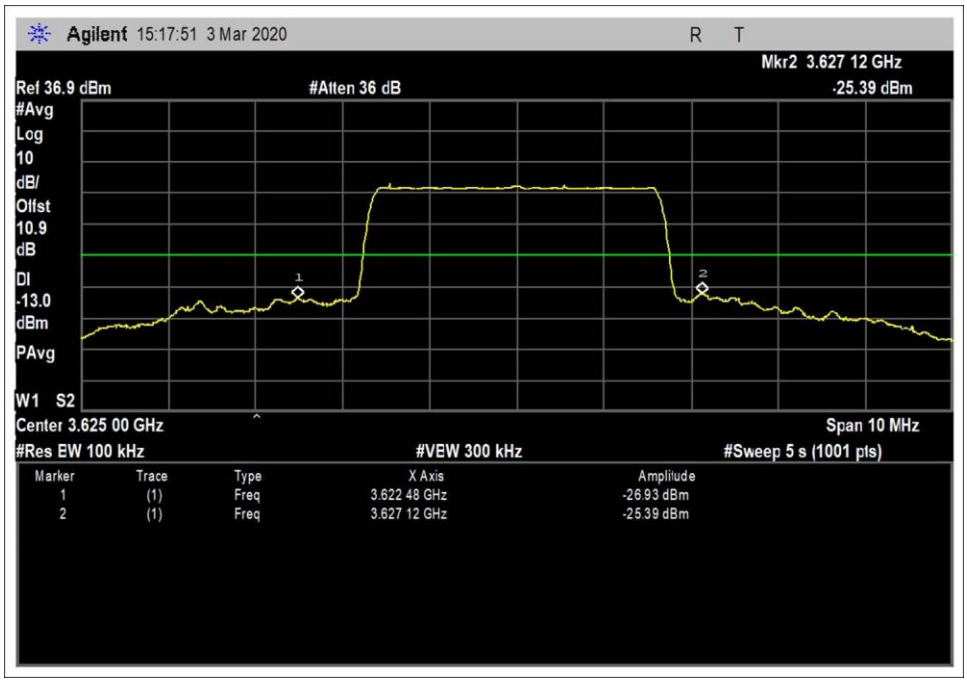

Middle Channel

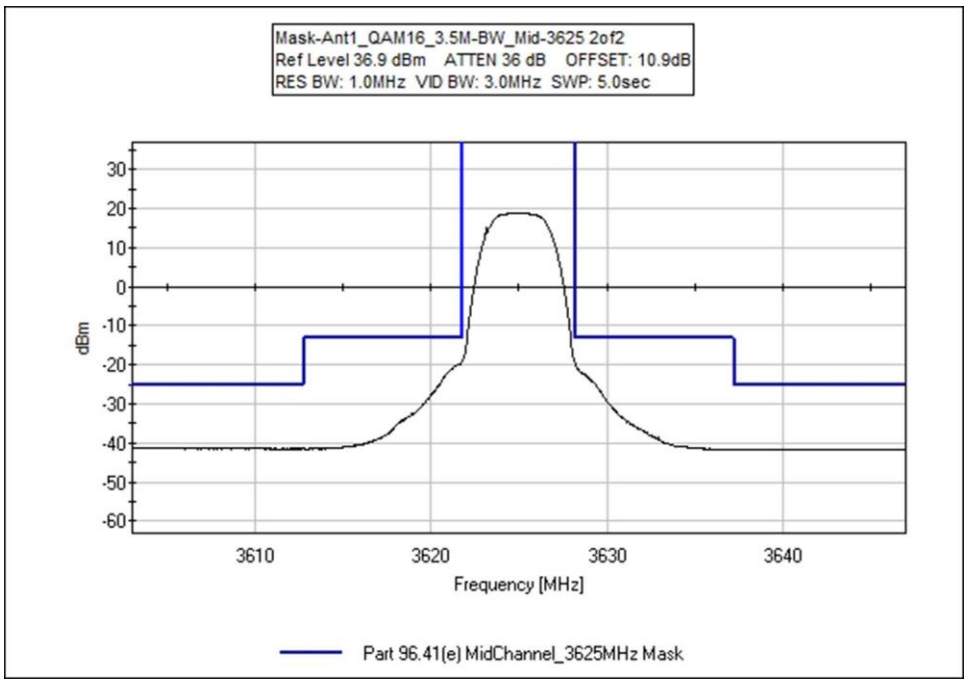

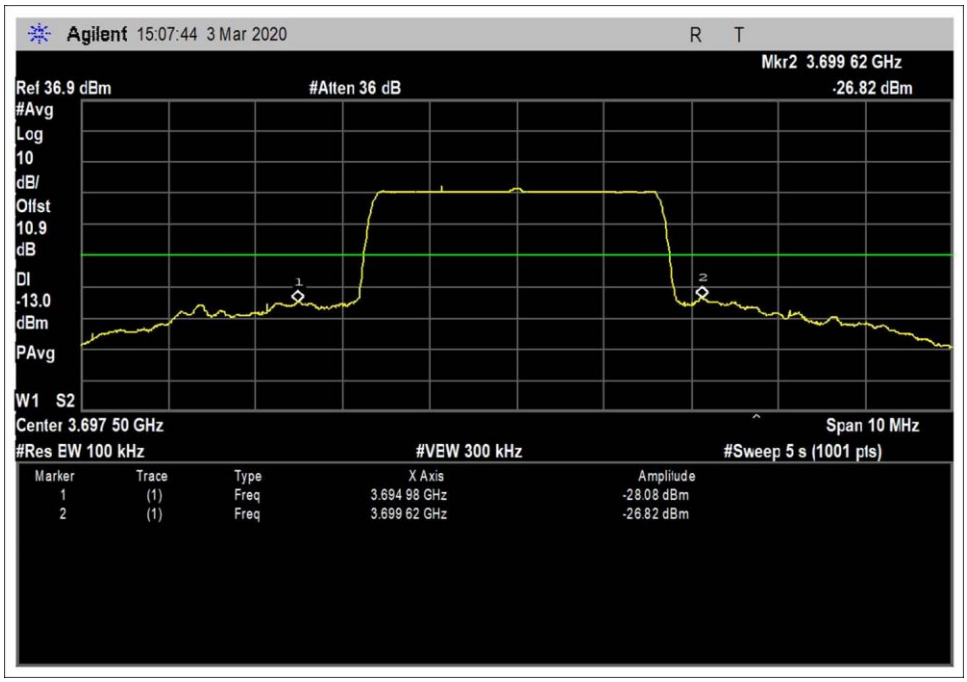

High Channel

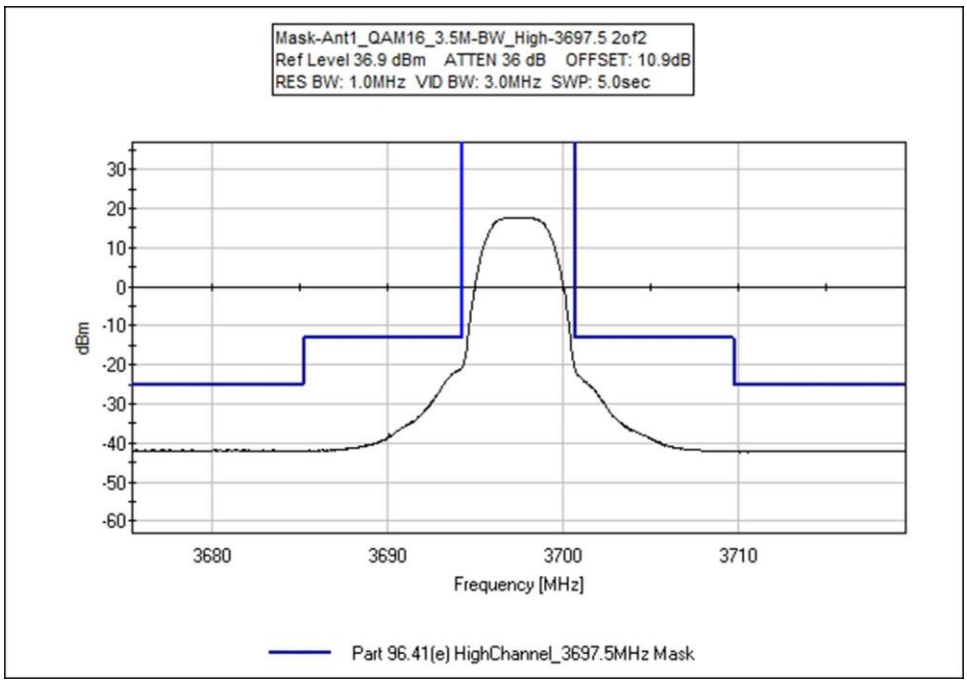

QAM64

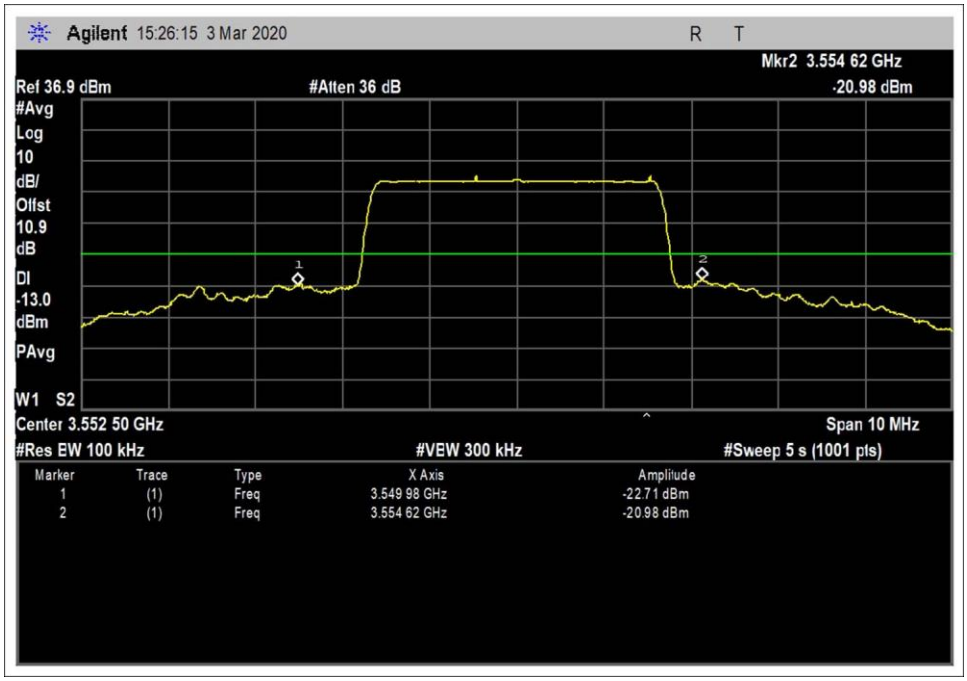

Low Channel

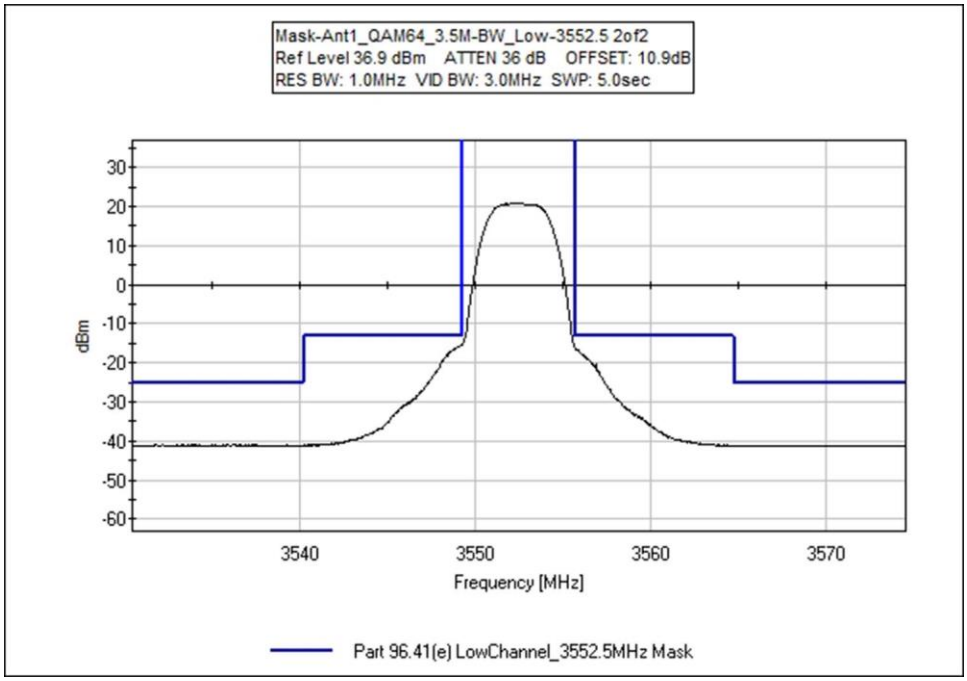

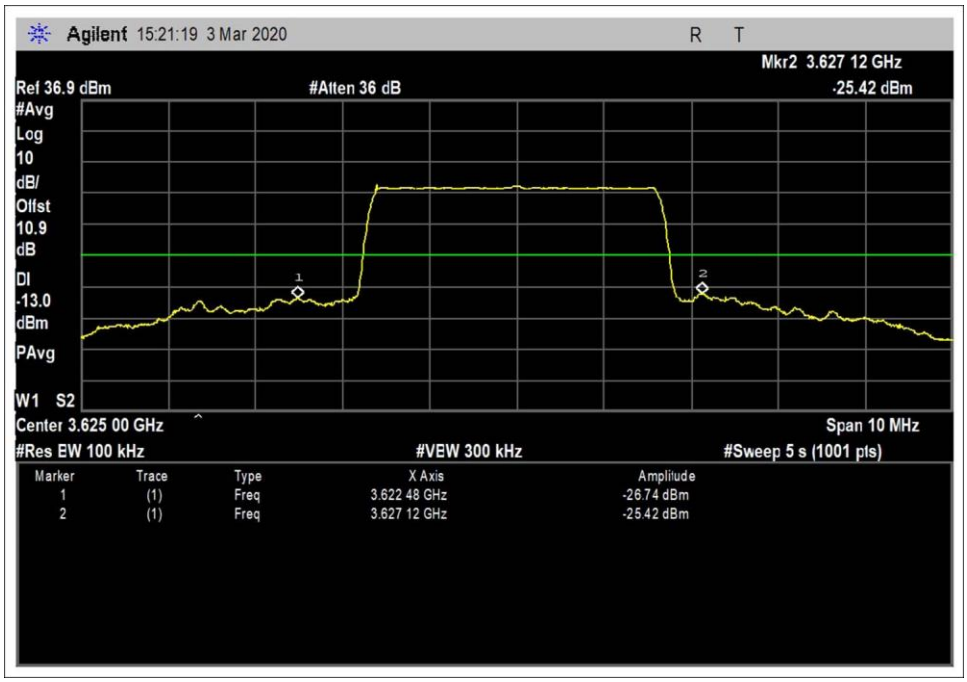

Middle Channel

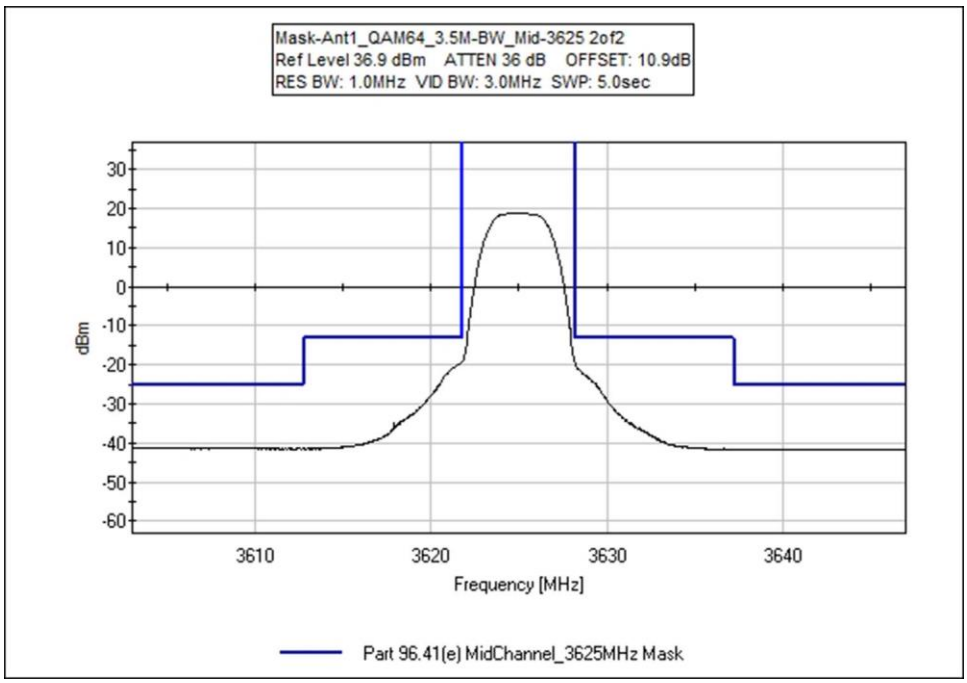

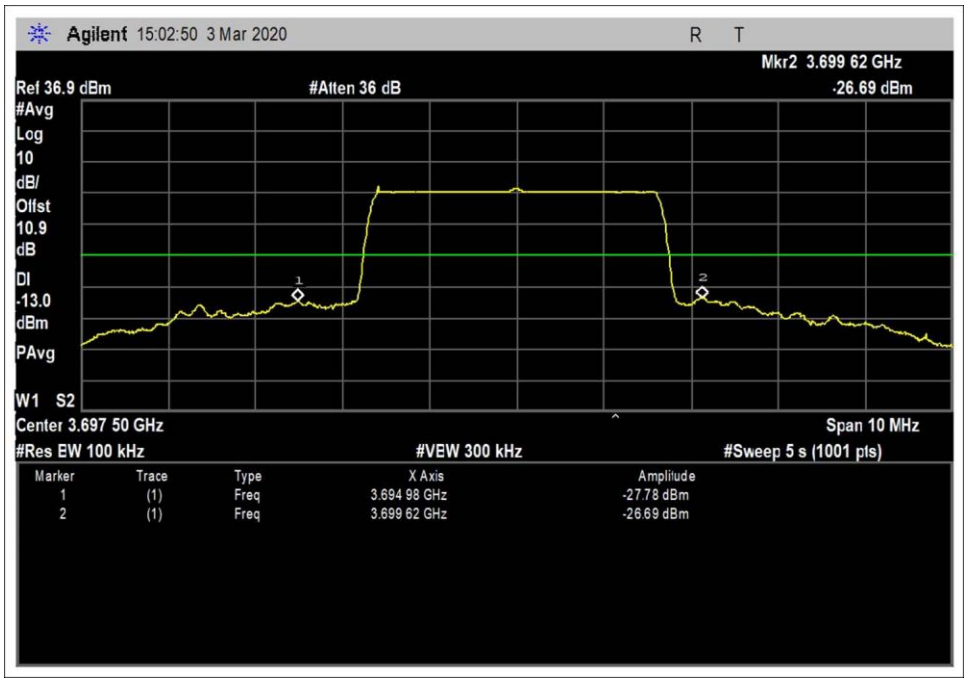

High Channel

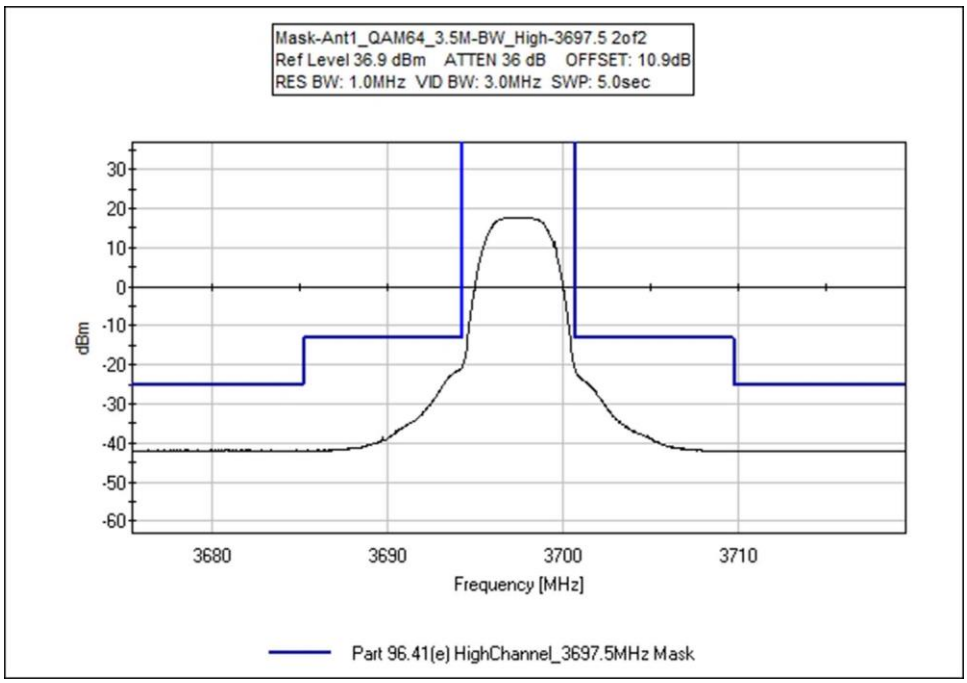

QPSK

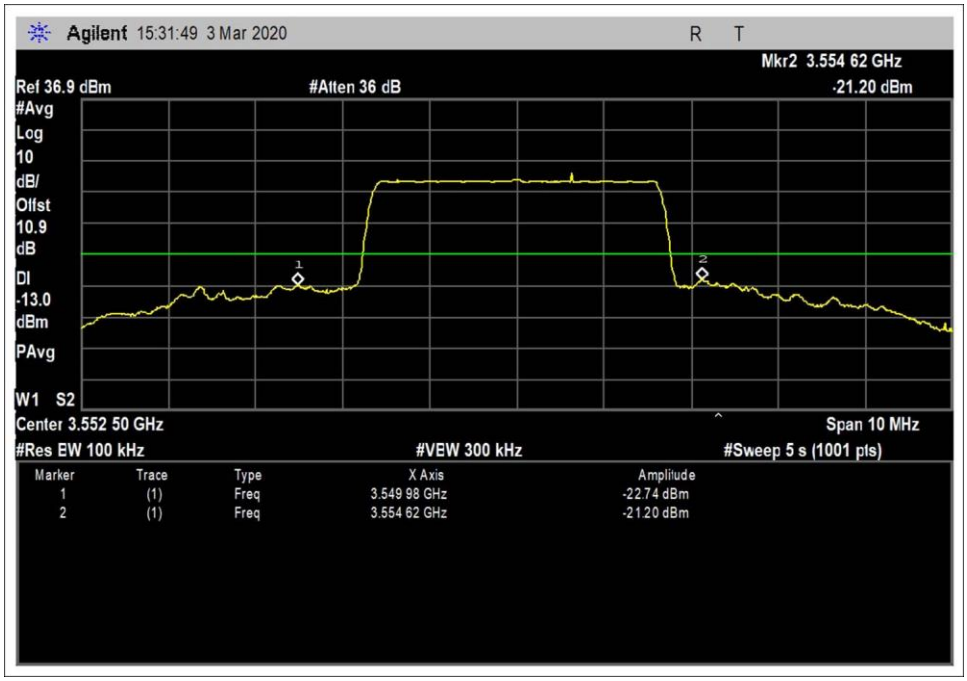

Low Channel

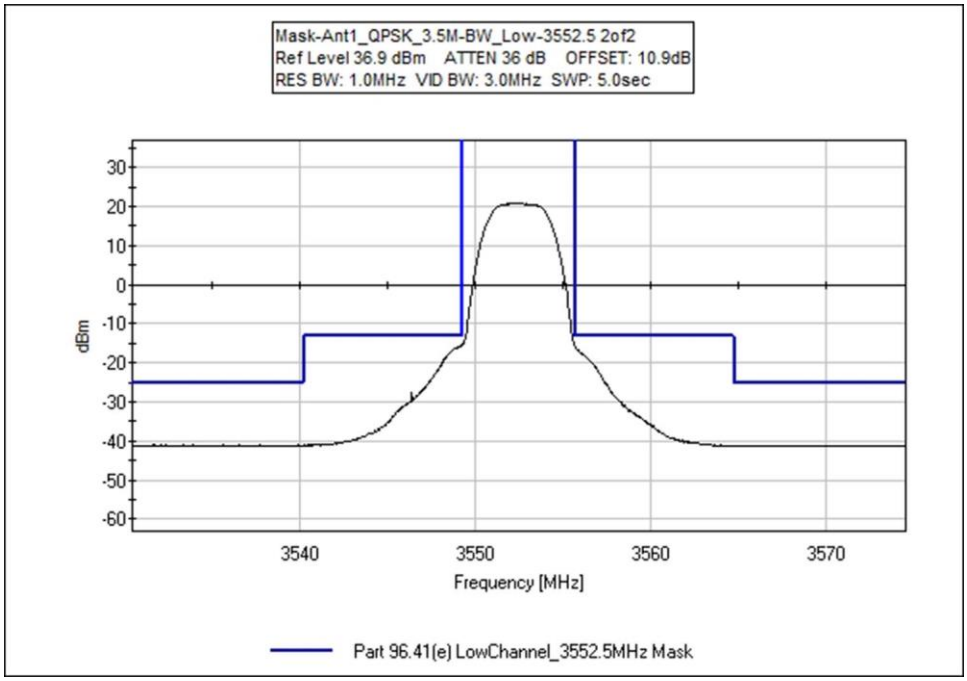

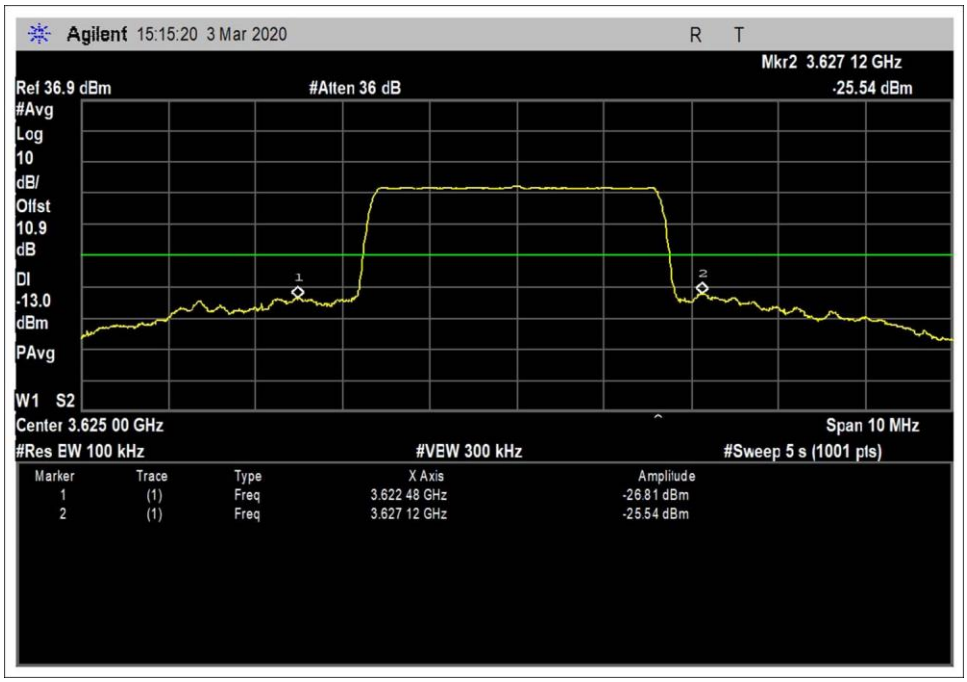

Middle Channel

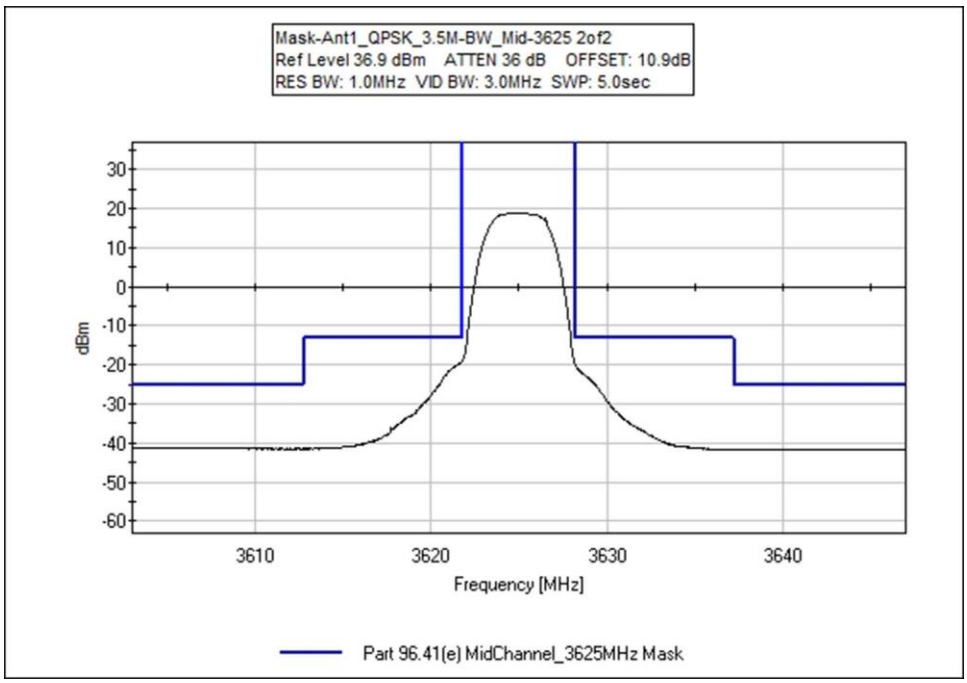

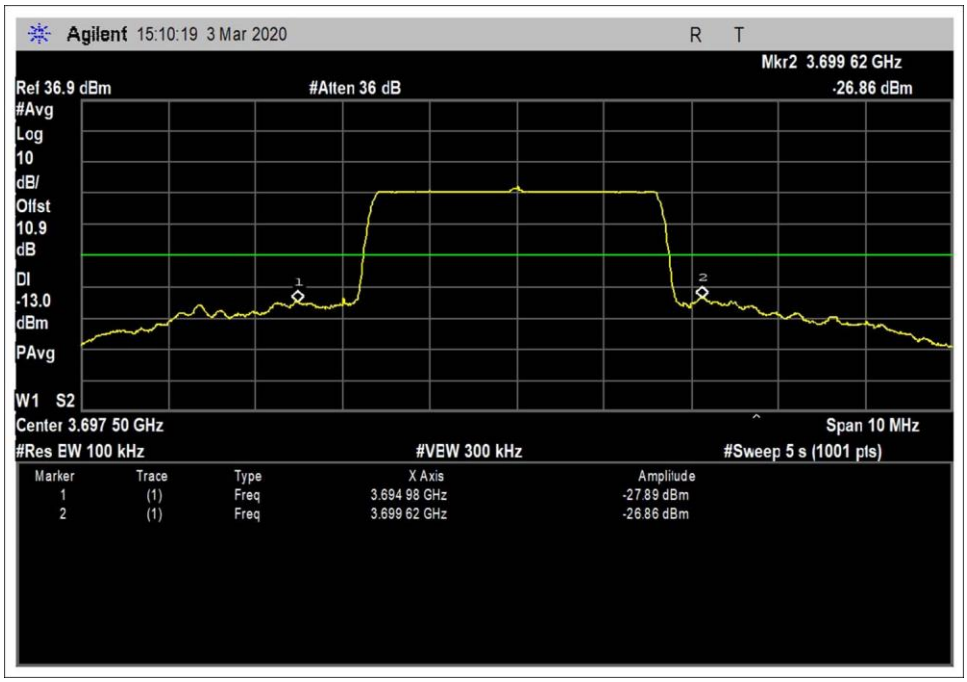

High Channel

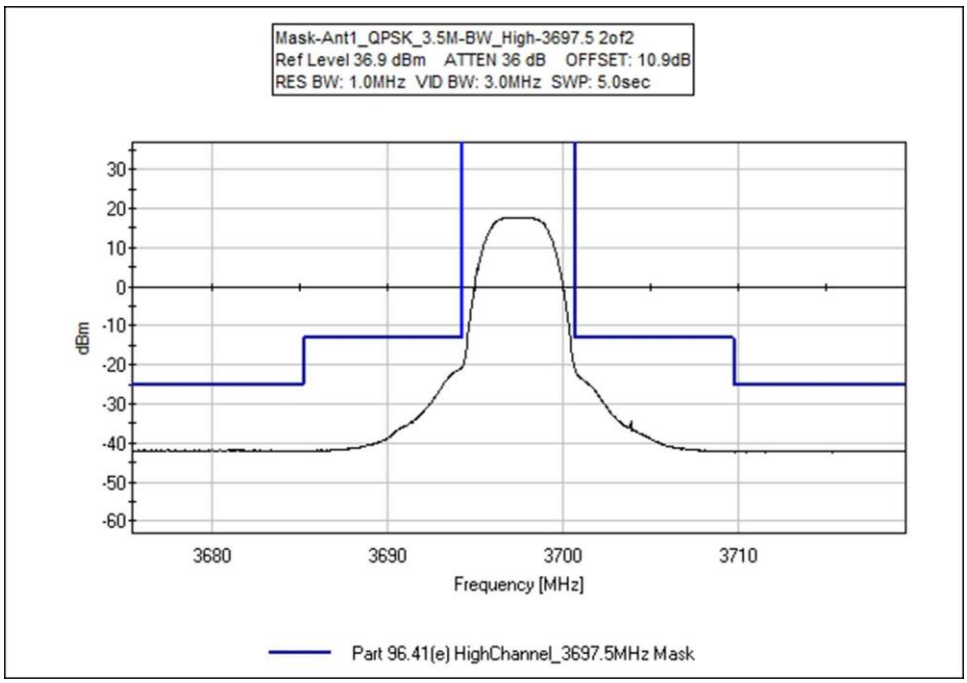

Channel Bandwidth 5MHz

QAM16

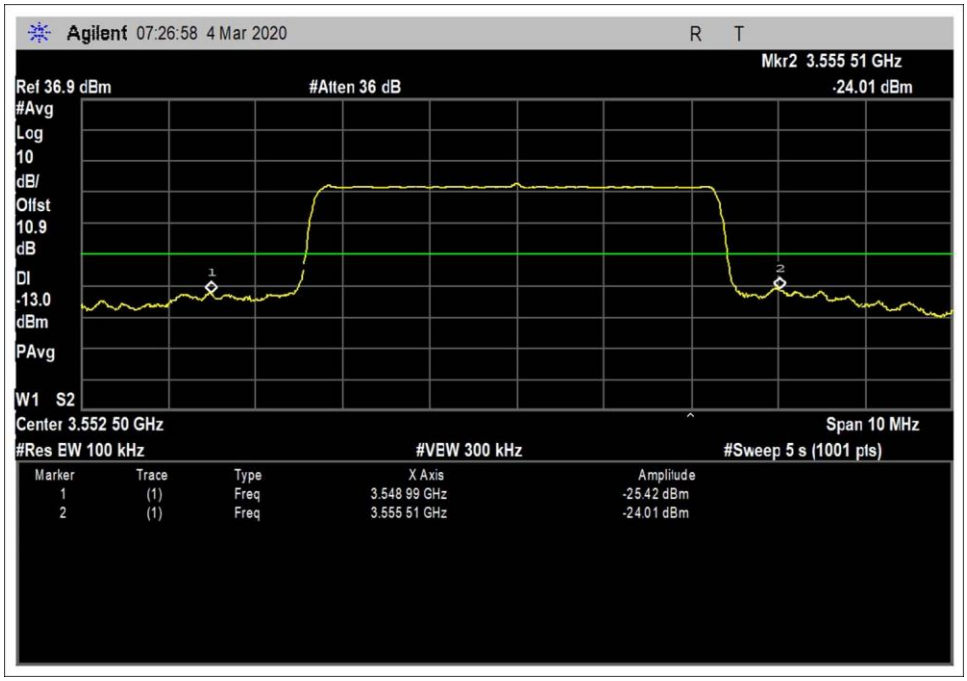

Low Channel

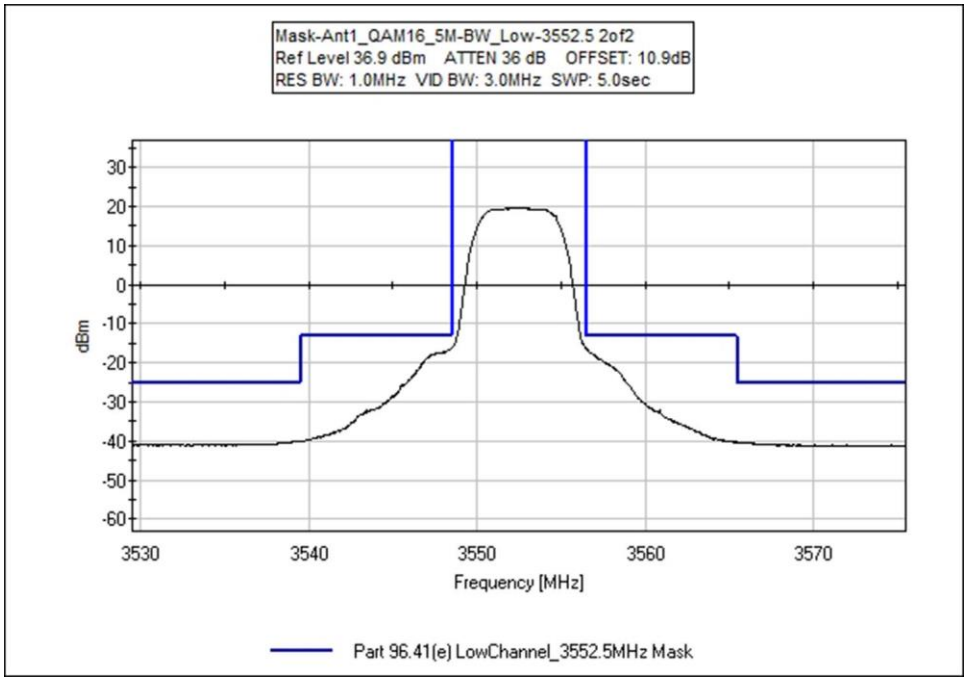

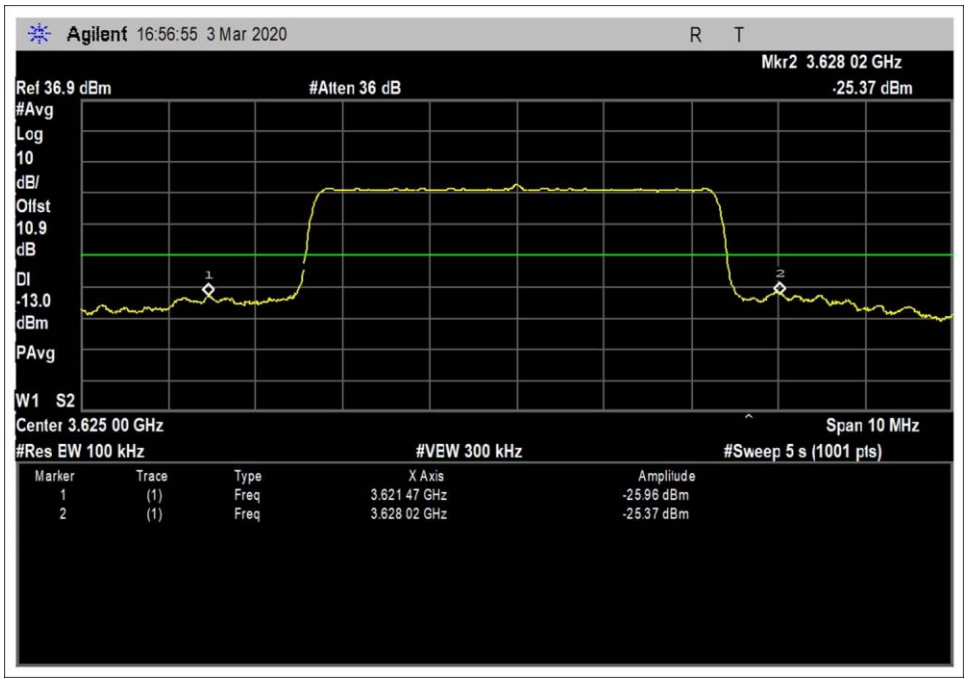

Middle Channel

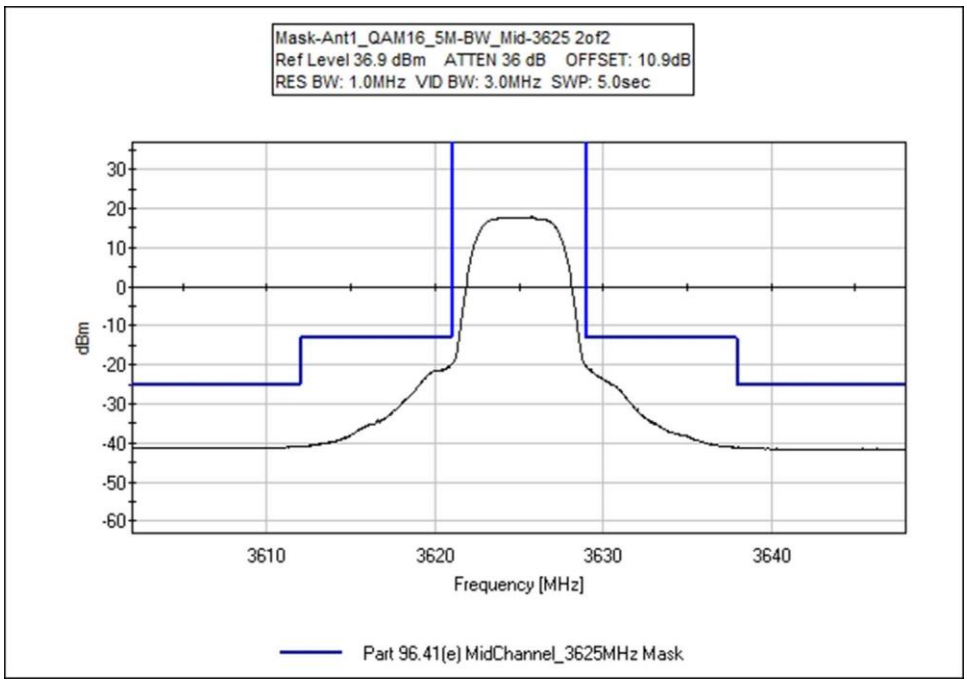

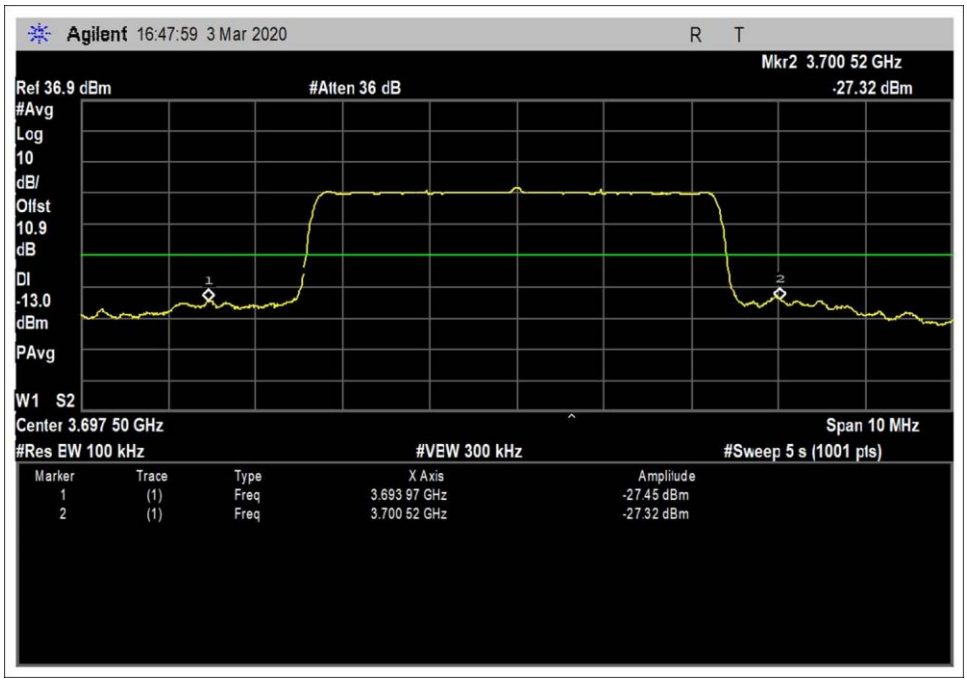
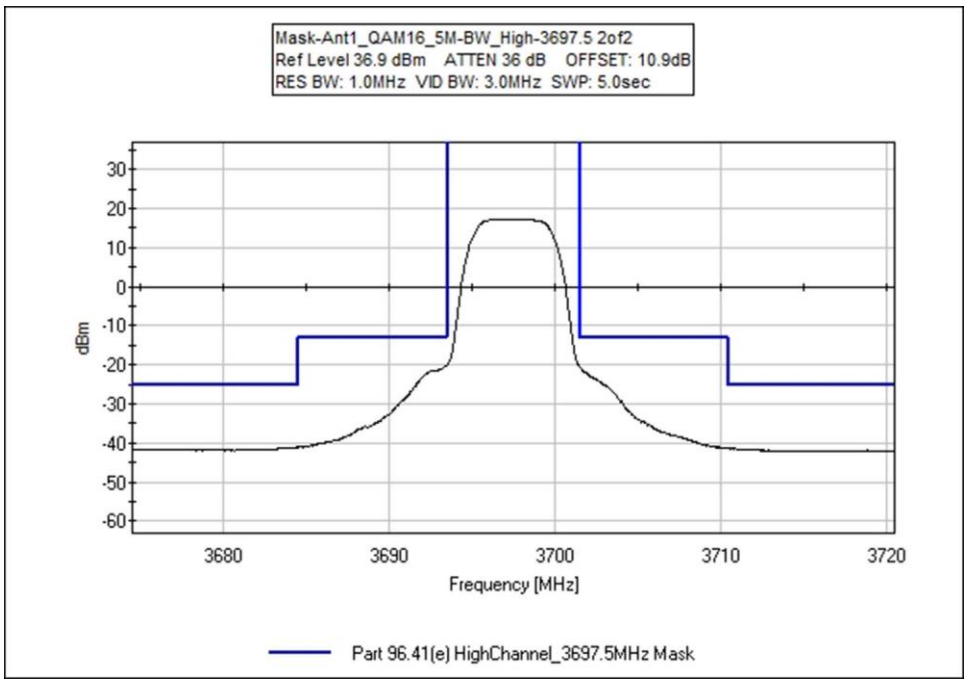
High Channel