**QAM64**

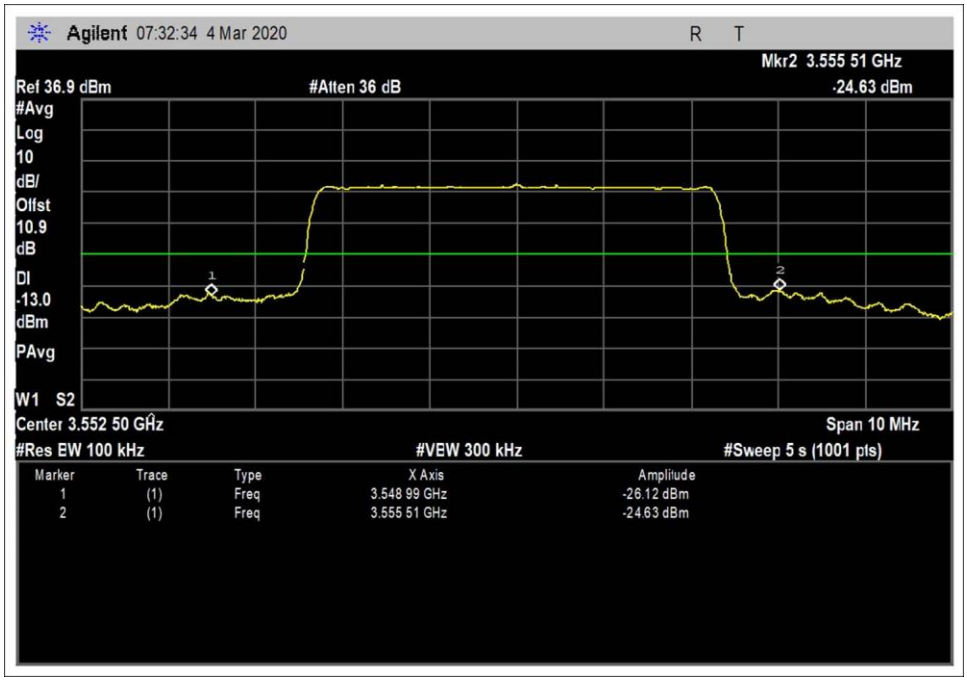


Low Channel

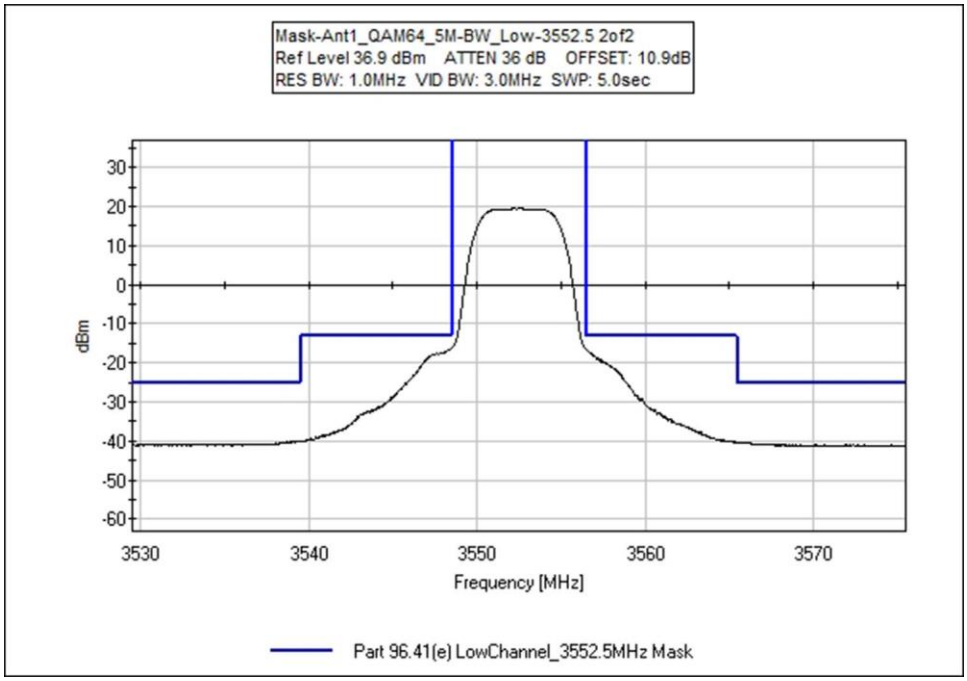

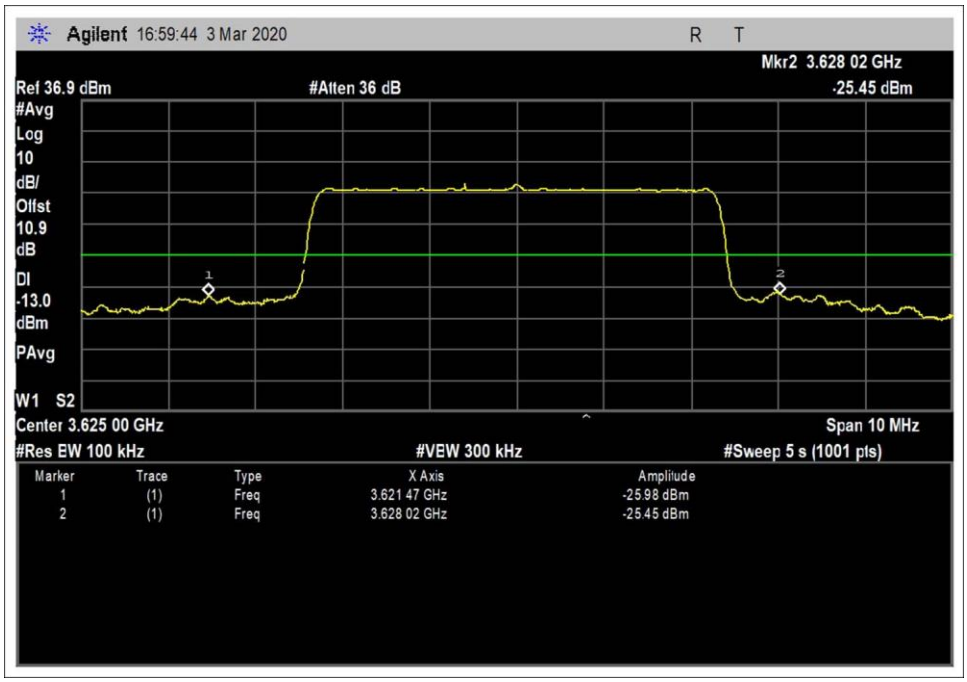


Middle Channel

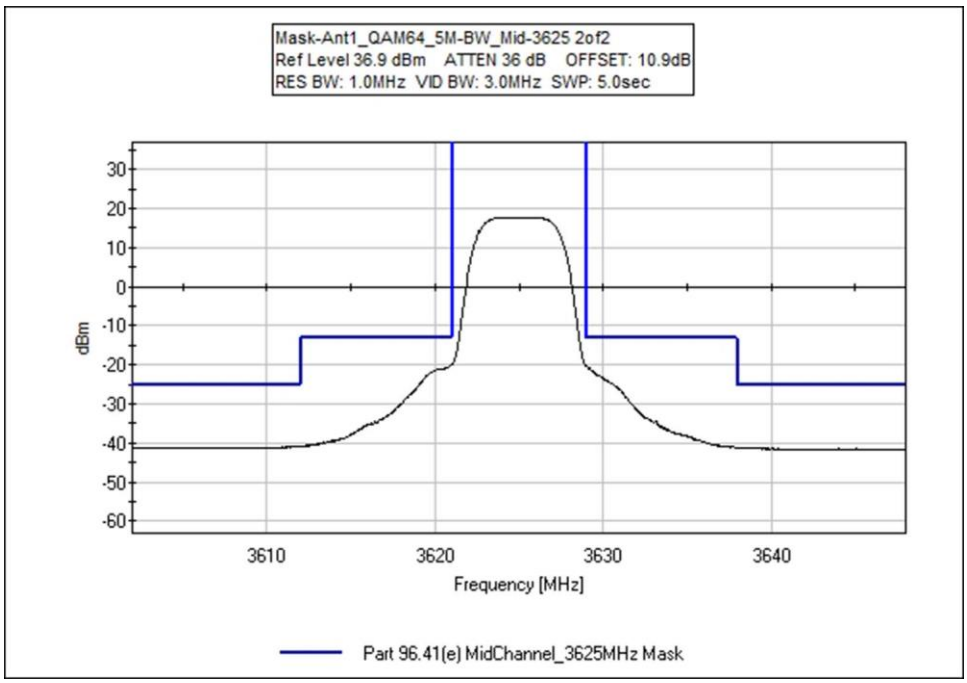

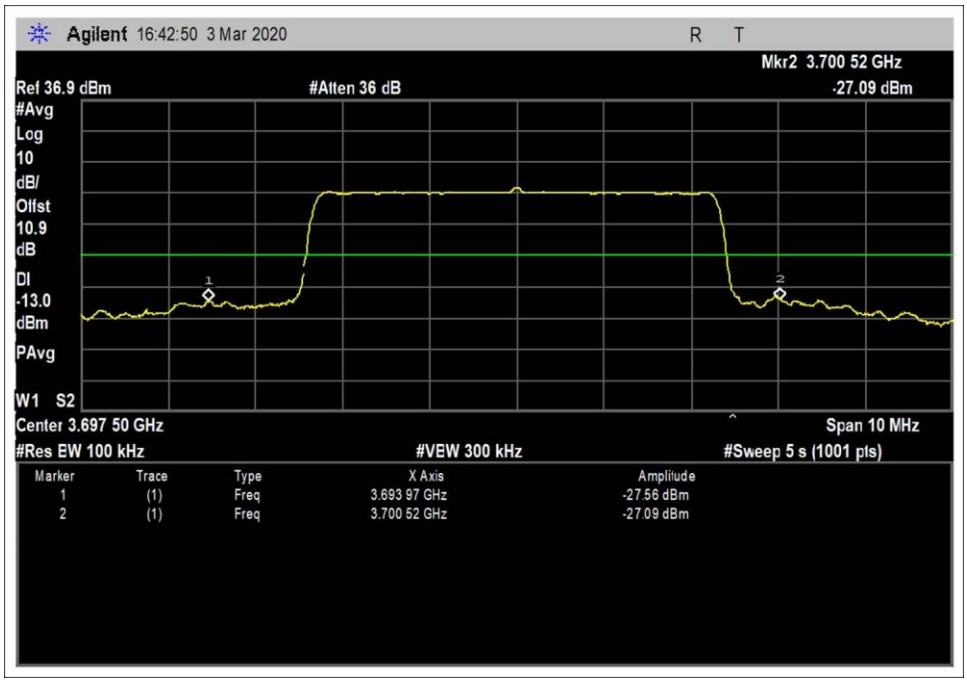


High Channel

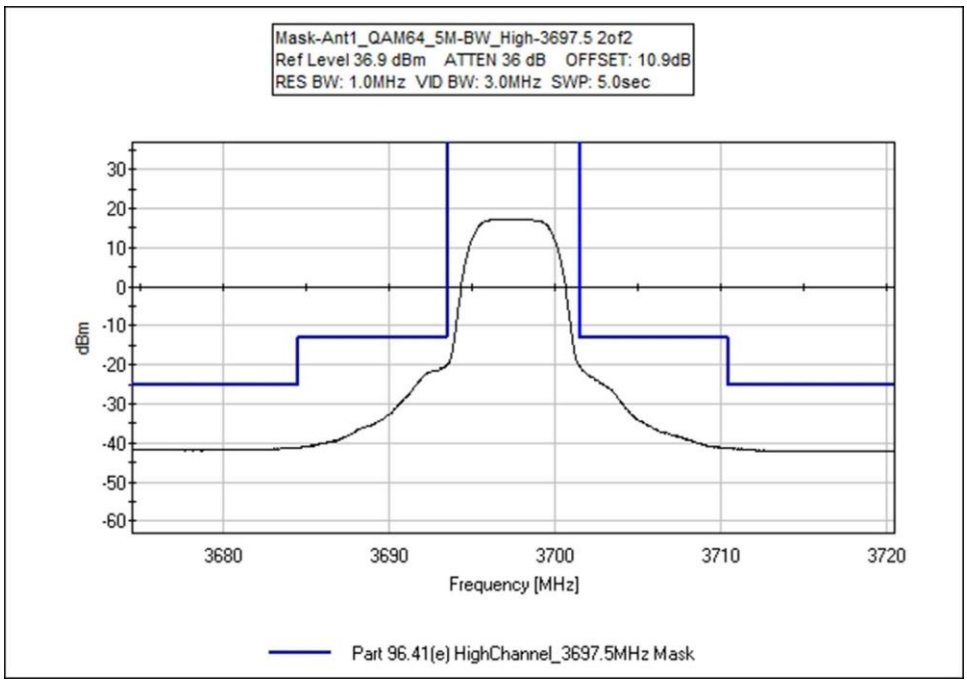

**QPSK**

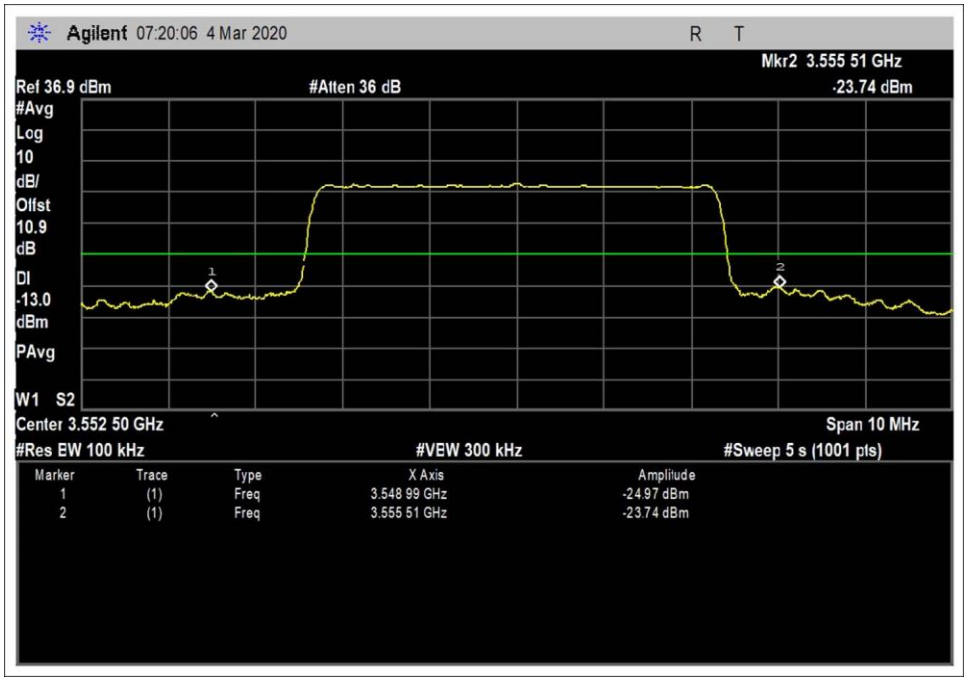


Low Channel

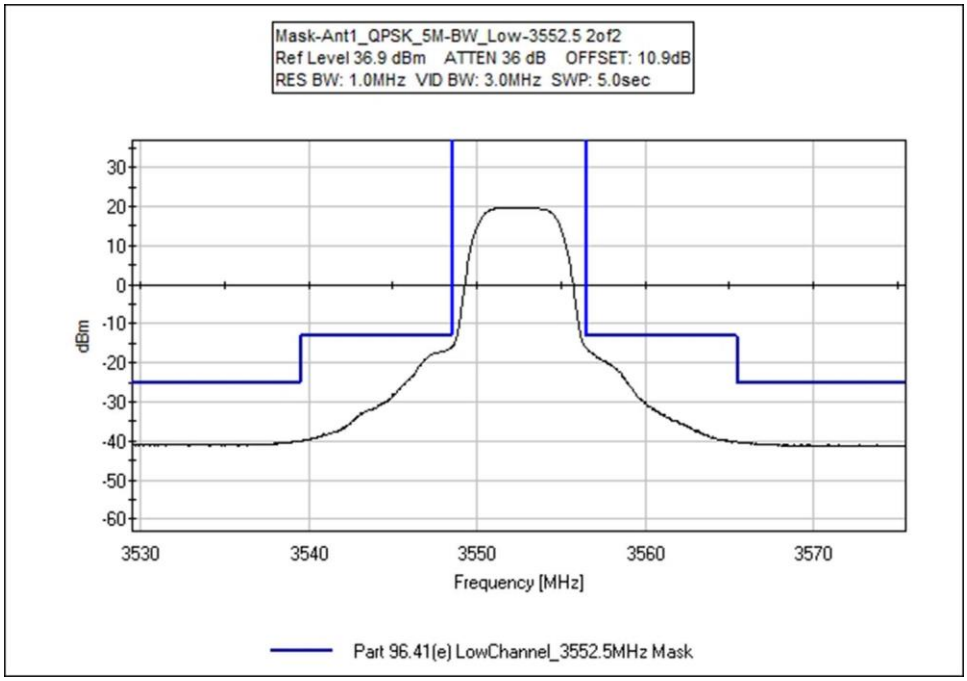

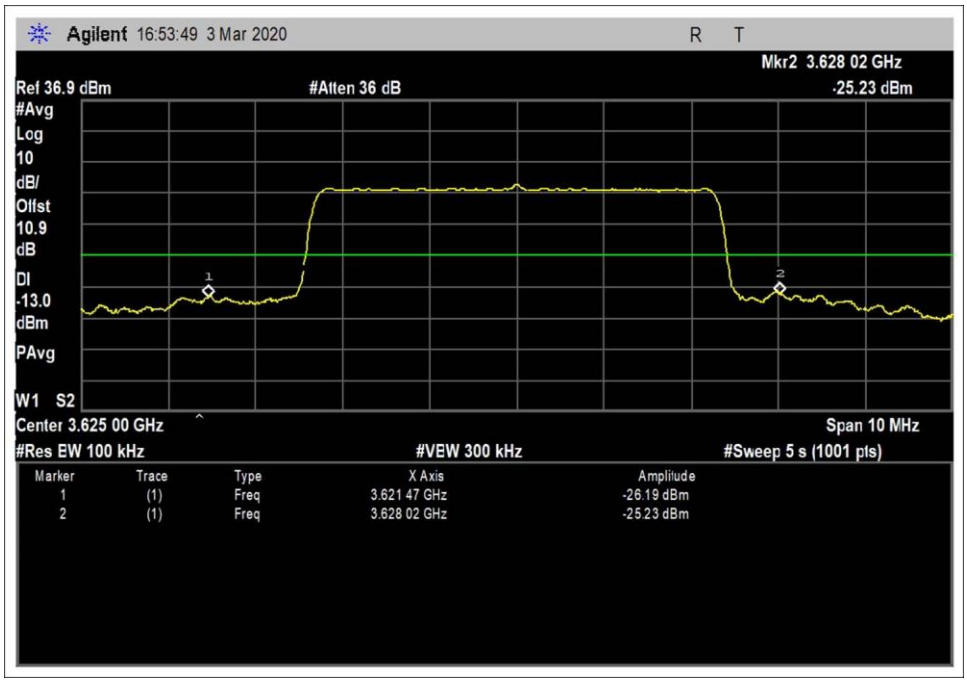


Middle Channel

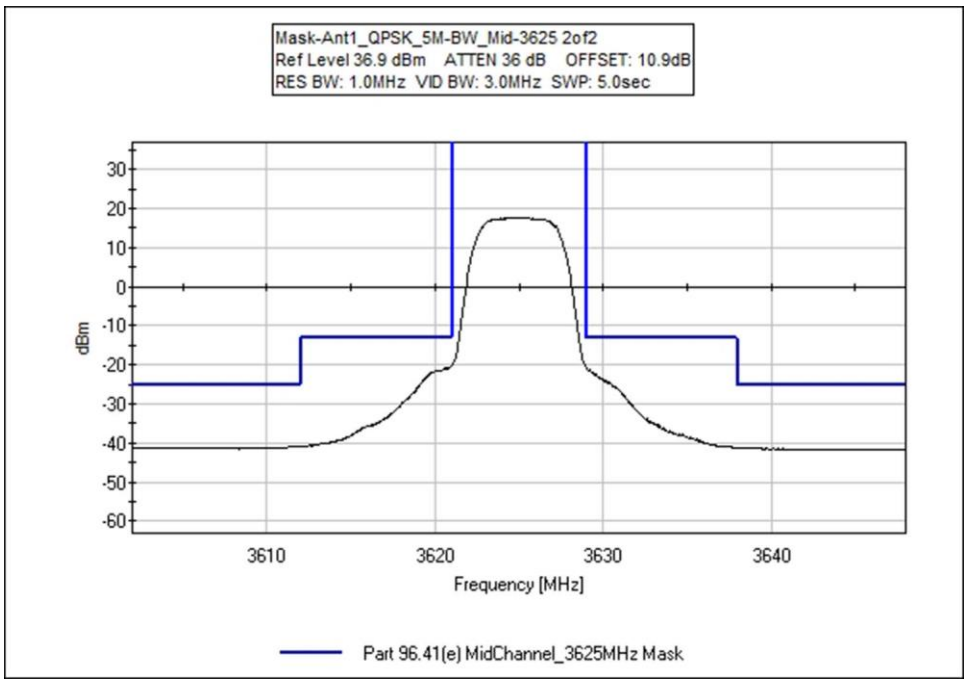

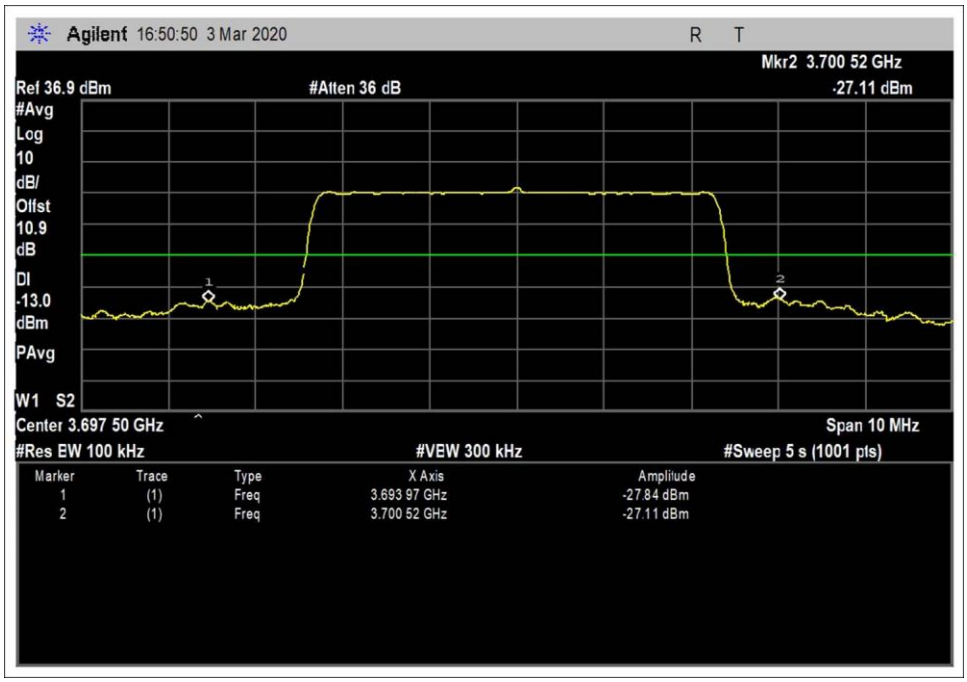


High Channel

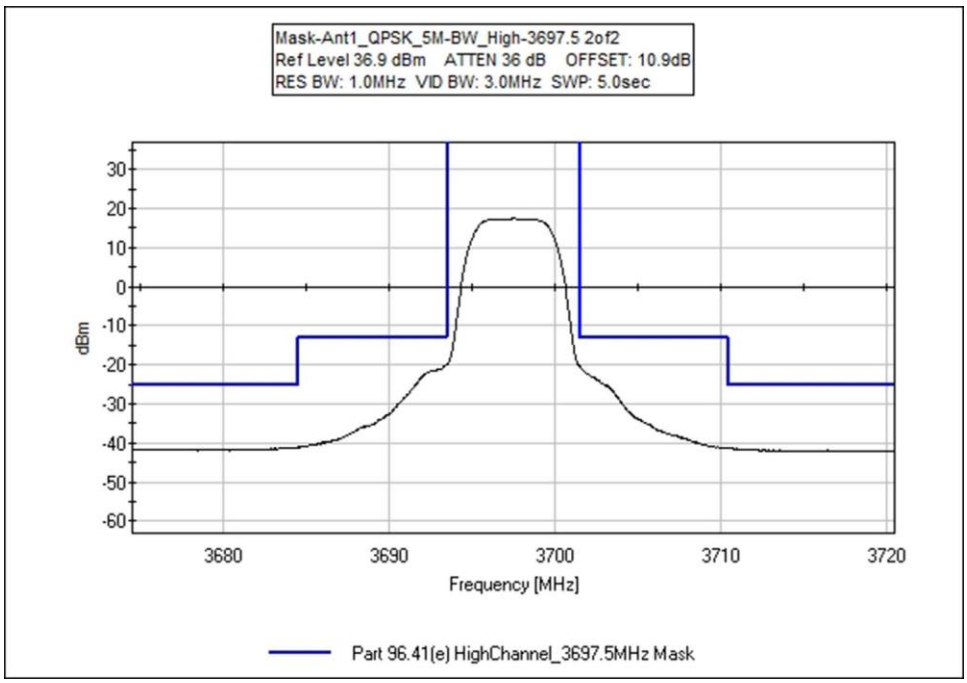

## Channel Bandwidth 7MHz

**QAM16**

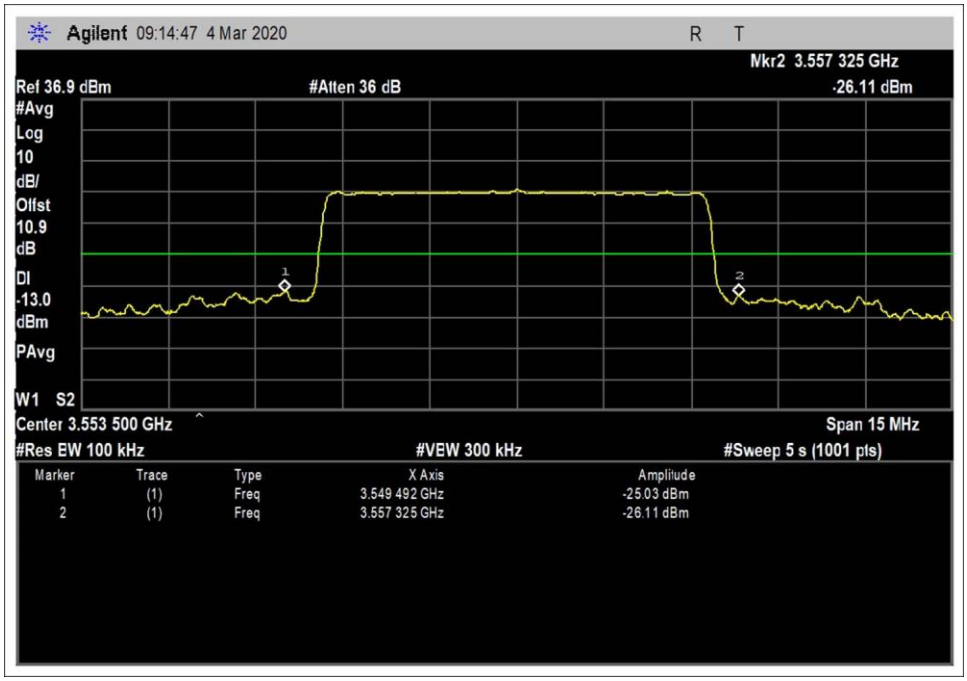


Low Channel

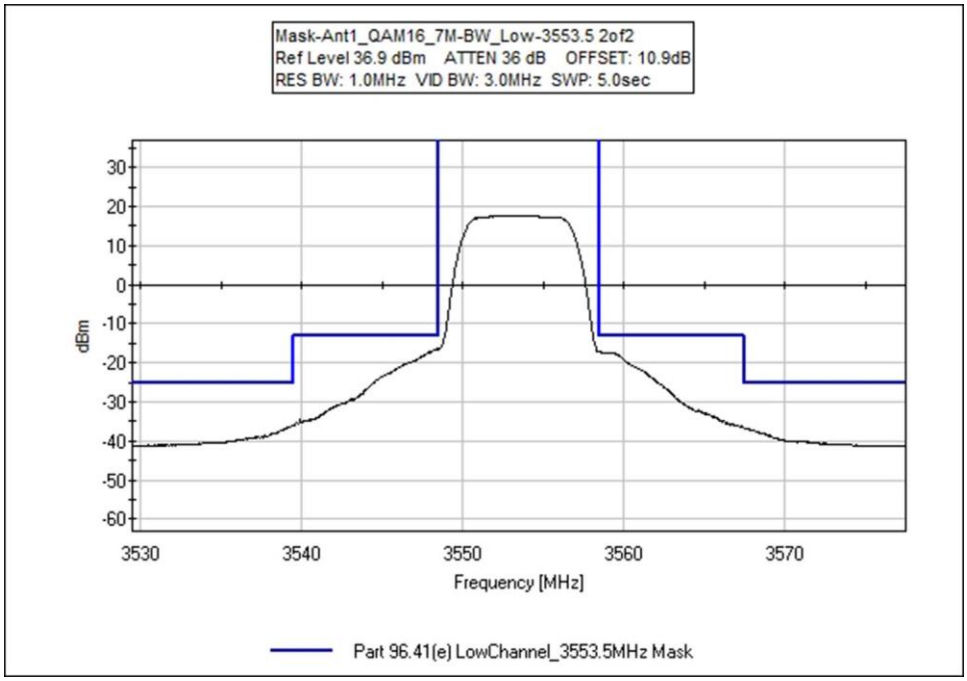

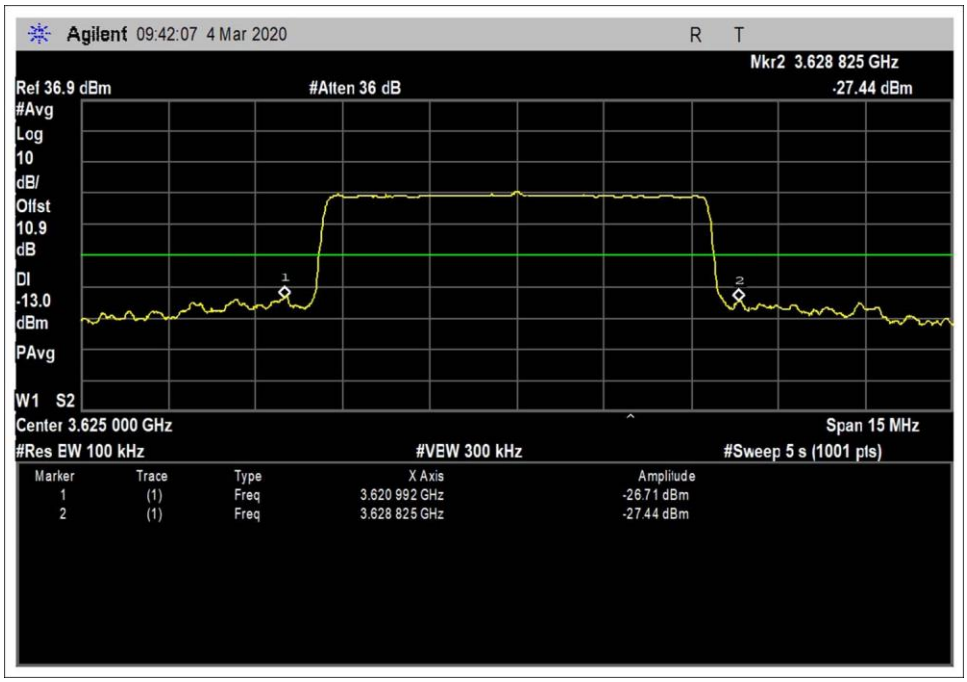


Middle Channel

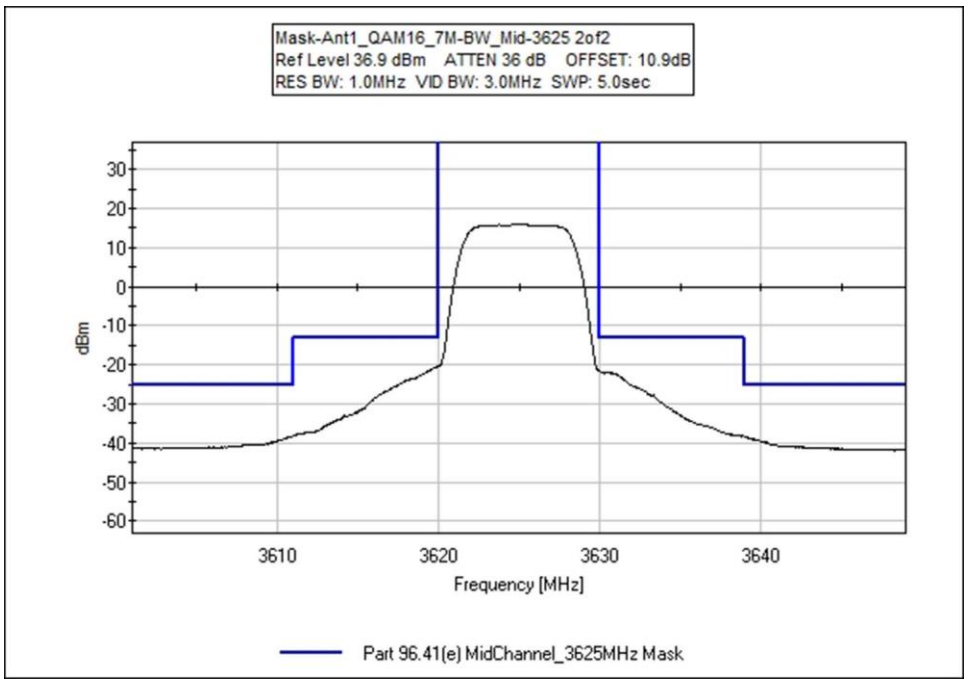

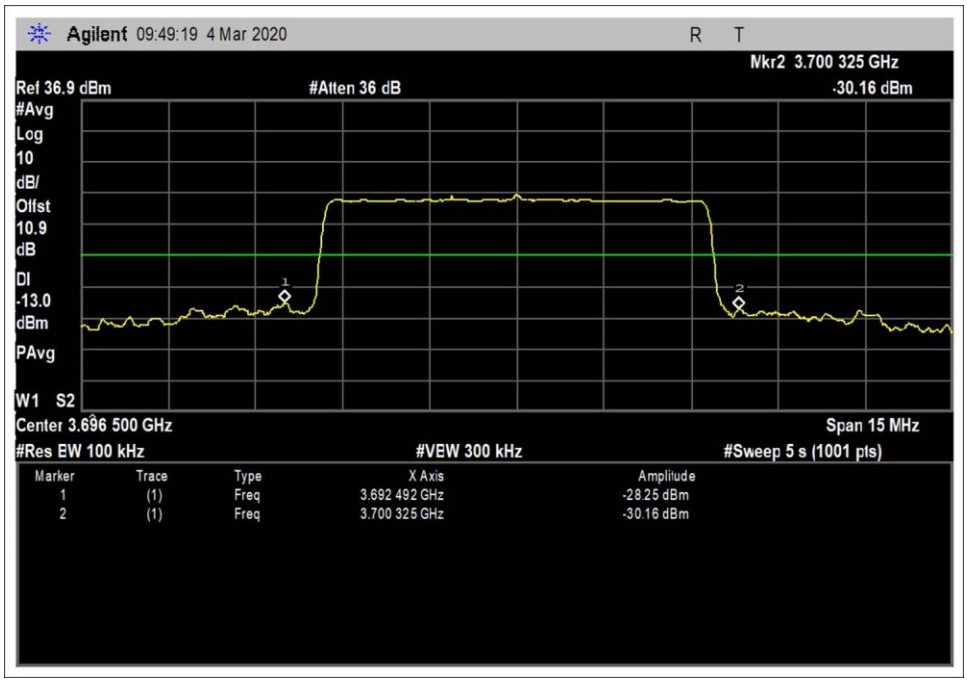


High Channel

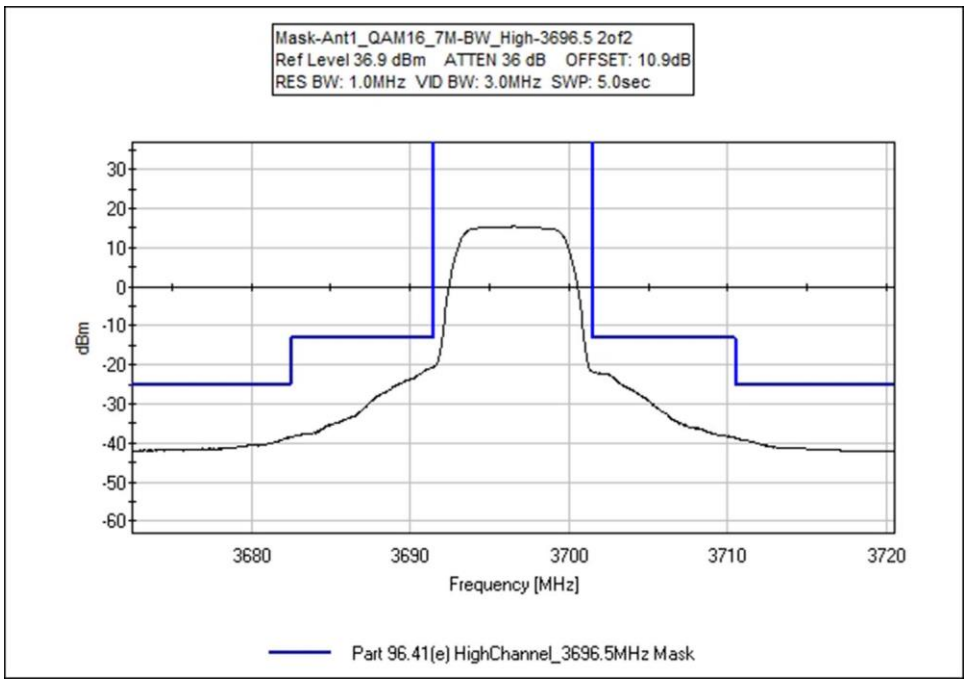

**QAM64**

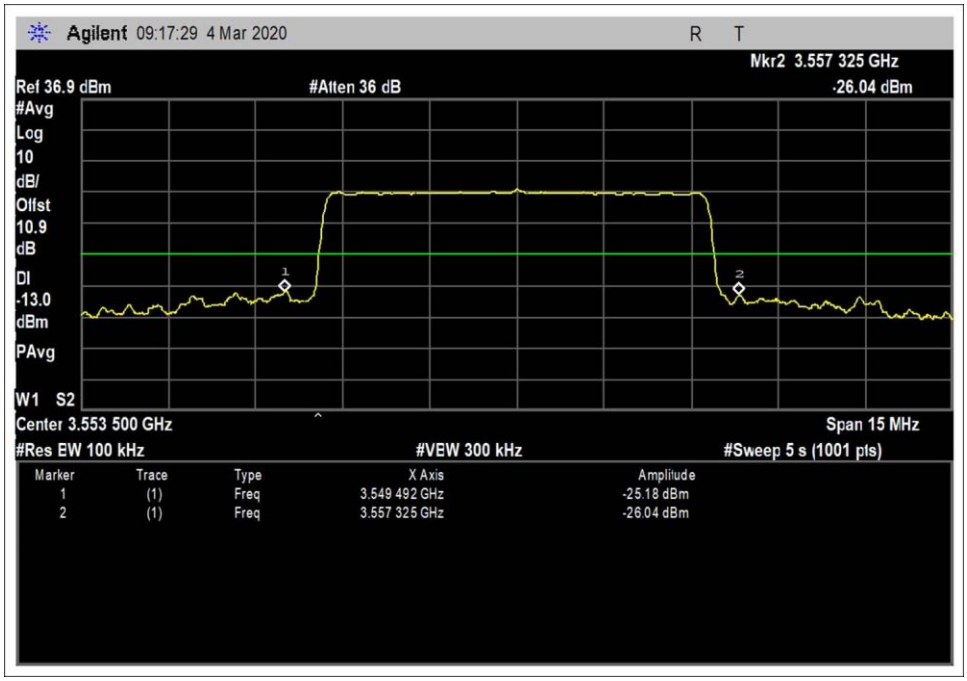


Low Channel

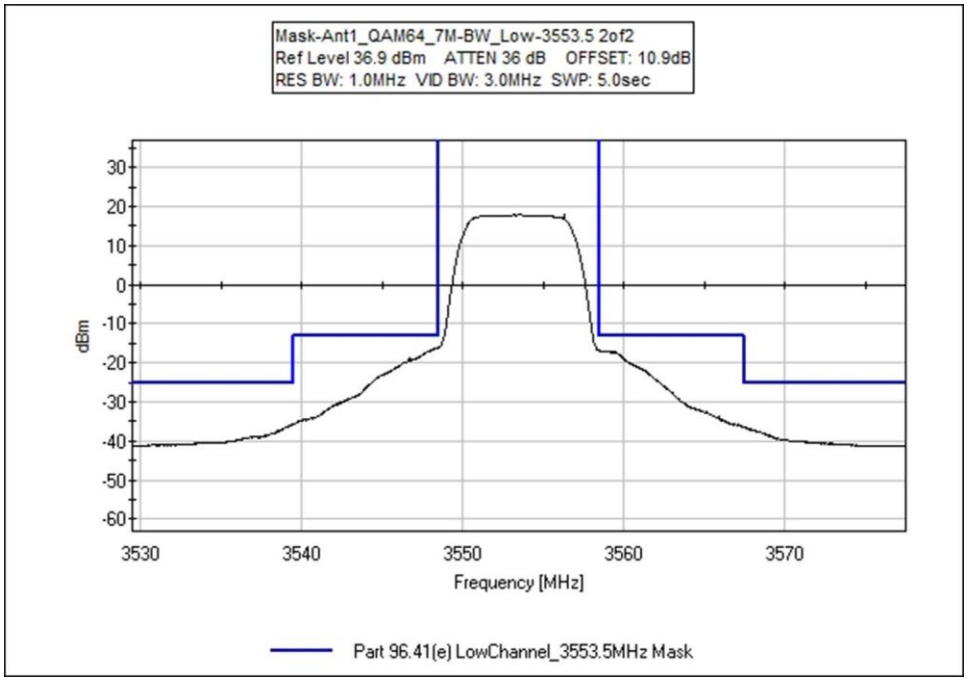

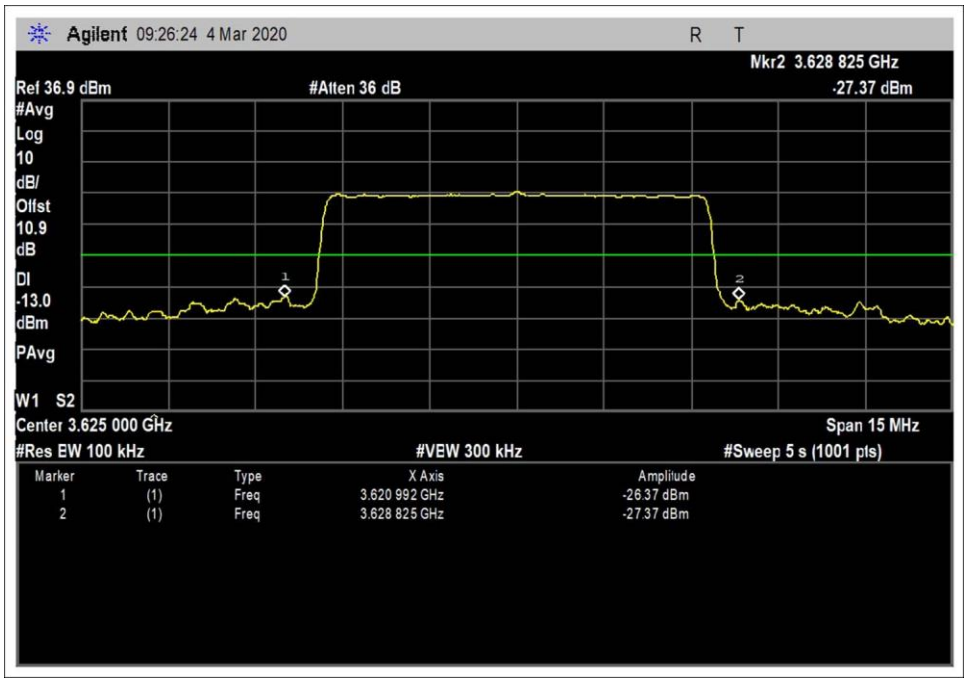


Middle Channel

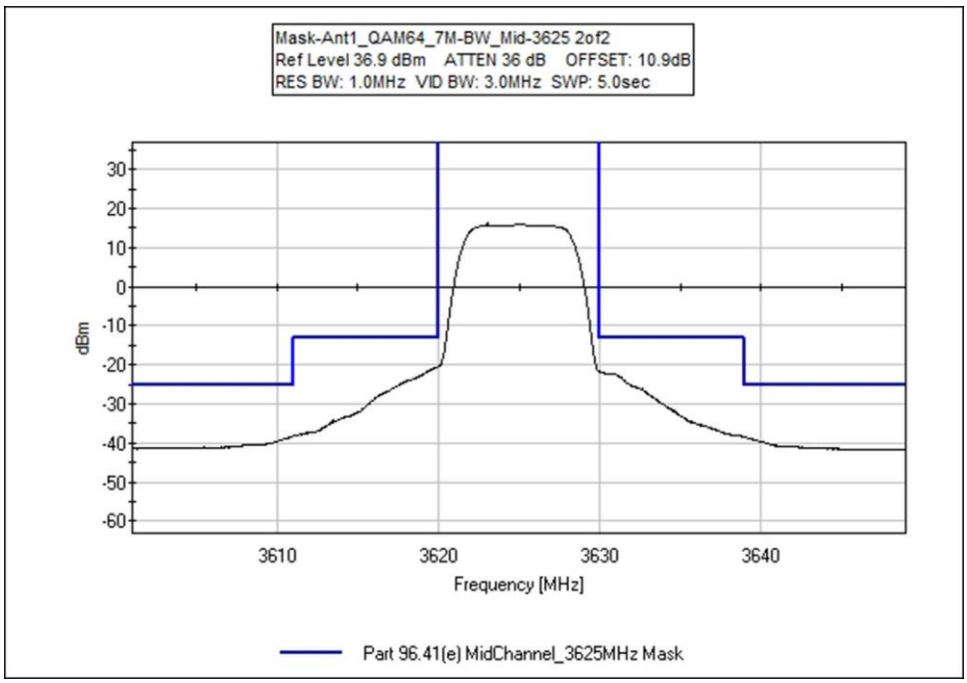

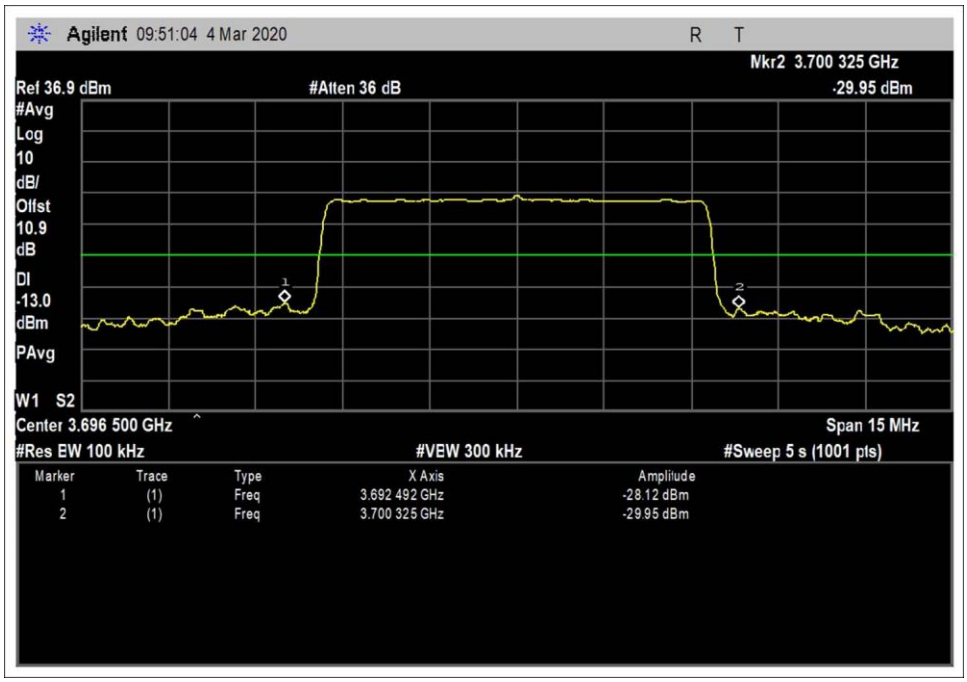


High Channel

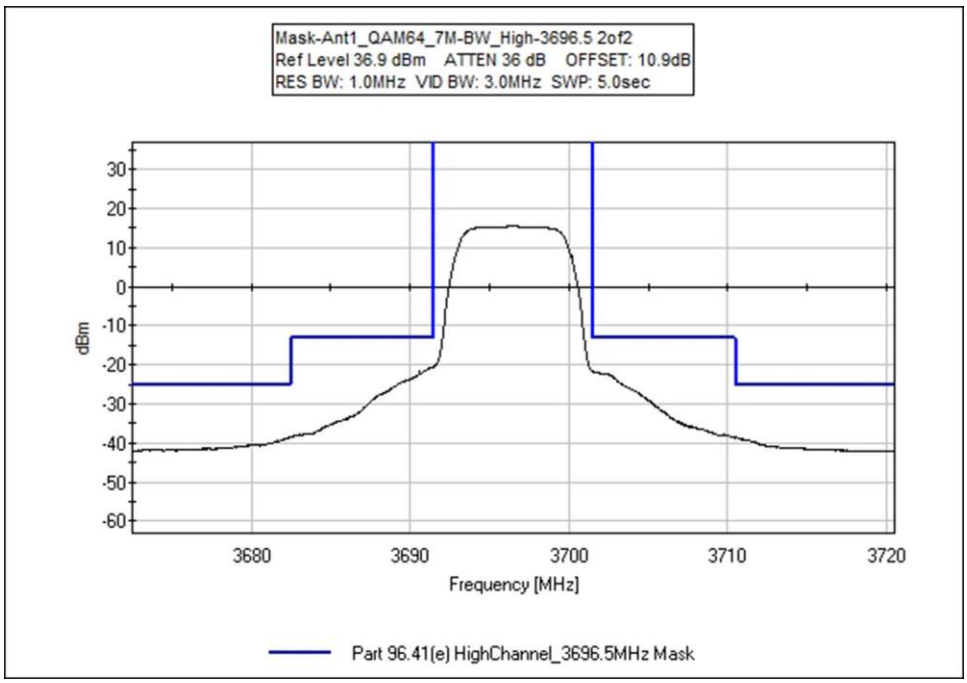

**QPSK**

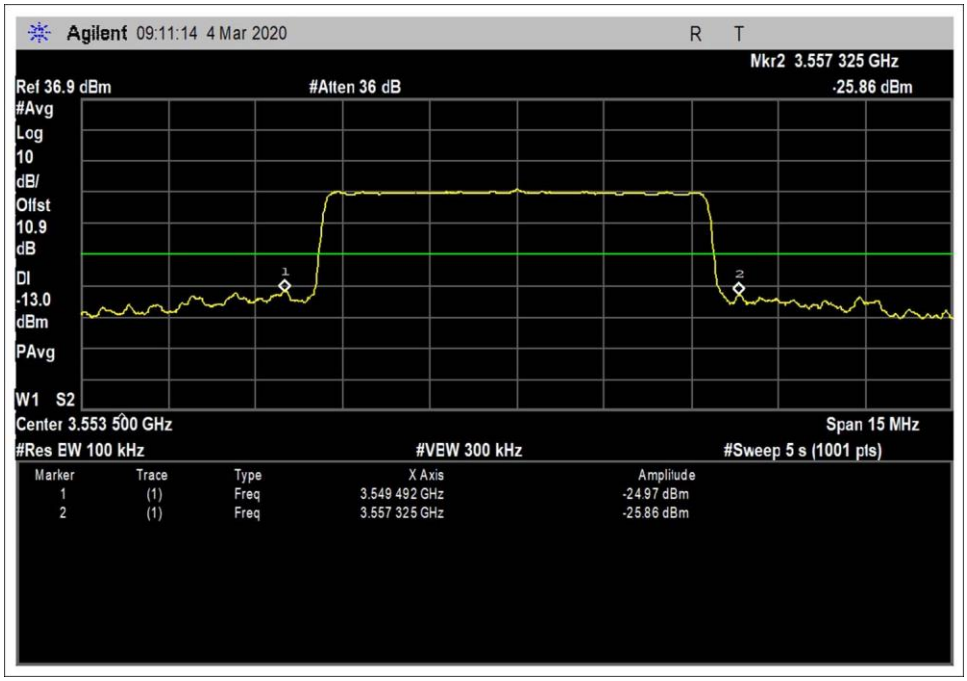


Low Channel

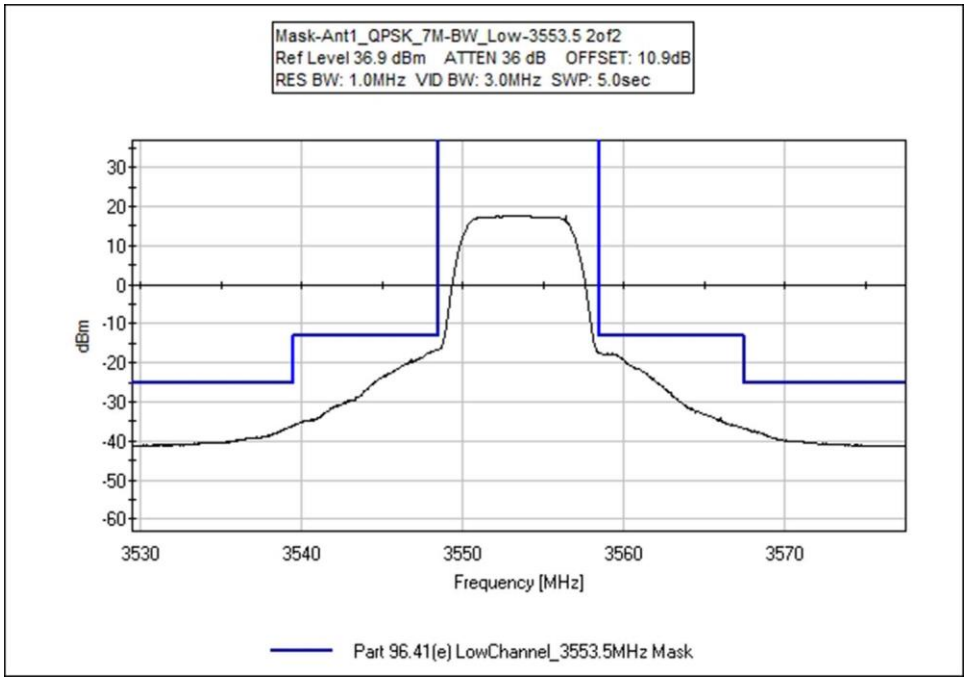

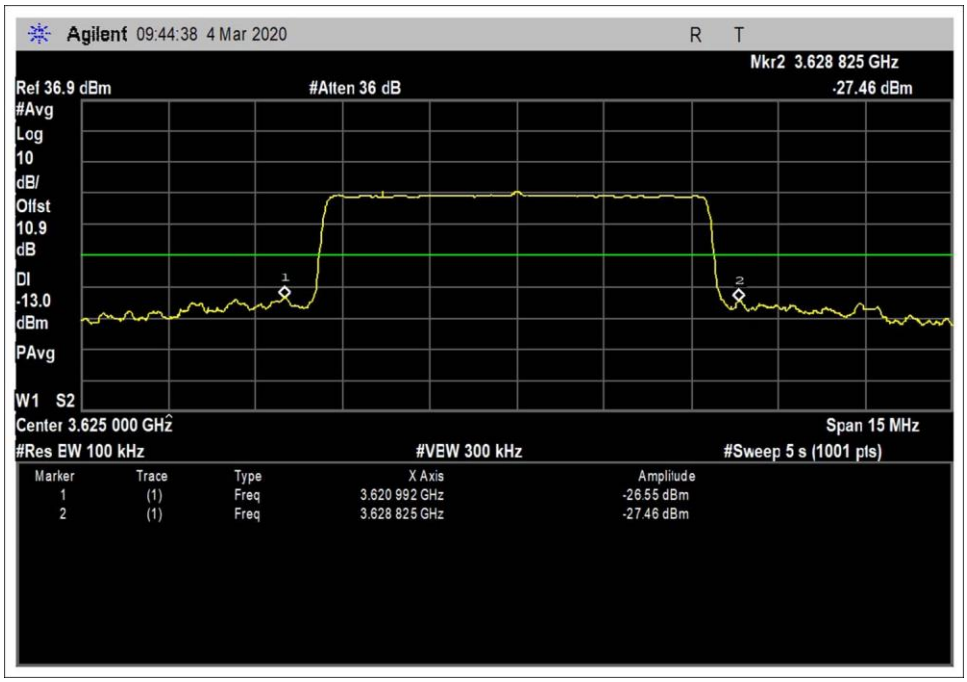


Middle Channel

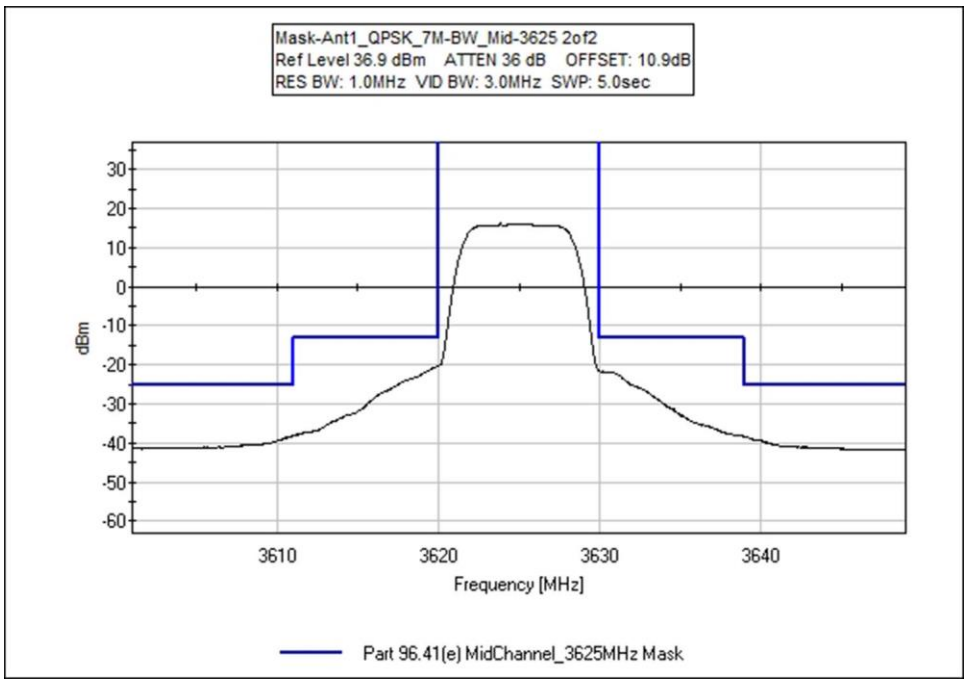

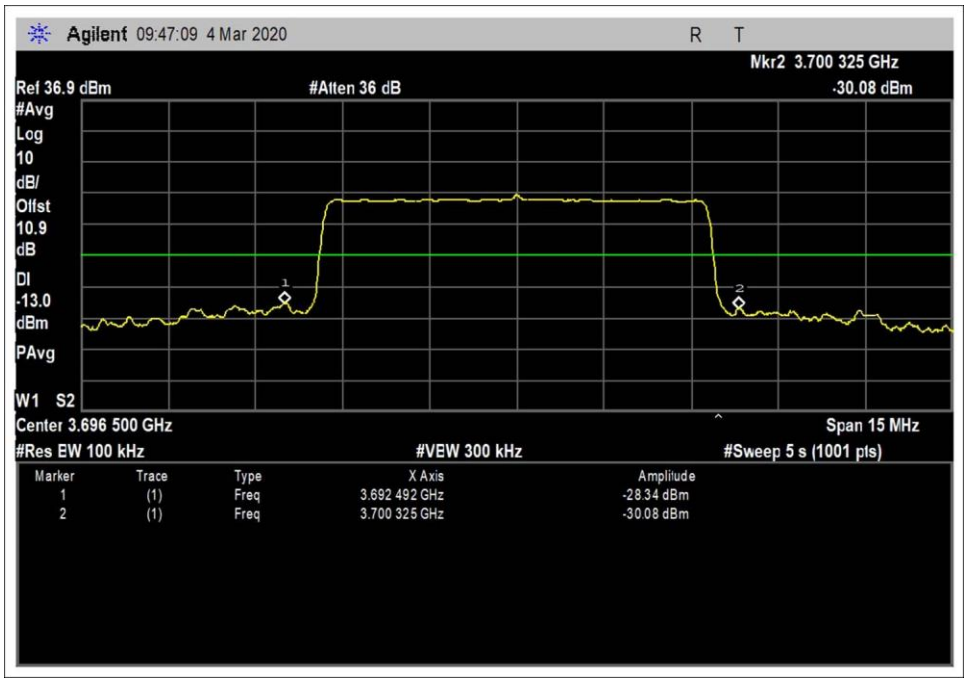


High Channel

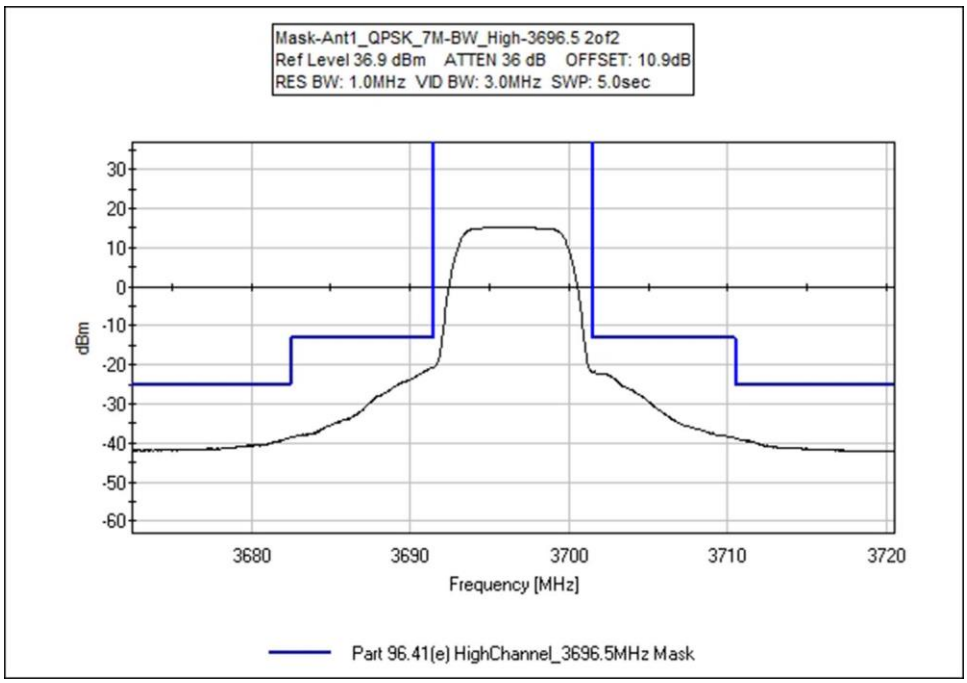

## Channel Bandwidth 10MHz

**QAM16**

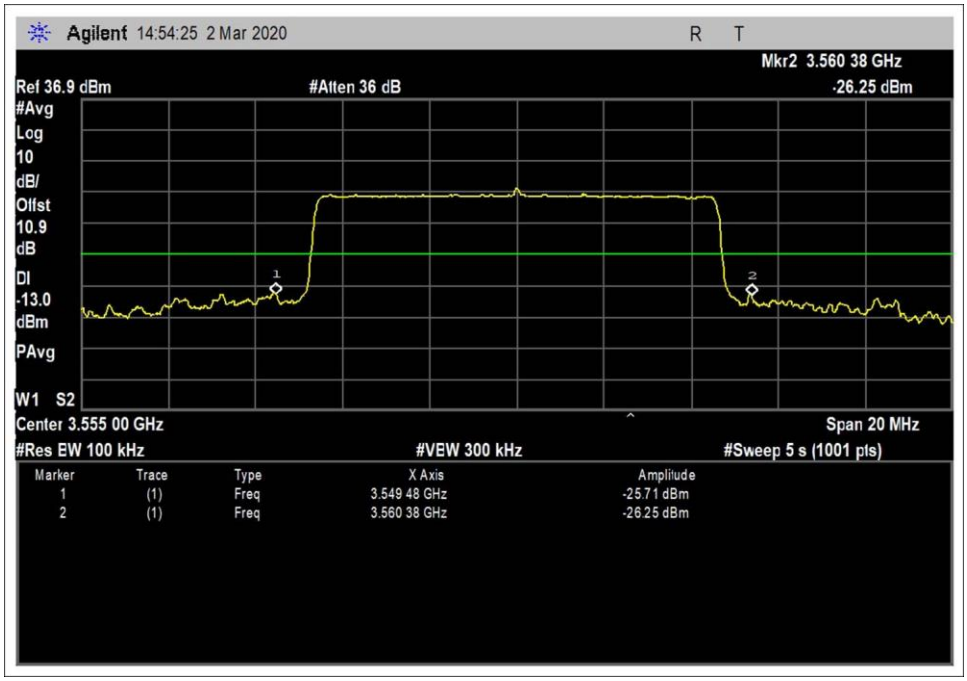


Low Channel

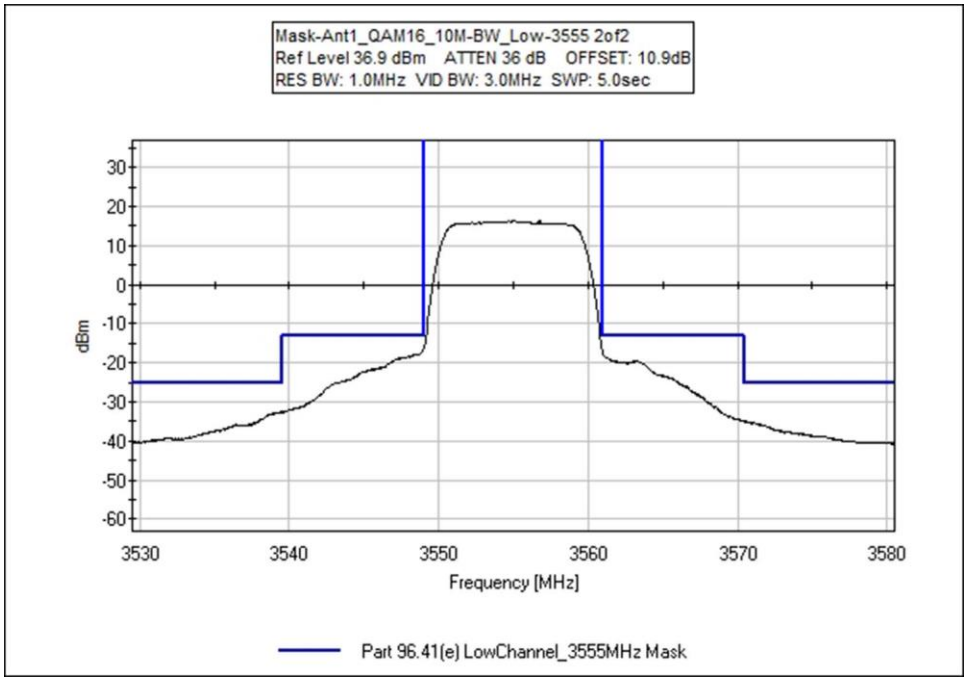

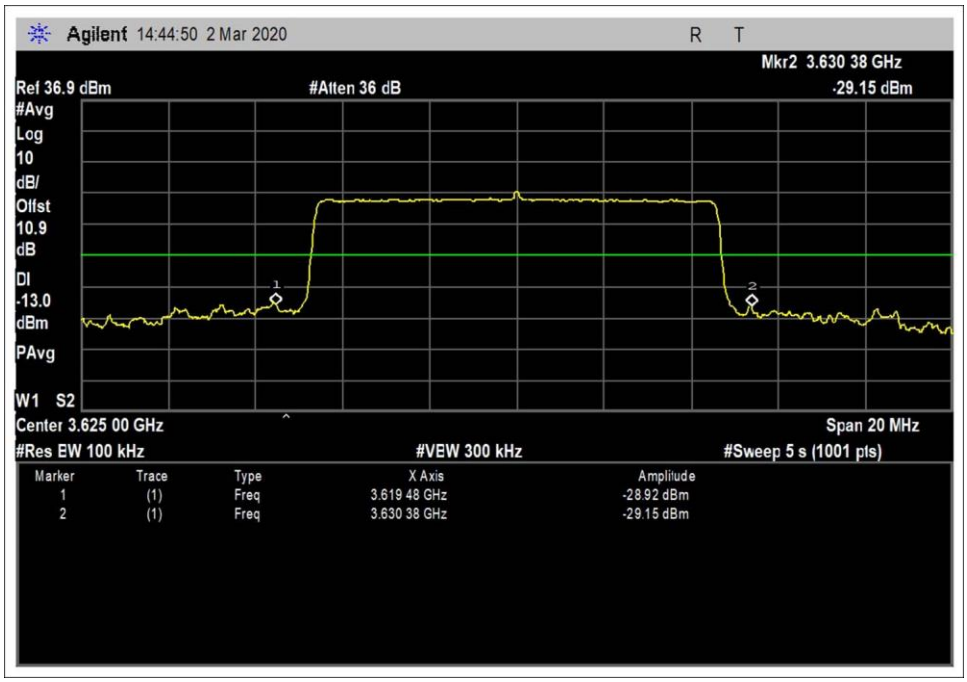


Middle Channel

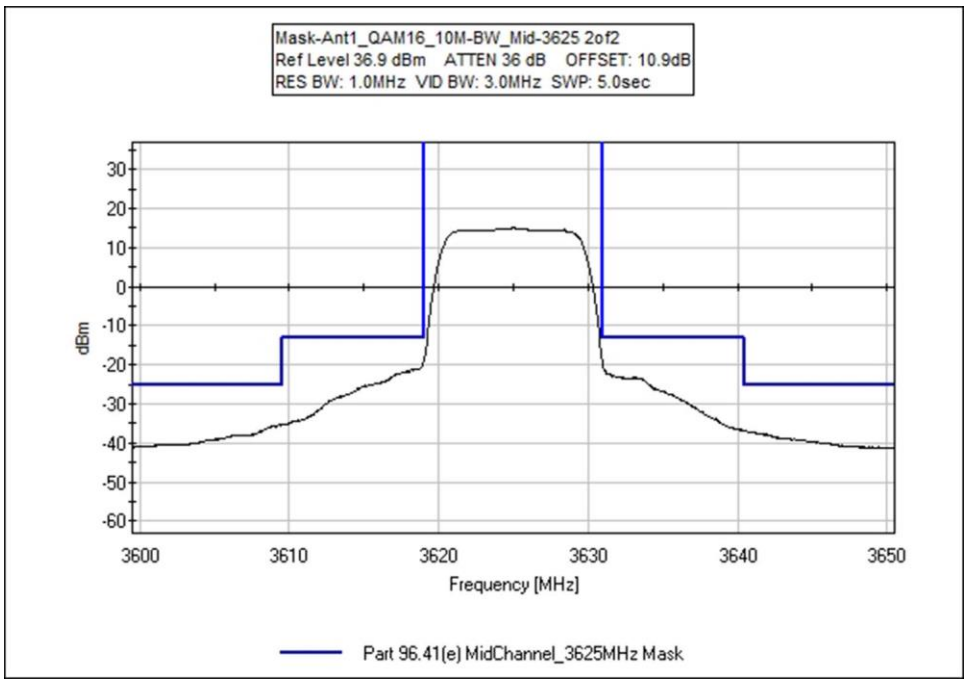

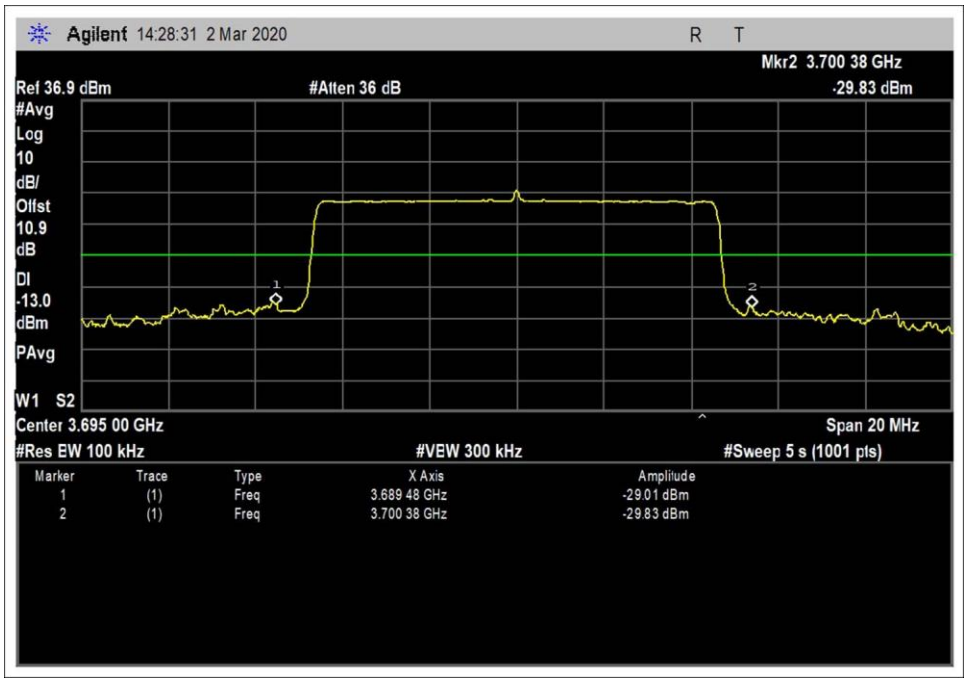


High Channel

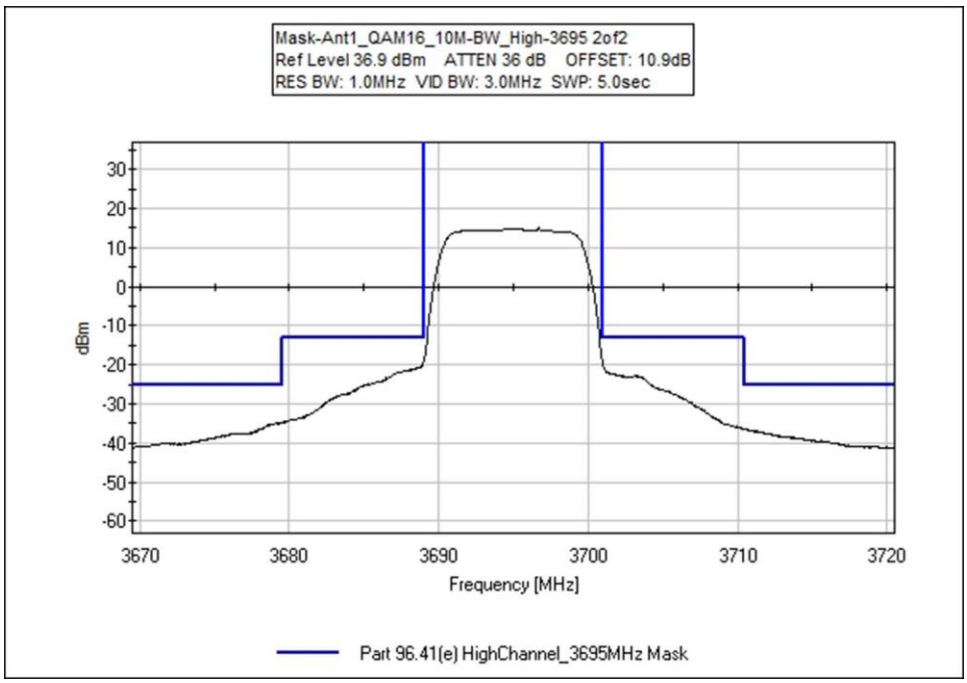

**QAM64**

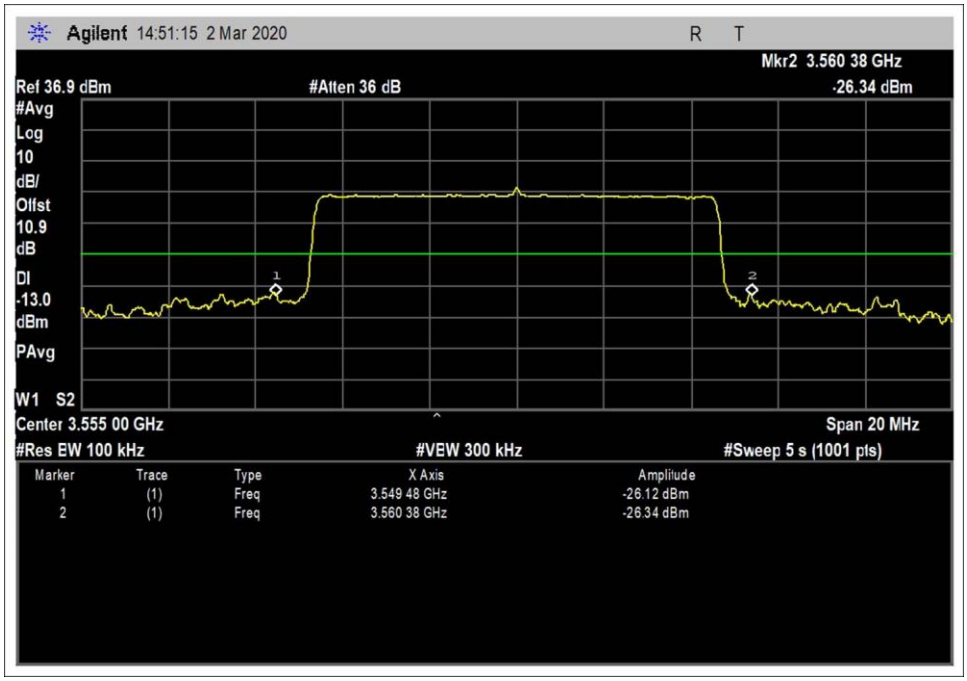


Low Channel

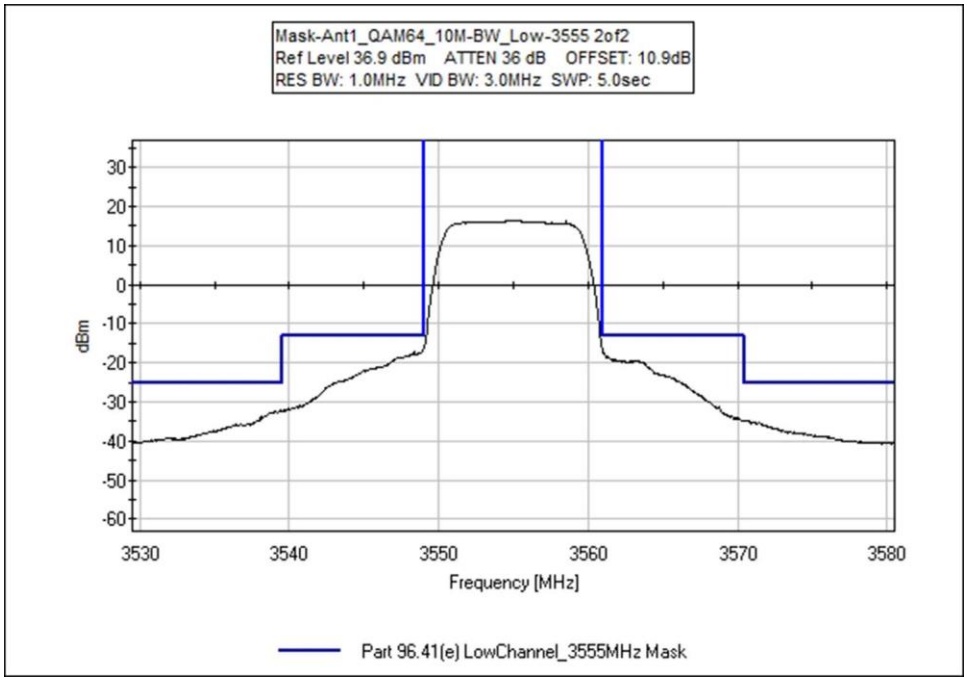

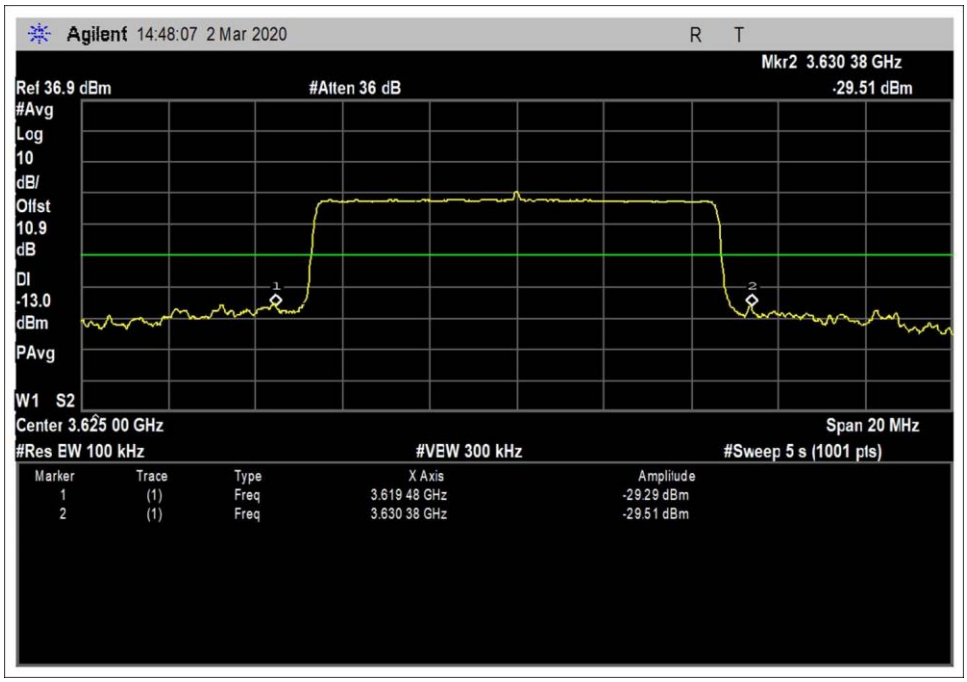


Middle Channel

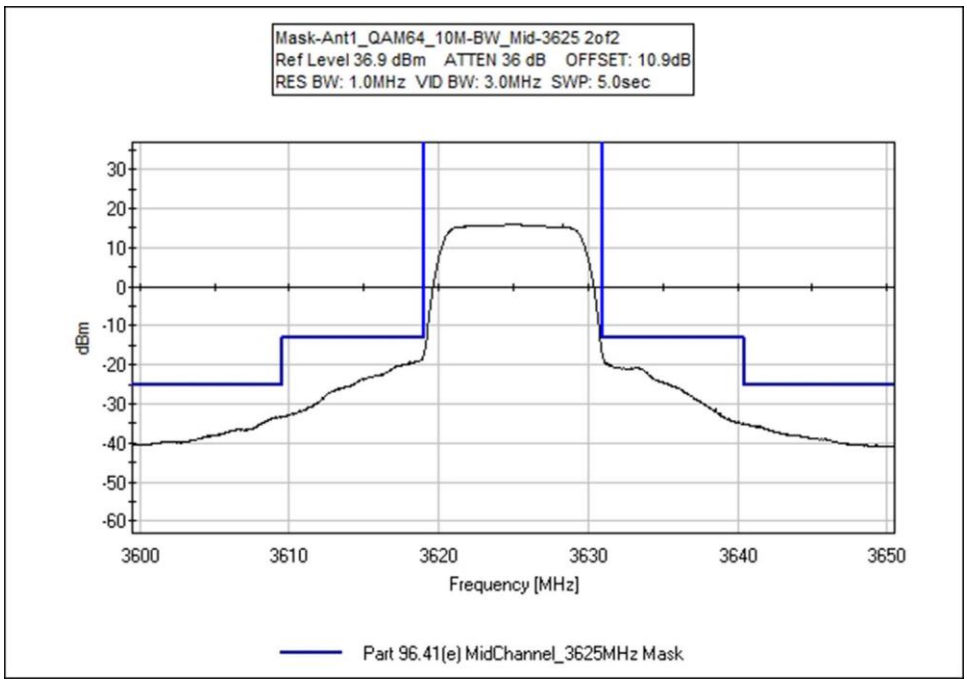

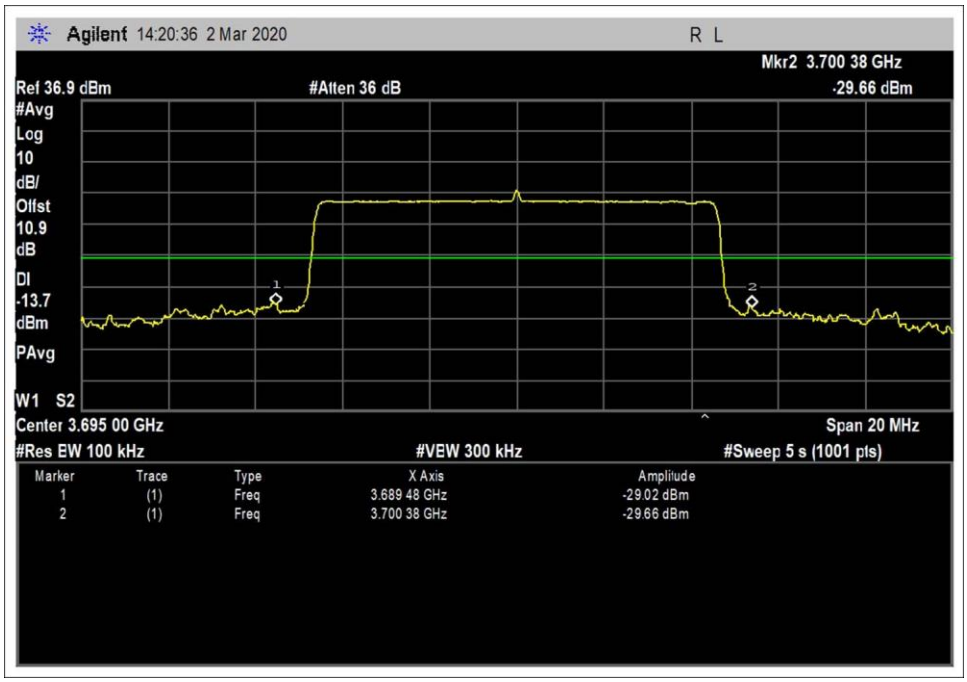


High Channel

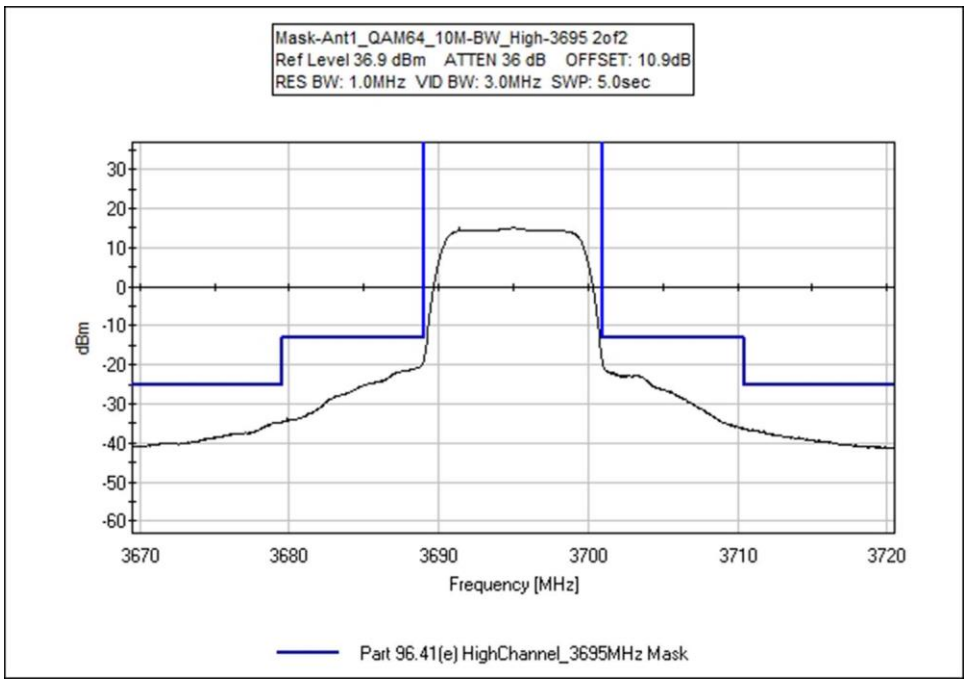

**QPSK**

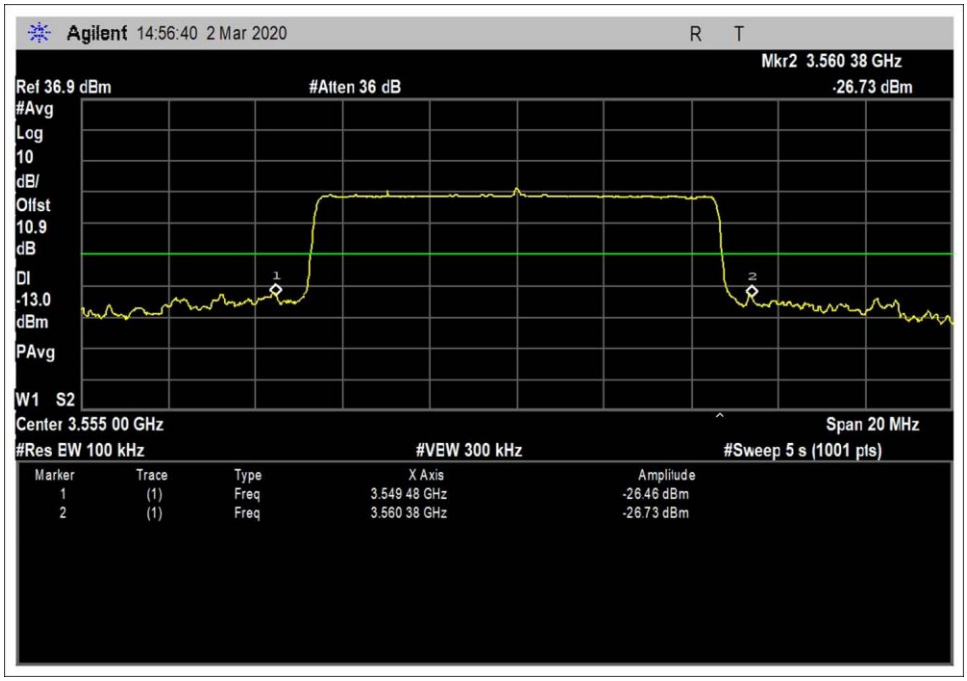


Low Channel

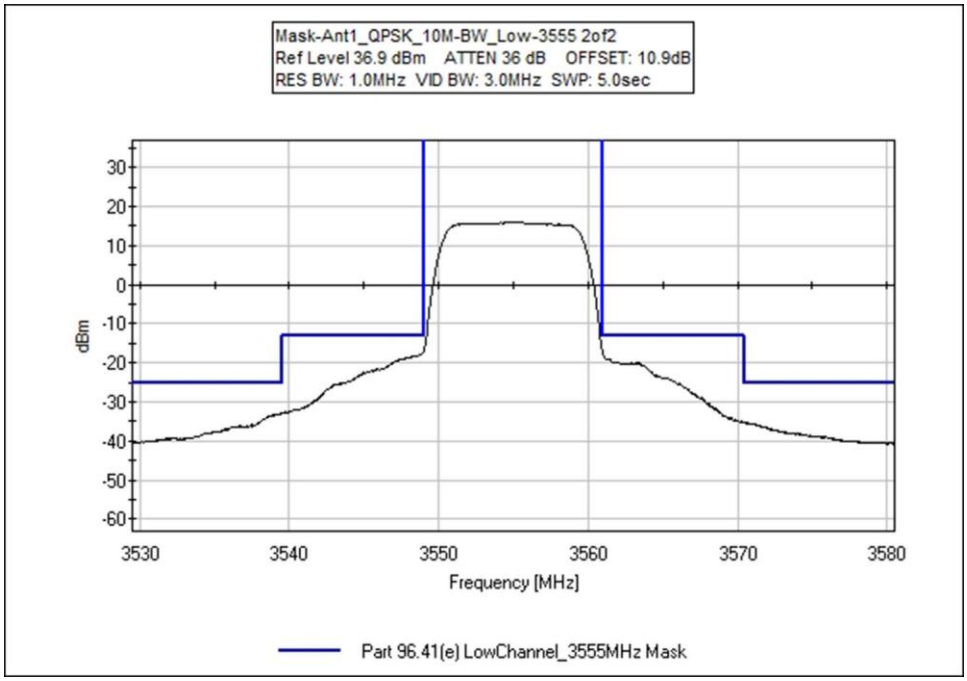

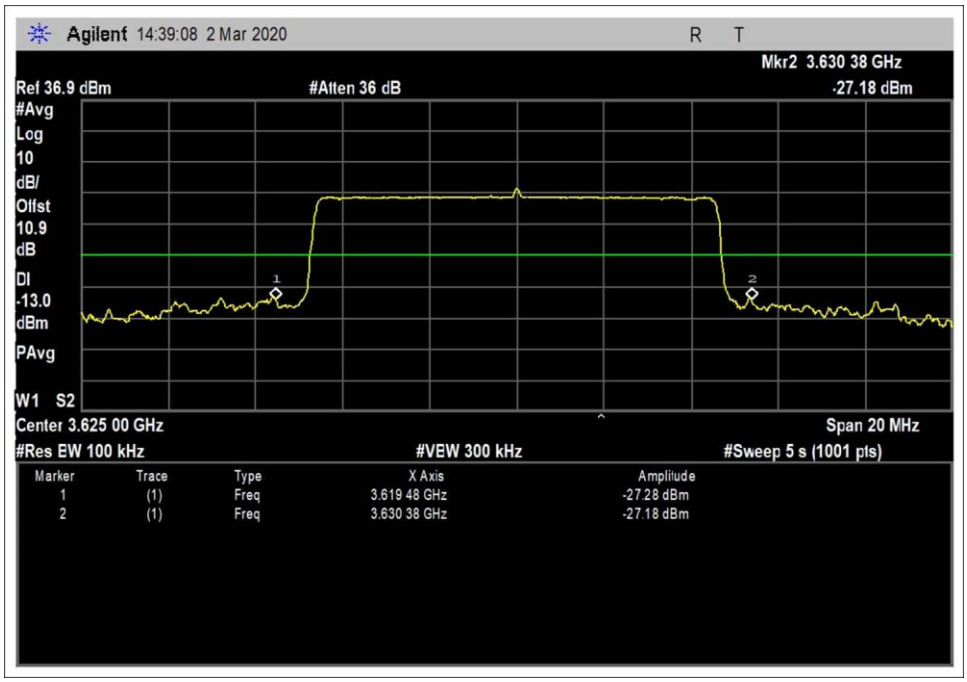


Middle Channel

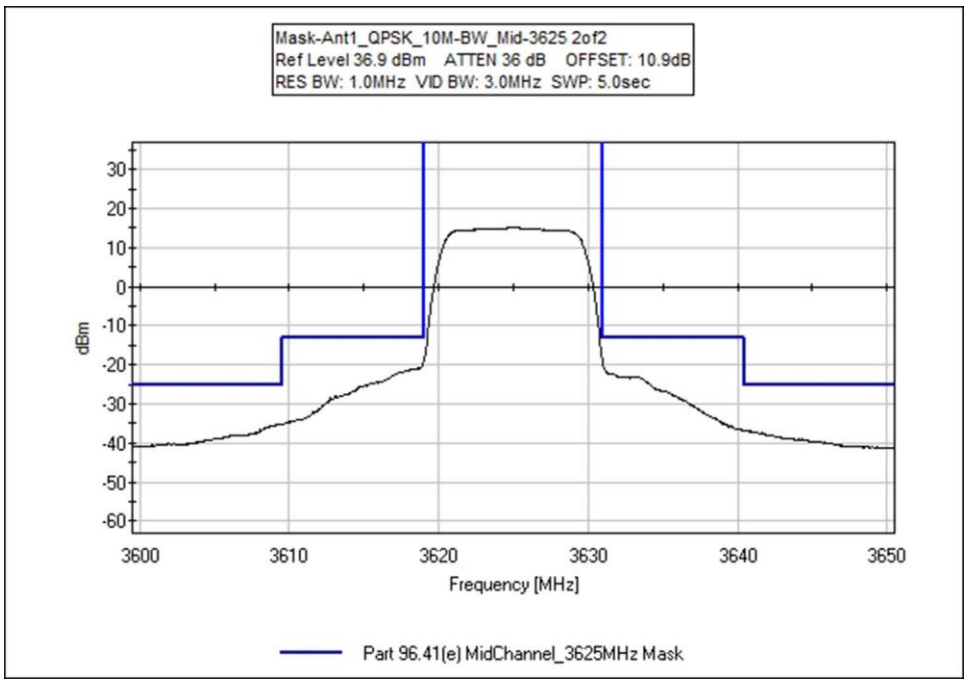

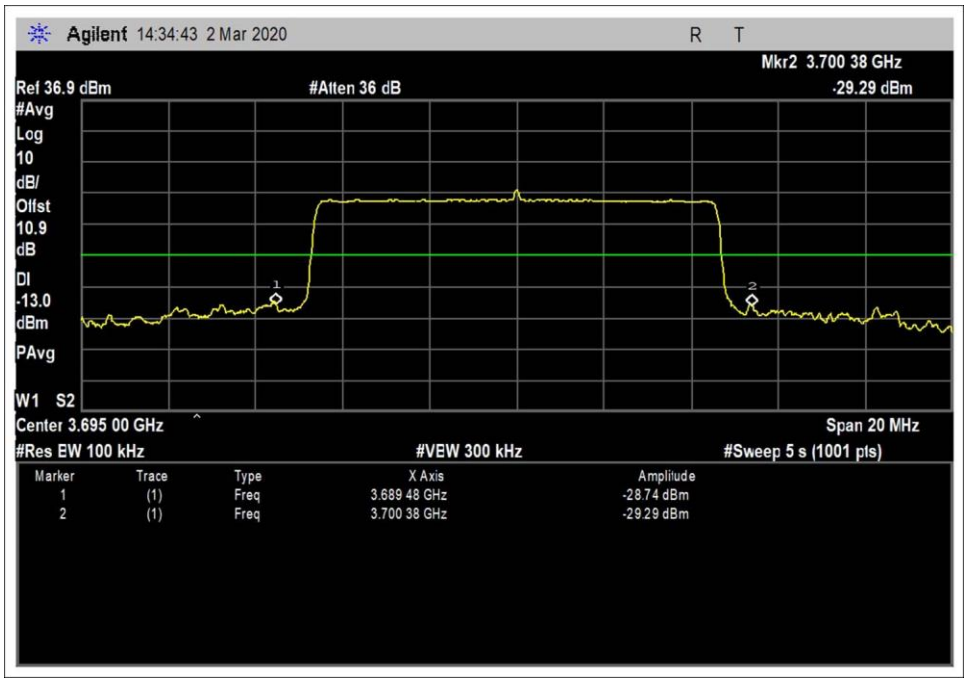


High Channel

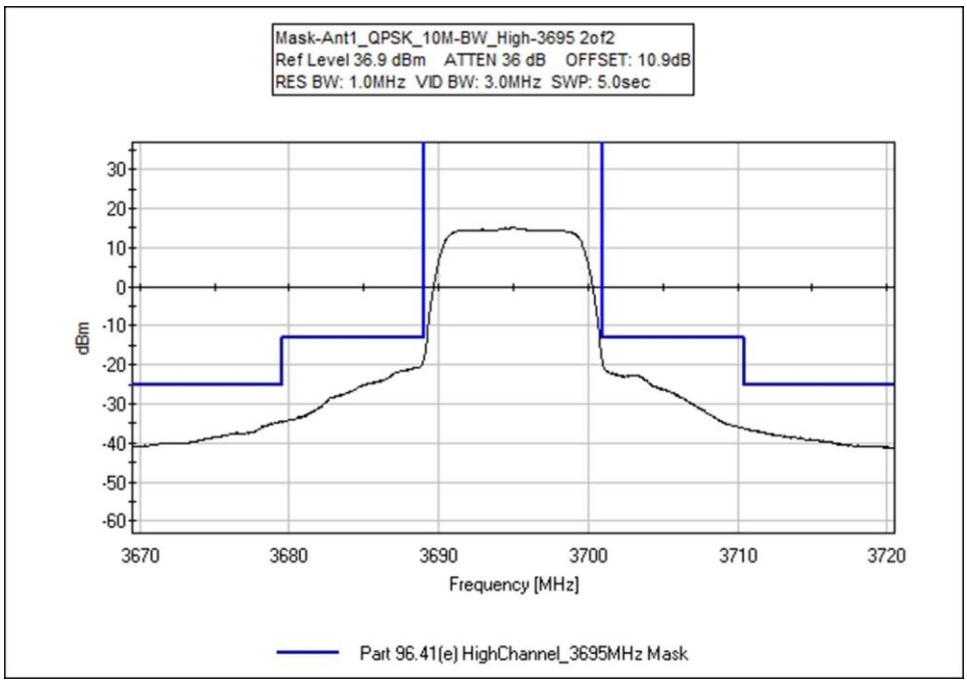

## Test Setup Photo



# 96.41e Radiated Spurious Emissions

| Radiated Emissions 9kHz – 30MHz | | | | | |
|---|---|---|---|---|---|
| Frequency (MHz) | Polarity | Pk/Ave | Measured (dBm / MHz) | Limit (dBm / MHz) | Results |
| 0.011885 | Parallel | Pk | -44.4 | < -40 | Pass |
| 0.010230 | Parallel | Pk | -45.1 | < -40 | Pass |
| 0.012889 | Parallel | Pk | -45.3 | < -40 | Pass |
| 0.00900 | Perpendicular | Pk | -44.9 | < -40 | Pass |
| 0.014645 | Perpendicular | Pk | -47.7 | < -40 | Pass |
| 0.021795 | Perpendicular | Pk | -49.2 | < -40 | Pass |
| 24.691 | Z-Axis | Pk | -44.6 | < -40 | Pass |
| 0.009125 | Z-Axis | Pk | -44.6 | < -40 | Pass |
| 24.637 | Z-Axis | Pk | -45.0 | < -40 | Pass |

| Radiated Emissions 30MHz – 37GHz | | | | | |
|---|---|---|---|---|---|
| Frequency (MHz) | Polarity | Pk/Ave | Measured (dBm / MHz) | Limit (dBm / MHz) | Results |
| 7250.065 | Vert | Ave | -53.9 | < -40 | Pass |
| 7107.100 | Vert | Ave | -55.1 | < -40 | Pass |
| 7386.150 | Vert | Ave | -57.0 | < -40 | Pass |
| 7250.055 | Horiz | Ave | -58.3 | < -40 | Pass |
| 7110.075 | Horiz | Ave | -58.5 | < -40 | Pass |
| 7106.050 | Horiz | Ave | -58.6 | < -40 | Pass |

## Test Setup / Conditions / Data

| | | | |
|---|---|---|---|
| Test Location: | CKC Laboratories Inc. • 1120 Fulton Place • Fremont, CA 94539 • 510 249-1170 | | |
| Customer: | **Mercury Wireless** | | |
| Specification: | **47 CFR §96.41e Spurious Emissions** | | |
| Work Order #: | **103300** | Date: | 4/24/2020 |
| Test Type: | **Radiated Scan** | Time: | 14:18:00 |
| Tested By: | Benny Lovan | Sequence#: | 74 |
| Software: | EMITest 5.03.12 | | |

***Equipment Tested:***

| Device | Manufacturer | Model # | S/N |
|---|---|---|---|
| Configuration 1 | | | |

***Support Equipment:***

| Device | Manufacturer | Model # | S/N |
|---|---|---|---|
| Configuration 1 | | | |

***Test Conditions / Notes:***

Radiated Spurious Emissions 9kHz - 30 MHz

Temperature: 22.5°C
Humidity: 41%
Atmospheric Pressure: 102.4 kPa

Transmit Frequency Range: 3550 - 3700

RBW:
200Hz (9kHz- 150kHz),
9kHz (150kHz-30MHz),

VBW: 3x RBW

Transmitter Settings:
Transmit Frequency: Low Mid and High
Modulation: QPSK, QAM16 and QAM64
Channel Bandwidth: 3.5, 5, 7 and 10 MHz
Output Power Software Setting: 33

The EUT is a CBSD and is located at the center of an 80cm table with all antenna ports terminated into characteristic load. The unit was programmed to output the transmitter settings specified above in a continuous transmit mode.

Antenna 1 through 6 are multiplexed from one radio. All 6 channels will have the same output simultaneously in normal operation.

Preliminary investigation performed utilizing a resolution bandwidth lower than specified. No EUT emissions detected within 6 dB of the limit.

Test Location: Fremont C3
Test Method: ANSI C63.26 (2015), KDB 940660 DO1 Part 96 CBRS Eqpt v02 (April 19, 2019)

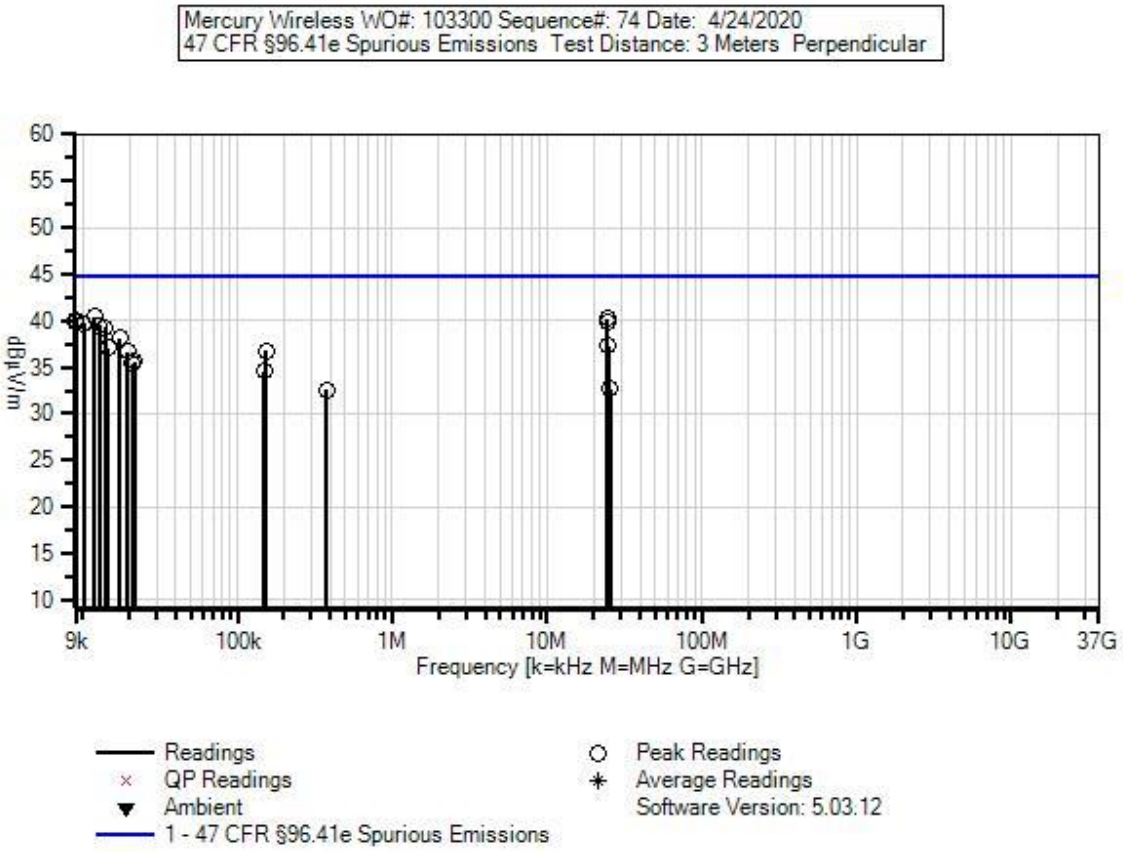


***Test Equipment:***

| ID | Asset # | Description | Model | Calibration Date | Cal Due Date |
|---|---|---|---|---|---|
| T1 | AN00226 | Loop Antenna | 6502 | 6/1/2018 | 6/1/2020 |
| T2 | ANP00880 | Cable | RG214U | 5/14/2018 | 5/14/2020 |
| T3 | ANP06691 | Cable | PE3062-180 | 5/14/2018 | 5/14/2020 |
| | AN02660 | Spectrum Analyzer | E4446A | 10/19/2018 | 10/19/2020 |

| | | | |
|---|---|---|---|
| Test Location: | CKC Laboratories Inc. • 5046 Sierra Pines Drive • Mariposa, CA 95338 • 209-966-5240 | | |
| Customer: | **Mercury Wireless** | | |
| Specification: | **47 CFR §96.41e Spurious Emissions** | | |
| Work Order #: | **103300** | Date: | 3/12/2020 |
| Test Type: | **Radiated Scan** | Time: | 15:46:39 |
| Tested By: | Randy Clark | Sequence#: | 73 |
| Software: | EMITest 5.03.12 | | |

***Equipment Tested:***

| Device | Manufacturer | Model # | S/N |
|---|---|---|---|
| Configuration 1 | | | |

***Support Equipment:***

| Device | Manufacturer | Model # | S/N |
|---|---|---|---|
| Configuration 1 | | | |

***Test Conditions / Notes:***

Radiated Spurious Emissions 30MHz - 37 GHz

Temperature: 20.1 - 26.6° C
Humidity: 36.0 - 44.9%
Atmospheric Pressure: 101.5 - 101.9 kPa

Transmit Frequency Range: 3550 - 3700

RBW:
1MHz (30MHz - 37GHz)

VBW: 3x RBW

Transmitter Settings:
Transmit Frequency: Low Mid and High
Modulation: QPSK, QAM16 and QAM64
Channel Bandwidth: 3.5, 5.5, 7 and 10 MHz
Output Power Software Setting: 33

The EUT is a CBSD and is located at the center of an 80cm table with all antenna ports terminated into characteristic load. The unit was programmed to output the transmitter settings specified above in a continuous transmit mode.

Antenna 1 through 6 are multiplexed from one radio. All 6 channels will have the same output simultaneously in normal operation.

Preliminary investigation performed utilizing a resolution bandwidth lower than specified. Other than those reported below, there were no EUT emissions detected within 6 dB of the limit.

Test Location: Mariposa Lab A
Test Method: ANSI C63.26 (2015), KDB 940660 DO1 Part 96 CBRS Eqpt v02 (April 19, 2019)

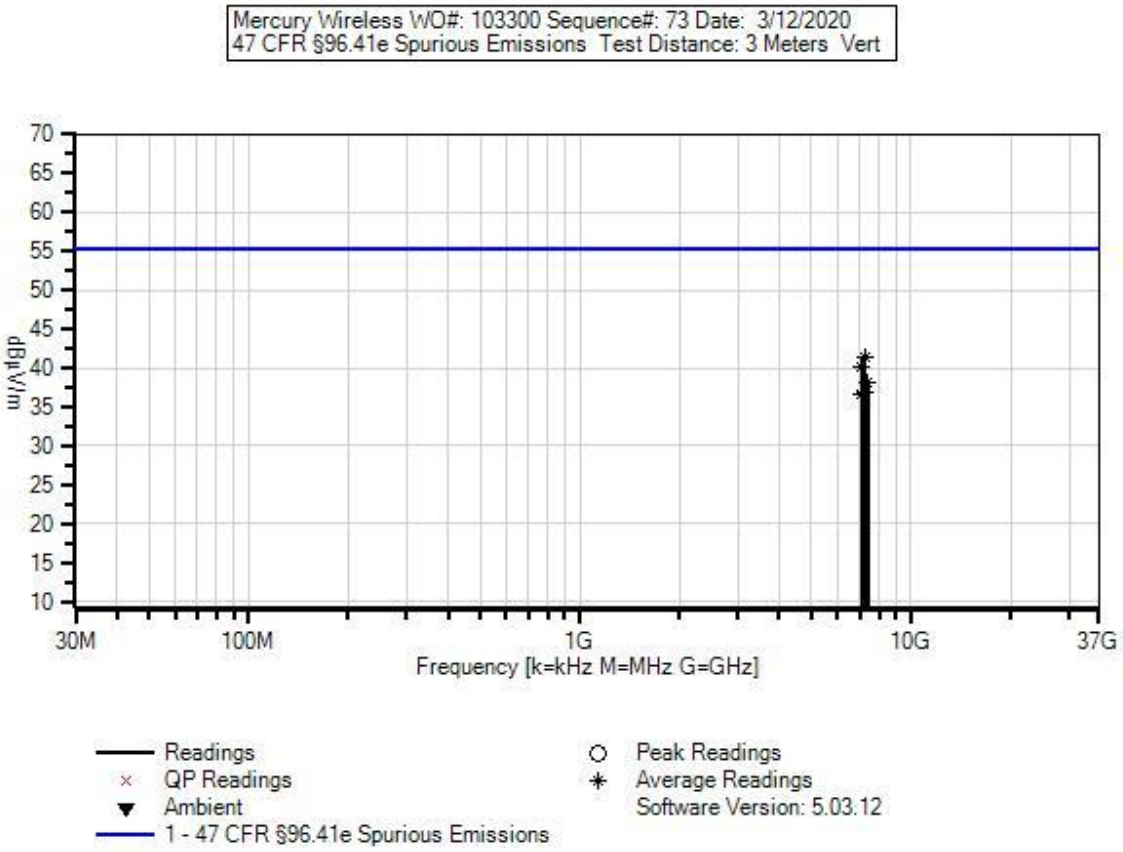


***Test Equipment:***

| ID | Asset # | Description | Model | Calibration Date | Cal Due Date |
|---|---|---|---|---|---|
| T1 | AN02668 | Spectrum Analyzer | E4446A | 12/17/2019 | 12/17/2020 |
| | AN00449 | Preamp-Upper Ports (dB) | 8447F | 1/13/2020 | 1/13/2022 |
| | ANP05656 | Attenuator | PE7004-6 | 2/17/2020 | 2/17/2022 |
| | AN01996 | Biconilog Antenna | CBL6111C | 6/11/2019 | 6/11/2021 |
| | ANP04249 | Cable | | 3/12/2018 | 3/12/2020 |
| | ANP06230 | Cable-Insertion Loss (+45C to 15C) | CXTA04A-50 | 11/19/2018 | 11/19/2020 |
| | ANP06847 | Cable | LMR195-FR-6 | 8/16/2019 | 8/16/2021 |
| | ANP06883 | Cable | LMR195-FR-3 | 8/16/2019 | 8/16/2021 |
| T2 | AN01273 | Horn Antenna | 3115 | 3/14/2018 | 3/14/2020 |
| | AN03366 | Horn Antenna | GH-62-25 | 6/20/2018 | 6/20/2020 |
| | AN02046 | Horn Antenna | MWH-1826/B | 11/16/2018 | 11/16/2020 |
| | AN02045 | Horn Antenna-ANSI C63.5 3m | MWH-2640/B | 8/21/2018 | 8/21/2020 |
| T3 | AN02115 | Preamp | 83051A | 4/3/2019 | 4/3/2021 |
| T4 | ANP07585 | Cable | 32026-2-29094K-360TC | 8/26/2019 | 8/26/2021 |
| T5 | AN03356 | Cable | 32026-2-29094K-48TC | 3/14/2019 | 3/14/2021 |

## Test Setup Photo(s)



9kHz-30MHz

30MHz-1GHz



30MHz-1GHz



Above 1GHz

# 96.41e Conducted Spurious Emissions

| Test Setup Summary | |
|---|---|
| Test Setup: | The EUT is connected directly to the spectrum analyzer through 10.9dB of loss from the attenuator/cable chain used for measurement.<br><br>See data sheets for EUT configuration used during testing<br><br>Test Location: Mariposa Lab A<br>Test Method: ANSI C63.26 (2015), KDB 940660 DO1 Part 96 CBRS Eqpt v02 (April 19, 2019) |
| Declaration: | Software output power setting was varied dependent upon channel bandwidth setting. See tables below for software setting.<br><br>The testing was performed from 9kHz – 3530MHz and from 3720MHz to 37000MHz. The range between 3530 and 3720 was covered during the emissions mask. |

## Test Setup / Conditions / Data

## Channel Bandwidth 3.5MHz

| | | | |
|---|---|---|---|
| Test Location: | CKC Laboratories Inc. • 5046 Sierra Pines Drive • Mariposa, CA 95338 • 209-966-5240 | | |
| Customer: | **Mercury Wireless** | | |
| Specification: | **47 CFR §96.41e Spurious Emissions** | | |
| Work Order #: | **103300** | Date: | 3/10/2020 |
| Test Type: | **Conducted Emissions** | Time: | 15:26:51 |
| Tested By: | Randy Clark | Sequence#: | 55 |
| Software: | EMITest 5.03.12 | | 120V 60Hz |

***Equipment Tested:***

| Device | Manufacturer | Model # | S/N |
|---|---|---|---|
| Configuration 1 | | | |

***Support Equipment:***

| Device | Manufacturer | Model # | S/N |
|---|---|---|---|
| Configuration 1 | | | |

***Test Conditions / Notes:***

Conducted Spurious Emissions 9kHz - 3530 MHz

Temperature: 23°C
Humidity: 28%
Atmospheric Pressure: 102.5 kPa

Transmit Frequency Range: 3550 - 3700

RBW:
200Hz (9k - 150k),
9kHz (150k-30M),
1MHz (30MHz - 37GHz)

VBW: 3x RBW

Transmitter Settings:
Transmit Frequency: 3552.5 MHz
Modulation: QPSK
Channel Bandwidth: 3.5MHz
Output Power Software Setting: 31

The EUT is a CBSD and is located on a table, directly connected to a spectrum analyzer through 10dB of attenuation. The unit was programmed to output the transmitter settings specified above in a continuous transmit mode.

Antenna 1 through 6 are multiplexed from one radio. All 6 channels will have the same output simultaneously in normal operation. Preliminary investigatory measurements showed that all 6 ports were identical and therefore spurious emissions are only being performed on Antenna Port 1.

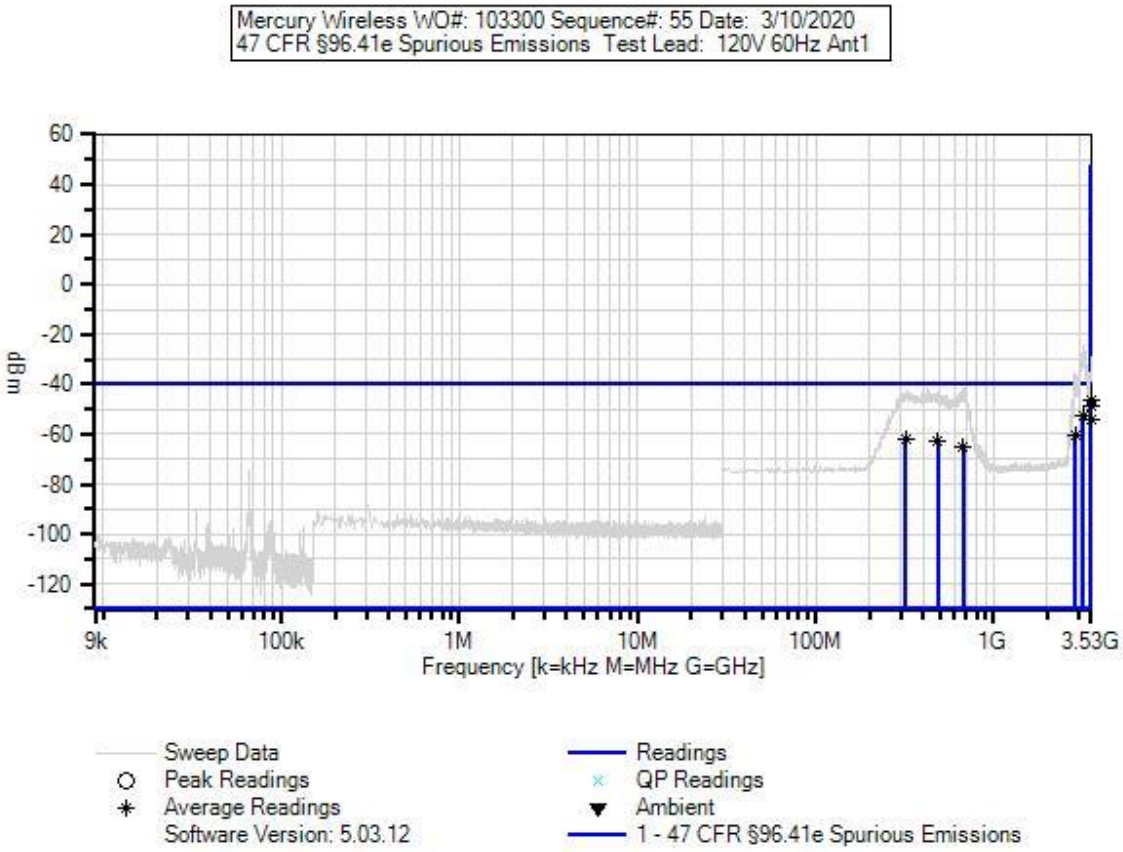


***Test Equipment:***

| ID | Asset # | Description | Model | Calibration Date | Cal Due Date |
|---|---|---|---|---|---|
| | AN02668 | Spectrum Analyzer | E4446A | 12/17/2019 | 12/17/2020 |
| T1 | ANP06239 | Attenuator | 54A-10 | 12/18/2018 | 12/18/2020 |
| T2 | AN03356 | Cable | 32026-2-29094K-48TC | 3/14/2019 | 3/14/2021 |
| T3 | ANdBuV | Unit Conversion | | 8/24/2018 | 8/24/2022 |

***Measurement Data:*** Reading listed by margin. Test Lead: Ant1

| # | Freq MHz | Rdng dBµV | T1 dB | T2 dB | T3 dB | dB | Dist Table | Corr dBm | Spec dBm | Margin dB | Polar Ant |
|---|---|---|---|---|---|---|---|---|---|---|---|
| 1 | 3528.820M Ave | 50.1 | +9.9 | +1.0 | -107.0 | | +0.0 | -46.0 | -40.0 | -6.0 | Ant1 |
| 2 | 3528.832M Ave | 47.5 | +9.9 | +1.0 | -107.0 | | +0.0 | -48.6 | -40.0 | -8.6 | Ant1 |
| ^ | 3528.810M | 66.4 | +9.9 | +1.0 | -107.0 | | +0.0 | -29.7 | -40.0 | +10.3 | Ant1 |
| 4 | 3174.100M Ave | 43.8 | +9.9 | +0.9 | -107.0 | | +0.0 | -52.4 | -40.0 | -12.4 | Ant1 |
| ^ | 3174.100M | 69.5 | +9.9 | +0.9 | -107.0 | | +0.0 | -26.7 | -40.0 | +13.3 | Ant1 |
| 6 | 3508.305M Ave | 42.3 | +9.9 | +1.0 | -107.0 | | +0.0 | -53.8 | -40.0 | -13.8 | Ant1 |
| ^ | 3508.280M | 62.6 | +9.9 | +1.0 | -107.0 | | +0.0 | -33.5 | -40.0 | +6.5 | Ant1 |
| 8 | 2864.059M Ave | 35.7 | +9.9 | +0.9 | -107.0 | | +0.0 | -60.5 | -40.0 | -20.5 | Ant1 |
| ^ | 2864.040M | 60.9 | +9.9 | +0.9 | -107.0 | | +0.0 | -35.3 | -40.0 | +4.7 | Ant1 |
| 10 | 321.626M Ave | 34.9 | +9.9 | +0.3 | -107.0 | | +0.0 | -61.9 | -40.0 | -21.9 | Ant1 |
| ^ | 321.620M | 55.8 | +9.9 | +0.3 | -107.0 | | +0.0 | -41.0 | -40.0 | -1.0 | Ant1 |
| 12 | 484.064M Ave | 33.7 | +9.9 | +0.4 | -107.0 | | +0.0 | -63.0 | -40.0 | -23.0 | Ant1 |
| ^ | 484.060M | 54.0 | +9.9 | +0.4 | -107.0 | | +0.0 | -42.7 | -40.0 | -2.7 | Ant1 |
| 14 | 674.696M Ave | 31.5 | +9.9 | +0.5 | -107.0 | | +0.0 | -65.1 | -40.0 | -25.1 | Ant1 |
| ^ | 674.690M | 52.9 | +9.9 | +0.5 | -107.0 | | +0.0 | -43.7 | -40.0 | -3.7 | Ant1 |

| | | | |
|---|---|---|---|
| Test Location: | CKC Laboratories Inc. • 5046 Sierra Pines Drive • Mariposa, CA 95338 • 209-966-5240 | | |
| Customer: | **Mercury Wireless** | | |
| Specification: | **47 CFR §96.41e Spurious Emissions** | | |
| Work Order #: | **103300** | Date: | 3/10/2020 |
| Test Type: | **Conducted Emissions** | Time: | 15:39:27 |
| Tested By: | Randy Clark | Sequence#: | 56 |
| Software: | EMITest 5.03.12 | | 120V 60Hz |

***Equipment Tested:***

| Device | Manufacturer | Model # | S/N |
|---|---|---|---|
| Configuration 1 | | | |

***Support Equipment:***

| Device | Manufacturer | Model # | S/N |
|---|---|---|---|
| Configuration 1 | | | |

***Test Conditions / Notes:***

Conducted Spurious Emissions 3.72 - 37 GHz

Temperature: 23°C
Humidity: 28%
Atmospheric Pressure: 102.5 kPa

Transmit Frequency Range: 3550 - 3700

RBW:
200Hz (9k - 150k),
9kHz (150k-30M),
1MHz (30MHz - 37GHz)

VBW: 3x RBW

Transmitter Settings:
Transmit Frequency: 3552.5 MHz
Modulation: QPSK
Channel Bandwidth: 3.5MHz
Output Power Software Setting: 31

The EUT is a CBSD and is located on a table, directly connected to a spectrum analyzer through 10dB of attenuation. The unit was programmed to output the transmitter settings specified above in a continuous transmit mode.

Antenna 1 through 6 are multiplexed from one radio. All 6 channels will have the same output simultaneously in normal operation. Preliminary investigatory measurements showed that all 6 ports were identical and therefore spurious emissions are only being performed on Antenna Port 1.

***Test Equipment:***

| ID | Asset # | Description | Model | Calibration Date | Cal Due Date |
|---|---|---|---|---|---|
| | AN02668 | Spectrum Analyzer | E4446A | 12/17/2019 | 12/17/2020 |
| T1 | ANP06239 | Attenuator | 54A-10 | 12/18/2018 | 12/18/2020 |
| T2 | AN03356 | Cable | 32026-2-29094K-48TC | 3/14/2019 | 3/14/2021 |
| T3 | ANdBuV | Unit Conversion | | 8/24/2018 | 8/24/2022 |

***Measurement Data:*** Reading listed by margin. Test Lead: Ant1

| # | Freq MHz | Rdng dBµV | T1 dB | T2 dB | T3 dB | dB | Dist Table | Corr dBm | Spec dBm | Margin dB | Polar Ant |
|---|---|---|---|---|---|---|---|---|---|---|---|
| 1 | 14213.755 M | 40.4 | +10.0 | +2.0 | -107.0 | | +0.0 | -54.6 | -40.0 | -14.6 | Ant1 |
| 2 | 3824.142M Ave | 39.7 | +9.9 | +1.0 | -107.0 | | +0.0 | -56.4 | -40.0 | -16.4 | Ant1 |
| ^ | 3824.130M | 69.8 | +9.9 | +1.0 | -107.0 | | +0.0 | -26.3 | -40.0 | +13.7 | Ant1 |
| 4 | 7105.033M Ave | 38.6 | +10.0 | +1.5 | -107.0 | | +0.0 | -56.9 | -40.0 | -16.9 | Ant1 |
| ^ | 7105.035M | 64.4 | +10.0 | +1.5 | -107.0 | | +0.0 | -31.1 | -40.0 | +8.9 | Ant1 |
| 6 | 3963.750M Ave | 32.7 | +9.9 | +1.1 | -107.0 | | +0.0 | -63.3 | -40.0 | -23.3 | Ant1 |
| ^ | 3963.750M | 58.1 | +9.9 | +1.1 | -107.0 | | +0.0 | -37.9 | -40.0 | +2.1 | Ant1 |
| 8 | 4251.187M Ave | 31.0 | +9.9 | +1.1 | -107.0 | | +0.0 | -65.0 | -40.0 | -25.0 | Ant1 |
| ^ | 4251.180M | 55.3 | +9.9 | +1.1 | -107.0 | | +0.0 | -40.7 | -40.0 | -0.7 | Ant1 |
| 10 | 10657.004 M Ave | 29.3 | +10.0 | +1.9 | -107.0 | | +0.0 | -65.8 | -40.0 | -25.8 | Ant1 |
| ^ | 10657.000 M | 51.1 | +10.0 | +1.9 | -107.0 | | +0.0 | -44.0 | -40.0 | -4.0 | Ant1 |

| | | | |
|---|---|---|---|
| Test Location: | CKC Laboratories Inc. • 5046 Sierra Pines Drive • Mariposa, CA 95338 • 209-966-5240 | | |
| Customer: | **Mercury Wireless** | | |
| Specification: | **47 CFR §96.41e Spurious Emissions** | | |
| Work Order #: | **103300** | Date: | 3/10/2020 |
| Test Type: | **Conducted Emissions** | Time: | 15:47:51 |
| Tested By: | Randy Clark | Sequence#: | 57 |
| Software: | EMITest 5.03.12 | | 120V 60Hz |

***Equipment Tested:***

| Device | Manufacturer | Model # | S/N |
|---|---|---|---|
| Configuration 1 | | | |

***Support Equipment:***

| Device | Manufacturer | Model # | S/N |
|---|---|---|---|
| Configuration 1 | | | |

***Test Conditions / Notes:***

Conducted Spurious Emissions 9kHz - 3530 MHz

Temperature: 23°C
Humidity: 28%
Atmospheric Pressure: 102.5 kPa

Transmit Frequency Range: 3550 - 3700

RBW:
200Hz (9k - 150k),
9kHz (150k-30M),
1MHz (30MHz - 37GHz)

VBW: 3x RBW

Transmitter Settings:
Transmit Frequency: 3552.5 MHz
Modulation: QAM16
Channel Bandwidth: 3.5MHz
Output Power Software Setting: 31

The EUT is a CBSD and is located on a table, directly connected to a spectrum analyzer through 10dB of attenuation. The unit was programmed to output the transmitter settings specified above in a continuous transmit mode.

Antenna 1 through 6 are multiplexed from one radio. All 6 channels will have the same output simultaneously in normal operation. Preliminary investigatory measurements showed that all 6 ports were identical and therefore spurious emissions are only being performed on Antenna Port 1.

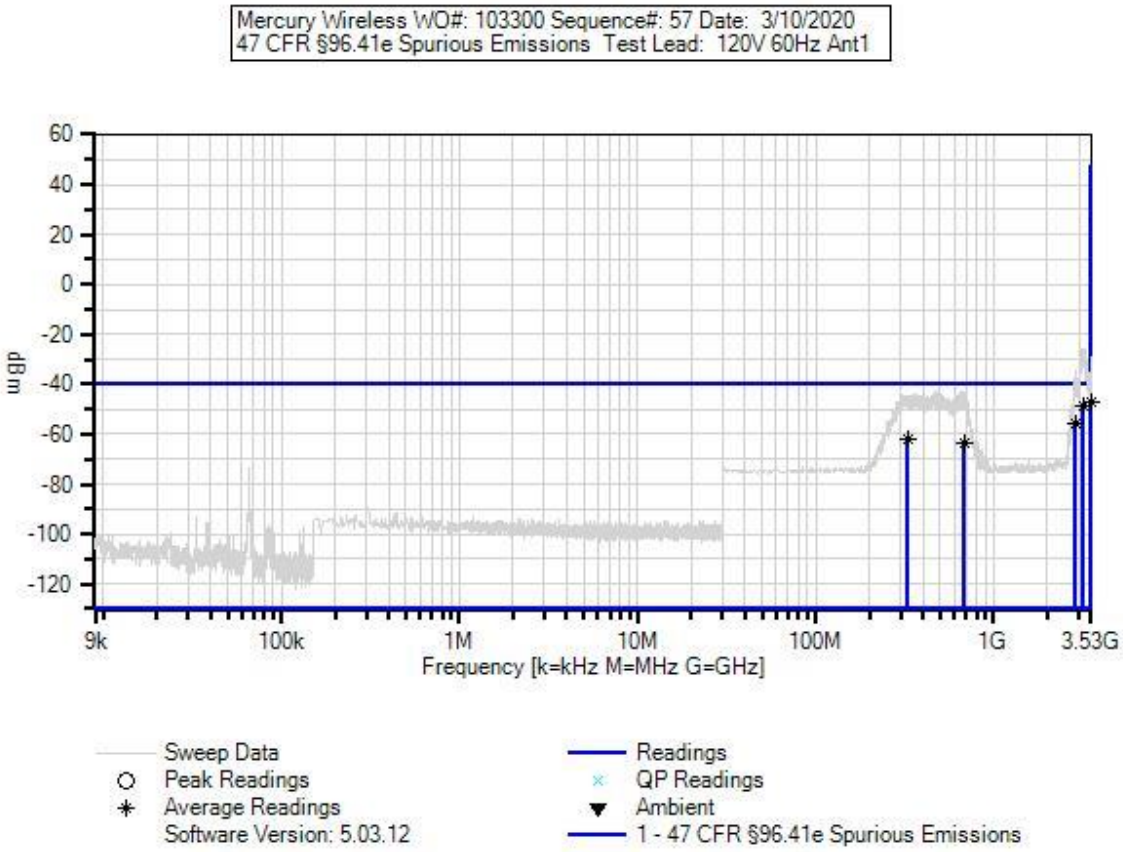


***Test Equipment:***

| ID | Asset # | Description | Model | Calibration Date | Cal Due Date |
|---|---|---|---|---|---|
| | AN02668 | Spectrum Analyzer | E4446A | 12/17/2019 | 12/17/2020 |
| T1 | ANP06239 | Attenuator | 54A-10 | 12/18/2018 | 12/18/2020 |
| T2 | AN03356 | Cable | 32026-2-29094K-48TC | 3/14/2019 | 3/14/2021 |
| T3 | ANdBuV | Unit Conversion | | 8/24/2018 | 8/24/2022 |

***Measurement Data:*** Reading listed by margin. Test Lead: Ant1

| # | Freq MHz | Rdng dBµV | T1 dB | T2 dB | T3 dB | dB | Dist Table | Corr dBm | Spec dBm | Margin dB | Polar Ant |
|---|---|---|---|---|---|---|---|---|---|---|---|
| 1 | 3529.777M Ave | 48.8 | +9.9 | +1.0 | -107.0 | | +0.0 | -47.3 | -40.0 | -7.3 | Ant1 |
| ^ | 3529.760M | 64.9 | +9.9 | +1.0 | -107.0 | | +0.0 | -31.2 | -40.0 | +8.8 | Ant1 |
| 3 | 3173.884M Ave | 47.3 | +9.9 | +0.9 | -107.0 | | +0.0 | -48.9 | -40.0 | -8.9 | Ant1 |
| ^ | 3173.870M | 71.0 | +9.9 | +0.9 | -107.0 | | +0.0 | -25.2 | -40.0 | +14.8 | Ant1 |
| 5 | 2867.388M Ave | 40.1 | +9.9 | +0.9 | -107.0 | | +0.0 | -56.1 | -40.0 | -16.1 | Ant1 |
| ^ | 2867.380M | 60.5 | +9.9 | +0.9 | -107.0 | | +0.0 | -35.7 | -40.0 | +4.3 | Ant1 |
| 7 | 327.337M Ave | 35.2 | +9.9 | +0.3 | -107.0 | | +0.0 | -61.6 | -40.0 | -21.6 | Ant1 |
| ^ | 327.330M | 53.3 | +9.9 | +0.3 | -107.0 | | +0.0 | -43.5 | -40.0 | -3.5 | Ant1 |
| 9 | 680.407M Ave | 33.0 | +9.9 | +0.5 | -107.0 | | +0.0 | -63.6 | -40.0 | -23.6 | Ant1 |
| ^ | 680.400M | 54.3 | +9.9 | +0.5 | -107.0 | | +0.0 | -42.3 | -40.0 | -2.3 | Ant1 |

| | | | |
|---|---|---|---|
| Test Location: | CKC Laboratories Inc. • 5046 Sierra Pines Drive • Mariposa, CA 95338 • 209-966-5240 | | |
| Customer: | **Mercury Wireless** | | |
| Specification: | **47 CFR §96.41e Spurious Emissions** | | |
| Work Order #: | **103300** | Date: | 3/10/2020 |
| Test Type: | **Conducted Emissions** | Time: | 15:56:37 |
| Tested By: | Randy Clark | Sequence#: | 58 |
| Software: | EMITest 5.03.12 | | 120V 60Hz |

***Equipment Tested:***

| Device | Manufacturer | Model # | S/N |
|---|---|---|---|
| Configuration 1 | | | |

***Support Equipment:***

| Device | Manufacturer | Model # | S/N |
|---|---|---|---|
| Configuration 1 | | | |

***Test Conditions / Notes:***

Conducted Spurious Emissions 3.72 - 37 GHz

Temperature: 23°C
Humidity: 28%
Atmospheric Pressure: 102.5 kPa

Transmit Frequency Range: 3550 - 3700

RBW:
200Hz (9k - 150k),
9kHz (150k-30M),
1MHz (30MHz - 37GHz)

VBW: 3x RBW

Transmitter Settings:
Transmit Frequency: 3552.5 MHz
Modulation: QAM16
Channel Bandwidth: 3.5MHz
Output Power Software Setting: 31

The EUT is a CBSD and is located on a table, directly connected to a spectrum analyzer through 10dB of attenuation. The unit was programmed to output the transmitter settings specified above in a continuous transmit mode.

Antenna 1 through 6 are multiplexed from one radio. All 6 channels will have the same output simultaneously in normal operation. Preliminary investigatory measurements showed that all 6 ports were identical and therefore spurious emissions are only being performed on Antenna Port 1.

***Test Equipment:***

| ID | Asset # | Description | Model | Calibration Date | Cal Due Date |
|---|---|---|---|---|---|
| | AN02668 | Spectrum Analyzer | E4446A | 12/17/2019 | 12/17/2020 |
| T1 | ANP06239 | Attenuator | 54A-10 | 12/18/2018 | 12/18/2020 |
| T2 | AN03356 | Cable | 32026-2-29094K-48TC | 3/14/2019 | 3/14/2021 |
| T3 | ANdBuV | Unit Conversion | | 8/24/2018 | 8/24/2022 |

***Measurement Data:*** Reading listed by margin. Test Lead: Ant1

| # | Freq MHz | Rdng dBµV | T1 dB | T2 dB | T3 dB | dB | Dist Table | Corr dBm | Spec dBm | Margin dB | Polar Ant |
|---|---|---|---|---|---|---|---|---|---|---|---|
| 1 | 7105.897M Ave | 42.4 | +10.0 | +1.5 | -107.0 | | +0.0 | -53.1 | -40.0 | -13.1 | Ant1 |
| ^ | 7105.865M | 64.7 | +10.0 | +1.5 | -107.0 | | +0.0 | -30.8 | -40.0 | +9.2 | Ant1 |
| 3 | 14212.020 M | 40.1 | +10.0 | +2.0 | -107.0 | | +0.0 | -54.9 | -40.0 | -14.9 | Ant1 |
| 4 | 3968.860M Ave | 36.3 | +9.9 | +1.1 | -107.0 | | +0.0 | -59.7 | -40.0 | -19.7 | Ant1 |
| ^ | 3968.820M | 55.7 | +9.9 | +1.1 | -107.0 | | +0.0 | -40.3 | -40.0 | -0.3 | Ant1 |
| 6 | 3821.032M Ave | 34.8 | +9.9 | +1.0 | -107.0 | | +0.0 | -61.3 | -40.0 | -21.3 | Ant1 |
| ^ | 3821.010M | 67.5 | +9.9 | +1.0 | -107.0 | | +0.0 | -28.6 | -40.0 | +11.4 | Ant1 |
| 8 | 10657.752 M Ave | 31.3 | +10.0 | +1.9 | -107.0 | | +0.0 | -63.8 | -40.0 | -23.8 | Ant1 |
| ^ | 10657.723 M | 51.5 | +10.0 | +1.9 | -107.0 | | +0.0 | -43.6 | -40.0 | -3.6 | Ant1 |
| 10 | 4246.737M Ave | 31.8 | +9.9 | +1.1 | -107.0 | | +0.0 | -64.2 | -40.0 | -24.2 | Ant1 |
| ^ | 4246.695M | 52.9 | +9.9 | +1.1 | -107.0 | | +0.0 | -43.1 | -40.0 | -3.1 | Ant1 |

| | | | |
|---|---|---|---|
| Test Location: | CKC Laboratories Inc. • 5046 Sierra Pines Drive • Mariposa, CA 95338 • 209-966-5240 | | |
| Customer: | **Mercury Wireless** | | |
| Specification: | **47 CFR §96.41e Spurious Emissions** | | |
| Work Order #: | **103300** | Date: | 3/10/2020 |
| Test Type: | **Conducted Emissions** | Time: | 16:04:51 |
| Tested By: | Randy Clark | Sequence#: | 59 |
| Software: | EMITest 5.03.12 | | 120V 60Hz |

***Equipment Tested:***

| Device | Manufacturer | Model # | S/N |
|---|---|---|---|
| Configuration 1 | | | |

***Support Equipment:***

| Device | Manufacturer | Model # | S/N |
|---|---|---|---|
| Configuration 1 | | | |

***Test Conditions / Notes:***

Conducted Spurious Emissions 9kHz - 3530 MHz

Temperature: 23°C
Humidity: 28%
Atmospheric Pressure: 102.5 kPa

Transmit Frequency Range: 3550 - 3700

RBW:
200Hz (9k - 150k),
9kHz (150k-30M),
1MHz (30MHz - 37GHz)

VBW: 3x RBW

Transmitter Settings:
Transmit Frequency: 3552.5 MHz
Modulation: QAM64
Channel Bandwidth: 3.5MHz
Output Power Software Setting: 31

The EUT is a CBSD and is located on a table, directly connected to a spectrum analyzer through 10dB of attenuation. The unit was programmed to output the transmitter settings specified above in a continuous transmit mode.

Antenna 1 through 6 are multiplexed from one radio. All 6 channels will have the same output simultaneously in normal operation. Preliminary investigatory measurements showed that all 6 ports were identical and therefore spurious emissions are only being performed on Antenna Port 1.

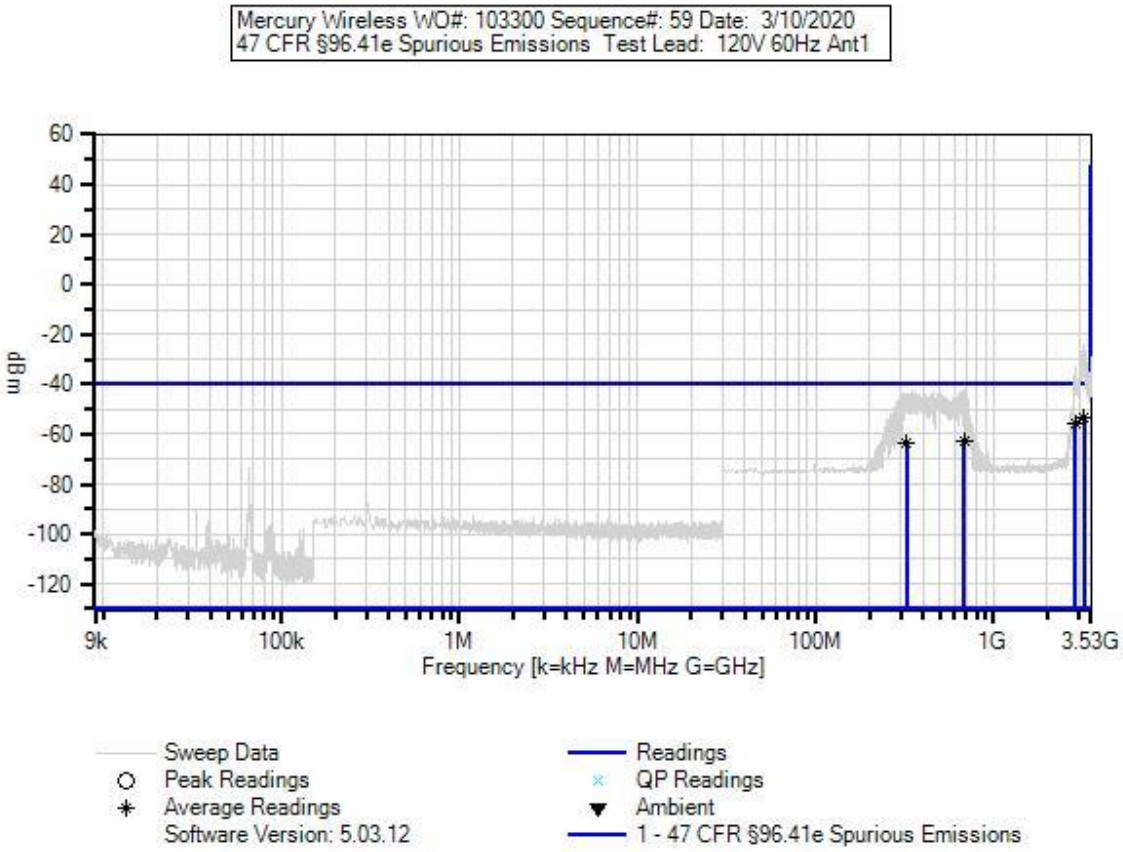


***Test Equipment:***

| ID | Asset # | Description | Model | Calibration Date | Cal Due Date |
|---|---|---|---|---|---|
| | AN02668 | Spectrum Analyzer | E4446A | 12/17/2019 | 12/17/2020 |
| T1 | ANP06239 | Attenuator | 54A-10 | 12/18/2018 | 12/18/2020 |
| T2 | AN03356 | Cable | 32026-2-29094K-48TC | 3/14/2019 | 3/14/2021 |
| T3 | ANdBuV | Unit Conversion | | 8/24/2018 | 8/24/2022 |

***Measurement Data:*** Reading listed by margin. Test Lead: Ant1

| # | Freq MHz | Rdng dBµV | T1 dB | T2 dB | T3 dB | dB | Dist Table | Corr dBm | Spec dBm | Margin dB | Polar Ant |
|---|---|---|---|---|---|---|---|---|---|---|---|
| 1 | 3197.025M Ave | 43.0 | +9.9 | +0.9 | -107.0 | | +0.0 | -53.2 | -40.0 | -13.2 | Ant1 |
| ^ | 3197.020M | 69.6 | +9.9 | +0.9 | -107.0 | | +0.0 | -26.6 | -40.0 | +13.4 | Ant1 |
| 3 | 2865.470M Ave | 40.5 | +9.9 | +0.9 | -107.0 | | +0.0 | -55.7 | -40.0 | -15.7 | Ant1 |
| ^ | 2865.470M | 61.2 | +9.9 | +0.9 | -107.0 | | +0.0 | -35.0 | -40.0 | +5.0 | Ant1 |
| 5 | 679.987M Ave | 33.5 | +9.9 | +0.5 | -107.0 | | +0.0 | -63.1 | -40.0 | -23.1 | Ant1 |
| ^ | 679.980M | 54.8 | +9.9 | +0.5 | -107.0 | | +0.0 | -41.8 | -40.0 | -1.8 | Ant1 |
| 7 | 326.052M Ave | 33.0 | +9.9 | +0.3 | -107.0 | | +0.0 | -63.8 | -40.0 | -23.8 | Ant1 |
| ^ | 326.050M | 53.2 | +9.9 | +0.3 | -107.0 | | +0.0 | -43.6 | -40.0 | -3.6 | Ant1 |

| | | | |
|---|---|---|---|
| Test Location: | CKC Laboratories Inc. • 5046 Sierra Pines Drive • Mariposa, CA 95338 • 209-966-5240 | | |
| Customer: | **Mercury Wireless** | | |
| Specification: | **47 CFR §96.41e Spurious Emissions** | | |
| Work Order #: | **103300** | Date: | 3/10/2020 |
| Test Type: | **Conducted Emissions** | Time: | 16:12:48 |
| Tested By: | Randy Clark | Sequence#: | 60 |
| Software: | EMITest 5.03.12 | | 120V 60Hz |

***Equipment Tested:***

| Device | Manufacturer | Model # | S/N |
|---|---|---|---|
| Configuration 1 | | | |

***Support Equipment:***

| Device | Manufacturer | Model # | S/N |
|---|---|---|---|
| Configuration 1 | | | |

***Test Conditions / Notes:***

Conducted Spurious Emissions 3.72 - 37 GHz

Temperature: 23°C
Humidity: 28%
Atmospheric Pressure: 102.5 kPa

Transmit Frequency Range: 3550 - 3700

RBW:
200Hz (9k - 150k),
9kHz (150k-30M),
1MHz (30MHz - 37GHz)

VBW: 3x RBW

Transmitter Settings:
Transmit Frequency: 3552.5 MHz
Modulation: QAM64
Channel Bandwidth: 3.5MHz
Output Power Software Setting: 31

The EUT is a CBSD and is located on a table, directly connected to a spectrum analyzer through 10dB of attenuation. The unit was programmed to output the transmitter settings specified above in a continuous transmit mode.

Antenna 1 through 6 are multiplexed from one radio. All 6 channels will have the same output simultaneously in normal operation. Preliminary investigatory measurements showed that all 6 ports were identical and therefore spurious emissions are only being performed on Antenna Port 1.

***Test Equipment:***

| ID | Asset # | Description | Model | Calibration Date | Cal Due Date |
|---|---|---|---|---|---|
| | AN02668 | Spectrum Analyzer | E4446A | 12/17/2019 | 12/17/2020 |
| T1 | ANP06239 | Attenuator | 54A-10 | 12/18/2018 | 12/18/2020 |
| T2 | AN03356 | Cable | 32026-2-29094K-48TC | 3/14/2019 | 3/14/2021 |
| T3 | ANdBuV | Unit Conversion | | 8/24/2018 | 8/24/2022 |

***Measurement Data:*** Reading listed by margin. Test Lead: Ant1

| # | Freq MHz | Rdng dBµV | T1 dB | T2 dB | T3 dB | dB | Dist Table | Corr dBm | Spec dBm | Margin dB | Polar Ant |
|---|---|---|---|---|---|---|---|---|---|---|---|
| 1 | 10657.750 M | 50.7 | +10.0 | +1.9 | -107.0 | | +0.0 | -44.4 | -40.0 | -4.4 | Ant1 |
| 2 | 7105.045M Ave | 43.0 | +10.0 | +1.5 | -107.0 | | +0.0 | -52.5 | -40.0 | -12.5 | Ant1 |
| ^ | 7105.035M | 63.7 | +10.0 | +1.5 | -107.0 | | +0.0 | -31.8 | -40.0 | +8.2 | Ant1 |
| 4 | 14210.025 M | 39.9 | +10.0 | +2.0 | -107.0 | | +0.0 | -55.1 | -40.0 | -15.1 | Ant1 |
| 5 | 3839.535M Ave | 35.9 | +9.9 | +1.0 | -107.0 | | +0.0 | -60.2 | -40.0 | -20.2 | Ant1 |
| ^ | 3839.535M | 67.5 | +9.9 | +1.0 | -107.0 | | +0.0 | -28.6 | -40.0 | +11.4 | Ant1 |
| 7 | 4246.147M Ave | 31.7 | +9.9 | +1.1 | -107.0 | | +0.0 | -64.3 | -40.0 | -24.3 | Ant1 |
| ^ | 4246.110M | 56.1 | +9.9 | +1.1 | -107.0 | | +0.0 | -39.9 | -40.0 | +0.1 | Ant1 |
| 9 | 3998.319M Ave | 31.0 | +9.9 | +1.1 | -107.0 | | +0.0 | -65.0 | -40.0 | -25.0 | Ant1 |
| ^ | 3998.265M | 55.5 | +9.9 | +1.1 | -107.0 | | +0.0 | -40.5 | -40.0 | -0.5 | Ant1 |

| | | | |
|---|---|---|---|
| Test Location: | CKC Laboratories Inc. • 5046 Sierra Pines Drive • Mariposa, CA 95338 • 209-966-5240 | | |
| Customer: | **Mercury Wireless** | | |
| Specification: | **47 CFR §96.41e Spurious Emissions** | | |
| Work Order #: | **103300** | Date: | 3/10/2020 |
| Test Type: | **Conducted Emissions** | Time: | 16:21:31 |
| Tested By: | Randy Clark | Sequence#: | 61 |
| Software: | EMITest 5.03.12 | | 120V 60Hz |

***Equipment Tested:***

| Device | Manufacturer | Model # | S/N |
|---|---|---|---|
| Configuration 1 | | | |

***Support Equipment:***

| Device | Manufacturer | Model # | S/N |
|---|---|---|---|
| Configuration 1 | | | |

***Test Conditions / Notes:***

Conducted Spurious Emissions 9kHz - 3530 MHz

Temperature: 23°C
Humidity: 28%
Atmospheric Pressure: 102.5 kPa

Transmit Frequency Range: 3550 - 3700

RBW:
200Hz (9k - 150k),
9kHz (150k-30M),
1MHz (30MHz - 37GHz)

VBW: 3x RBW

Transmitter Settings:
Transmit Frequency: 3625 MHz
Modulation: QPSK
Channel Bandwidth: 3.5MHz
Output Power Software Setting: 31

The EUT is a CBSD and is located on a table, directly connected to a spectrum analyzer through 10dB of attenuation. The unit was programmed to output the transmitter settings specified above in a continuous transmit mode.

Antenna 1 through 6 are multiplexed from one radio. All 6 channels will have the same output simultaneously in normal operation. Preliminary investigatory measurements showed that all 6 ports were identical and therefore spurious emissions are only being performed on Antenna Port 1.

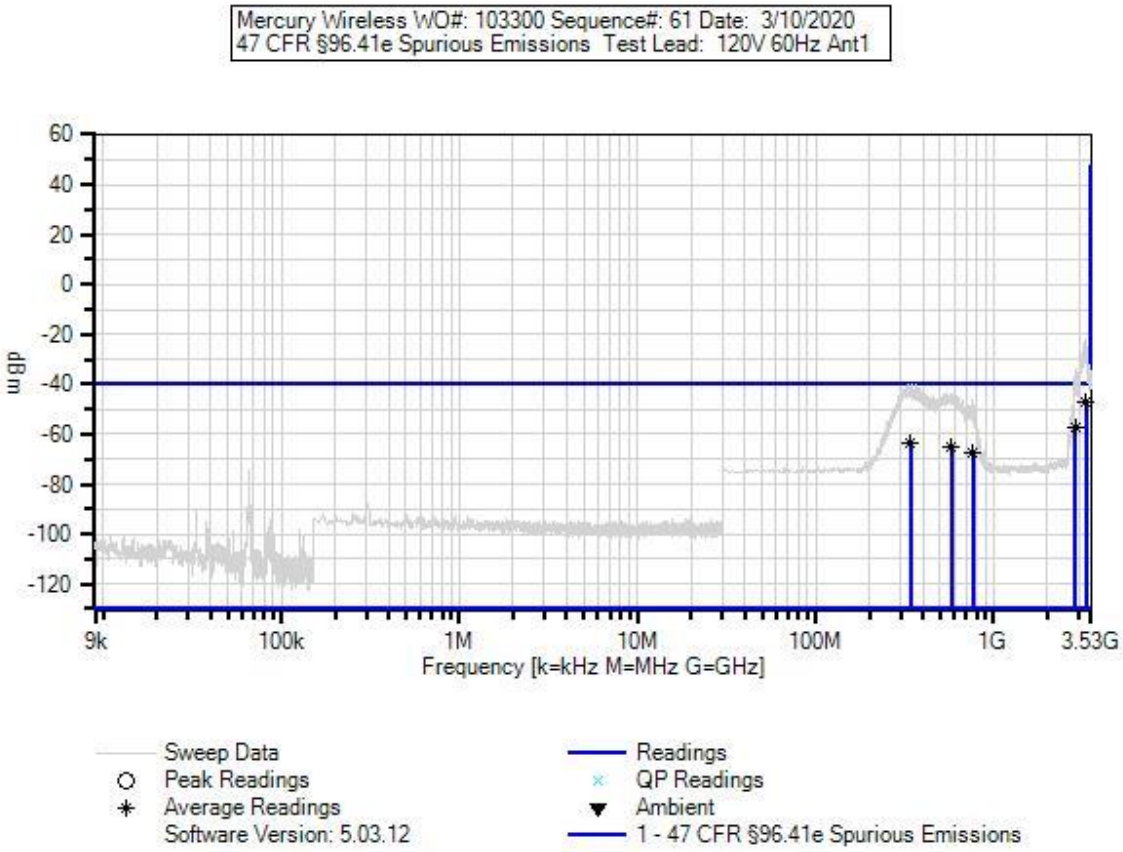


***Test Equipment:***

| ID | Asset # | Description | Model | Calibration Date | Cal Due Date |
|---|---|---|---|---|---|
| | AN02668 | Spectrum Analyzer | E4446A | 12/17/2019 | 12/17/2020 |
| T1 | ANP06239 | Attenuator | 54A-10 | 12/18/2018 | 12/18/2020 |
| T2 | AN03356 | Cable | 32026-2-29094K-48TC | 3/14/2019 | 3/14/2021 |
| T3 | ANdBuV | Unit Conversion | | 8/24/2018 | 8/24/2022 |

***Measurement Data:*** Reading listed by margin. Test Lead: Ant1

| # | Freq MHz | Rdng dBµV | T1 dB | T2 dB | T3 dB | dB | Dist Table | Corr dBm | Spec dBm | Margin dB | Polar Ant |
|---|---|---|---|---|---|---|---|---|---|---|---|
| 1 | 3297.771M Ave | 48.8 | +9.9 | +1.0 | -107.0 | | +0.0 | -47.3 | -40.0 | -7.3 | Ant1 |
| ^ | 3297.750M | 75.5 | +9.9 | +1.0 | -107.0 | | +0.0 | -20.6 | -40.0 | +19.4 | Ant1 |
| 3 | 2867.146M Ave | 39.2 | +9.9 | +0.9 | -107.0 | | +0.0 | -57.0 | -40.0 | -17.0 | Ant1 |
| ^ | 2867.140M | 63.4 | +9.9 | +0.9 | -107.0 | | +0.0 | -32.8 | -40.0 | +7.2 | Ant1 |
| 5 | 339.233M Ave | 33.3 | +9.9 | +0.3 | -107.0 | | +0.0 | -63.5 | -40.0 | -23.5 | Ant1 |
| ^ | 339.230M | 57.1 | +9.9 | +0.3 | -107.0 | | +0.0 | -39.7 | -40.0 | +0.3 | Ant1 |
| 7 | 576.057M Ave | 31.8 | +9.9 | +0.4 | -107.0 | | +0.0 | -64.9 | -40.0 | -24.9 | Ant1 |
| ^ | 576.050M | 53.5 | +9.9 | +0.4 | -107.0 | | +0.0 | -43.2 | -40.0 | -3.2 | Ant1 |
| 9 | 768.256M Ave | 29.3 | +9.9 | +0.5 | -107.0 | | +0.0 | -67.3 | -40.0 | -27.3 | Ant1 |
| ^ | 768.250M | 49.4 | +9.9 | +0.5 | -107.0 | | +0.0 | -47.2 | -40.0 | -7.2 | Ant1 |

| | | | |
|---|---|---|---|
| Test Location: | CKC Laboratories Inc. • 5046 Sierra Pines Drive • Mariposa, CA 95338 • 209-966-5240 | | |
| Customer: | **Mercury Wireless** | | |
| Specification: | **47 CFR §96.41e Spurious Emissions** | | |
| Work Order #: | **103300** | Date: | 3/10/2020 |
| Test Type: | **Conducted Emissions** | Time: | 16:29:16 |
| Tested By: | Randy Clark | Sequence#: | 62 |
| Software: | EMITest 5.03.12 | | 120V 60Hz |

***Equipment Tested:***

| Device | Manufacturer | Model # | S/N |
|---|---|---|---|
| Configuration 1 | | | |

***Support Equipment:***

| Device | Manufacturer | Model # | S/N |
|---|---|---|---|
| Configuration 1 | | | |

***Test Conditions / Notes:***

Conducted Spurious Emissions 3.72 - 37 GHz

Temperature: 23°C
Humidity: 28%
Atmospheric Pressure: 102.5 kPa

Transmit Frequency Range: 3550 - 3700

RBW:
200Hz (9k - 150k),
9kHz (150k-30M),
1MHz (30MHz - 37GHz)

VBW: 3x RBW

Transmitter Settings:
Transmit Frequency: 3625 MHz
Modulation: QPSK
Channel Bandwidth: 3.5MHz
Output Power Software Setting: 31

The EUT is a CBSD and is located on a table, directly connected to a spectrum analyzer through 10dB of attenuation. The unit was programmed to output the transmitter settings specified above in a continuous transmit mode.

Antenna 1 through 6 are multiplexed from one radio. All 6 channels will have the same output simultaneously in normal operation. Preliminary investigatory measurements showed that all 6 ports were identical and therefore spurious emissions are only being performed on Antenna Port 1.

***Test Equipment:***

| ID | Asset # | Description | Model | Calibration Date | Cal Due Date |
|---|---|---|---|---|---|
| | AN02668 | Spectrum Analyzer | E4446A | 12/17/2019 | 12/17/2020 |
| T1 | ANP06239 | Attenuator | 54A-10 | 12/18/2018 | 12/18/2020 |
| T2 | AN03356 | Cable | 32026-2-29094K-48TC | 3/14/2019 | 3/14/2021 |
| T3 | ANdBuV | Unit Conversion | | 8/24/2018 | 8/24/2022 |

***Measurement Data:*** Reading listed by margin. Test Lead: Ant1

| # | Freq MHz | Rdng dBµV | T1 dB | T2 dB | T3 dB | dB | Dist Table | Corr dBm | Spec dBm | Margin dB | Polar Ant |
|---|---|---|---|---|---|---|---|---|---|---|---|
| 1 | 10873.663 M | 44.8 | +10.0 | +1.9 | -107.0 | | +0.0 | -50.3 | -40.0 | -10.3 | Ant1 |
| 2 | 3908.970M Ave | 45.3 | +9.9 | +1.0 | -107.0 | | +0.0 | -50.8 | -40.0 | -10.8 | Ant1 |
| ^ | 3908.955M | 67.2 | +9.9 | +1.0 | -107.0 | | +0.0 | -28.9 | -40.0 | +11.1 | Ant1 |
| 4 | 4386.120M | 43.8 | +9.9 | +1.1 | -107.0 | | +0.0 | -52.2 | -40.0 | -12.2 | Ant1 |
| 5 | 7250.525M Ave | 38.7 | +10.0 | +1.5 | -107.0 | | +0.0 | -56.8 | -40.0 | -16.8 | Ant1 |
| ^ | 7250.488M | 59.6 | +10.0 | +1.5 | -107.0 | | +0.0 | -35.9 | -40.0 | +4.1 | Ant1 |
| 7 | 14500.935 M | 36.4 | +10.0 | +2.0 | -107.0 | | +0.0 | -58.6 | -40.0 | -18.6 | Ant1 |
| 8 | 4166.782M Ave | 31.2 | +9.9 | +1.1 | -107.0 | | +0.0 | -64.8 | -40.0 | -24.8 | Ant1 |
| ^ | 4166.745M | 53.7 | +9.9 | +1.1 | -107.0 | | +0.0 | -42.3 | -40.0 | -2.3 | Ant1 |

| | | | |
|---|---|---|---|
| Test Location: | CKC Laboratories Inc. • 5046 Sierra Pines Drive • Mariposa, CA 95338 • 209-966-5240 | | |
| Customer: | **Mercury Wireless** | | |
| Specification: | **47 CFR §96.41e Spurious Emissions** | | |
| Work Order #: | **103300** | Date: | 3/10/2020 |
| Test Type: | **Conducted Emissions** | Time: | 16:39:40 |
| Tested By: | Randy Clark | Sequence#: | 63 |
| Software: | EMITest 5.03.12 | | 120V 60Hz |

***Equipment Tested:***

| Device | Manufacturer | Model # | S/N |
|---|---|---|---|
| Configuration 1 | | | |

***Support Equipment:***

| Device | Manufacturer | Model # | S/N |
|---|---|---|---|
| Configuration 1 | | | |

***Test Conditions / Notes:***

Conducted Spurious Emissions 9kHz - 3530 MHz

Temperature: 23°C
Humidity: 28%
Atmospheric Pressure: 102.5 kPa

Transmit Frequency Range: 3550 - 3700

RBW:
200Hz (9k - 150k),
9kHz (150k-30M),
1MHz (30MHz - 37GHz)

VBW: 3x RBW

Transmitter Settings:
Transmit Frequency: 3625 MHz
Modulation: QAM16
Channel Bandwidth: 3.5MHz
Output Power Software Setting: 31

The EUT is a CBSD and is located on a table, directly connected to a spectrum analyzer through 10dB of attenuation. The unit was programmed to output the transmitter settings specified above in a continuous transmit mode.

Antenna 1 through 6 are multiplexed from one radio. All 6 channels will have the same output simultaneously in normal operation. Preliminary investigatory measurements showed that all 6 ports were identical and therefore spurious emissions are only being performed on Antenna Port 1.

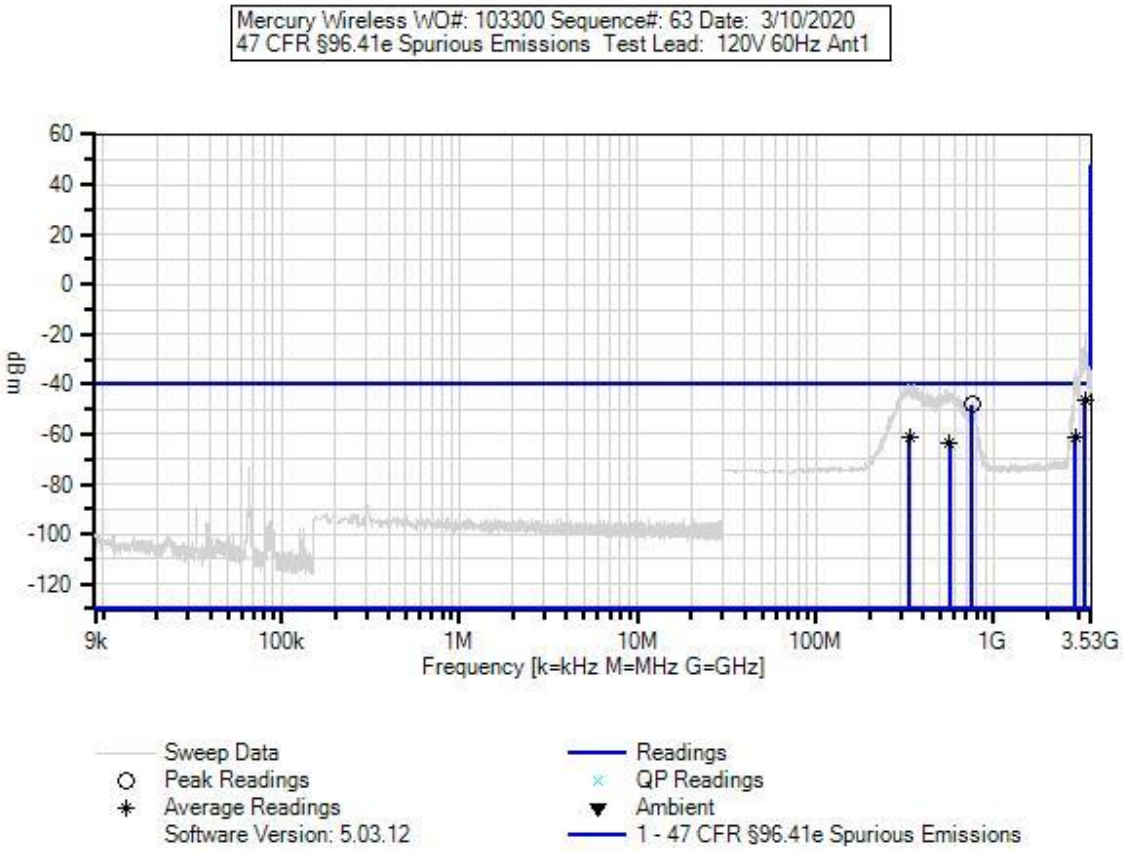


***Test Equipment:***

| ID | Asset # | Description | Model | Calibration Date | Cal Due Date |
|---|---|---|---|---|---|
| | AN02668 | Spectrum Analyzer | E4446A | 12/17/2019 | 12/17/2020 |
| T1 | ANP06239 | Attenuator | 54A-10 | 12/18/2018 | 12/18/2020 |
| T2 | AN03356 | Cable | 32026-2-29094K-48TC | 3/14/2019 | 3/14/2021 |
| T3 | ANdBuV | Unit Conversion | | 8/24/2018 | 8/24/2022 |

***Measurement Data:*** Reading listed by margin. Test Lead: Ant1

| # | Freq MHz | Rdng dBµV | T1 dB | T2 dB | T3 dB | dB | Dist Table | Corr dBm | Spec dBm | Margin dB | Polar Ant |
|---|---|---|---|---|---|---|---|---|---|---|---|
| 1 | 3250.504M Ave | 50.1 | +9.9 | +1.0 | -107.0 | | +0.0 | -46.0 | -40.0 | -6.0 | Ant1 |
| ^ | 3250.490M | 74.5 | +9.9 | +1.0 | -107.0 | | +0.0 | -21.6 | -40.0 | +18.4 | Ant1 |
| 3 | 756.060M | 48.5 | +9.9 | +0.5 | -107.0 | | +0.0 | -48.1 | -40.0 | -8.1 | Ant1 |
| 4 | 2856.423M Ave | 35.1 | +9.9 | +0.9 | -107.0 | | +0.0 | -61.1 | -40.0 | -21.1 | Ant1 |
| ^ | 2856.400M | 64.9 | +9.9 | +0.9 | -107.0 | | +0.0 | -31.3 | -40.0 | +8.7 | Ant1 |
| 6 | 335.556M Ave | 35.4 | +9.9 | +0.3 | -107.0 | | +0.0 | -61.4 | -40.0 | -21.4 | Ant1 |
| ^ | 335.550M | 57.2 | +9.9 | +0.3 | -107.0 | | +0.0 | -39.6 | -40.0 | +0.4 | Ant1 |
| 8 | 563.325M Ave | 33.1 | +9.9 | +0.4 | -107.0 | | +0.0 | -63.6 | -40.0 | -23.6 | Ant1 |
| ^ | 563.320M | 55.8 | +9.9 | +0.4 | -107.0 | | +0.0 | -40.9 | -40.0 | -0.9 | Ant1 |

| | | | |
|---|---|---|---|
| Test Location: | CKC Laboratories Inc. • 5046 Sierra Pines Drive • Mariposa, CA 95338 • 209-966-5240 | | |
| Customer: | **Mercury Wireless** | | |
| Specification: | **47 CFR §96.41e Spurious Emissions** | | |
| Work Order #: | **103300** | Date: | 3/10/2020 |
| Test Type: | **Conducted Emissions** | Time: | 16:47:45 |
| Tested By: | Randy Clark | Sequence#: | 64 |
| Software: | EMITest 5.03.12 | | 120V 60Hz |

***Equipment Tested:***

| Device | Manufacturer | Model # | S/N |
|---|---|---|---|
| Configuration 1 | | | |

***Support Equipment:***

| Device | Manufacturer | Model # | S/N |
|---|---|---|---|
| Configuration 1 | | | |

***Test Conditions / Notes:***

Conducted Spurious Emissions 3.72 - 37 GHz

Temperature: 23°C
Humidity: 28%
Atmospheric Pressure: 102.5 kPa

Transmit Frequency Range: 3550 - 3700

RBW:
200Hz (9k - 150k),
9kHz (150k-30M),
1MHz (30MHz - 37GHz)

VBW: 3x RBW

Transmitter Settings:
Transmit Frequency: 3625 MHz
Modulation: QAM16
Channel Bandwidth: 3.5MHz
Output Power Software Setting: 31

The EUT is a CBSD and is located on a table, directly connected to a spectrum analyzer through 10dB of attenuation. The unit was programmed to output the transmitter settings specified above in a continuous transmit mode.

Antenna 1 through 6 are multiplexed from one radio. All 6 channels will have the same output simultaneously in normal operation. Preliminary investigatory measurements showed that all 6 ports were identical and therefore spurious emissions are only being performed on Antenna Port 1.

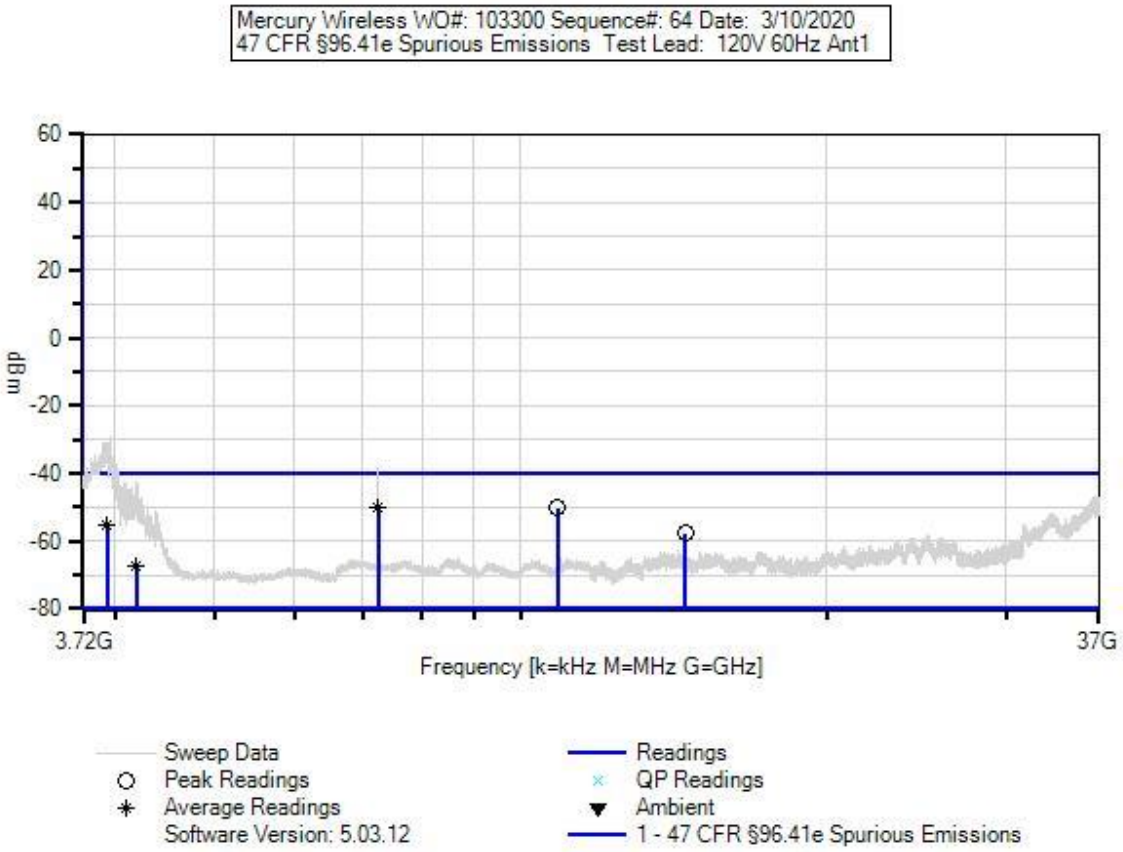


***Test Equipment:***

| ID | Asset # | Description | Model | Calibration Date | Cal Due Date |
|---|---|---|---|---|---|
| | AN02668 | Spectrum Analyzer | E4446A | 12/17/2019 | 12/17/2020 |
| T1 | ANP06239 | Attenuator | 54A-10 | 12/18/2018 | 12/18/2020 |
| T2 | AN03356 | Cable | 32026-2-29094K-48TC | 3/14/2019 | 3/14/2021 |
| T3 | ANdBuV | Unit Conversion | | 8/24/2018 | 8/24/2022 |