Measurement Data: Reading listed by margin. Test Lead: Ant1

#	Freq MHz	Rdng dBµV	T1 dB	T2 dB	T3 dB	dB	Dist Table	Corr dBm	Spec dBm	Margin dB	Polar Ant
1	10876.570 M	44.8	+10.0	+1.9	-107.0		+0.0	-50.3	-40.0	-10.3	Ant1
2	7250.949M Ave	45.2	+10.0	+1.5	-107.0		+0.0	-50.3	-40.0	-10.3	Ant1
^	7250.905M	58.3	+10.0	+1.5	-107.0		+0.0	-37.2	-40.0	+2.8	Ant1
4	3923.420M Ave	40.8	+9.9	+1.0	-107.0		+0.0	-55.3	-40.0	-15.3	Ant1
^	3923.385M	70.0	+9.9	+1.0	-107.0		+0.0	-26.1	-40.0	+13.9	Ant1
6	14500.115 M	37.2	+10.0	+2.0	-107.0		+0.0	-57.8	-40.0	-17.8	Ant1
7	4197.402M Ave	28.7	+9.9	+1.1	-107.0		+0.0	-67.3	-40.0	-27.3	Ant1
^	4197.360M	53.1	+9.9	+1.1	-107.0		+0.0	-42.9	-40.0	-2.9	Ant1

Test Location:	CKC Laboratories Inc. • 5046 Sierra Pines Drive • Mariposa, CA 95338 • 209-966-5240		
Customer:	**Mercury Wireless**		
Specification:	**47 CFR §96.41e Spurious Emissions**		
Work Order #:	**103300**	Date:	3/11/2020
Test Type:	**Conducted Emissions**	Time:	09:13:38
Tested By:	Randy Clark	Sequence#:	65
Software:	EMITest 5.03.12		120V 60Hz

Equipment Tested:

Device	Manufacturer	Model #	S/N
Configuration 1			

Support Equipment:

Device	Manufacturer	Model #	S/N
Configuration 1			

Test Conditions / Notes:

Conducted Spurious Emissions 9kHz - 3530 MHz

Temperature: 23°C
Humidity: 28%
Atmospheric Pressure: 102.5 kPa

Transmit Frequency Range: 3550 - 3700

RBW:
200Hz (9k - 150k),
9kHz (150k-30M),
1MHz (30MHz - 37GHz)

VBW: 3x RBW

Transmitter Settings:
Transmit Frequency: 3625 MHz
Modulation: QAM64
Channel Bandwidth: 3.5MHz
Output Power Software Setting: 31

The EUT is a CBSD and is located on a table, directly connected to a spectrum analyzer through 10dB of attenuation. The unit was programmed to output the transmitter settings specified above in a continuous transmit mode.

Antenna 1 through 6 are multiplexed from one radio. All 6 channels will have the same output simultaneously in normal operation. Preliminary investigatory measurements showed that all 6 ports were identical and therefore spurious emissions are only being performed on Antenna Port 1.

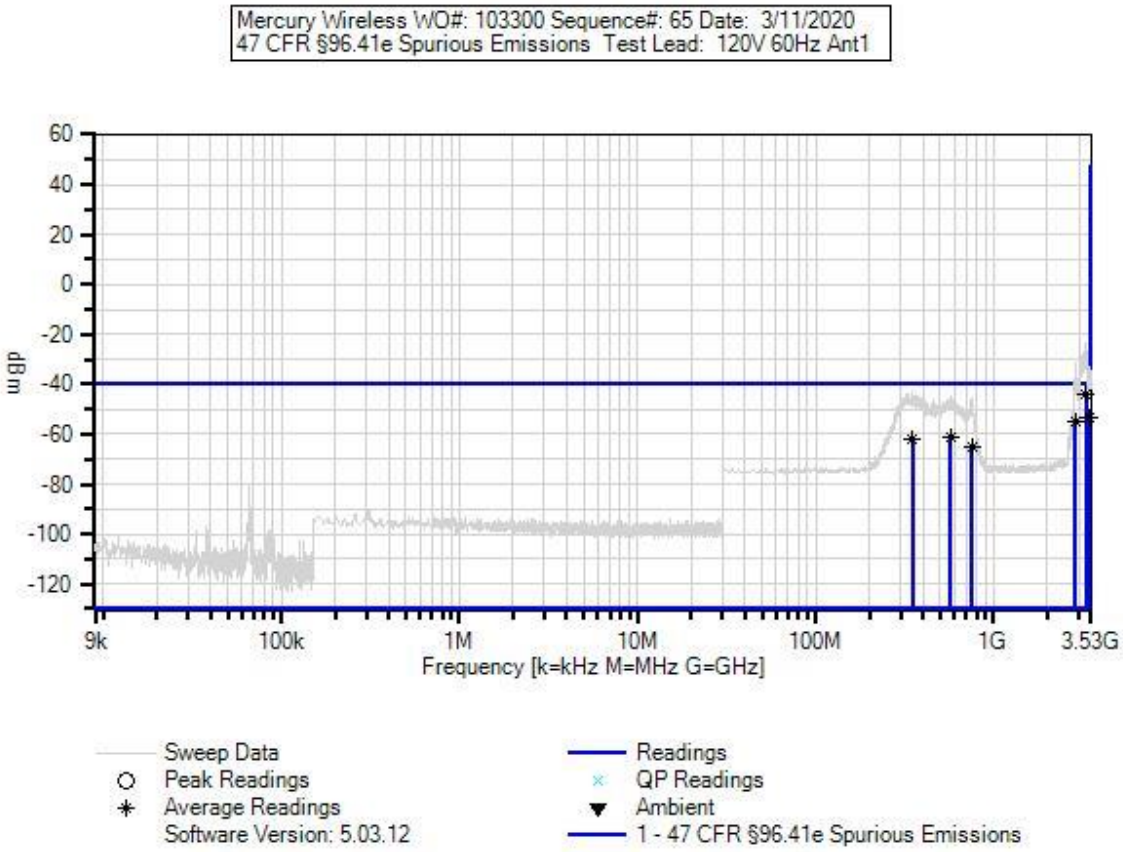

Test Equipment:

ID	Asset #	Description	Model	Calibration Date	Cal Due Date
	AN02668	Spectrum Analyzer	E4446A	12/17/2019	12/17/2020
T1	ANP06239	Attenuator	54A-10	12/18/2018	12/18/2020
T2	AN03356	Cable	32026-2-29094K-48TC	3/14/2019	3/14/2021
T3	ANdBuV	Unit Conversion		8/24/2018	8/24/2022

Measurement Data: Reading listed by margin. Test Lead: Ant1

#	Freq MHz	Rdng dBµV	T1 dB	T2 dB	T3 dB	dB	Dist Table	Corr dBm	Spec dBm	Margin dB	Polar Ant
1	3280.375M Ave	51.9	+9.9	+1.0	-107.0		+0.0	-44.2	-40.0	-4.2	Ant1
^	3280.320M	72.3	+9.9	+1.0	-107.0		+0.0	-23.8	-40.0	+16.2	Ant1
3	3425.679M Ave	43.1	+9.9	+1.0	-107.0		+0.0	-53.0	-40.0	-13.0	Ant1
^	3425.690M	63.8	+9.9	+1.0	-107.0		+0.0	-32.3	-40.0	+7.7	Ant1
5	2864.514M Ave	41.2	+9.9	+0.9	-107.0		+0.0	-55.0	-40.0	-15.0	Ant1
^	2864.520M	60.0	+9.9	+0.9	-107.0		+0.0	-36.2	-40.0	+3.8	Ant1
7	574.806M Ave	35.4	+9.9	+0.4	-107.0		+0.0	-61.3	-40.0	-21.3	Ant1
^	574.770M	55.0	+9.9	+0.4	-107.0		+0.0	-41.7	-40.0	-1.7	Ant1
9	351.367M Ave	35.2	+9.9	+0.3	-107.0		+0.0	-61.6	-40.0	-21.6	Ant1
^	351.280M	56.8	+9.9	+0.3	-107.0		+0.0	-40.0	-40.0	+0.0	Ant1
11	754.205M Ave	31.7	+9.9	+0.5	-107.0		+0.0	-64.9	-40.0	-24.9	Ant1
^	754.220M	52.5	+9.9	+0.5	-107.0		+0.0	-44.1	-40.0	-4.1	Ant1

Test Location:	CKC Laboratories Inc. • 5046 Sierra Pines Drive • Mariposa, CA 95338 • 209-966-5240		
Customer:	**Mercury Wireless**		
Specification:	**47 CFR §96.41e Spurious Emissions**		
Work Order #:	**103300**	Date:	3/11/2020
Test Type:	**Conducted Emissions**	Time:	09:23:33
Tested By:	Randy Clark	Sequence#:	66
Software:	EMITest 5.03.12		120V 60Hz

Equipment Tested:

Device	Manufacturer	Model #	S/N
Configuration 1			

Support Equipment:

Device	Manufacturer	Model #	S/N
Configuration 1			

Test Conditions / Notes:

Conducted Spurious Emissions 3.72 - 37 GHz

Temperature: 23°C
Humidity: 28%
Atmospheric Pressure: 102.5 kPa

Transmit Frequency Range: 3550 - 3700

RBW:
200Hz (9k - 150k),
9kHz (150k-30M),
1MHz (30MHz - 37GHz)

VBW: 3x RBW

Transmitter Settings:
Transmit Frequency: 3625 MHz
Modulation: QAM64
Channel Bandwidth: 3.5MHz
Output Power Software Setting: 31

The EUT is a CBSD and is located on a table, directly connected to a spectrum analyzer through 10dB of attenuation. The unit was programmed to output the transmitter settings specified above in a continuous transmit mode.

Antenna 1 through 6 are multiplexed from one radio. All 6 channels will have the same output simultaneously in normal operation. Preliminary investigatory measurements showed that all 6 ports were identical and therefore spurious emissions are only being performed on Antenna Port 1.

Test Equipment:

ID	Asset #	Description	Model	Calibration Date	Cal Due Date
	AN02668	Spectrum Analyzer	E4446A	12/17/2019	12/17/2020
T1	ANP06239	Attenuator	54A-10	12/18/2018	12/18/2020
T2	AN03356	Cable	32026-2-29094K-48TC	3/14/2019	3/14/2021
T3	ANdBuV	Unit Conversion		8/24/2018	8/24/2022

Measurement Data: Reading listed by margin. Test Lead: Ant1

#	Freq MHz	Rdng dBµV	T1 dB	T2 dB	T3 dB	dB	Dist Table	Corr dBm	Spec dBm	Margin dB	Polar Ant
1	4359.210M	46.4	+9.9	+1.1	-107.0		+0.0	-49.6	-40.0	-9.6	Ant1
2	10875.465 M	45.2	+10.0	+1.9	-107.0		+0.0	-49.9	-40.0	-9.9	Ant1
3	3921.413M Ave	38.7	+9.9	+1.0	-107.0		+0.0	-57.4	-40.0	-17.4	Ant1
^	3921.435M	65.6	+9.9	+1.0	-107.0		+0.0	-30.5	-40.0	+9.5	Ant1
5	7250.524M Ave	36.3	+10.0	+1.5	-107.0		+0.0	-59.2	-40.0	-19.2	Ant1
^	7250.518M	60.9	+10.0	+1.5	-107.0		+0.0	-34.6	-40.0	+5.4	Ant1
7	4170.202M Ave	28.6	+9.9	+1.1	-107.0		+0.0	-67.4	-40.0	-27.4	Ant1
^	4170.255M	52.1	+9.9	+1.1	-107.0		+0.0	-43.9	-40.0	-3.9	Ant1

Test Location:	CKC Laboratories Inc. • 5046 Sierra Pines Drive • Mariposa, CA 95338 • 209-966-5240		
Customer:	**Mercury Wireless**		
Specification:	**47 CFR §96.41e Spurious Emissions**		
Work Order #:	**103300**	Date:	3/11/2020
Test Type:	**Conducted Emissions**	Time:	09:35:31
Tested By:	Randy Clark	Sequence#:	67
Software:	EMITest 5.03.12		120V 60Hz

Equipment Tested:

Device	Manufacturer	Model #	S/N
Configuration 1			

Support Equipment:

Device	Manufacturer	Model #	S/N
Configuration 1			

Test Conditions / Notes:

Conducted Spurious Emissions 9kHz - 3530 MHz

Temperature: 23°C
Humidity: 39%
Atmospheric Pressure: 102.1 kPa

Transmit Frequency Range: 3550 - 3700

RBW:
200Hz (9k - 150k),
9kHz (150k-30M),
1MHz (30MHz - 37GHz)

VBW: 3x RBW

Transmitter Settings:
Transmit Frequency: 3697.5 MHz
Modulation: QPSK
Channel Bandwidth: 3.5MHz
Output Power Software Setting: 31

The EUT is a CBSD and is located on a table, directly connected to a spectrum analyzer through 10dB of attenuation. The unit was programmed to output the transmitter settings specified above in a continuous transmit mode.

Antenna 1 through 6 are multiplexed from one radio. All 6 channels will have the same output simultaneously in normal operation. Preliminary investigatory measurements showed that all 6 ports were identical and therefore spurious emissions are only being performed on Antenna Port 1.

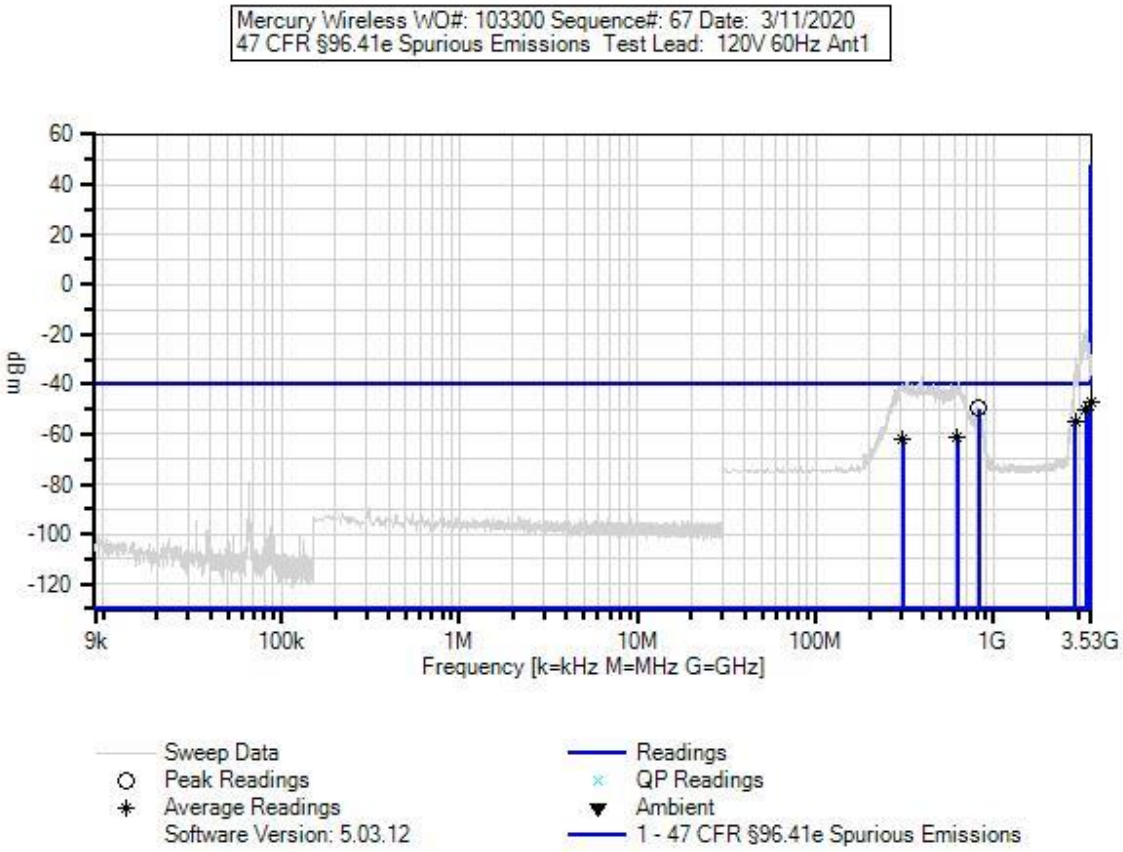

Test Equipment:

ID	Asset #	Description	Model	Calibration Date	Cal Due Date
	AN02668	Spectrum Analyzer	E4446A	12/17/2019	12/17/2020
T1	ANP06239	Attenuator	54A-10	12/18/2018	12/18/2020
T2	AN03356	Cable	32026-2-29094K-48TC	3/14/2019	3/14/2021
T3	ANdBuV	Unit Conversion		8/24/2018	8/24/2022

Measurement Data: Reading listed by margin. Test Lead: Ant1

#	Freq MHz	Rdng dBµV	T1 dB	T2 dB	T3 dB	dB	Dist Table	Corr dBm	Spec dBm	Margin dB	Polar Ant
1	3497.544M Ave	49.3	+9.9	+1.0	-107.0		+0.0	-46.8	-40.0	-6.8	Ant1
^	3497.540M	68.7	+9.9	+1.0	-107.0		+0.0	-27.4	-40.0	+12.6	Ant1
3	825.650M	47.0	+9.9	+0.5	-107.0		+0.0	-49.6	-40.0	-9.6	Ant1
4	3310.843M Ave	45.9	+9.9	+1.0	-107.0		+0.0	-50.2	-40.0	-10.2	Ant1
^	3310.880M	77.9	+9.9	+1.0	-107.0		+0.0	-18.2	-40.0	+21.8	Ant1
6	2866.200M Ave	41.4	+9.9	+0.9	-107.0		+0.0	-54.8	-40.0	-14.8	Ant1
^	2866.190M	64.0	+9.9	+0.9	-107.0		+0.0	-32.2	-40.0	+7.8	Ant1
8	626.916M Ave	35.5	+9.9	+0.4	-107.0		+0.0	-61.2	-40.0	-21.2	Ant1
^	626.930M	55.5	+9.9	+0.4	-107.0		+0.0	-41.2	-40.0	-1.2	Ant1
10	308.884M Ave	35.2	+9.9	+0.3	-107.0		+0.0	-61.6	-40.0	-21.6	Ant1
^	308.900M	57.5	+9.9	+0.3	-107.0		+0.0	-39.3	-40.0	+0.7	Ant1

Test Location:	CKC Laboratories Inc. • 5046 Sierra Pines Drive • Mariposa, CA 95338 • 209-966-5240		
Customer:	**Mercury Wireless**		
Specification:	**47 CFR §96.41e Spurious Emissions**		
Work Order #:	**103300**	Date:	3/11/2020
Test Type:	**Conducted Emissions**	Time:	09:47:36
Tested By:	Randy Clark	Sequence#:	68
Software:	EMITest 5.03.12		120V 60Hz

Equipment Tested:

Device	Manufacturer	Model #	S/N
Configuration 1			

Support Equipment:

Device	Manufacturer	Model #	S/N
Configuration 1			

Test Conditions / Notes:

Conducted Spurious Emissions 3.72 - 37 GHz

Temperature: 23°C
Humidity: 39%
Atmospheric Pressure: 102.1 kPa

Transmit Frequency Range: 3550 - 3700

RBW:
200Hz (9k - 150k),
9kHz (150k-30M),
1MHz (30MHz - 37GHz)

VBW: 3x RBW

Transmitter Settings:
Transmit Frequency: 3697.5 MHz
Modulation: QPSK
Channel Bandwidth: 3.5MHz
Output Power Software Setting: 31

The EUT is a CBSD and is located on a table, directly connected to a spectrum analyzer through 10dB of attenuation. The unit was programmed to output the transmitter settings specified above in a continuous transmit mode.

Antenna 1 through 6 are multiplexed from one radio. All 6 channels will have the same output simultaneously in normal operation. Preliminary investigatory measurements showed that all 6 ports were identical and therefore spurious emissions are only being performed on Antenna Port 1.

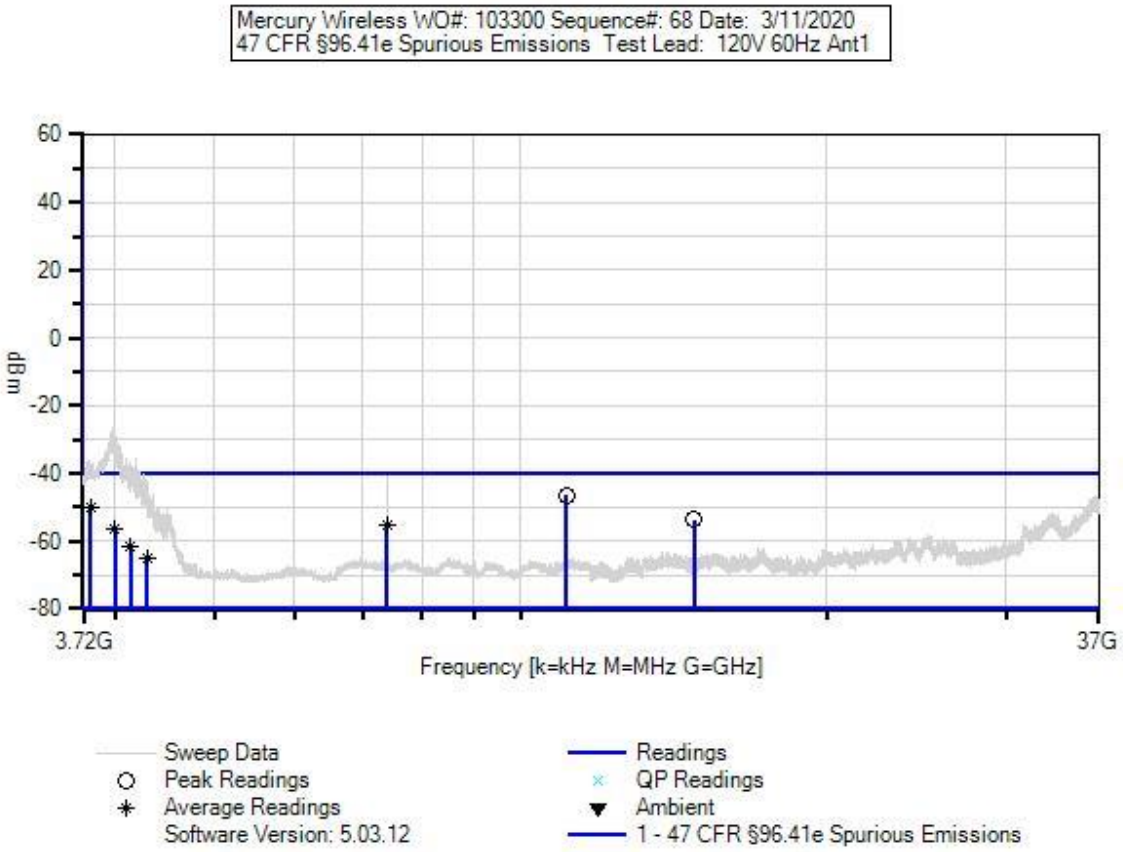

Test Equipment:

ID	Asset #	Description	Model	Calibration Date	Cal Due Date
	AN02668	Spectrum Analyzer	E4446A	12/17/2019	12/17/2020
T1	ANP06239	Attenuator	54A-10	12/18/2018	12/18/2020
T2	AN03356	Cable	32026-2-29094K-48TC	3/14/2019	3/14/2021
T3	ANdBuV	Unit Conversion		8/24/2018	8/24/2022

Measurement Data: Reading listed by margin. Test Lead: Ant1

#	Freq MHz	Rdng dBµV	T1 dB	T2 dB	T3 dB	dB	Dist Table	Corr dBm	Spec dBm	Margin dB	Polar Ant
1	11093.565 M	48.7	+10.0	+1.9	-107.0		+0.0	-46.4	-40.0	-6.4	Ant1
2	3778.330M Ave	45.8	+9.9	+1.0	-107.0		+0.0	-50.3	-40.0	-10.3	Ant1
^	3778.305M	59.5	+9.9	+1.0	-107.0		+0.0	-36.6	-40.0	+3.4	Ant1
4	14790.908 M	41.4	+10.0	+2.0	-107.0		+0.0	-53.6	-40.0	-13.6	Ant1
5	7395.361M Ave	40.0	+10.0	+1.5	-107.0		+0.0	-55.5	-40.0	-15.5	Ant1
^	7395.338M	56.9	+10.0	+1.5	-107.0		+0.0	-38.6	-40.0	+1.4	Ant1
7	3997.325M Ave	39.8	+9.9	+1.1	-107.0		+0.0	-56.2	-40.0	-16.2	Ant1
^	3997.290M	70.4	+9.9	+1.1	-107.0		+0.0	-25.6	-40.0	+14.4	Ant1
9	4136.165M Ave	34.4	+9.9	+1.1	-107.0		+0.0	-61.6	-40.0	-21.6	Ant1
^	4136.130M	59.9	+9.9	+1.1	-107.0		+0.0	-36.1	-40.0	+3.9	Ant1
11	4299.368M Ave	31.2	+9.9	+1.1	-107.0		+0.0	-64.8	-40.0	-24.8	Ant1
^	4299.345M	53.9	+9.9	+1.1	-107.0		+0.0	-42.1	-40.0	-2.1	Ant1

Test Location:	CKC Laboratories Inc. • 5046 Sierra Pines Drive • Mariposa, CA 95338 • 209-966-5240		
Customer:	**Mercury Wireless**		
Specification:	**47 CFR §96.41e Spurious Emissions**		
Work Order #:	**103300**	Date:	3/11/2020
Test Type:	**Conducted Emissions**	Time:	10:06:02
Tested By:	Randy Clark	Sequence#:	69
Software:	EMITest 5.03.12		120V 60Hz

Equipment Tested:

Device	Manufacturer	Model #	S/N
Configuration 1			

Support Equipment:

Device	Manufacturer	Model #	S/N
Configuration 1			

Test Conditions / Notes:

Conducted Spurious Emissions 9kHz - 3530 MHz

Temperature: 23°C
Humidity: 39%
Atmospheric Pressure: 102.1 kPa

Transmit Frequency Range: 3550 - 3700

RBW:
200Hz (9k - 150k),
9kHz (150k-30M),
1MHz (30MHz - 37GHz)

VBW: 3x RBW

Transmitter Settings:
Transmit Frequency: 3697.5 MHz
Modulation: QAM16
Channel Bandwidth: 3.5MHz
Output Power Software Setting: 31

The EUT is a CBSD and is located on a table, directly connected to a spectrum analyzer through 10dB of attenuation. The unit was programmed to output the transmitter settings specified above in a continuous transmit mode.

Antenna 1 through 6 are multiplexed from one radio. All 6 channels will have the same output simultaneously in normal operation. Preliminary investigatory measurements showed that all 6 ports were identical and therefore spurious emissions are only being performed on Antenna Port 1.

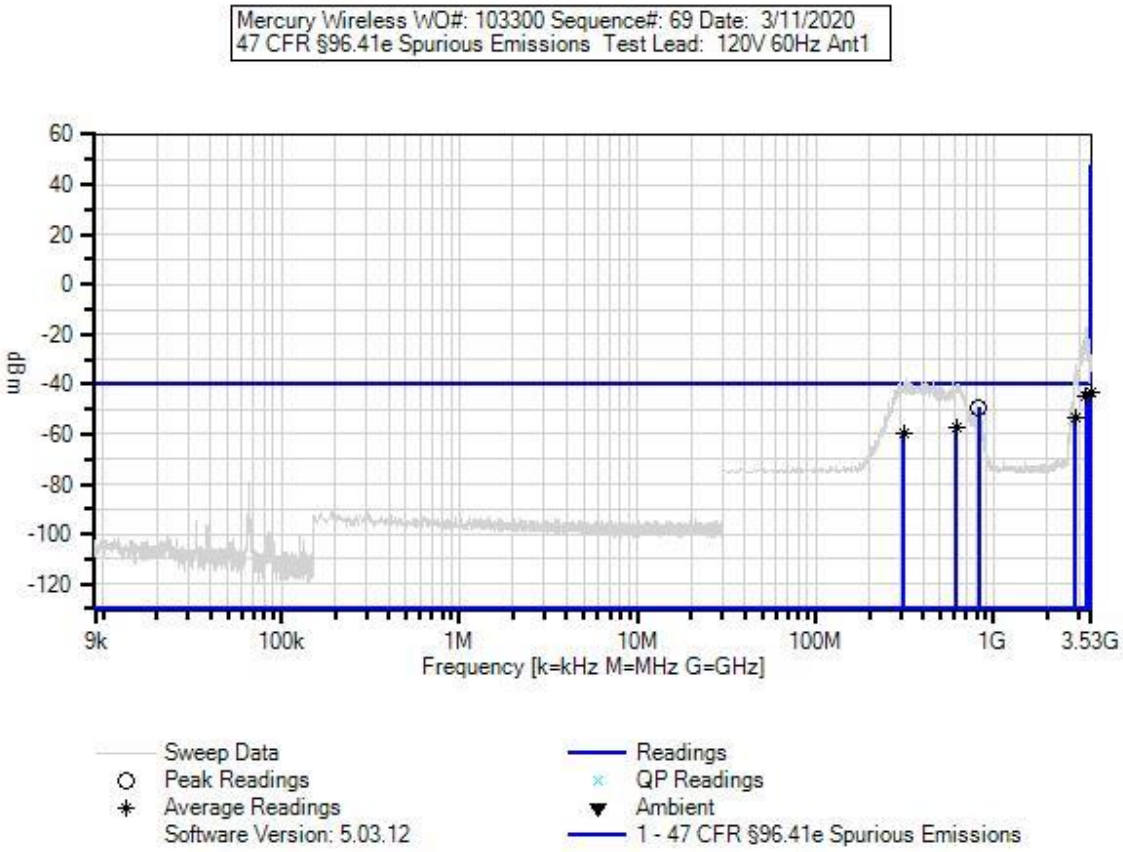

Test Equipment:

ID	Asset #	Description	Model	Calibration Date	Cal Due Date
T1	ANP06239	Attenuator	54A-10	12/18/2018	12/18/2020
T2	AN03356	Cable	32026-2-29094K-48TC	3/14/2019	3/14/2021
T3	ANdBuV	Unit Conversion		8/24/2018	8/24/2022
	AN02668	Spectrum Analyzer	E4446A	12/17/2019	12/17/2020

Measurement Data: Reading listed by margin. Test Lead: Ant1

#	Freq MHz	Rdng dBµV	T1 dB	T2 dB	T3 dB	dB	Dist Table	Corr dBm	Spec dBm	Margin dB	Polar Ant
1	3498.199M Ave	52.8	+9.9	+1.0	-107.0		+0.0	-43.3	-40.0	-3.3	Ant1
^	3498.250M	67.1	+9.9	+1.0	-107.0		+0.0	-29.0	-40.0	+11.0	Ant1
3	3274.833M Ave	51.7	+9.9	+1.0	-107.0		+0.0	-44.4	-40.0	-4.4	Ant1
^	3274.830M	78.5	+9.9	+1.0	-107.0		+0.0	-17.6	-40.0	+22.4	Ant1
5	827.210M	47.5	+9.9	+0.5	-107.0		+0.0	-49.1	-40.0	-9.1	Ant1
6	2865.784M Ave	42.5	+9.9	+0.9	-107.0		+0.0	-53.7	-40.0	-13.7	Ant1
^	2865.850M	64.1	+9.9	+0.9	-107.0		+0.0	-32.1	-40.0	+7.9	Ant1
8	618.715M Ave	39.2	+9.9	+0.4	-107.0		+0.0	-57.5	-40.0	-17.5	Ant1
^	618.710M	57.6	+9.9	+0.4	-107.0		+0.0	-39.1	-40.0	+0.9	Ant1
10	311.389M Ave	37.1	+9.9	+0.3	-107.0		+0.0	-59.7	-40.0	-19.7	Ant1
^	311.450M	57.2	+9.9	+0.3	-107.0		+0.0	-39.6	-40.0	+0.4	Ant1

Test Location:	CKC Laboratories Inc. • 5046 Sierra Pines Drive • Mariposa, CA 95338 • 209-966-5240		
Customer:	**Mercury Wireless**		
Specification:	**47 CFR §96.41e Spurious Emissions**		
Work Order #:	**103300**	Date:	3/11/2020
Test Type:	**Conducted Emissions**	Time:	10:15:01
Tested By:	Randy Clark	Sequence#:	70
Software:	EMITest 5.03.12		120V 60Hz

Equipment Tested:

Device	Manufacturer	Model #	S/N
Configuration 1			

Support Equipment:

Device	Manufacturer	Model #	S/N
Configuration 1			

Test Conditions / Notes:

Conducted Spurious Emissions 3.72 - 37 GHz

Temperature: 23°C
Humidity: 39%
Atmospheric Pressure: 102.1 kPa

Transmit Frequency Range: 3550 - 3700

RBW:
200Hz (9k - 150k),
9kHz (150k-30M),
1MHz (30MHz - 37GHz)

VBW: 3x RBW

Transmitter Settings:
Transmit Frequency: 3697.5 MHz
Modulation: QAM16
Channel Bandwidth: 3.5MHz
Output Power Software Setting: 31

The EUT is a CBSD and is located on a table, directly connected to a spectrum analyzer through 10dB of attenuation. The unit was programmed to output the transmitter settings specified above in a continuous transmit mode.

Antenna 1 through 6 are multiplexed from one radio. All 6 channels will have the same output simultaneously in normal operation. Preliminary investigatory measurements showed that all 6 ports were identical and therefore spurious emissions are only being performed on Antenna Port 1.

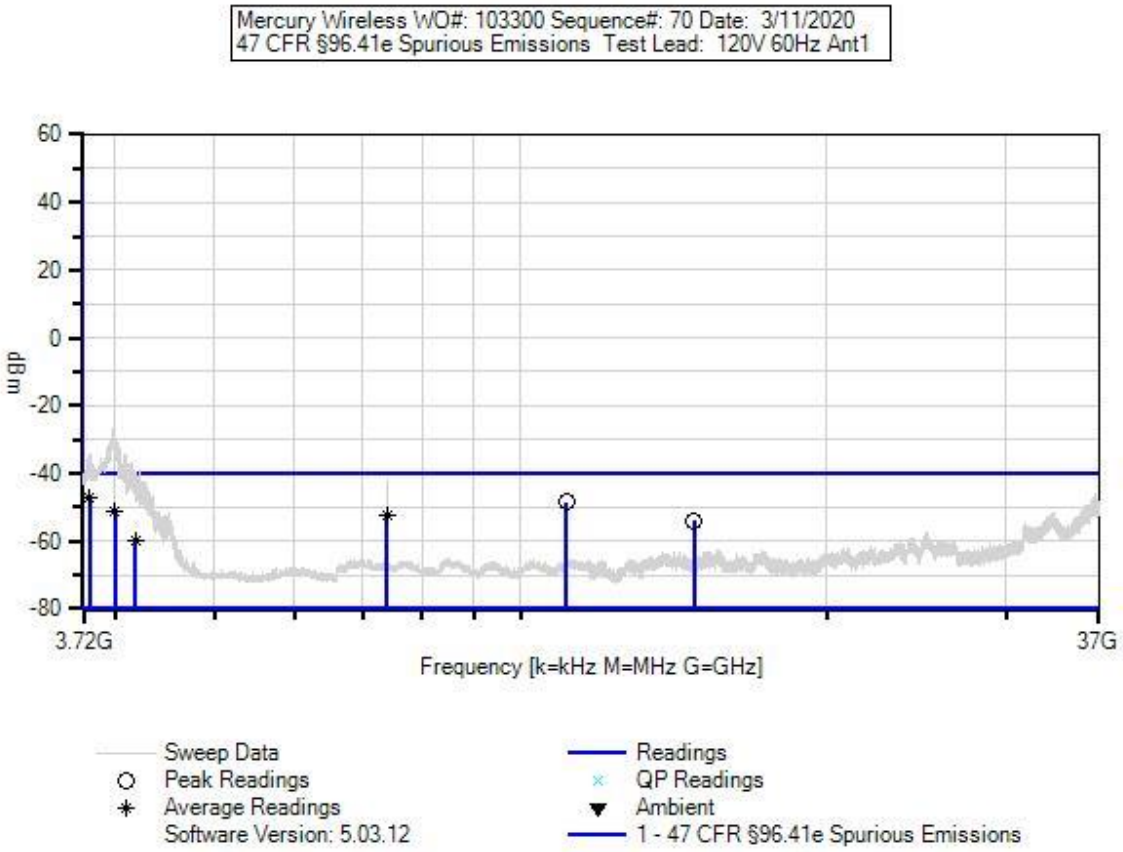

Test Equipment:

ID	Asset #	Description	Model	Calibration Date	Cal Due Date
	AN02668	Spectrum Analyzer	E4446A	12/17/2019	12/17/2020
T1	ANP06239	Attenuator	54A-10	12/18/2018	12/18/2020
T2	AN03356	Cable	32026-2-29094K-48TC	3/14/2019	3/14/2021
T3	ANdBuV	Unit Conversion		8/24/2018	8/24/2022

Measurement Data: Reading listed by margin. Test Lead: Ant1

#	Freq MHz	Rdng dBµV	T1 dB	T2 dB	T3 dB	dB	Dist Table	Corr dBm	Spec dBm	Margin dB	Polar Ant
1	3777.671M Ave	48.9	+9.9	+1.0	-107.0		+0.0	-47.2	-40.0	-7.2	Ant1
^	3777.720M	60.9	+9.9	+1.0	-107.0		+0.0	-35.2	-40.0	+4.8	Ant1
3	11092.630 M	46.7	+10.0	+1.9	-107.0		+0.0	-48.4	-40.0	-8.4	Ant1
4	3993.882M Ave	44.7	+9.9	+1.1	-107.0		+0.0	-51.3	-40.0	-11.3	Ant1
^	3993.975M	71.7	+9.9	+1.1	-107.0		+0.0	-24.3	-40.0	+15.7	Ant1
6	7394.768M Ave	43.0	+10.0	+1.5	-107.0		+0.0	-52.5	-40.0	-12.5	Ant1
^	7394.780M	55.8	+10.0	+1.5	-107.0		+0.0	-39.7	-40.0	+0.3	Ant1
8	14791.010 M	41.2	+10.0	+2.0	-107.0		+0.0	-53.8	-40.0	-13.8	Ant1
9	4182.076M Ave	36.2	+9.9	+1.1	-107.0		+0.0	-59.8	-40.0	-19.8	Ant1
^	4182.140M	59.4	+9.9	+1.1	-107.0		+0.0	-36.6	-40.0	+3.4	Ant1

Test Location:	CKC Laboratories Inc. • 5046 Sierra Pines Drive • Mariposa, CA 95338 • 209-966-5240		
Customer:	**Mercury Wireless**		
Specification:	**47 CFR §96.41e Spurious Emissions**		
Work Order #:	**103300**	Date:	3/11/2020
Test Type:	**Conducted Emissions**	Time:	10:24:49
Tested By:	Randy Clark	Sequence#:	71
Software:	EMITest 5.03.12		120V 60Hz

Equipment Tested:

Device	Manufacturer	Model #	S/N
Configuration 1			

Support Equipment:

Device	Manufacturer	Model #	S/N
Configuration 1			

Test Conditions / Notes:

Conducted Spurious Emissions 9kHz - 3530 MHz

Temperature: 23°C
Humidity: 39%
Atmospheric Pressure: 102.1 kPa

Transmit Frequency Range: 3550 - 3700

RBW:
200Hz (9k - 150k),
9kHz (150k-30M),
1MHz (30MHz - 37GHz)

VBW: 3x RBW

Transmitter Settings:
Transmit Frequency: 3697.5 MHz
Modulation: QAM64
Channel Bandwidth: 3.5MHz
Output Power Software Setting: 31

The EUT is a CBSD and is located on a table, directly connected to a spectrum analyzer through 10dB of attenuation. The unit was programmed to output the transmitter settings specified above in a continuous transmit mode.

Antenna 1 through 6 are multiplexed from one radio. All 6 channels will have the same output simultaneously in normal operation. Preliminary investigatory measurements showed that all 6 ports were identical and therefore spurious emissions are only being performed on Antenna Port 1.

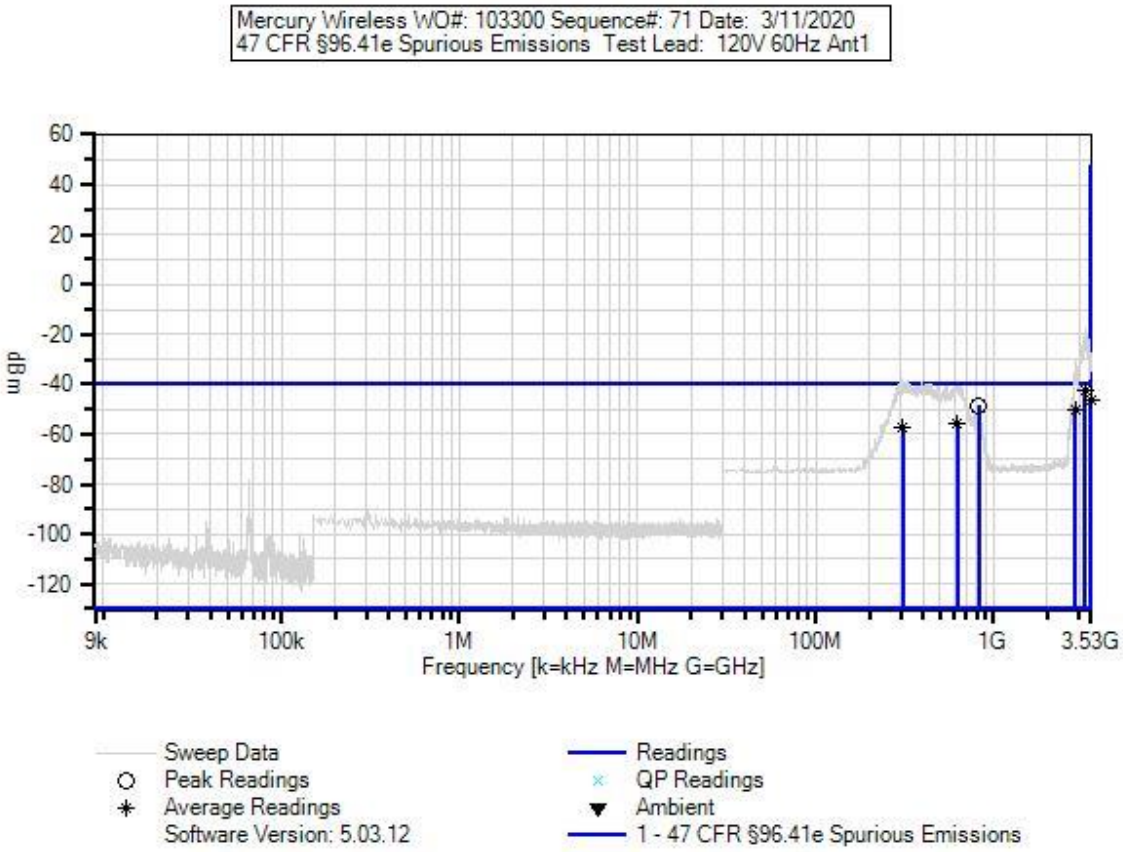

Test Equipment:

ID	Asset #	Description	Model	Calibration Date	Cal Due Date
	AN02668	Spectrum Analyzer	E4446A	12/17/2019	12/17/2020
T1	ANP06239	Attenuator	54A-10	12/18/2018	12/18/2020
T2	AN03356	Cable	32026-2-29094K-48TC	3/14/2019	3/14/2021
T3	ANdBuV	Unit Conversion		8/24/2018	8/24/2022

Measurement Data: Reading listed by margin. Test Lead: Ant1

#	Freq MHz	Rdng dBµV	T1 dB	T2 dB	T3 dB	dB	Dist Table	Corr dBm	Spec dBm	Margin dB	Polar Ant
1	3253.972M Ave	53.4	+9.9	+1.0	-107.0		+0.0	-42.7	-40.0	-2.7	Ant1
^	3254.070M	78.7	+9.9	+1.0	-107.0		+0.0	-17.4	-40.0	+22.6	Ant1
3	3497.699M Ave	50.1	+9.9	+1.0	-107.0		+0.0	-46.0	-40.0	-6.0	Ant1
^	3497.780M	68.9	+9.9	+1.0	-107.0		+0.0	-27.2	-40.0	+12.8	Ant1
5	819.810M	48.1	+9.9	+0.5	-107.0		+0.0	-48.5	-40.0	-8.5	Ant1
6	2875.179M Ave	46.1	+9.9	+0.9	-107.0		+0.0	-50.1	-40.0	-10.1	Ant1
^	2875.260M	63.7	+9.9	+0.9	-107.0		+0.0	-32.5	-40.0	+7.5	Ant1
8	624.365M Ave	41.2	+9.9	+0.4	-107.0		+0.0	-55.5	-40.0	-15.5	Ant1
^	624.280M	56.1	+9.9	+0.4	-107.0		+0.0	-40.6	-40.0	-0.6	Ant1
10	309.955M Ave	39.5	+9.9	+0.3	-107.0		+0.0	-57.3	-40.0	-17.3	Ant1
^	309.970M	60.0	+9.9	+0.3	-107.0		+0.0	-36.8	-40.0	+3.2	Ant1

Test Location:	CKC Laboratories Inc. • 5046 Sierra Pines Drive • Mariposa, CA 95338 • 209-966-5240		
Customer:	**Mercury Wireless**		
Specification:	**47 CFR §96.41e Spurious Emissions**		
Work Order #:	**103300**	Date:	3/11/2020
Test Type:	**Conducted Emissions**	Time:	10:39:58
Tested By:	Randy Clark	Sequence#:	72
Software:	EMITest 5.03.12		120V 60Hz

Equipment Tested:

Device	Manufacturer	Model #	S/N
Configuration 1			

Support Equipment:

Device	Manufacturer	Model #	S/N
Configuration 1			

Test Conditions / Notes:

Conducted Spurious Emissions 3.72 - 37 GHz

Temperature: 23°C
Humidity: 39%
Atmospheric Pressure: 102.1 kPa

Transmit Frequency Range: 3550 - 3700

RBW:
200Hz (9k - 150k),
9kHz (150k-30M),
1MHz (30MHz - 37GHz)

VBW: 3x RBW

Transmitter Settings:
Transmit Frequency: 3697.5 MHz
Modulation: QAM64
Channel Bandwidth: 3.5MHz
Output Power Software Setting: 31

The EUT is a CBSD and is located on a table, directly connected to a spectrum analyzer through 10dB of attenuation. The unit was programmed to output the transmitter settings specified above in a continuous transmit mode.

Antenna 1 through 6 are multiplexed from one radio. All 6 channels will have the same output simultaneously in normal operation. Preliminary investigatory measurements showed that all 6 ports were identical and therefore spurious emissions are only being performed on Antenna Port 1.

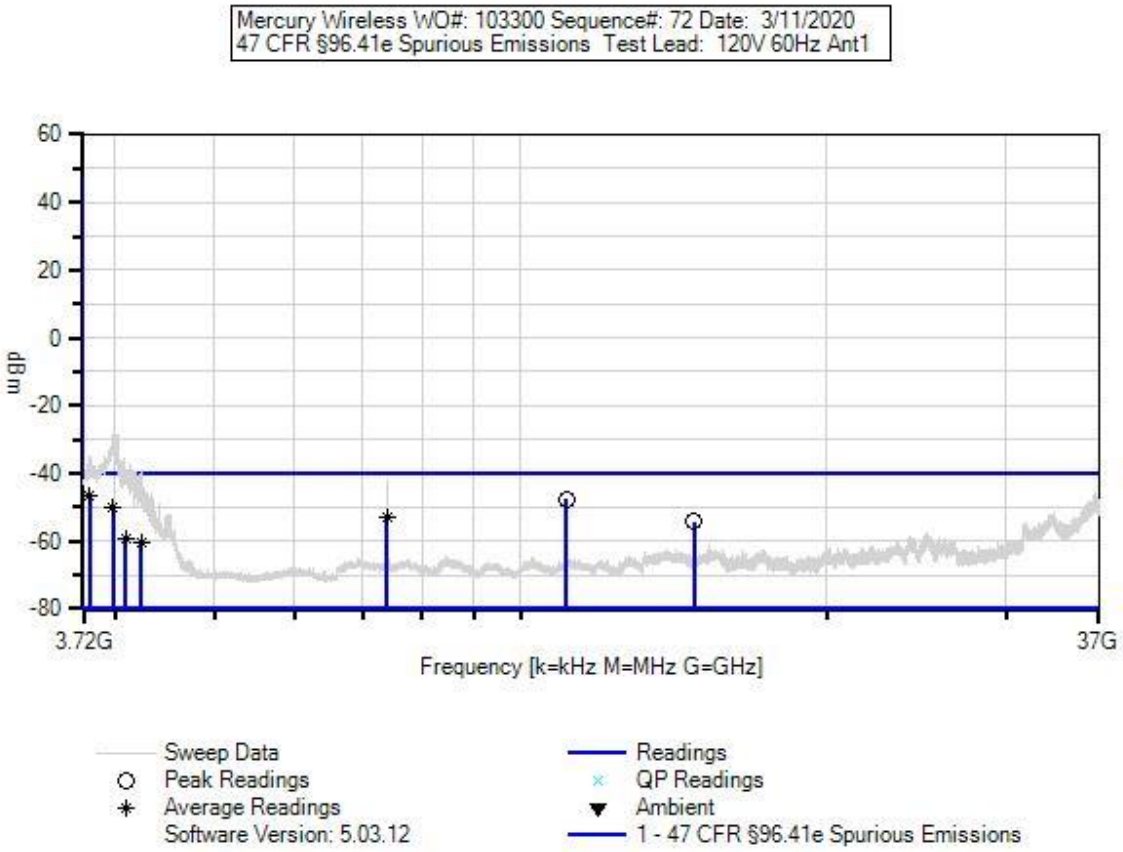

Test Equipment:

ID	Asset #	Description	Model	Calibration Date	Cal Due Date
	AN02668	Spectrum Analyzer	E4446A	12/17/2019	12/17/2020
T1	ANP06239	Attenuator	54A-10	12/18/2018	12/18/2020
T2	AN03356	Cable	32026-2-29094K-48TC	3/14/2019	3/14/2021
T3	ANdBuV	Unit Conversion		8/24/2018	8/24/2022

Measurement Data: Reading listed by margin. Test Lead: Ant1

#	Freq MHz	Rdng dBµV	T1 dB	T2 dB	T3 dB	dB	Dist Table	Corr dBm	Spec dBm	Margin dB	Polar Ant
1	3777.663M Ave	49.4	+9.9	+1.0	-107.0		+0.0	-46.7	-40.0	-6.7	Ant1
^	3777.720M	61.5	+9.9	+1.0	-107.0		+0.0	-34.6	-40.0	+5.4	Ant1
3	11092.930 M	47.5	+10.0	+1.9	-107.0		+0.0	-47.6	-40.0	-7.6	Ant1
4	3981.507M Ave	45.9	+9.9	+1.1	-107.0		+0.0	-50.1	-40.0	-10.1	Ant1
^	3981.495M	70.7	+9.9	+1.1	-107.0		+0.0	-25.3	-40.0	+14.7	Ant1
6	7396.040M Ave	42.3	+10.0	+1.5	-107.0		+0.0	-53.2	-40.0	-13.2	Ant1
^	7396.105M	55.8	+10.0	+1.5	-107.0		+0.0	-39.7	-40.0	+0.3	Ant1
8	14789.815 M	40.7	+10.0	+2.0	-107.0		+0.0	-54.3	-40.0	-14.3	Ant1
9	4098.823M Ave	36.8	+9.9	+1.1	-107.0		+0.0	-59.2	-40.0	-19.2	Ant1
^	4098.885M	62.0	+9.9	+1.1	-107.0		+0.0	-34.0	-40.0	+6.0	Ant1
11	4237.282M Ave	35.6	+9.9	+1.1	-107.0		+0.0	-60.4	-40.0	-20.4	Ant1
^	4237.335M	56.6	+9.9	+1.1	-107.0		+0.0	-39.4	-40.0	+0.6	Ant1

Channel Bandwidth 5MHz

Test Location:	CKC Laboratories Inc. • 5046 Sierra Pines Drive • Mariposa, CA 95338 • 209-966-5240		
Customer:	**Mercury Wireless**		
Specification:	**47 CFR §96.41e Spurious Emissions**		
Work Order #:	**103300**	Date:	3/6/2020
Test Type:	**Conducted Emissions**	Time:	17:48:08
Tested By:	Benny Lovan	Sequence#:	37
Software:	EMITest 5.03.12		120V 60Hz

Equipment Tested:

Device	Manufacturer	Model #	S/N
Configuration 1			

Support Equipment:

Device	Manufacturer	Model #	S/N
Configuration 1			

Test Conditions / Notes:

Conducted Spurious Emissions 9kHz - 3530 MHz

Temperature: 23°C
Humidity: 28%
Atmospheric Pressure: 102.5 kPa

Transmit Frequency Range: 3550 - 3700

RBW:
200Hz (9k - 150k),
9kHz (150k-30M),
1MHz (30MHz - 37GHz)

VBW: 3x RBW

Transmitter Settings:
Transmit Frequency: 3552.5 MHz
Modulation: QPSK
Channel Bandwidth: 5MHz
Output Power Software Setting: 32

The EUT is a CBSD and is located on a table, directly connected to a spectrum analyzer through 10dB of attenuation. The unit was programmed to output the transmitter settings specified above in a continuous transmit mode.

Antenna 1 through 6 are multiplexed from one radio. All 6 channels will have the same output simultaneously in normal operation. Preliminary investigatory measurements showed that all 6 ports were identical and therefore spurious emissions are only being performed on Antenna Port 1.

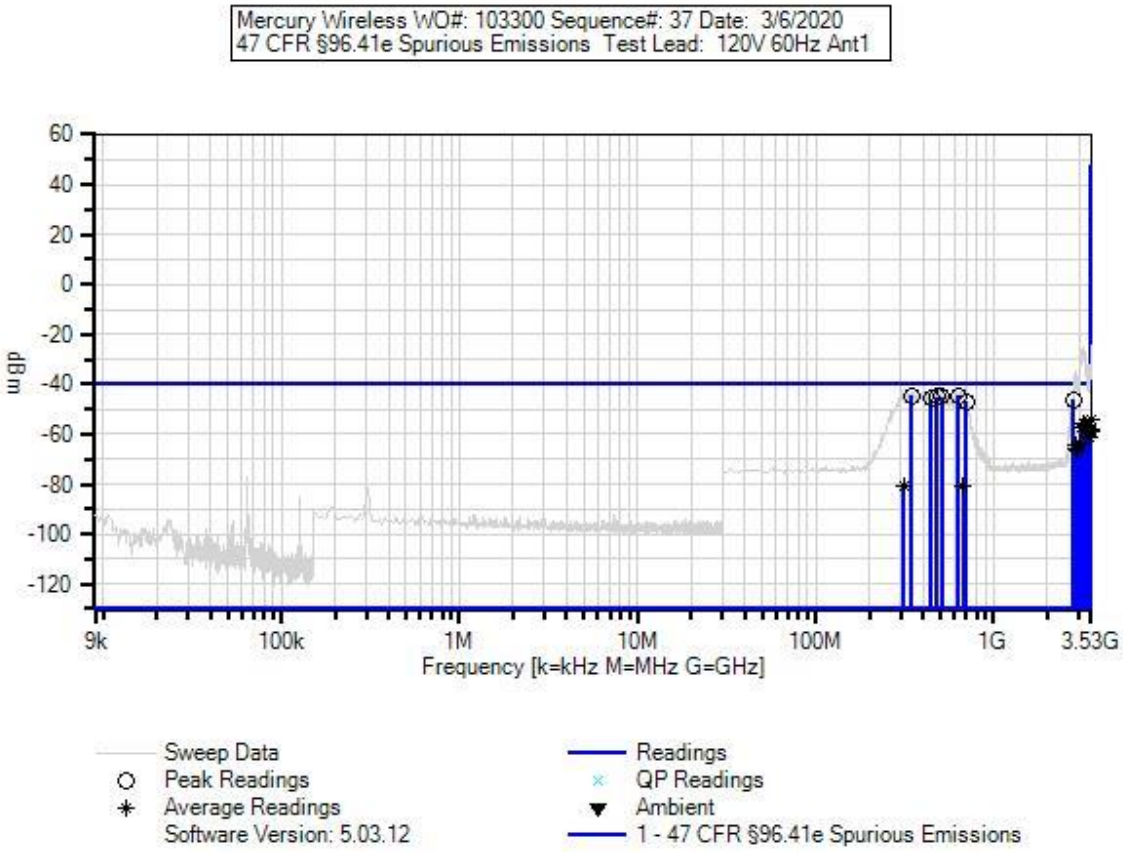

Test Equipment:

ID	Asset #	Description	Model	Calibration Date	Cal Due Date
	AN02668	Spectrum Analyzer	E4446A	12/17/2019	12/17/2020
T1	ANP06239	Attenuator	54A-10	12/18/2018	12/18/2020
T2	AN03356	Cable	32026-2-29094K-48TC	3/14/2019	3/14/2021
T3	ANdBuV	Unit Conversion		8/24/2018	8/24/2022

Measurement Data: Reading listed by margin. Test Lead: Ant1

#	Freq MHz	Rdng dBµV	T1 dB	T2 dB	T3 dB	dB	Dist Table	Corr dBm	Spec dBm	Margin dB	Polar Ant
1	345.500M	52.1	+9.9	+0.3	-107.0		+0.0	-44.7	-40.0	-4.7	Ant1
2	628.500M	52.0	+9.9	+0.4	-107.0		+0.0	-44.7	-40.0	-4.7	Ant1
3	476.000M	51.9	+9.9	+0.4	-107.0		+0.0	-44.8	-40.0	-4.8	Ant1
4	513.000M	51.7	+9.9	+0.4	-107.0		+0.0	-45.0	-40.0	-5.0	Ant1
5	443.500M	50.9	+9.9	+0.4	-107.0		+0.0	-45.8	-40.0	-5.8	Ant1
6	2807.970M	50.2	+9.9	+0.9	-107.0		+0.0	-46.0	-40.0	-6.0	Ant1
7	701.500M	49.5	+9.9	+0.5	-107.0		+0.0	-47.1	-40.0	-7.1	Ant1
8	3529.006M Ave	41.8	+9.9	+1.0	-107.0		+0.0	-54.3	-40.0	-14.3	Ant1
^	3529.006M	71.4	+9.9	+1.0	-107.0		+0.0	-24.7	-40.0	+15.3	Ant1
10	3205.550M Ave	40.2	+9.9	+0.9	-107.0		+0.0	-56.0	-40.0	-16.0	Ant1
^	3205.550M	68.1	+9.9	+0.9	-107.0		+0.0	-28.1	-40.0	+11.9	Ant1
12	3267.350M Ave	39.5	+9.9	+1.0	-107.0		+0.0	-56.6	-40.0	-16.6	Ant1
^	3267.350M	65.3	+9.9	+1.0	-107.0		+0.0	-30.8	-40.0	+9.2	Ant1
14	3106.670M Ave	38.9	+9.9	+0.9	-107.0		+0.0	-57.3	-40.0	-17.3	Ant1
^	3106.670M	68.1	+9.9	+0.9	-107.0		+0.0	-28.1	-40.0	+11.9	Ant1
16	3334.300M Ave	38.3	+9.9	+1.0	-107.0		+0.0	-57.8	-40.0	-17.8	Ant1
^	3334.300M	60.7	+9.9	+1.0	-107.0		+0.0	-35.4	-40.0	+4.6	Ant1
18	3523.820M Ave	37.9	+9.9	+1.0	-107.0		+0.0	-58.2	-40.0	-18.2	Ant1
^	3523.820M	65.3	+9.9	+1.0	-107.0		+0.0	-30.8	-40.0	+9.2	Ant1
20	3431.120M Ave	37.4	+9.9	+1.0	-107.0		+0.0	-58.7	-40.0	-18.7	Ant1
^	3431.120M	58.6	+9.9	+1.0	-107.0		+0.0	-37.5	-40.0	+2.5	Ant1

22	3487.770M Ave	37.3	+9.9	+1.0	-107.0	+0.0	-58.8	-40.0	-18.8	Ant1
^	3487.770M	63.0	+9.9	+1.0	-107.0	+0.0	-33.1	-40.0	+6.9	Ant1
24	3399.190M Ave	34.8	+9.9	+1.0	-107.0	+0.0	-61.3	-40.0	-21.3	Ant1
^	3399.190M	55.3	+9.9	+1.0	-107.0	+0.0	-40.8	-40.0	-0.8	Ant1
26	3008.820M Ave	32.4	+9.9	+0.9	-107.0	+0.0	-63.8	-40.0	-23.8	Ant1
^	3008.820M	58.1	+9.9	+0.9	-107.0	+0.0	-38.1	-40.0	+1.9	Ant1
28	2863.590M Ave	31.6	+9.9	+0.9	-107.0	+0.0	-64.6	-40.0	-24.6	Ant1
^	2863.590M	60.4	+9.9	+0.9	-107.0	+0.0	-35.8	-40.0	+4.2	Ant1
30	2899.640M Ave	30.2	+9.9	+0.9	-107.0	+0.0	-66.0	-40.0	-26.0	Ant1
^	2899.640M	56.0	+9.9	+0.9	-107.0	+0.0	-40.2	-40.0	-0.2	Ant1
32	2944.960M Ave	29.3	+9.9	+0.9	-107.0	+0.0	-66.9	-40.0	-26.9	Ant1
^	2944.960M	54.8	+9.9	+0.9	-107.0	+0.0	-41.4	-40.0	-1.4	Ant1
34	675.500M Ave	15.6	+9.9	+0.5	-107.0	+0.0	-81.0	-40.0	-41.0	Ant1
^	675.500M	54.2	+9.9	+0.5	-107.0	+0.0	-42.4	-40.0	-2.4	Ant1
36	313.500M Ave	15.7	+9.9	+0.3	-107.0	+0.0	-81.1	-40.0	-41.1	Ant1
^	313.500M	52.9	+9.9	+0.3	-107.0	+0.0	-43.9	-40.0	-3.9	Ant1

Test Location:	CKC Laboratories Inc. • 5046 Sierra Pines Drive • Mariposa, CA 95338 • 209-966-5240		
Customer:	**Mercury Wireless**		
Specification:	**47 CFR §96.41e Spurious Emissions**		
Work Order #:	**103300**	Date:	3/6/2020
Test Type:	**Conducted Emissions**	Time:	18:05:27
Tested By:	Benny Lovan	Sequence#:	38
Software:	EMITest 5.03.12		120V 60Hz

Equipment Tested:

Device	Manufacturer	Model #	S/N
Configuration 1			

Support Equipment:

Device	Manufacturer	Model #	S/N
Configuration 1			

Test Conditions / Notes:

Conducted Spurious Emissions 3.72 - 37 GHz

Temperature: 23°C
Humidity: 28%
Atmospheric Pressure: 102.5 kPa

Transmit Frequency Range: 3550 - 3700

RBW:
200Hz (9k - 150k),
9kHz (150k-30M),
1MHz (30MHz - 37GHz)

VBW: 3x RBW

Transmitter Settings:
Transmit Frequency: 3552.5 MHz
Modulation: QPSK
Channel Bandwidth: 5MHz
Output Power Software Setting: 32

The EUT is a CBSD and is located on a table, directly connected to a spectrum analyzer through 10dB of attenuation. The unit was programmed to output the transmitter settings specified above in a continuous transmit mode.

Antenna 1 through 6 are multiplexed from one radio. All 6 channels will have the same output simultaneously in normal operation. Preliminary investigatory measurements showed that all 6 ports were identical and therefore spurious emissions are only being performed on Antenna Port 1.

Test Equipment:

ID	Asset #	Description	Model	Calibration Date	Cal Due Date
	AN02668	Spectrum Analyzer	E4446A	12/17/2019	12/17/2020
T1	ANP06239	Attenuator	54A-10	12/18/2018	12/18/2020
T2	AN03356	Cable	32026-2-29094K-48TC	3/14/2019	3/14/2021
T3	ANdBuV	Unit Conversion		8/24/2018	8/24/2022

Measurement Data: Reading listed by margin. Test Lead: Ant1

#	Freq MHz	Rdng dBµV	T1 dB	T2 dB	T3 dB	dB	Dist Table	Corr dBm	Spec dBm	Margin dB	Polar Ant
1	36814.000 M	47.7	+10.4	+3.4	-107.0		+0.0	-45.5	-40.0	-5.5	Ant1
2	10663.000 M	48.6	+10.0	+1.9	-107.0		+0.0	-46.5	-40.0	-6.5	Ant1
3	4230.120M	49.3	+9.9	+1.1	-107.0		+0.0	-46.7	-40.0	-6.7	Ant1
4	4166.940M	48.1	+9.9	+1.1	-107.0		+0.0	-47.9	-40.0	-7.9	Ant1
5	4267.560M	47.4	+9.9	+1.1	-107.0		+0.0	-48.6	-40.0	-8.6	Ant1
6	4095.180M	44.3	+9.9	+1.1	-107.0		+0.0	-51.7	-40.0	-11.7	Ant1
7	3783.960M Ave	34.7	+9.9	+1.0	-107.0		+0.0	-61.4	-40.0	-21.4	Ant1
^	3783.960M	60.8	+9.9	+1.0	-107.0		+0.0	-35.3	-40.0	+4.7	Ant1
9	3846.360M Ave	33.9	+9.9	+1.0	-107.0		+0.0	-62.2	-40.0	-22.2	Ant1
^	3846.360M	65.2	+9.9	+1.0	-107.0		+0.0	-30.9	-40.0	+9.1	Ant1
11	7107.000M Ave	33.0	+10.0	+1.5	-107.0		+0.0	-62.5	-40.0	-22.5	Ant1
^	7107.000M	60.5	+10.0	+1.5	-107.0		+0.0	-35.0	-40.0	+5.0	Ant1
13	3737.160M Ave	33.2	+9.9	+1.0	-107.0		+0.0	-62.9	-40.0	-22.9	Ant1
^	3737.160M	57.4	+9.9	+1.0	-107.0		+0.0	-38.7	-40.0	+1.3	Ant1
15	3886.920M Ave	30.5	+9.9	+1.0	-107.0		+0.0	-65.6	-40.0	-25.6	Ant1
^	3886.920M	62.9	+9.9	+1.0	-107.0		+0.0	-33.2	-40.0	+6.8	Ant1
17	3943.860M Ave	28.5	+9.9	+1.1	-107.0		+0.0	-67.5	-40.0	-27.5	Ant1
^	3943.860M	56.7	+9.9	+1.1	-107.0		+0.0	-39.3	-40.0	+0.7	Ant1
19	4004.700M Ave	25.3	+9.9	+1.1	-107.0		+0.0	-70.7	-40.0	-30.7	Ant1
^	4004.700M	52.6	+9.9	+1.1	-107.0		+0.0	-43.4	-40.0	-3.4	Ant1
21	4244.940M Ave	22.7	+9.9	+1.1	-107.0		+0.0	-73.3	-40.0	-33.3	Ant1
^	4244.940M	54.5	+9.9	+1.1	-107.0		+0.0	-41.5	-40.0	-1.5	Ant1

Test Location:	CKC Laboratories Inc. • 5046 Sierra Pines Drive • Mariposa, CA 95338 • 209-966-5240		
Customer:	**Mercury Wireless**		
Specification:	**47 CFR §96.41e Spurious Emissions**		
Work Order #:	**103300**	Date:	3/6/2020
Test Type:	**Conducted Emissions**	Time:	18:16:04
Tested By:	Benny Lovan	Sequence#:	39
Software:	EMITest 5.03.12		120V 60Hz

Equipment Tested:

Device	Manufacturer	Model #	S/N
Configuration 1			

Support Equipment:

Device	Manufacturer	Model #	S/N
Configuration 1			

Test Conditions / Notes:

Conducted Spurious Emissions 9kHz - 3530 MHz

Temperature: 23°C
Humidity: 28%
Atmospheric Pressure: 102.5 kPa

Transmit Frequency Range: 3550 - 3700

RBW:
200Hz (9k - 150k),
9kHz (150k-30M),
1MHz (30MHz - 37GHz)

VBW: 3x RBW

Transmitter Settings:
Transmit Frequency: 3552.5 MHz
Modulation: QAM16
Channel Bandwidth: 5MHz
Output Power Software Setting: 32

The EUT is a CBSD and is located on a table, directly connected to a spectrum analyzer through 10dB of attenuation. The unit was programmed to output the transmitter settings specified above in a continuous transmit mode.

Antenna 1 through 6 are multiplexed from one radio. All 6 channels will have the same output simultaneously in normal operation. Preliminary investigatory measurements showed that all 6 ports were identical and therefore spurious emissions are only being performed on Antenna Port 1.

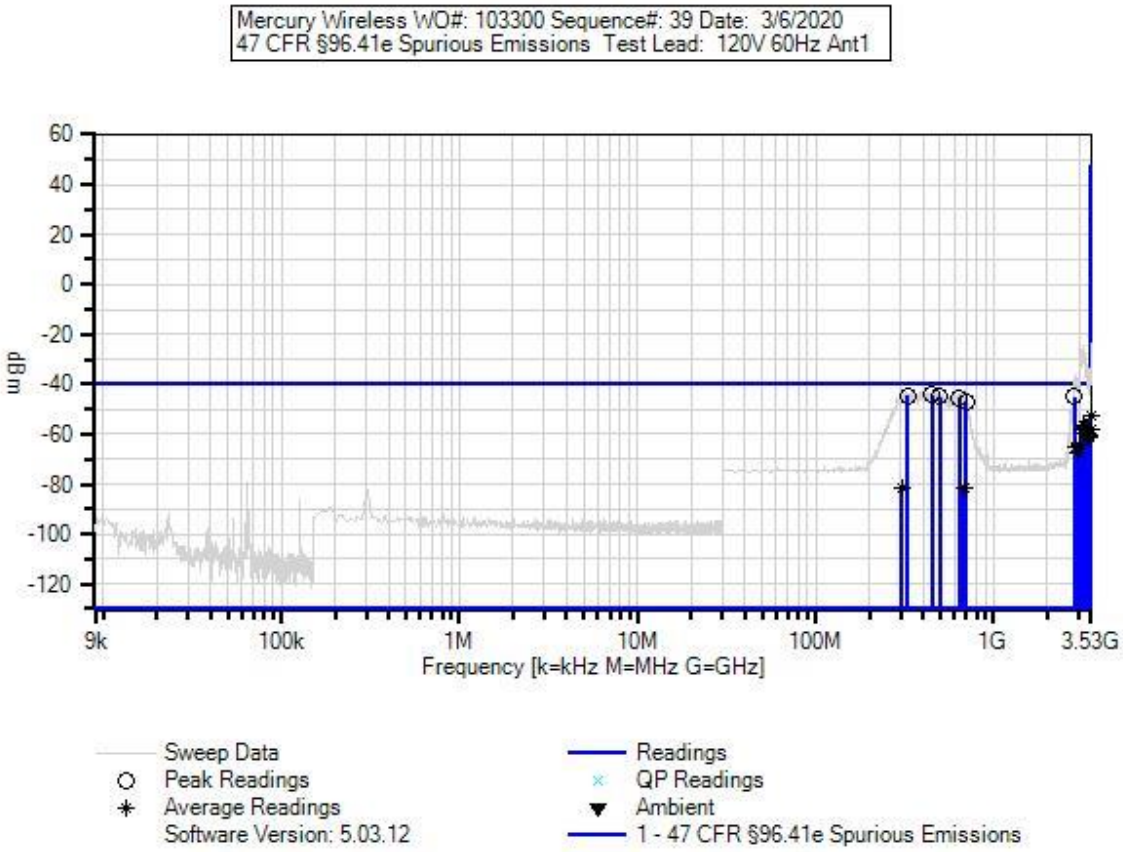

Test Equipment:

ID	Asset #	Description	Model	Calibration Date	Cal Due Date
T1	ANP06239	Attenuator	54A-10	12/18/2018	12/18/2020
T2	AN03356	Cable	32026-2-29094K-48TC	3/14/2019	3/14/2021
T3	ANdBuV	Unit Conversion		8/24/2018	8/24/2022
	AN02668	Spectrum Analyzer	E4446A	12/17/2019	12/17/2020

Measurement Data: Reading listed by margin. Test Lead: Ant1

#	Freq MHz	Rdng dBµV	T1 dB	T2 dB	T3 dB	dB	Dist Table	Corr dBm	Spec dBm	Margin dB	Polar Ant
1	448.000M	52.5	+9.9	+0.4	-107.0		+0.0	-44.2	-40.0	-4.2	Ant1
2	328.000M	52.4	+9.9	+0.3	-107.0		+0.0	-44.4	-40.0	-4.4	Ant1
3	2822.390M	51.1	+9.9	+0.9	-107.0		+0.0	-45.1	-40.0	-5.1	Ant1
4	500.500M	51.6	+9.9	+0.4	-107.0		+0.0	-45.1	-40.0	-5.1	Ant1
5	637.500M	51.1	+9.9	+0.5	-107.0		+0.0	-45.5	-40.0	-5.5	Ant1
6	698.500M	49.7	+9.9	+0.5	-107.0		+0.0	-46.9	-40.0	-6.9	Ant1
7	3530.000M Ave	43.8	+9.9	+1.0	-107.0		+0.0	-52.3	-40.0	-12.3	Ant1
^	3530.000M	71.9	+9.9	+1.0	-107.0		+0.0	-24.2	-40.0	+15.8	Ant1
9	3205.550M Ave	40.0	+9.9	+0.9	-107.0		+0.0	-56.2	-40.0	-16.2	Ant1
^	3205.550M	66.9	+9.9	+0.9	-107.0		+0.0	-29.3	-40.0	+10.7	Ant1
11	3176.633M Ave	39.5	+9.9	+0.9	-107.0		+0.0	-56.7	-40.0	-16.7	Ant1
^	3176.633M	71.8	+9.9	+0.9	-107.0		+0.0	-24.4	-40.0	+15.6	Ant1
13	3296.190M Ave	38.7	+9.9	+1.0	-107.0		+0.0	-57.4	-40.0	-17.4	Ant1
^	3296.190M	60.5	+9.9	+1.0	-107.0		+0.0	-35.6	-40.0	+4.4	Ant1
15	3339.450M Ave	37.9	+9.9	+1.0	-107.0		+0.0	-58.2	-40.0	-18.2	Ant1
^	3339.450M	59.3	+9.9	+1.0	-107.0		+0.0	-36.8	-40.0	+3.2	Ant1
17	3082.980M Ave	37.8	+9.9	+0.9	-107.0		+0.0	-58.4	-40.0	-18.4	Ant1
^	3082.980M	67.0	+9.9	+0.9	-107.0		+0.0	-29.2	-40.0	+10.8	Ant1
19	3513.520M Ave	37.7	+9.9	+1.0	-107.0		+0.0	-58.4	-40.0	-18.4	Ant1
^	3513.520M	63.2	+9.9	+1.0	-107.0		+0.0	-32.9	-40.0	+7.1	Ant1
21	3455.840M Ave	36.0	+9.9	+1.0	-107.0		+0.0	-60.1	-40.0	-20.1	Ant1
^	3455.840M	60.7	+9.9	+1.0	-107.0		+0.0	-35.4	-40.0	+4.6	Ant1
23	3386.830M Ave	35.7	+9.9	+1.0	-107.0		+0.0	-60.4	-40.0	-20.4	Ant1
^	3386.830M	57.0	+9.9	+1.0	-107.0		+0.0	-39.1	-40.0	+0.9	Ant1

25	3402.280M Ave	34.6	+9.9	+1.0	-107.0	+0.0	-61.5	-40.0	-21.5	Ant1
^	3402.280M	53.1	+9.9	+1.0	-107.0	+0.0	-43.0	-40.0	-3.0	Ant1
27	3005.730M Ave	31.8	+9.9	+0.9	-107.0	+0.0	-64.4	-40.0	-24.4	Ant1
^	3005.730M	58.7	+9.9	+0.9	-107.0	+0.0	-37.5	-40.0	+2.5	Ant1
29	2859.470M Ave	30.9	+9.9	+0.9	-107.0	+0.0	-65.3	-40.0	-25.3	Ant1
^	2859.470M	58.9	+9.9	+0.9	-107.0	+0.0	-37.3	-40.0	+2.7	Ant1
31	2937.750M Ave	28.9	+9.9	+0.9	-107.0	+0.0	-67.3	-40.0	-27.3	Ant1
^	2937.750M	55.4	+9.9	+0.9	-107.0	+0.0	-40.8	-40.0	-0.8	Ant1
33	680.500M Ave	14.9	+9.9	+0.5	-107.0	+0.0	-81.7	-40.0	-41.7	Ant1
^	680.500M	54.1	+9.9	+0.5	-107.0	+0.0	-42.5	-40.0	-2.5	Ant1
35	303.000M Ave	14.9	+9.9	+0.3	-107.0	+0.0	-81.9	-40.0	-41.9	Ant1
^	303.000M	53.3	+9.9	+0.3	-107.0	+0.0	-43.5	-40.0	-3.5	Ant1

Test Location:	CKC Laboratories Inc. • 5046 Sierra Pines Drive • Mariposa, CA 95338 • 209-966-5240		
Customer:	**Mercury Wireless**		
Specification:	**47 CFR §96.41e Spurious Emissions**		
Work Order #:	**103300**	Date:	3/6/2020
Test Type:	**Conducted Emissions**	Time:	18:29:19
Tested By:	Benny Lovan	Sequence#:	40
Software:	EMITest 5.03.12		120V 60Hz

Equipment Tested:

Device	Manufacturer	Model #	S/N
Configuration 1			

Support Equipment:

Device	Manufacturer	Model #	S/N
Configuration 1			

Test Conditions / Notes:

Conducted Spurious Emissions 3.72 - 37 GHz

Temperature: 23°C
Humidity: 28%
Atmospheric Pressure: 102.5 kPa

Transmit Frequency Range: 3550 - 3700

RBW:
200Hz (9k - 150k),
9kHz (150k-30M),
1MHz (30MHz - 37GHz)

VBW: 3x RBW

Transmitter Settings:
Transmit Frequency: 3552.5 MHz
Modulation: QAM16
Channel Bandwidth: 5MHz
Output Power Software Setting: 32

The EUT is a CBSD and is located on a table, directly connected to a spectrum analyzer through 10dB of attenuation. The unit was programmed to output the transmitter settings specified above in a continuous transmit mode.

Antenna 1 through 6 are multiplexed from one radio. All 6 channels will have the same output simultaneously in normal operation. Preliminary investigatory measurements showed that all 6 ports were identical and therefore spurious emissions are only being performed on Antenna Port 1.

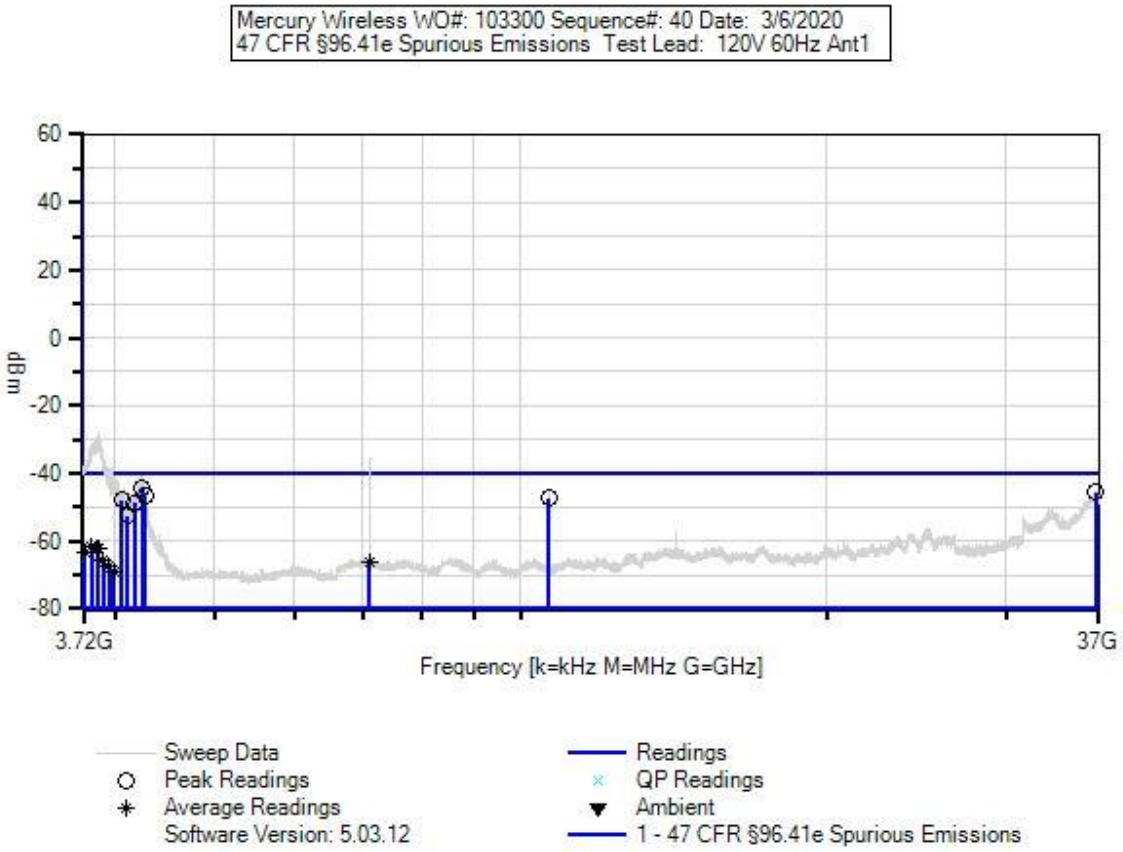

Test Equipment:

ID	Asset #	Description	Model	Calibration Date	Cal Due Date
	AN02668	Spectrum Analyzer	E4446A	12/17/2019	12/17/2020
T1	ANP06239	Attenuator	54A-10	12/18/2018	12/18/2020
T2	AN03356	Cable	32026-2-29094K-48TC	3/14/2019	3/14/2021
T3	ANdBuV	Unit Conversion		8/24/2018	8/24/2022

Measurement Data: Reading listed by margin. Test Lead: Ant1

#	Freq MHz	Rdng dBµV	T1 dB	T2 dB	T3 dB	dB	Dist Table	Corr dBm	Spec dBm	Margin dB	Polar Ant
1	4246.500M	51.9	+9.9	+1.1	-107.0		+0.0	-44.1	-40.0	-4.1	Ant1
2	36732.000 M	47.6	+10.4	+3.4	-107.0		+0.0	-45.6	-40.0	-5.6	Ant1
3	4278.480M	49.6	+9.9	+1.1	-107.0		+0.0	-46.4	-40.0	-6.4	Ant1
4	10657.000 M	47.9	+10.0	+1.9	-107.0		+0.0	-47.2	-40.0	-7.2	Ant1
5	4054.620M	48.0	+9.9	+1.1	-107.0		+0.0	-48.0	-40.0	-8.0	Ant1
6	4172.400M	47.3	+9.9	+1.1	-107.0		+0.0	-48.7	-40.0	-8.7	Ant1
7	4109.220M	43.6	+9.9	+1.1	-107.0		+0.0	-52.4	-40.0	-12.4	Ant1
8	3788.640M Ave	34.7	+9.9	+1.0	-107.0		+0.0	-61.4	-40.0	-21.4	Ant1
^	3788.640M	61.0	+9.9	+1.0	-107.0		+0.0	-35.1	-40.0	+4.9	Ant1
10	3837.000M Ave	34.2	+9.9	+1.0	-107.0		+0.0	-61.9	-40.0	-21.9	Ant1
^	3837.000M	65.6	+9.9	+1.0	-107.0		+0.0	-30.5	-40.0	+9.5	Ant1
12	3846.126M Ave	33.8	+9.9	+1.0	-107.0		+0.0	-62.3	-40.0	-22.3	Ant1
^	3846.126M	68.4	+9.9	+1.0	-107.0		+0.0	-27.7	-40.0	+12.3	Ant1
14	3735.600M Ave	33.0	+9.9	+1.0	-107.0		+0.0	-63.1	-40.0	-23.1	Ant1
^	3735.600M	57.5	+9.9	+1.0	-107.0		+0.0	-38.6	-40.0	+1.4	Ant1
16	3888.480M Ave	30.3	+9.9	+1.0	-107.0		+0.0	-65.8	-40.0	-25.8	Ant1
^	3888.480M	58.9	+9.9	+1.0	-107.0		+0.0	-37.2	-40.0	+2.8	Ant1
18	7108.000M Ave	29.4	+10.0	+1.5	-107.0		+0.0	-66.1	-40.0	-26.1	Ant1
^	7108.000M	59.5	+10.0	+1.5	-107.0		+0.0	-36.0	-40.0	+4.0	Ant1
20	3940.740M Ave	28.4	+9.9	+1.1	-107.0		+0.0	-67.6	-40.0	-27.6	Ant1
^	3940.740M	55.7	+9.9	+1.1	-107.0		+0.0	-40.3	-40.0	-0.3	Ant1
22	3985.980M Ave	26.8	+9.9	+1.1	-107.0		+0.0	-69.2	-40.0	-29.2	Ant1
^	3985.980M	52.5	+9.9	+1.1	-107.0		+0.0	-43.5	-40.0	-3.5	Ant1

Test Location:	CKC Laboratories Inc. • 5046 Sierra Pines Drive • Mariposa, CA 95338 • 209-966-5240		
Customer:	**Mercury Wireless**		
Specification:	**47 CFR §96.41e Spurious Emissions**		
Work Order #:	**103300**	Date:	3/6/2020
Test Type:	**Conducted Emissions**	Time:	18:39:58
Tested By:	Benny Lovan	Sequence#:	41
Software:	EMITest 5.03.12		120V 60Hz

Equipment Tested:

Device	Manufacturer	Model #	S/N
Configuration 1			

Support Equipment:

Device	Manufacturer	Model #	S/N
Configuration 1			

Test Conditions / Notes:

Conducted Spurious Emissions 9kHz - 3530 MHz

Temperature: 23°C
Humidity: 28%
Atmospheric Pressure: 102.5 kPa

Transmit Frequency Range: 3550 - 3700

RBW:
200Hz (9k - 150k),
9kHz (150k-30M),
1MHz (30MHz - 37GHz)

VBW: 3x RBW

Transmitter Settings:
Transmit Frequency: 3552.5 MHz
Modulation: QAM64
Channel Bandwidth: 5MHz
Output Power Software Setting: 32

The EUT is a CBSD and is located on a table, directly connected to a spectrum analyzer through 10dB of attenuation. The unit was programmed to output the transmitter settings specified above in a continuous transmit mode.

Antenna 1 through 6 are multiplexed from one radio. All 6 channels will have the same output simultaneously in normal operation. Preliminary investigatory measurements showed that all 6 ports were identical and therefore spurious emissions are only being performed on Antenna Port 1.

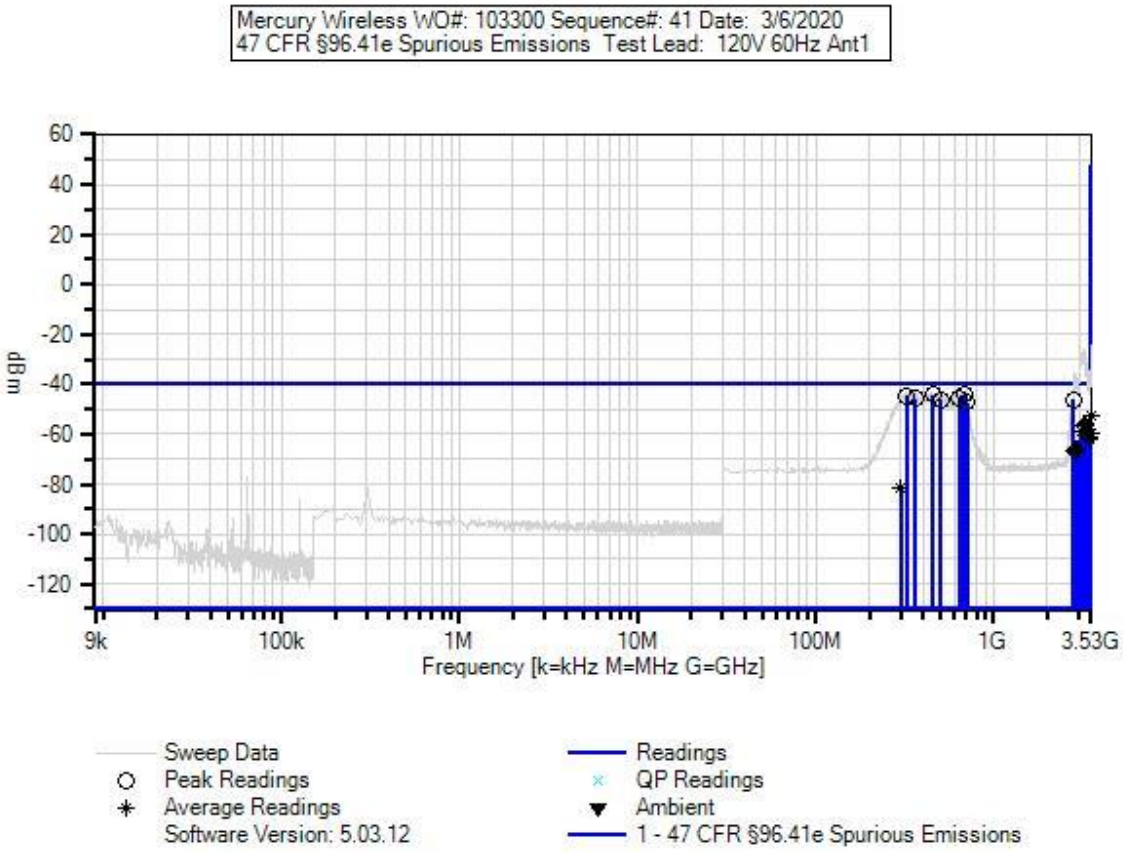

Test Equipment:

ID	Asset #	Description	Model	Calibration Date	Cal Due Date
	AN02668	Spectrum Analyzer	E4446A	12/17/2019	12/17/2020
T1	ANP06239	Attenuator	54A-10	12/18/2018	12/18/2020
T2	AN03356	Cable	32026-2-29094K-48TC	3/14/2019	3/14/2021
T3	ANdBuV	Unit Conversion		8/24/2018	8/24/2022

Measurement Data: Reading listed by margin. Test Lead: Ant1

#	Freq MHz	Rdng dBµV	T1 dB	T2 dB	T3 dB	dB	Dist Table	Corr dBm	Spec dBm	Margin dB	Polar Ant
1	454.500M	52.7	+9.9	+0.4	-107.0		+0.0	-44.0	-40.0	-4.0	Ant1
2	679.500M	52.4	+9.9	+0.5	-107.0		+0.0	-44.2	-40.0	-4.2	Ant1
3	323.500M	52.3	+9.9	+0.3	-107.0		+0.0	-44.5	-40.0	-4.5	Ant1
4	362.000M	50.9	+9.9	+0.3	-107.0		+0.0	-45.9	-40.0	-5.9	Ant1
5	642.500M	50.7	+9.9	+0.5	-107.0		+0.0	-45.9	-40.0	-5.9	Ant1
6	2812.090M	50.2	+9.9	+0.9	-107.0		+0.0	-46.0	-40.0	-6.0	Ant1
7	504.500M	50.4	+9.9	+0.4	-107.0		+0.0	-46.3	-40.0	-6.3	Ant1
8	710.500M	49.3	+9.9	+0.5	-107.0		+0.0	-47.3	-40.0	-7.3	Ant1
9	3530.000M Ave	43.8	+9.9	+1.0	-107.0		+0.0	-52.3	-40.0	-12.3	Ant1
^	3530.000M	71.5	+9.9	+1.0	-107.0		+0.0	-24.6	-40.0	+15.4	Ant1
11	3234.390M Ave	40.1	+9.9	+0.9	-107.0		+0.0	-56.1	-40.0	-16.1	Ant1
^	3234.390M	70.9	+9.9	+0.9	-107.0		+0.0	-25.3	-40.0	+14.7	Ant1
13	3212.417M Ave	40.0	+9.9	+0.9	-107.0		+0.0	-56.2	-40.0	-16.2	Ant1
^	3212.417M	70.7	+9.9	+0.9	-107.0		+0.0	-25.5	-40.0	+14.5	Ant1
15	3180.830M Ave	39.8	+9.9	+0.9	-107.0		+0.0	-56.4	-40.0	-16.4	Ant1
^	3180.830M	66.8	+9.9	+0.9	-107.0		+0.0	-29.4	-40.0	+10.6	Ant1
17	3283.830M Ave	39.4	+9.9	+1.0	-107.0		+0.0	-56.7	-40.0	-16.7	Ant1
^	3283.830M	60.7	+9.9	+1.0	-107.0		+0.0	-35.4	-40.0	+4.6	Ant1
19	3338.420M Ave	37.8	+9.9	+1.0	-107.0		+0.0	-58.3	-40.0	-18.3	Ant1
^	3338.420M	60.5	+9.9	+1.0	-107.0		+0.0	-35.6	-40.0	+4.4	Ant1
21	3079.890M Ave	37.6	+9.9	+0.9	-107.0		+0.0	-58.6	-40.0	-18.6	Ant1
^	3079.890M	65.4	+9.9	+0.9	-107.0		+0.0	-30.8	-40.0	+9.2	Ant1
23	3501.160M Ave	36.7	+9.9	+1.0	-107.0		+0.0	-59.4	-40.0	-19.4	Ant1
^	3501.160M	60.6	+9.9	+1.0	-107.0		+0.0	-35.5	-40.0	+4.5	Ant1

25	3427.000M Ave	35.2	+9.9	+1.0	-107.0	+0.0	-60.9	-40.0	-20.9	Ant1
^	3427.000M	54.9	+9.9	+1.0	-107.0	+0.0	-41.2	-40.0	-1.2	Ant1
27	3406.400M Ave	34.5	+9.9	+1.0	-107.0	+0.0	-61.6	-40.0	-21.6	Ant1
^	3406.400M	53.8	+9.9	+1.0	-107.0	+0.0	-42.3	-40.0	-2.3	Ant1
29	2860.500M Ave	30.7	+9.9	+0.9	-107.0	+0.0	-65.5	-40.0	-25.5	Ant1
^	2860.500M	60.3	+9.9	+0.9	-107.0	+0.0	-35.9	-40.0	+4.1	Ant1
31	2988.220M Ave	30.4	+9.9	+0.9	-107.0	+0.0	-65.8	-40.0	-25.8	Ant1
^	2988.220M	57.0	+9.9	+0.9	-107.0	+0.0	-39.2	-40.0	+0.8	Ant1
33	2841.960M Ave	29.3	+9.9	+0.9	-107.0	+0.0	-66.9	-40.0	-26.9	Ant1
^	2841.960M	56.6	+9.9	+0.9	-107.0	+0.0	-39.6	-40.0	+0.4	Ant1
35	2915.090M Ave	28.9	+9.9	+0.9	-107.0	+0.0	-67.3	-40.0	-27.3	Ant1
^	2915.090M	54.5	+9.9	+0.9	-107.0	+0.0	-41.7	-40.0	-1.7	Ant1
37	301.000M Ave	14.9	+9.9	+0.3	-107.0	+0.0	-81.9	-40.0	-41.9	Ant1
^	301.000M	54.9	+9.9	+0.3	-107.0	+0.0	-41.9	-40.0	-1.9	Ant1

Test Location:	CKC Laboratories Inc. • 5046 Sierra Pines Drive • Mariposa, CA 95338 • 209-966-5240		
Customer:	**Mercury Wireless**		
Specification:	**47 CFR §96.41e Spurious Emissions**		
Work Order #:	**103300**	Date:	3/10/2020
Test Type:	**Conducted Emissions**	Time:	10:27:59
Tested By:	Randy Clark	Sequence#:	42
Software:	EMITest 5.03.12		120V 60Hz

Equipment Tested:

Device	Manufacturer	Model #	S/N
Configuration 1			

Support Equipment:

Device	Manufacturer	Model #	S/N
Configuration 1			

Test Conditions / Notes:

Conducted Spurious Emissions 3.72 - 37 GHz

Temperature: 23°C
Humidity: 28%
Atmospheric Pressure: 102.5 kPa

Transmit Frequency Range: 3550 - 3700

RBW:
200Hz (9k - 150k),
9kHz (150k-30M),
1MHz (30MHz - 37GHz)

VBW: 3x RBW

Transmitter Settings:
Transmit Frequency: 3552.5 MHz
Modulation: QAM64
Channel Bandwidth: 5MHz
Output Power Software Setting: 32

The EUT is a CBSD and is located on a table, directly connected to a spectrum analyzer through 10dB of attenuation. The unit was programmed to output the transmitter settings specified above in a continuous transmit mode.

Antenna 1 through 6 are multiplexed from one radio. All 6 channels will have the same output simultaneously in normal operation. Preliminary investigatory measurements showed that all 6 ports were identical and therefore spurious emissions are only being performed on Antenna Port 1.

Test Equipment:

ID	Asset #	Description	Model	Calibration Date	Cal Due Date
	AN02668	Spectrum Analyzer	E4446A	12/17/2019	12/17/2020
T1	ANP06239	Attenuator	54A-10	12/18/2018	12/18/2020
T2	AN03356	Cable	32026-2-29094K-48TC	3/14/2019	3/14/2021
T3	ANdBuV	Unit Conversion		8/24/2018	8/24/2022

Measurement Data: Reading listed by margin. Test Lead: Ant1

#	Freq MHz	Rdng dBµV	T1 dB	T2 dB	T3 dB	dB	Dist Table	Corr dBm	Spec dBm	Margin dB	Polar Ant
1	14215.200 M	39.2	+10.0	+2.0	-107.0		+0.0	-55.8	-40.0	-15.8	Ant1
2	7105.846M Ave	39.1	+10.0	+1.5	-107.0		+0.0	-56.4	-40.0	-16.4	Ant1
^	7105.846M	63.2	+10.0	+1.5	-107.0		+0.0	-32.3	-40.0	+7.7	Ant1
4	3784.841M Ave	38.3	+9.9	+1.0	-107.0		+0.0	-57.8	-40.0	-17.8	Ant1
^	3784.800M	64.1	+9.9	+1.0	-107.0		+0.0	-32.0	-40.0	+8.0	Ant1
6	3868.040M Ave	36.3	+9.9	+1.0	-107.0		+0.0	-59.8	-40.0	-19.8	Ant1
^	3868.040M	67.0	+9.9	+1.0	-107.0		+0.0	-29.1	-40.0	+10.9	Ant1
8	4244.000M Ave	32.7	+9.9	+1.1	-107.0		+0.0	-63.3	-40.0	-23.3	Ant1
^	4243.992M	58.0	+9.9	+1.1	-107.0		+0.0	-38.0	-40.0	+2.0	Ant1
10	3977.430M Ave	32.0	+9.9	+1.1	-107.0		+0.0	-64.0	-40.0	-24.0	Ant1
^	3977.430M	57.4	+9.9	+1.1	-107.0		+0.0	-38.6	-40.0	+1.4	Ant1
12	4071.031M Ave	30.3	+9.9	+1.1	-107.0		+0.0	-65.7	-40.0	-25.7	Ant1
^	4071.020M	52.5	+9.9	+1.1	-107.0		+0.0	-43.5	-40.0	-3.5	Ant1
14	10661.338 M Ave	22.7	+10.0	+1.9	-107.0		+0.0	-72.4	-40.0	-32.4	Ant1
^	10661.338 M	50.9	+10.0	+1.9	-107.0		+0.0	-44.2	-40.0	-4.2	Ant1

Test Location:	CKC Laboratories Inc. • 5046 Sierra Pines Drive • Mariposa, CA 95338 • 209-966-5240		
Customer:	**Mercury Wireless**		
Specification:	**47 CFR §96.41e Spurious Emissions**		
Work Order #:	**103300**	Date:	3/10/2020
Test Type:	**Conducted Emissions**	Time:	12:11:25
Tested By:	Randy Clark	Sequence#:	43
Software:	EMITest 5.03.12		120V 60Hz

Equipment Tested:

Device	Manufacturer	Model #	S/N
Configuration 1			

Support Equipment:

Device	Manufacturer	Model #	S/N
Configuration 1			

Test Conditions / Notes:

Conducted Spurious Emissions 9kHz - 3530 MHz

Temperature: 23°C
Humidity: 27%
Atmospheric Pressure: 102.0 kPa

Transmit Frequency Range: 3550 - 3700

RBW:
200Hz (9k - 150k),
9kHz (150k-30M),
1MHz (30MHz - 37GHz)

VBW: 3x RBW

Transmitter Settings:
Transmit Frequency: 3625 MHz
Modulation: QPSK
Channel Bandwidth: 5MHz
Output Power Software Setting: 32

The EUT is a CBSD and is located on a table, directly connected to a spectrum analyzer through 10dB of attenuation. The unit was programmed to output the transmitter settings specified above in a continuous transmit mode.

Antenna 1 through 6 are multiplexed from one radio. All 6 channels will have the same output simultaneously in normal operation. Preliminary investigatory measurements showed that all 6 ports were identical and therefore spurious emissions are only being performed on Antenna Port 1.

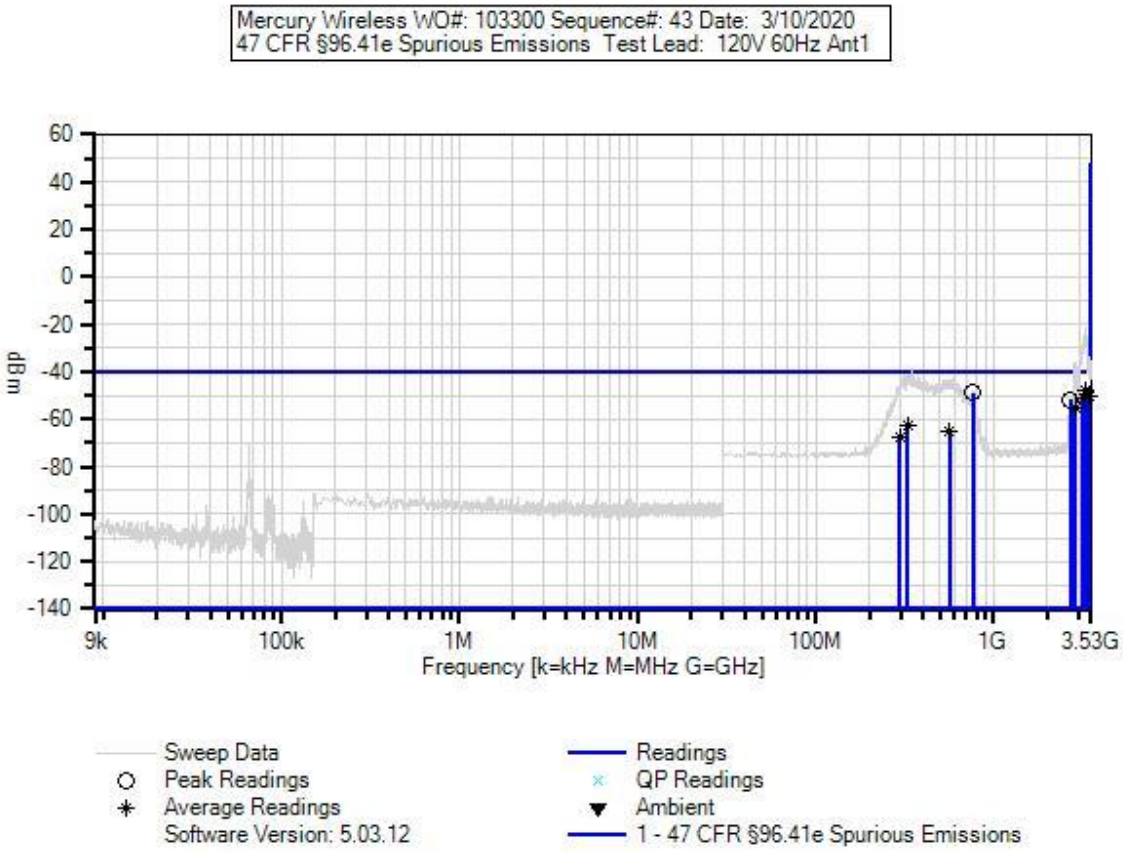

Test Equipment:

ID	Asset #	Description	Model	Calibration Date	Cal Due Date
	AN02668	Spectrum Analyzer	E4446A	12/17/2019	12/17/2020
T1	ANP06239	Attenuator	54A-10	12/18/2018	12/18/2020
T2	AN03356	Cable	32026-2-29094K-48TC	3/14/2019	3/14/2021
T3	ANdBuV	Unit Conversion		8/24/2018	8/24/2022

Measurement Data: Reading listed by margin. Test Lead: Ant1

#	Freq MHz	Rdng dBµV	T1 dB	T2 dB	T3 dB	dB	Dist Table	Corr dBm	Spec dBm	Margin dB	Polar Ant
1	3282.961M Ave	48.1	+9.9	+1.0	-107.0		+0.0	-48.0	-40.0	-8.0	Ant1
^	3282.950M	74.1	+9.9	+1.0	-107.0		+0.0	-22.0	-40.0	+18.0	Ant1
3	761.760M	47.6	+9.9	+0.5	-107.0		+0.0	-49.0	-40.0	-9.0	Ant1
4	3423.560M Ave	45.6	+9.9	+1.0	-107.0		+0.0	-50.5	-40.0	-10.5	Ant1
^	3423.540M	62.4	+9.9	+1.0	-107.0		+0.0	-33.7	-40.0	+6.3	Ant1
6	3172.421M Ave	45.2	+9.9	+0.9	-107.0		+0.0	-51.0	-40.0	-11.0	Ant1
^	3172.430M	70.8	+9.9	+0.9	-107.0		+0.0	-25.4	-40.0	+14.6	Ant1
8	2702.680M	44.5	+9.9	+0.9	-107.0		+0.0	-51.7	-40.0	-11.7	Ant1
9	2856.898M Ave	40.8	+9.9	+0.9	-107.0		+0.0	-55.4	-40.0	-15.4	Ant1
^	2856.880M	60.5	+9.9	+0.9	-107.0		+0.0	-35.7	-40.0	+4.3	Ant1
11	326.765M Ave	34.2	+9.9	+0.3	-107.0		+0.0	-62.6	-40.0	-22.6	Ant1
^	326.760M	57.3	+9.9	+0.3	-107.0		+0.0	-39.5	-40.0	+0.5	Ant1
13	565.588M Ave	31.8	+9.9	+0.4	-107.0		+0.0	-64.9	-40.0	-24.9	Ant1
^	565.590M	55.2	+9.9	+0.4	-107.0		+0.0	-41.5	-40.0	-1.5	Ant1
15	298.415M Ave	29.6	+9.9	+0.3	-107.0		+0.0	-67.2	-40.0	-27.2	Ant1
^	298.410M	53.6	+9.9	+0.3	-107.0		+0.0	-43.2	-40.0	-3.2	Ant1

Test Location:	CKC Laboratories Inc. • 5046 Sierra Pines Drive • Mariposa, CA 95338 • 209-966-5240		
Customer:	**Mercury Wireless**		
Specification:	**47 CFR §96.41e Spurious Emissions**		
Work Order #:	**103300**	Date:	3/10/2020
Test Type:	**Conducted Emissions**	Time:	13:04:12
Tested By:	Randy Clark	Sequence#:	44
Software:	EMITest 5.03.12		120V 60Hz

Equipment Tested:

Device	Manufacturer	Model #	S/N
Configuration 1			

Support Equipment:

Device	Manufacturer	Model #	S/N
Configuration 1			

Test Conditions / Notes:

Conducted Spurious Emissions 3.72 - 37 GHz

Temperature: 23°C
Humidity: 27%
Atmospheric Pressure: 102.0 kPa

Transmit Frequency Range: 3550 - 3700

RBW:
200Hz (9k - 150k),
9kHz (150k-30M),
1MHz (30MHz - 37GHz)

VBW: 3x RBW

Transmitter Settings:
Transmit Frequency: 3625 MHz
Modulation: QPSK
Channel Bandwidth: 5MHz
Output Power Software Setting: 32

The EUT is a CBSD and is located on a table, directly connected to a spectrum analyzer through 10dB of attenuation. The unit was programmed to output the transmitter settings specified above in a continuous transmit mode.

Antenna 1 through 6 are multiplexed from one radio. All 6 channels will have the same output simultaneously in normal operation. Preliminary investigatory measurements showed that all 6 ports were identical and therefore spurious emissions are only being performed on Antenna Port 1.

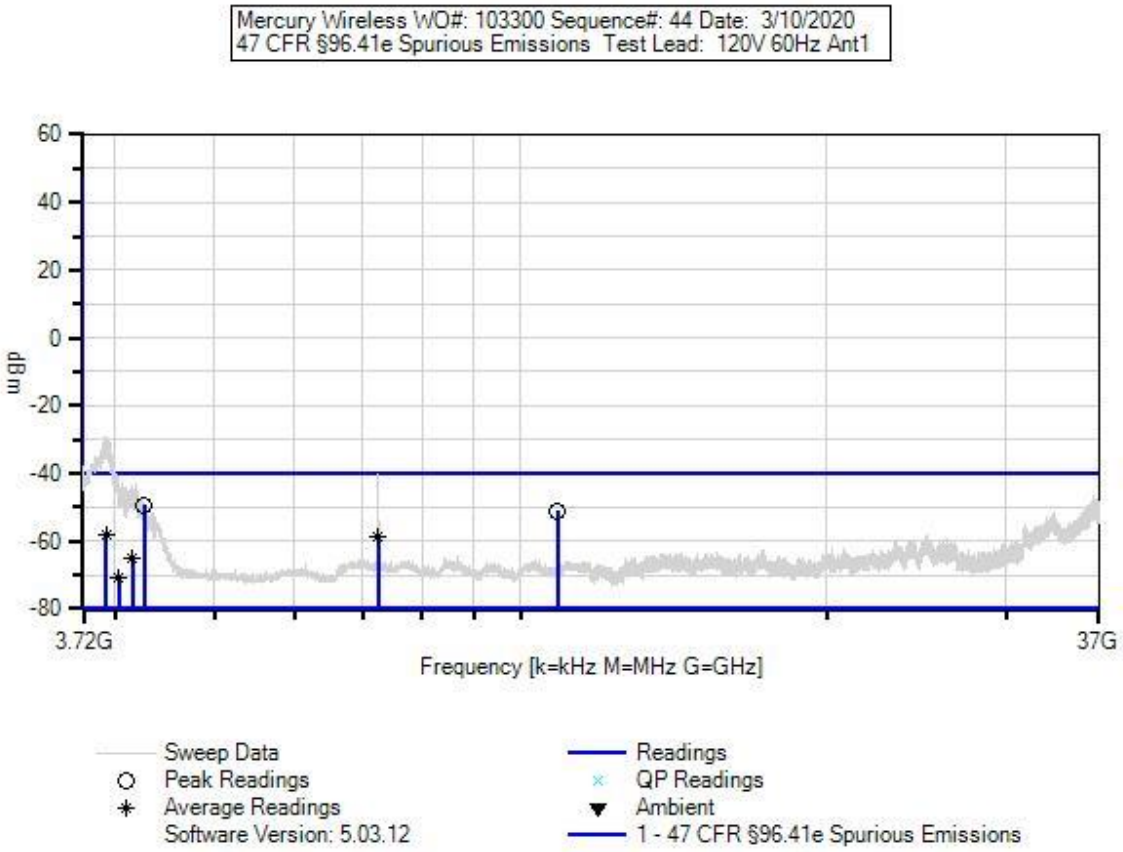

Test Equipment:

ID	Asset #	Description	Model	Calibration Date	Cal Due Date
T1	AN02668	Spectrum Analyzer	E4446A	12/17/2019	12/17/2020
T2	ANP06239	Attenuator	54A-10	12/18/2018	12/18/2020
T3	AN03356	Cable	32026-2-29094K-48TC	3/14/2019	3/14/2021
T4	ANdBuV	Unit Conversion		8/24/2018	8/24/2022

Measurement Data: Reading listed by margin. Test Lead: Ant1

#	Freq MHz	Rdng dBµV	T1 dB	T2 dB	T3 dB	T4 dB	Dist Table	Corr dBm	Spec dBm	Margin dB	Polar Ant
1	4266.830M	46.8	+0.0	+9.9	+1.1	-107.0	+0.0	-49.2	-40.0	-9.2	Ant1
2	10876.740 M	44.0	+0.0	+10.0	+1.9	-107.0	+0.0	-51.1	-40.0	-11.1	Ant1
3	3918.601M Ave	37.8	+0.0	+9.9	+1.0	-107.0	+0.0	-58.3	-40.0	-18.3	Ant1
^	3918.580M	68.3	+0.0	+9.9	+1.0	-107.0	+0.0	-27.8	-40.0	+12.2	Ant1
^	3918.596M	41.7	+0.0	+9.9	+1.0	-107.0	+0.0	-54.4	-40.0	-14.4	Ant1
^	3918.596M	39.2	+0.0	+9.9	+1.0	-107.0	+0.0	-56.9	-40.0	-16.9	Ant1
7	7252.504M Ave	36.9	+0.0	+10.0	+1.5	-107.0	+0.0	-58.6	-40.0	-18.6	Ant1
^	7252.485M	56.2	+0.0	+10.0	+1.5	-107.0	+0.0	-39.3	-40.0	+0.7	Ant1
9	4157.191M Ave	30.9	+0.0	+9.9	+1.1	-107.0	+0.0	-65.1	-40.0	-25.1	Ant1
^	4157.170M	54.4	+0.0	+9.9	+1.1	-107.0	+0.0	-41.6	-40.0	-1.6	Ant1
11	4030.420M Ave	25.2	+0.0	+9.9	+1.1	-107.0	+0.0	-70.8	-40.0	-30.8	Ant1
^	4030.420M	53.8	+0.0	+9.9	+1.1	-107.0	+0.0	-42.2	-40.0	-2.2	Ant1

Test Location:	CKC Laboratories Inc. • 5046 Sierra Pines Drive • Mariposa, CA 95338 • 209-966-5240		
Customer:	**Mercury Wireless**		
Specification:	**47 CFR §96.41e Spurious Emissions**		
Work Order #:	**103300**	Date:	3/10/2020
Test Type:	**Conducted Emissions**	Time:	13:21:07
Tested By:	Randy Clark	Sequence#:	45
Software:	EMITest 5.03.12		120V 60Hz

Equipment Tested:

Device	Manufacturer	Model #	S/N
Configuration 1			

Support Equipment:

Device	Manufacturer	Model #	S/N
Configuration 1			

Test Conditions / Notes:

Conducted Spurious Emissions 9kHz - 3530 MHz

Temperature: 23°C
Humidity: 27%
Atmospheric Pressure: 102.0 kPa

Transmit Frequency Range: 3550 - 3700

RBW:
200Hz (9k - 150k),
9kHz (150k-30M),
1MHz (30MHz - 37GHz)

VBW: 3x RBW

Transmitter Settings:
Transmit Frequency: 3625 MHz
Modulation: 16QAM
Channel Bandwidth: 5MHz
Output Power Software Setting: 32

The EUT is a CBSD and is located on a table, directly connected to a spectrum analyzer through 10dB of attenuation. The unit was programmed to output the transmitter settings specified above in a continuous transmit mode.

Antenna 1 through 6 are multiplexed from one radio. All 6 channels will have the same output simultaneously in normal operation. Preliminary investigatory measurements showed that all 6 ports were identical and therefore spurious emissions are only being performed on Antenna Port 1.

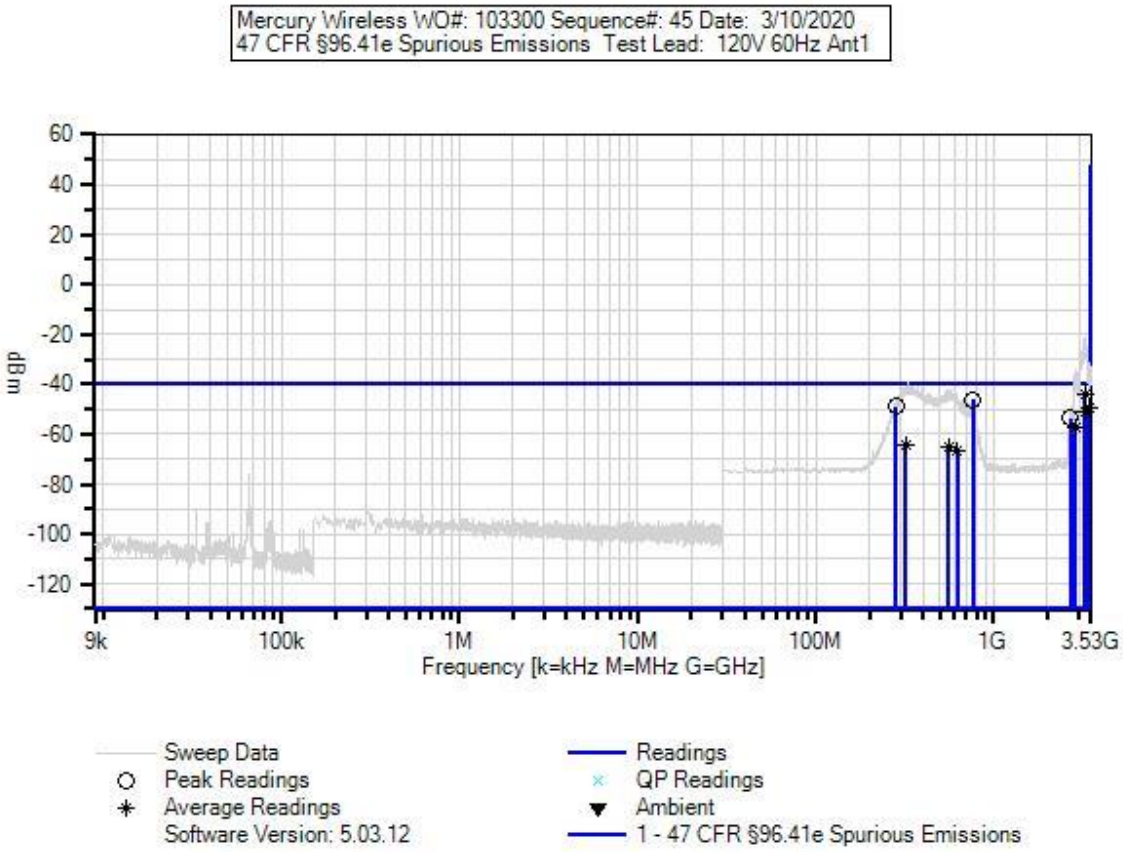

Test Equipment:

ID	Asset #	Description	Model	Calibration Date	Cal Due Date
T1	AN02668	Spectrum Analyzer	E4446A	12/17/2019	12/17/2020
T2	ANP06239	Attenuator	54A-10	12/18/2018	12/18/2020
T3	AN03356	Cable	32026-2-29094K-48TC	3/14/2019	3/14/2021
T4	ANdBuV	Unit Conversion		8/24/2018	8/24/2022

Measurement Data: Reading listed by margin. Test Lead: Ant1

#	Freq MHz	Rdng dBµV	T1 dB	T2 dB	T3 dB	T4 dB	Dist Table	Corr dBm	Spec dBm	Margin dB	Polar Ant
1	3245.950M Ave	52.1	+0.0	+9.9	+1.0	-107.0	+0.0	-44.0	-40.0	-4.0	Ant1
^	3245.950M	73.5	+0.0	+9.9	+1.0	-107.0	+0.0	-22.6	-40.0	+17.4	Ant1
3	761.900M	50.4	+0.0	+9.9	+0.5	-107.0	+0.0	-46.2	-40.0	-6.2	Ant1
4	282.250M	47.9	+0.0	+9.9	+0.3	-107.0	+0.0	-48.9	-40.0	-8.9	Ant1
5	3421.244M Ave	46.7	+0.0	+9.9	+1.0	-107.0	+0.0	-49.4	-40.0	-9.4	Ant1
^	3421.150M	60.9	+0.0	+9.9	+1.0	-107.0	+0.0	-35.2	-40.0	+4.8	Ant1
7	3285.100M Ave	45.2	+0.0	+9.9	+1.0	-107.0	+0.0	-50.9	-40.0	-10.9	Ant1
^	3285.100M	75.0	+0.0	+9.9	+1.0	-107.0	+0.0	-21.1	-40.0	+18.9	Ant1
9	2689.790M	42.5	+0.0	+9.9	+0.9	-107.0	+0.0	-53.7	-40.0	-13.7	Ant1
10	2859.740M Ave	38.6	+0.0	+9.9	+0.9	-107.0	+0.0	-57.6	-40.0	-17.6	Ant1
^	2859.740M	61.0	+0.0	+9.9	+0.9	-107.0	+0.0	-35.2	-40.0	+4.8	Ant1
12	321.380M Ave	32.5	+0.0	+9.9	+0.3	-107.0	+0.0	-64.3	-40.0	-24.3	Ant1
^	321.370M	58.1	+0.0	+9.9	+0.3	-107.0	+0.0	-38.7	-40.0	+1.3	Ant1
14	560.631M Ave	31.9	+0.0	+9.9	+0.4	-107.0	+0.0	-64.8	-40.0	-24.8	Ant1
^	560.630M	55.1	+0.0	+9.9	+0.4	-107.0	+0.0	-41.6	-40.0	-1.6	Ant1
16	624.277M Ave	30.0	+0.0	+9.9	+0.4	-107.0	+0.0	-66.7	-40.0	-26.7	Ant1
^	624.270M	54.8	+0.0	+9.9	+0.4	-107.0	+0.0	-41.9	-40.0	-1.9	Ant1

Test Location:	CKC Laboratories Inc. • 5046 Sierra Pines Drive • Mariposa, CA 95338 • 209-966-5240		
Customer:	**Mercury Wireless**		
Specification:	**47 CFR §96.41e Spurious Emissions**		
Work Order #:	**103300**	Date:	3/10/2020
Test Type:	**Conducted Emissions**	Time:	13:35:19
Tested By:	Randy Clark	Sequence#:	46
Software:	EMITest 5.03.12		120V 60Hz

Equipment Tested:

Device	Manufacturer	Model #	S/N
Configuration 1			

Support Equipment:

Device	Manufacturer	Model #	S/N
Configuration 1			

Test Conditions / Notes:

Conducted Spurious Emissions 3.72 - 37 GHz

Temperature: 23°C
Humidity: 27%
Atmospheric Pressure: 102.0 kPa

Transmit Frequency Range: 3550 - 3700

RBW:
200Hz (9k - 150k),
9kHz (150k-30M),
1MHz (30MHz - 37GHz)

VBW: 3x RBW

Transmitter Settings:
Transmit Frequency: 3625 MHz
Modulation: 16QAM
Channel Bandwidth: 5MHz
Output Power Software Setting: 32

The EUT is a CBSD and is located on a table, directly connected to a spectrum analyzer through 10dB of attenuation. The unit was programmed to output the transmitter settings specified above in a continuous transmit mode.

Antenna 1 through 6 are multiplexed from one radio. All 6 channels will have the same output simultaneously in normal operation. Preliminary investigatory measurements showed that all 6 ports were identical and therefore spurious emissions are only being performed on Antenna Port 1.

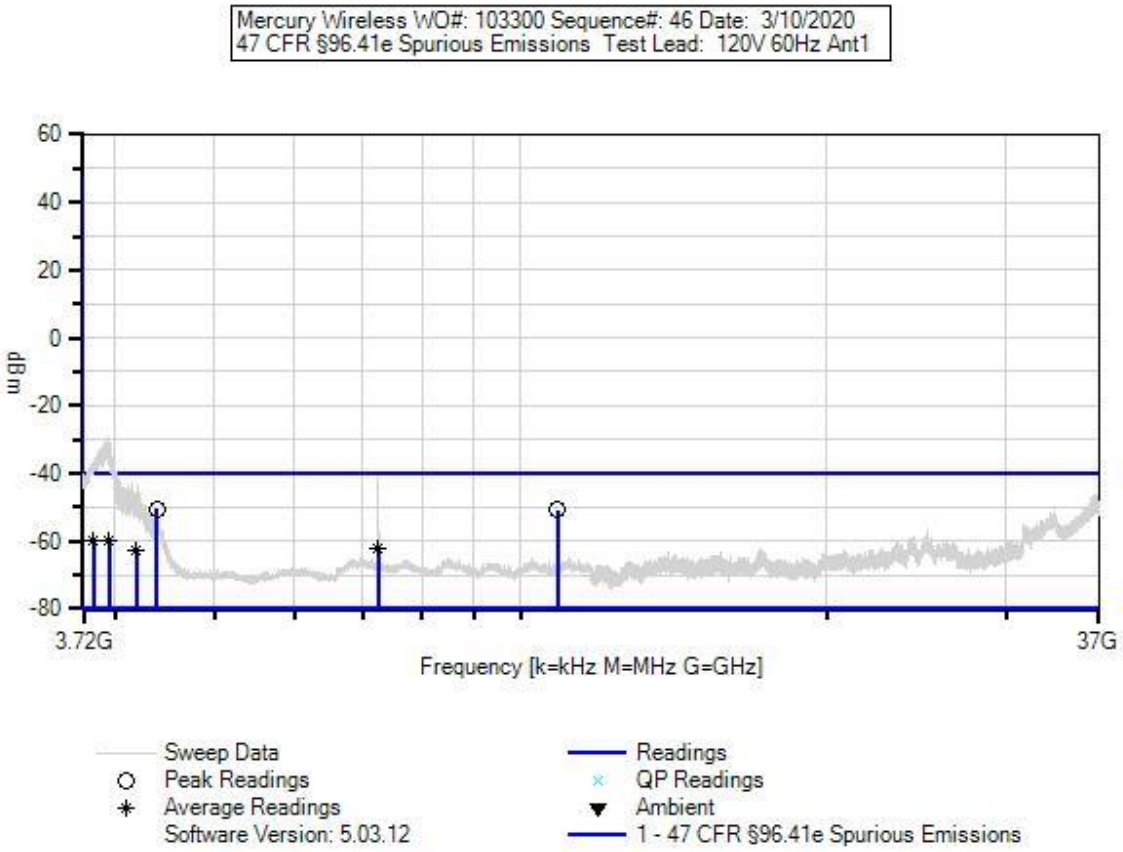

Test Equipment:

ID	Asset #	Description	Model	Calibration Date	Cal Due Date
T1	AN02668	Spectrum Analyzer	E4446A	12/17/2019	12/17/2020
T2	ANP06239	Attenuator	54A-10	12/18/2018	12/18/2020
T3	AN03356	Cable	32026-2-29094K-48TC	3/14/2019	3/14/2021
T4	ANdBuV	Unit Conversion		8/24/2018	8/24/2022

Measurement Data: Reading listed by margin. Test Lead: Ant1

#	Freq MHz	Rdng dBµV	T1 dB	T2 dB	T3 dB	T4 dB	Dist Table	Corr dBm	Spec dBm	Margin dB	Polar Ant
1	4394.505M	45.4	+0.0	+9.9	+1.1	-107.0	+0.0	-50.6	-40.0	-10.6	Ant1
2	10873.550 M	44.4	+0.0	+10.0	+1.9	-107.0	+0.0	-50.7	-40.0	-10.7	Ant1
3	3940.545M Ave	36.3	+0.0	+9.9	+1.1	-107.0	+0.0	-59.7	-40.0	-19.7	Ant1
^	3940.545M	66.9	+0.0	+9.9	+1.1	-107.0	+0.0	-29.1	-40.0	+10.9	Ant1
5	3805.605M Ave	36.3	+0.0	+9.9	+1.0	-107.0	+0.0	-59.8	-40.0	-19.8	Ant1
^	3805.605M	61.0	+0.0	+9.9	+1.0	-107.0	+0.0	-35.1	-40.0	+4.9	Ant1
7	7252.482M Ave	33.1	+0.0	+10.0	+1.5	-107.0	+0.0	-62.4	-40.0	-22.4	Ant1
^	7252.485M	56.0	+0.0	+10.0	+1.5	-107.0	+0.0	-39.5	-40.0	+0.5	Ant1
9	4197.554M Ave	33.5	+0.0	+9.9	+1.1	-107.0	+0.0	-62.5	-40.0	-22.5	Ant1
^	4197.555M	56.2	+0.0	+9.9	+1.1	-107.0	+0.0	-39.8	-40.0	+0.2	Ant1

Test Location:	CKC Laboratories Inc. • 5046 Sierra Pines Drive • Mariposa, CA 95338 • 209-966-5240		
Customer:	**Mercury Wireless**		
Specification:	**47 CFR §96.41e Spurious Emissions**		
Work Order #:	**103300**	Date:	3/10/2020
Test Type:	**Conducted Emissions**	Time:	11:11:39
Tested By:	Randy Clark	Sequence#:	47
Software:	EMITest 5.03.12		120V 60Hz

Equipment Tested:

Device	Manufacturer	Model #	S/N
Configuration 1			

Support Equipment:

Device	Manufacturer	Model #	S/N
Configuration 1			

Test Conditions / Notes:

Conducted Spurious Emissions 9kHz - 3530 MHz

Temperature: 23°C
Humidity: 28%
Atmospheric Pressure: 102.5 kPa

Transmit Frequency Range: 3550 - 3700

RBW:
200Hz (9k - 150k),
9kHz (150k-30M),
1MHz (30MHz - 37GHz)

VBW: 3x RBW

Transmitter Settings:
Transmit Frequency: 3625 MHz
Modulation: QAM64
Channel Bandwidth: 5MHz
Output Power Software Setting: 32

The EUT is a CBSD and is located on a table, directly connected to a spectrum analyzer through 10dB of attenuation. The unit was programmed to output the transmitter settings specified above in a continuous transmit mode.

Antenna 1 through 6 are multiplexed from one radio. All 6 channels will have the same output simultaneously in normal operation. Preliminary investigatory measurements showed that all 6 ports were identical and therefore spurious emissions are only being performed on Antenna Port 1.

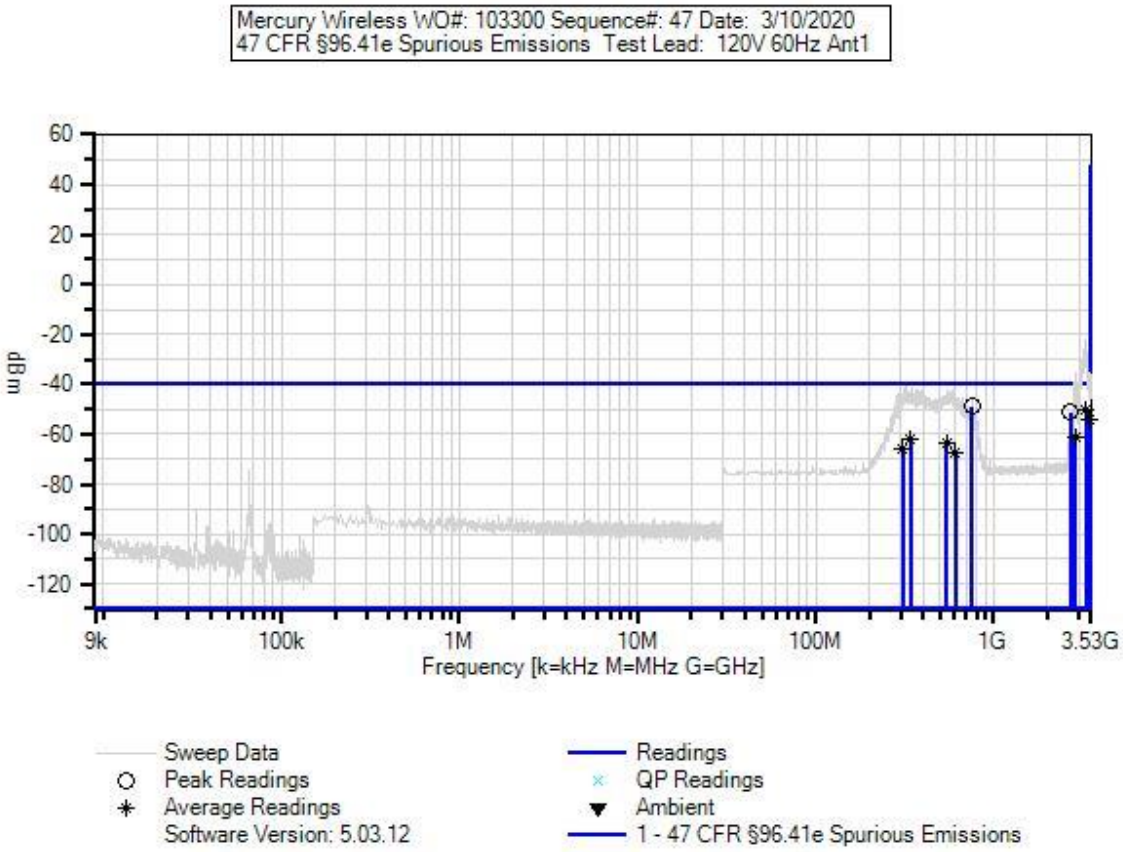

Test Equipment:

ID	Asset #	Description	Model	Calibration Date	Cal Due Date
	AN02668	Spectrum Analyzer	E4446A	12/17/2019	12/17/2020
T1	ANP06239	Attenuator	54A-10	12/18/2018	12/18/2020
T2	AN03356	Cable	32026-2-29094K-48TC	3/14/2019	3/14/2021
T3	ANdBuV	Unit Conversion		8/24/2018	8/24/2022

Measurement Data: Reading listed by margin. Test Lead: Ant1

#	Freq MHz	Rdng dBµV	T1 dB	T2 dB	T3 dB	dB	Dist Table	Corr dBm	Spec dBm	Margin dB	Polar Ant
1	754.110M	47.9	+9.9	+0.5	-107.0		+0.0	-48.7	-40.0	-8.7	Ant1
2	3281.760M Ave	45.5	+9.9	+1.0	-107.0		+0.0	-50.6	-40.0	-10.6	Ant1
^	3281.760M	77.1	+9.9	+1.0	-107.0		+0.0	-19.0	-40.0	+21.0	Ant1
4	2697.910M	44.8	+9.9	+0.9	-107.0		+0.0	-51.4	-40.0	-11.4	Ant1
5	3461.495M Ave	42.1	+9.9	+1.0	-107.0		+0.0	-54.0	-40.0	-14.0	Ant1
^	3461.490M	64.8	+9.9	+1.0	-107.0		+0.0	-31.3	-40.0	+8.7	Ant1
7	2862.610M Ave	35.2	+9.9	+0.9	-107.0		+0.0	-61.0	-40.0	-21.0	Ant1
^	2862.610M	63.4	+9.9	+0.9	-107.0		+0.0	-32.8	-40.0	+7.2	Ant1
9	340.656M Ave	34.7	+9.9	+0.3	-107.0		+0.0	-62.1	-40.0	-22.1	Ant1
^	340.650M	57.5	+9.9	+0.3	-107.0		+0.0	-39.3	-40.0	+0.7	Ant1
11	545.039M Ave	33.4	+9.9	+0.4	-107.0		+0.0	-63.3	-40.0	-23.3	Ant1
^	545.040M	54.3	+9.9	+0.4	-107.0		+0.0	-42.4	-40.0	-2.4	Ant1
13	307.686M Ave	30.6	+9.9	+0.3	-107.0		+0.0	-66.2	-40.0	-26.2	Ant1
^	307.680M	56.2	+9.9	+0.3	-107.0		+0.0	-40.6	-40.0	-0.6	Ant1
15	609.807M Ave	29.6	+9.9	+0.4	-107.0		+0.0	-67.1	-40.0	-27.1	Ant1
^	609.810M	55.4	+9.9	+0.4	-107.0		+0.0	-41.3	-40.0	-1.3	Ant1

Test Location:	CKC Laboratories Inc. • 5046 Sierra Pines Drive • Mariposa, CA 95338 • 209-966-5240		
Customer:	**Mercury Wireless**		
Specification:	**47 CFR §96.41e Spurious Emissions**		
Work Order #:	**103300**	Date:	3/10/2020
Test Type:	**Conducted Emissions**	Time:	11:26:39
Tested By:	Randy Clark	Sequence#:	48
Software:	EMITest 5.03.12		120V 60Hz

Equipment Tested:

Device	Manufacturer	Model #	S/N
Configuration 1			

Support Equipment:

Device	Manufacturer	Model #	S/N
Configuration 1			

Test Conditions / Notes:

Conducted Spurious Emissions 3.72 - 37 GHz

Temperature: 23°C
Humidity: 28%
Atmospheric Pressure: 102.5 kPa

Transmit Frequency Range: 3550 - 3700

RBW:
200Hz (9k - 150k),
9kHz (150k-30M),
1MHz (30MHz - 37GHz)

VBW: 3x RBW

Transmitter Settings:
Transmit Frequency: 3625 MHz
Modulation: QAM64
Channel Bandwidth: 5MHz
Output Power Software Setting: 32

The EUT is a CBSD and is located on a table, directly connected to a spectrum analyzer through 10dB of attenuation. The unit was programmed to output the transmitter settings specified above in a continuous transmit mode.

Antenna 1 through 6 are multiplexed from one radio. All 6 channels will have the same output simultaneously in normal operation. Preliminary investigatory measurements showed that all 6 ports were identical and therefore spurious emissions are only being performed on Antenna Port 1.

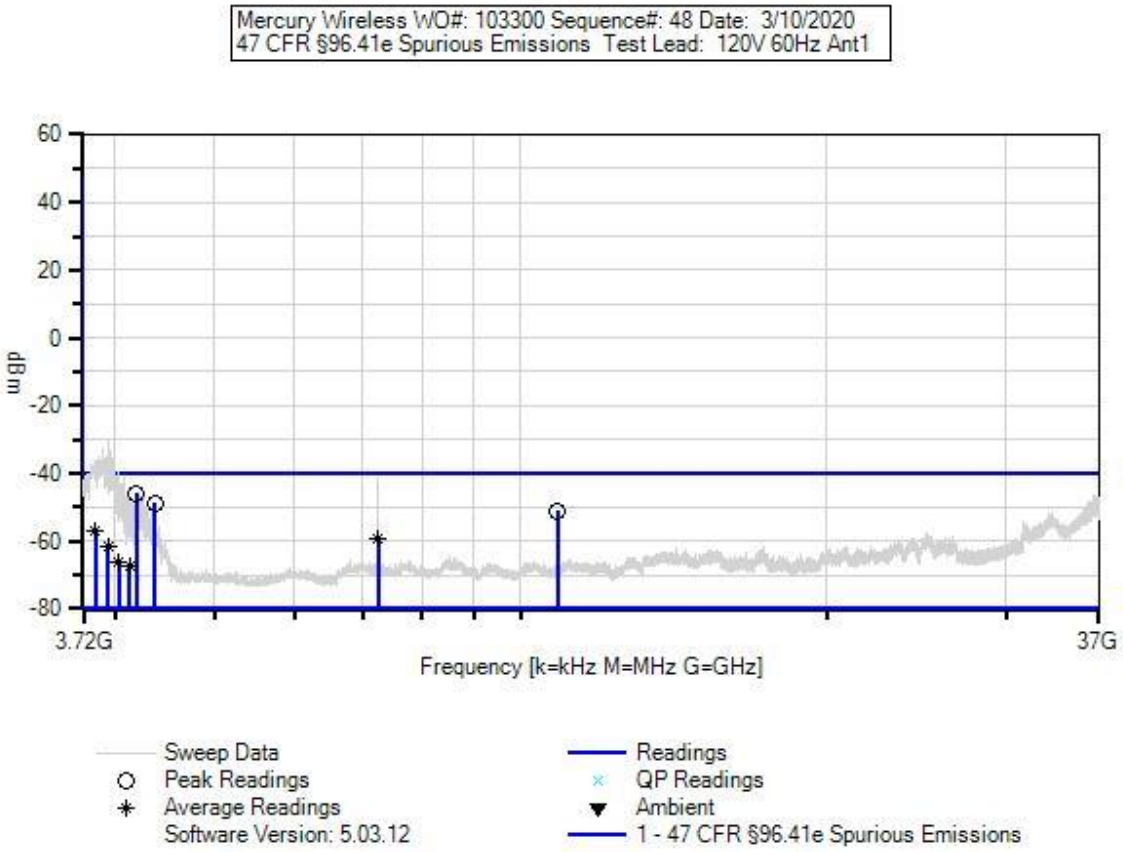

Test Equipment:

ID	Asset #	Description	Model	Calibration Date	Cal Due Date
	AN02668	Spectrum Analyzer	E4446A	12/17/2019	12/17/2020
T1	ANP06239	Attenuator	54A-10	12/18/2018	12/18/2020
T2	AN03356	Cable	32026-2-29094K-48TC	3/14/2019	3/14/2021
T3	ANdBuV	Unit Conversion		8/24/2018	8/24/2022

Measurement Data: Reading listed by margin. Test Lead: Ant1

#	Freq MHz	Rdng dBµV	T1 dB	T2 dB	T3 dB	dB	Dist Table	Corr dBm	Spec dBm	Margin dB	Polar Ant
1	4199.320M	50.1	+9.9	+1.1	-107.0		+0.0	-45.9	-40.0	-5.9	Ant1
2	4370.620M	47.2	+9.9	+1.1	-107.0		+0.0	-48.8	-40.0	-8.8	Ant1
3	10878.820 M	44.1	+10.0	+1.9	-107.0		+0.0	-51.0	-40.0	-11.0	Ant1
4	3825.000M Ave	38.9	+9.9	+1.0	-107.0		+0.0	-57.2	-40.0	-17.2	Ant1
^	3825.000M	62.2	+9.9	+1.0	-107.0		+0.0	-33.9	-40.0	+6.1	Ant1
6	7252.542M Ave	36.5	+10.0	+1.5	-107.0		+0.0	-59.0	-40.0	-19.0	Ant1
^	7252.525M	56.4	+10.0	+1.5	-107.0		+0.0	-39.1	-40.0	+0.9	Ant1
8	3933.220M Ave	34.7	+9.9	+1.1	-107.0		+0.0	-61.3	-40.0	-21.3	Ant1
^	3933.220M	68.2	+9.9	+1.1	-107.0		+0.0	-27.8	-40.0	+12.2	Ant1
10	4035.541M Ave	29.7	+9.9	+1.1	-107.0		+0.0	-66.3	-40.0	-26.3	Ant1
^	4035.520M	58.3	+9.9	+1.1	-107.0		+0.0	-37.7	-40.0	+2.3	Ant1
12	4131.620M Ave	28.7	+9.9	+1.1	-107.0		+0.0	-67.3	-40.0	-27.3	Ant1
^	4131.620M	55.6	+9.9	+1.1	-107.0		+0.0	-40.4	-40.0	-0.4	Ant1

Test Location:	CKC Laboratories Inc. • 5046 Sierra Pines Drive • Mariposa, CA 95338 • 209-966-5240		
Customer:	**Mercury Wireless**		
Specification:	**47 CFR §96.41e Spurious Emissions**		
Work Order #:	**103300**	Date:	3/10/2020
Test Type:	**Conducted Emissions**	Time:	13:51:16
Tested By:	Randy Clark	Sequence#:	49
Software:	EMITest 5.03.12		120V 60Hz

Equipment Tested:

Device	Manufacturer	Model #	S/N
Configuration 1			

Support Equipment:

Device	Manufacturer	Model #	S/N
Configuration 1			

Test Conditions / Notes:

Conducted Spurious Emissions 9kHz - 3530 MHz

Temperature: 23°C
Humidity: 28%
Atmospheric Pressure: 102.5 kPa

Transmit Frequency Range: 3550 - 3700

RBW:
200Hz (9k - 150k),
9kHz (150k-30M),
1MHz (30MHz - 37GHz)

VBW: 3x RBW

Transmitter Settings:
Transmit Frequency: 3697.5 MHz
Modulation: QPSK
Channel Bandwidth: 5MHz
Output Power Software Setting: 32

The EUT is a CBSD and is located on a table, directly connected to a spectrum analyzer through 10dB of attenuation. The unit was programmed to output the transmitter settings specified above in a continuous transmit mode.

Antenna 1 through 6 are multiplexed from one radio. All 6 channels will have the same output simultaneously in normal operation. Preliminary investigatory measurements showed that all 6 ports were identical and therefore spurious emissions are only being performed on Antenna Port 1.

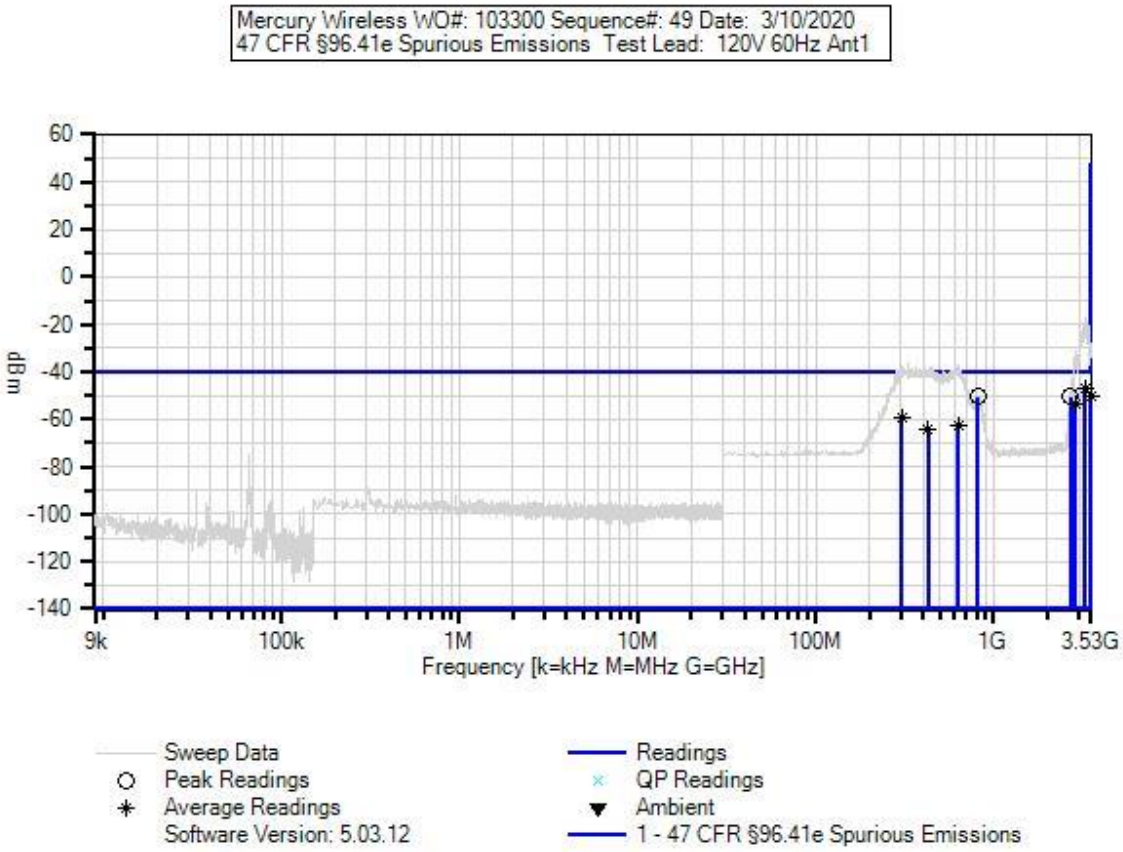

Test Equipment:

ID	Asset #	Description	Model	Calibration Date	Cal Due Date
	AN02668	Spectrum Analyzer	E4446A	12/17/2019	12/17/2020
T1	ANP06239	Attenuator	54A-10	12/18/2018	12/18/2020
T2	AN03356	Cable	32026-2-29094K-48TC	3/14/2019	3/14/2021
T3	ANdBuV	Unit Conversion		8/24/2018	8/24/2022

Measurement Data: Reading listed by margin. Test Lead: Ant1

#	Freq MHz	Rdng dBµV	T1 dB	T2 dB	T3 dB	dB	Dist Table	Corr dBm	Spec dBm	Margin dB	Polar Ant
1	3258.160M Ave	49.0	+9.9	+1.0	-107.0		+0.0	-47.1	-40.0	-7.1	Ant1
^	3258.130M	77.6	+9.9	+1.0	-107.0		+0.0	-18.5	-40.0	+21.5	Ant1
3	3497.052M Ave	45.8	+9.9	+1.0	-107.0		+0.0	-50.3	-40.0	-10.3	Ant1
^	3497.060M	67.1	+9.9	+1.0	-107.0		+0.0	-29.0	-40.0	+11.0	Ant1
5	2688.120M	45.8	+9.9	+0.9	-107.0		+0.0	-50.4	-40.0	-10.4	Ant1
6	816.900M	46.1	+9.9	+0.5	-107.0		+0.0	-50.5	-40.0	-10.5	Ant1
7	2863.577M Ave	42.8	+9.9	+0.9	-107.0		+0.0	-53.4	-40.0	-13.4	Ant1
^	2863.560M	63.7	+9.9	+0.9	-107.0		+0.0	-32.5	-40.0	+7.5	Ant1
9	304.794M Ave	37.1	+9.9	+0.3	-107.0		+0.0	-59.7	-40.0	-19.7	Ant1
^	304.790M	58.6	+9.9	+0.3	-107.0		+0.0	-38.2	-40.0	+1.8	Ant1
11	629.668M Ave	34.2	+9.9	+0.4	-107.0		+0.0	-62.5	-40.0	-22.5	Ant1
^	629.660M	58.7	+9.9	+0.4	-107.0		+0.0	-38.0	-40.0	+2.0	Ant1
13	429.959M Ave	32.5	+9.9	+0.4	-107.0		+0.0	-64.2	-40.0	-24.2	Ant1
^	429.950M	60.2	+9.9	+0.4	-107.0		+0.0	-36.5	-40.0	+3.5	Ant1

Test Location:	CKC Laboratories Inc. • 5046 Sierra Pines Drive • Mariposa, CA 95338 • 209-966-5240		
Customer:	**Mercury Wireless**		
Specification:	**47 CFR §96.41e Spurious Emissions**		
Work Order #:	**103300**	Date:	3/10/2020
Test Type:	**Conducted Emissions**	Time:	14:01:00
Tested By:	Randy Clark	Sequence#:	50
Software:	EMITest 5.03.12		120V 60Hz

Equipment Tested:

Device	Manufacturer	Model #	S/N
Configuration 1			

Support Equipment:

Device	Manufacturer	Model #	S/N
Configuration 1			

Test Conditions / Notes:

Conducted Spurious Emissions 3.72 - 37 GHz

Temperature: 23°C
Humidity: 28%
Atmospheric Pressure: 102.5 kPa

Transmit Frequency Range: 3550 - 3700

RBW:
200Hz (9k - 150k),
9kHz (150k-30M),
1MHz (30MHz - 37GHz)

VBW: 3x RBW

Transmitter Settings:
Transmit Frequency: 3697.5 MHz
Modulation: QPSK
Channel Bandwidth: 5MHz
Output Power Software Setting: 32

The EUT is a CBSD and is located on a table, directly connected to a spectrum analyzer through 10dB of attenuation. The unit was programmed to output the transmitter settings specified above in a continuous transmit mode.

Antenna 1 through 6 are multiplexed from one radio. All 6 channels will have the same output simultaneously in normal operation. Preliminary investigatory measurements showed that all 6 ports were identical and therefore spurious emissions are only being performed on Antenna Port 1.

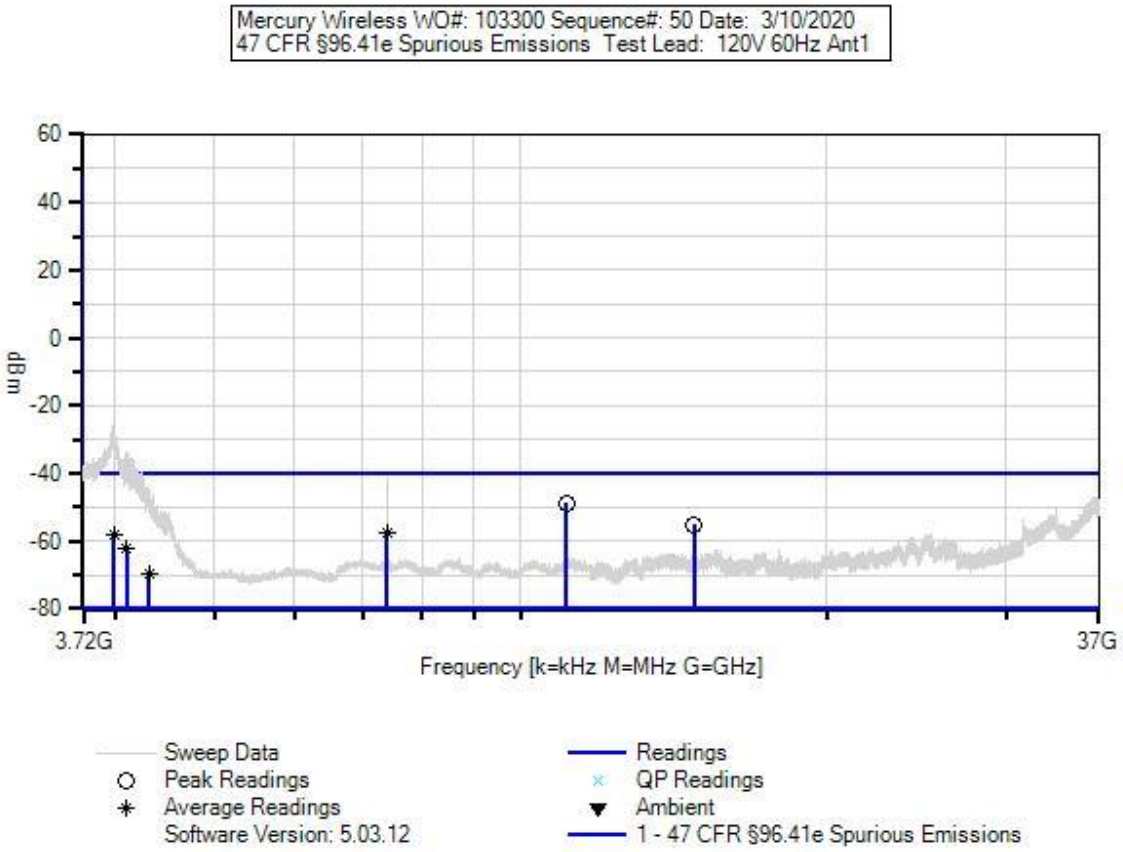

Test Equipment:

ID	Asset #	Description	Model	Calibration Date	Cal Due Date
	AN02668	Spectrum Analyzer	E4446A	12/17/2019	12/17/2020
T1	ANP06239	Attenuator	54A-10	12/18/2018	12/18/2020
T2	AN03356	Cable	32026-2-29094K-48TC	3/14/2019	3/14/2021
T3	ANdBuV	Unit Conversion		8/24/2018	8/24/2022

Measurement Data: Reading listed by margin. Test Lead: Ant1

#	Freq MHz	Rdng dBµV	T1 dB	T2 dB	T3 dB	dB	Dist Table	Corr dBm	Spec dBm	Margin dB	Polar Ant
1	11094.205 M	46.4	+10.0	+1.9	-107.0		+0.0	-48.7	-40.0	-8.7	Ant1
2	14790.550 M	39.8	+10.0	+2.0	-107.0		+0.0	-55.2	-40.0	-15.2	Ant1
3	7395.389M Ave	38.1	+10.0	+1.5	-107.0		+0.0	-57.4	-40.0	-17.4	Ant1
^	7395.470M	55.1	+10.0	+1.5	-107.0		+0.0	-40.4	-40.0	-0.4	Ant1
5	3988.722M Ave	37.9	+9.9	+1.1	-107.0		+0.0	-58.1	-40.0	-18.1	Ant1
^	3988.710M	70.8	+9.9	+1.1	-107.0		+0.0	-25.2	-40.0	+14.8	Ant1
7	4100.482M Ave	33.6	+9.9	+1.1	-107.0		+0.0	-62.4	-40.0	-22.4	Ant1
^	4100.445M	63.6	+9.9	+1.1	-107.0		+0.0	-32.4	-40.0	+7.6	Ant1
9	4314.978M Ave	26.2	+9.9	+1.1	-107.0		+0.0	-69.8	-40.0	-29.8	Ant1
^	4314.945M	52.3	+9.9	+1.1	-107.0		+0.0	-43.7	-40.0	-3.7	Ant1

Test Location:	CKC Laboratories Inc. • 5046 Sierra Pines Drive • Mariposa, CA 95338 • 209-966-5240		
Customer:	**Mercury Wireless**		
Specification:	**47 CFR §96.41e Spurious Emissions**		
Work Order #:	**103300**	Date:	3/10/2020
Test Type:	**Conducted Emissions**	Time:	14:12:57
Tested By:	Randy Clark	Sequence#:	51
Software:	EMITest 5.03.12		120V 60Hz

Equipment Tested:

Device	Manufacturer	Model #	S/N
Configuration 1			

Support Equipment:

Device	Manufacturer	Model #	S/N
Configuration 1			

Test Conditions / Notes:

Conducted Spurious Emissions 9kHz - 3530 MHz

Temperature: 23°C
Humidity: 28%
Atmospheric Pressure: 102.5 kPa

Transmit Frequency Range: 3550 - 3700

RBW:
200Hz (9k - 150k),
9kHz (150k-30M),
1MHz (30MHz - 37GHz)

VBW: 3x RBW

Transmitter Settings:
Transmit Frequency: 3697.5 MHz
Modulation: QAM16
Channel Bandwidth: 5MHz
Output Power Software Setting: 32

The EUT is a CBSD and is located on a table, directly connected to a spectrum analyzer through 10dB of attenuation. The unit was programmed to output the transmitter settings specified above in a continuous transmit mode.

Antenna 1 through 6 are multiplexed from one radio. All 6 channels will have the same output simultaneously in normal operation. Preliminary investigatory measurements showed that all 6 ports were identical and therefore spurious emissions are only being performed on Antenna Port 1.

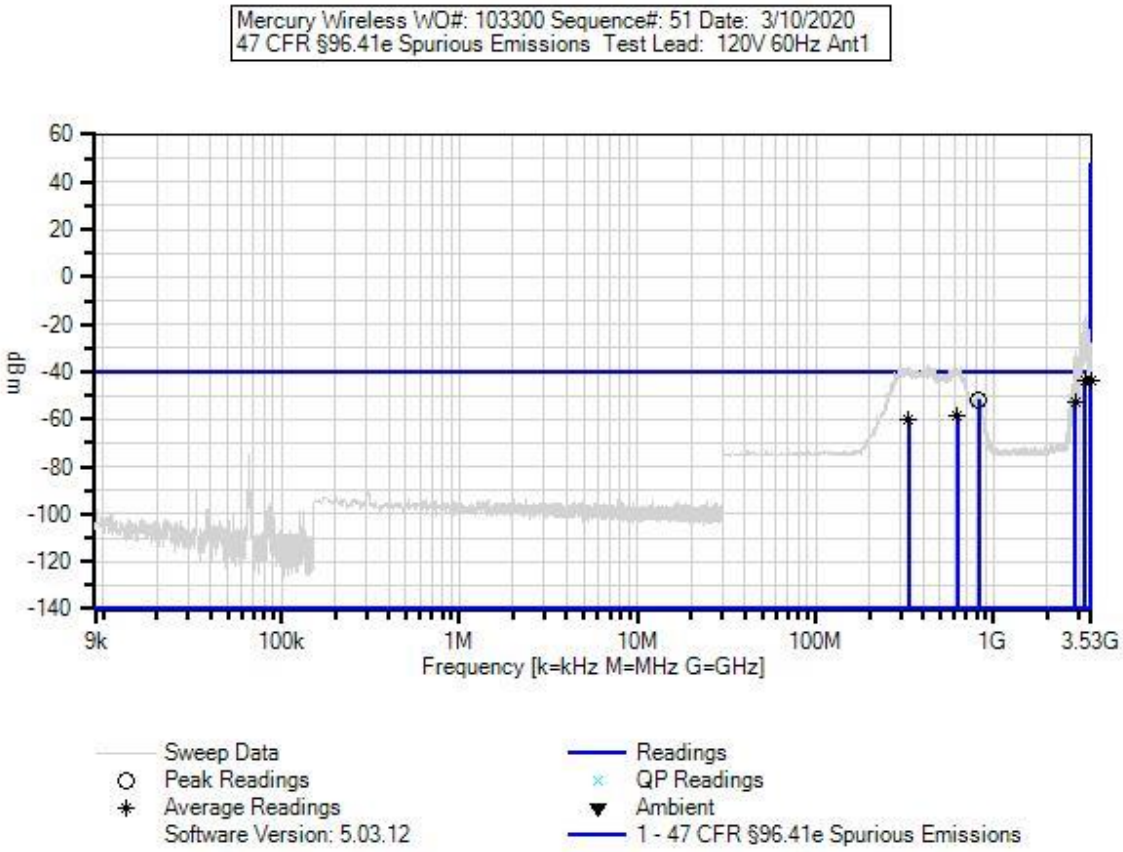

Test Equipment:

ID	Asset #	Description	Model	Calibration Date	Cal Due Date
	AN02668	Spectrum Analyzer	E4446A	12/17/2019	12/17/2020
T1	ANP06239	Attenuator	54A-10	12/18/2018	12/18/2020
T2	AN03356	Cable	32026-2-29094K-48TC	3/14/2019	3/14/2021
T3	ANdBuV	Unit Conversion		8/24/2018	8/24/2022

Measurement Data: Reading listed by margin. Test Lead: Ant1

#	Freq MHz	Rdng dBµV	T1 dB	T2 dB	T3 dB	dB	Dist Table	Corr dBm	Spec dBm	Margin dB	Polar Ant
1	3260.770M Ave	52.5	+9.9	+1.0	-107.0		+0.0	-43.6	-40.0	-3.6	Ant1
^	3260.750M	77.9	+9.9	+1.0	-107.0		+0.0	-18.2	-40.0	+21.8	Ant1
3	3498.512M Ave	52.0	+9.9	+1.0	-107.0		+0.0	-44.1	-40.0	-4.1	Ant1
^	3498.490M	69.3	+9.9	+1.0	-107.0		+0.0	-26.8	-40.0	+13.2	Ant1
5	827.870M	44.9	+9.9	+0.5	-107.0		+0.0	-51.7	-40.0	-11.7	Ant1
6	2867.147M Ave	43.1	+9.9	+0.9	-107.0		+0.0	-53.1	-40.0	-13.1	Ant1
^	2867.140M	64.6	+9.9	+0.9	-107.0		+0.0	-31.6	-40.0	+8.4	Ant1
8	627.864M Ave	38.3	+9.9	+0.4	-107.0		+0.0	-58.4	-40.0	-18.4	Ant1
^	627.860M	57.7	+9.9	+0.4	-107.0		+0.0	-39.0	-40.0	+1.0	Ant1
10	331.475M Ave	36.3	+9.9	+0.3	-107.0		+0.0	-60.5	-40.0	-20.5	Ant1
^	331.470M	59.5	+9.9	+0.3	-107.0		+0.0	-37.3	-40.0	+2.7	Ant1

Test Location:	CKC Laboratories Inc. • 5046 Sierra Pines Drive • Mariposa, CA 95338 • 209-966-5240		
Customer:	**Mercury Wireless**		
Specification:	**47 CFR §96.41e Spurious Emissions**		
Work Order #:	**103300**	Date:	3/10/2020
Test Type:	**Conducted Emissions**	Time:	14:26:48
Tested By:	Randy Clark	Sequence#:	52
Software:	EMITest 5.03.12		120V 60Hz

Equipment Tested:

Device	Manufacturer	Model #	S/N
Configuration 1			

Support Equipment:

Device	Manufacturer	Model #	S/N
Configuration 1			

Test Conditions / Notes:

Conducted Spurious Emissions 3.72 - 37 GHz

Temperature: 23°C
Humidity: 28%
Atmospheric Pressure: 102.5 kPa

Transmit Frequency Range: 3550 - 3700

RBW:
200Hz (9k - 150k),
9kHz (150k-30M),
1MHz (30MHz - 37GHz)

VBW: 3x RBW

Transmitter Settings:
Transmit Frequency: 3697.5 MHz
Modulation: QAM16
Channel Bandwidth: 5MHz
Output Power Software Setting: 32

The EUT is a CBSD and is located on a table, directly connected to a spectrum analyzer through 10dB of attenuation. The unit was programmed to output the transmitter settings specified above in a continuous transmit mode.

Antenna 1 through 6 are multiplexed from one radio. All 6 channels will have the same output simultaneously in normal operation. Preliminary investigatory measurements showed that all 6 ports were identical and therefore spurious emissions are only being performed on Antenna Port 1.

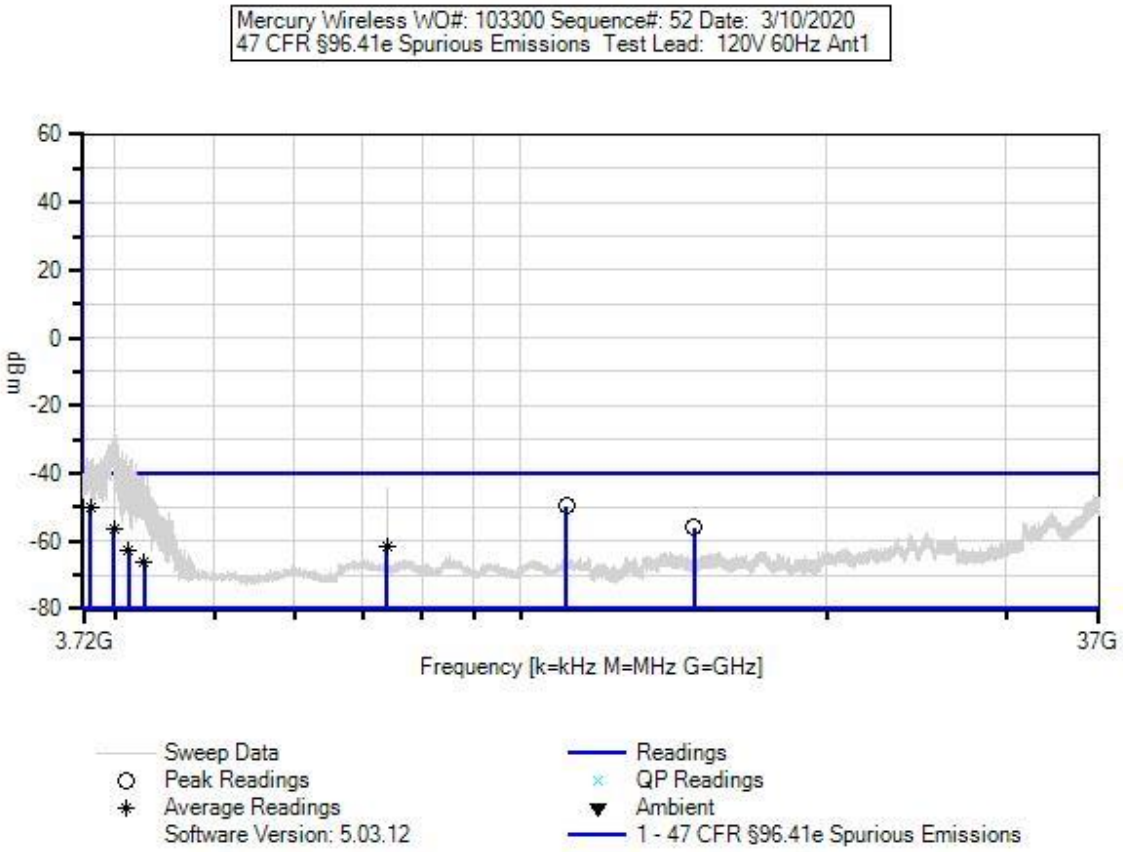

Test Equipment:

ID	Asset #	Description	Model	Calibration Date	Cal Due Date
	AN02668	Spectrum Analyzer	E4446A	12/17/2019	12/17/2020
T1	ANP06239	Attenuator	54A-10	12/18/2018	12/18/2020
T2	AN03356	Cable	32026-2-29094K-48TC	3/14/2019	3/14/2021
T3	ANdBuV	Unit Conversion		8/24/2018	8/24/2022

Measurement Data: Reading listed by margin. Test Lead: Ant1

#	Freq MHz	Rdng dBµV	T1 dB	T2 dB	T3 dB	dB	Dist Table	Corr dBm	Spec dBm	Margin dB	Polar Ant
1	11093.160 M	45.4	+10.0	+1.9	-107.0		+0.0	-49.7	-40.0	-9.7	Ant1
2	3778.358M Ave	46.2	+9.9	+1.0	-107.0		+0.0	-49.9	-40.0	-9.9	Ant1
^	3778.305M	60.3	+9.9	+1.0	-107.0		+0.0	-35.8	-40.0	+4.2	Ant1
4	14790.570 M	39.0	+10.0	+2.0	-107.0		+0.0	-56.0	-40.0	-16.0	Ant1
5	3987.782M Ave	39.5	+9.9	+1.1	-107.0		+0.0	-56.5	-40.0	-16.5	Ant1
^	3987.735M	70.1	+9.9	+1.1	-107.0		+0.0	-25.9	-40.0	+14.1	Ant1
7	7396.263M Ave	34.2	+10.0	+1.5	-107.0		+0.0	-61.3	-40.0	-21.3	Ant1
^	7396.228M	54.8	+10.0	+1.5	-107.0		+0.0	-40.7	-40.0	-0.7	Ant1
9	4125.834M Ave	33.4	+9.9	+1.1	-107.0		+0.0	-62.6	-40.0	-22.6	Ant1
^	4125.795M	61.6	+9.9	+1.1	-107.0		+0.0	-34.4	-40.0	+5.6	Ant1
11	4267.205M Ave	29.9	+9.9	+1.1	-107.0		+0.0	-66.1	-40.0	-26.1	Ant1
^	4267.170M	58.0	+9.9	+1.1	-107.0		+0.0	-38.0	-40.0	+2.0	Ant1

Test Location:	CKC Laboratories Inc. • 5046 Sierra Pines Drive • Mariposa, CA 95338 • 209-966-5240		
Customer:	**Mercury Wireless**		
Specification:	**47 CFR §96.41e Spurious Emissions**		
Work Order #:	**103300**	Date:	3/10/2020
Test Type:	**Conducted Emissions**	Time:	11:45:47
Tested By:	Randy Clark	Sequence#:	53
Software:	EMITest 5.03.12		120V 60Hz

Equipment Tested:

Device	Manufacturer	Model #	S/N
Configuration 1			

Support Equipment:

Device	Manufacturer	Model #	S/N
Configuration 1			

Test Conditions / Notes:

Conducted Spurious Emissions 9kHz - 3530 MHz

Temperature: 23°C
Humidity: 28%
Atmospheric Pressure: 102.5 kPa

Transmit Frequency Range: 3550 - 3700

RBW:
200Hz (9k - 150k),
9kHz (150k-30M),
1MHz (30MHz - 37GHz)

VBW: 3x RBW

Transmitter Settings:
Transmit Frequency: 3697.5 MHz
Modulation: QAM64
Channel Bandwidth: 5MHz
Output Power Software Setting: 32

The EUT is a CBSD and is located on a table, directly connected to a spectrum analyzer through 10dB of attenuation. The unit was programmed to output the transmitter settings specified above in a continuous transmit mode.

Antenna 1 through 6 are multiplexed from one radio. All 6 channels will have the same output simultaneously in normal operation. Preliminary investigatory measurements showed that all 6 ports were identical and therefore spurious emissions are only being performed on Antenna Port 1.

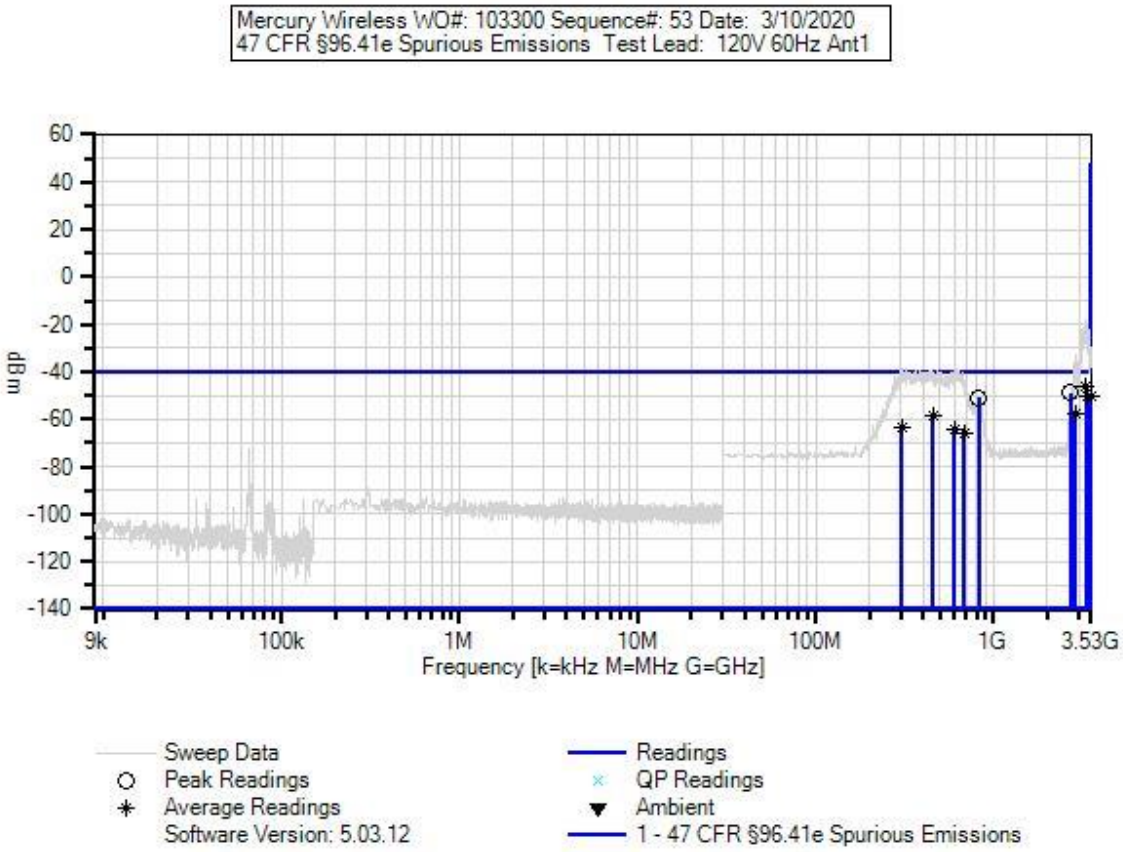

Test Equipment:

ID	Asset #	Description	Model	Calibration Date	Cal Due Date
T1	ANP06239	Attenuator	54A-10	12/18/2018	12/18/2020
T2	AN03356	Cable	32026-2-29094K-48TC	3/14/2019	3/14/2021
T3	ANdBuV	Unit Conversion		8/24/2018	8/24/2022

Measurement Data: Reading listed by margin. Test Lead: Ant1

#	Freq MHz	Rdng dBµV	T1 dB	T2 dB	T3 dB	dB	Dist Table	Corr dBm	Spec dBm	Margin dB	Polar Ant
1	3278.192M Ave	50.3	+9.9	+1.0	-107.0		+0.0	-45.8	-40.0	-5.8	Ant1
^	3278.180M	77.8	+9.9	+1.0	-107.0		+0.0	-18.3	-40.0	+21.7	Ant1
3	2683.590M	47.4	+9.9	+0.9	-107.0		+0.0	-48.8	-40.0	-8.8	Ant1
4	3384.400M Ave	46.0	+9.9	+1.0	-107.0		+0.0	-50.1	-40.0	-10.1	Ant1
^	3384.400M	73.6	+9.9	+1.0	-107.0		+0.0	-22.5	-40.0	+17.5	Ant1
6	3498.257M Ave	45.7	+9.9	+1.0	-107.0		+0.0	-50.4	-40.0	-10.4	Ant1
^	3498.250M	68.7	+9.9	+1.0	-107.0		+0.0	-27.4	-40.0	+12.6	Ant1
8	825.580M	45.5	+9.9	+0.5	-107.0		+0.0	-51.1	-40.0	-11.1	Ant1
9	2870.010M Ave	38.5	+9.9	+0.9	-107.0		+0.0	-57.7	-40.0	-17.7	Ant1
^	2870.010M	65.4	+9.9	+0.9	-107.0		+0.0	-30.8	-40.0	+9.2	Ant1
11	454.890M Ave	38.2	+9.9	+0.4	-107.0		+0.0	-58.5	-40.0	-18.5	Ant1
^	454.890M	55.1	+9.9	+0.4	-107.0		+0.0	-41.6	-40.0	-1.6	Ant1
13	303.803M Ave	33.0	+9.9	+0.3	-107.0		+0.0	-63.8	-40.0	-23.8	Ant1
^	303.800M	59.7	+9.9	+0.3	-107.0		+0.0	-37.1	-40.0	+2.9	Ant1
15	598.049M Ave	32.2	+9.9	+0.4	-107.0		+0.0	-64.5	-40.0	-24.5	Ant1
^	598.050M	58.1	+9.9	+0.4	-107.0		+0.0	-38.6	-40.0	+1.4	Ant1
17	678.704M Ave	30.6	+9.9	+0.5	-107.0		+0.0	-66.0	-40.0	-26.0	Ant1
^	678.700M	55.0	+9.9	+0.5	-107.0		+0.0	-41.6	-40.0	-1.6	Ant1

Test Location:	CKC Laboratories Inc. • 5046 Sierra Pines Drive • Mariposa, CA 95338 • 209-966-5240		
Customer:	**Mercury Wireless**		
Specification:	**47 CFR §96.41e Spurious Emissions**		
Work Order #:	**103300**	Date:	3/10/2020
Test Type:	**Conducted Emissions**	Time:	14:37:56
Tested By:	Randy Clark	Sequence#:	54
Software:	EMITest 5.03.12		120V 60Hz

Equipment Tested:

Device	Manufacturer	Model #	S/N
Configuration 1			

Support Equipment:

Device	Manufacturer	Model #	S/N
Configuration 1			

Test Conditions / Notes:

Conducted Spurious Emissions 3.72 - 37 GHz

Temperature: 23°C
Humidity: 28%
Atmospheric Pressure: 102.5 kPa

Transmit Frequency Range: 3550 - 3700

RBW:
200Hz (9k - 150k),
9kHz (150k-30M),
1MHz (30MHz - 37GHz)

VBW: 3x RBW

Transmitter Settings:
Transmit Frequency: 3697.5 MHz
Modulation: QAM64
Channel Bandwidth: 5MHz
Output Power Software Setting: 32

The EUT is a CBSD and is located on a table, directly connected to a spectrum analyzer through 10dB of attenuation. The unit was programmed to output the transmitter settings specified above in a continuous transmit mode.

Antenna 1 through 6 are multiplexed from one radio. All 6 channels will have the same output simultaneously in normal operation. Preliminary investigatory measurements showed that all 6 ports were identical and therefore spurious emissions are only being performed on Antenna Port 1.

Test Equipment:

ID	Asset #	Description	Model	Calibration Date	Cal Due Date
	AN02668	Spectrum Analyzer	E4446A	12/17/2019	12/17/2020
T1	ANP06239	Attenuator	54A-10	12/18/2018	12/18/2020
T2	AN03356	Cable	32026-2-29094K-48TC	3/14/2019	3/14/2021
T3	ANdBuV	Unit Conversion		8/24/2018	8/24/2022

Measurement Data: Reading listed by margin. Test Lead: Ant1

#	Freq MHz	Rdng dBµV	T1 dB	T2 dB	T3 dB	dB	Dist Table	Corr dBm	Spec dBm	Margin dB	Polar Ant
1	3776.940M Ave	46.6	+9.9	+1.0	-107.0		+0.0	-49.5	-40.0	-9.5	Ant1
^	3776.940M	60.0	+9.9	+1.0	-107.0		+0.0	-36.1	-40.0	+3.9	Ant1
3	11095.000 M	44.9	+10.0	+1.9	-107.0		+0.0	-50.2	-40.0	-10.2	Ant1
4	14792.120 M	38.3	+10.0	+2.0	-107.0		+0.0	-56.7	-40.0	-16.7	Ant1
5	3985.200M Ave	36.8	+9.9	+1.1	-107.0		+0.0	-59.2	-40.0	-19.2	Ant1
^	3985.200M	70.3	+9.9	+1.1	-107.0		+0.0	-25.7	-40.0	+14.3	Ant1
7	4140.073M Ave	34.0	+9.9	+1.1	-107.0		+0.0	-62.0	-40.0	-22.0	Ant1
^	4140.030M	59.5	+9.9	+1.1	-107.0		+0.0	-36.5	-40.0	+3.5	Ant1
9	7397.457M Ave	32.3	+10.0	+1.5	-107.0		+0.0	-63.2	-40.0	-23.2	Ant1
^	7397.415M	53.9	+10.0	+1.5	-107.0		+0.0	-41.6	-40.0	-1.6	Ant1
11	4271.111M Ave	30.4	+9.9	+1.1	-107.0		+0.0	-65.6	-40.0	-25.6	Ant1
^	4271.070M	54.1	+9.9	+1.1	-107.0		+0.0	-41.9	-40.0	-1.9	Ant1

Channel Bandwidth 7MHz

Test Location:	CKC Laboratories Inc. • 5046 Sierra Pines Drive • Mariposa, CA 95338 • 209-966-5240		
Customer:	**Mercury Wireless**		
Specification:	**47 CFR §96.41e Spurious Emissions**		
Work Order #:	**103300**	Date:	3/6/2020
Test Type:	**Conducted Emissions**	Time:	11:45:46
Tested By:	Benny Lovan	Sequence#:	19
Software:	EMITest 5.03.12		120V 60Hz

Equipment Tested:

Device	Manufacturer	Model #	S/N
Configuration 1			

Support Equipment:

Device	Manufacturer	Model #	S/N
Configuration 1			

Test Conditions / Notes:

Conducted Spurious Emissions 9kHz - 3530 MHz

Temperature: 23°C
Humidity: 28%
Atmospheric Pressure: 102.5 kPa

Transmit Frequency Range: 3550 - 3700

RBW:
200Hz (9k - 150k),
9kHz (150k-30M),
1MHz (30MHz - 37GHz)

VBW: 3x RBW

Transmitter Settings:
Transmit Frequency: 3553.5 MHz
Modulation: QPSK
Channel Bandwidth: 7MHz
Output Power Software Setting: 32

The EUT is a CBSD and is located on a table, directly connected to a spectrum analyzer through 10dB of attenuation. The unit was programmed to output the transmitter settings specified above in a continuous transmit mode.

Antenna 1 through 6 are multiplexed from one radio. All 6 channels will have the same output simultaneously in normal operation. Preliminary investigatory measurements showed that all 6 ports were identical and therefore spurious emissions are only being performed on Antenna Port 1.

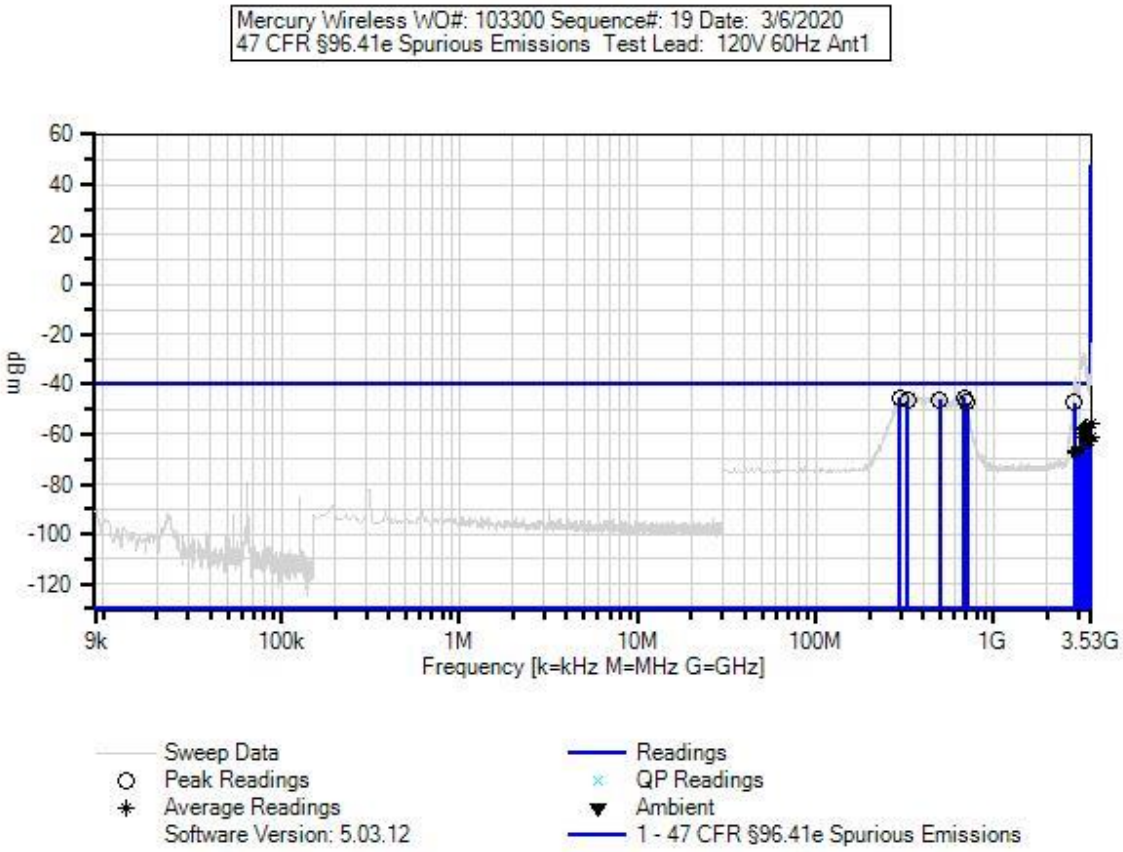

Test Equipment:

ID	Asset #	Description	Model	Calibration Date	Cal Due Date
	AN02668	Spectrum Analyzer	E4446A	12/17/2019	12/17/2020
T1	ANP06239	Attenuator	54A-10	12/18/2018	12/18/2020
T2	AN03356	Cable	32026-2-29094K-48TC	3/14/2019	3/14/2021
T3	ANdBuV	Unit Conversion		8/24/2018	8/24/2022

Measurement Data: Reading listed by margin. Test Lead: Ant1

#	Freq MHz	Rdng dBµV	T1 dB	T2 dB	T3 dB	dB	Dist Table	Corr dBm	Spec dBm	Margin dB	Polar Ant
1	677.500M	51.2	+9.9	+0.5	-107.0		+0.0	-45.4	-40.0	-5.4	Ant1
2	295.500M	51.3	+9.9	+0.3	-107.0		+0.0	-45.5	-40.0	-5.5	Ant1
3	499.500M	50.6	+9.9	+0.4	-107.0		+0.0	-46.1	-40.0	-6.1	Ant1
4	329.000M	50.3	+9.9	+0.3	-107.0		+0.0	-46.5	-40.0	-6.5	Ant1
5	2819.300M	49.0	+9.9	+0.9	-107.0		+0.0	-47.2	-40.0	-7.2	Ant1
6	704.500M	49.4	+9.9	+0.5	-107.0		+0.0	-47.2	-40.0	-7.2	Ant1
7	3528.509M Ave	40.5	+9.9	+1.0	-107.0		+0.0	-55.6	-40.0	-15.6	Ant1
^	3528.509M	71.2	+9.9	+1.0	-107.0		+0.0	-24.9	-40.0	+15.1	Ant1
9	3238.510M Ave	38.9	+9.9	+0.9	-107.0		+0.0	-57.3	-40.0	-17.3	Ant1
^	3238.510M	66.4	+9.9	+0.9	-107.0		+0.0	-29.8	-40.0	+10.2	Ant1
11	3175.680M Ave	38.2	+9.9	+0.9	-107.0		+0.0	-58.0	-40.0	-18.0	Ant1
^	3175.680M	65.0	+9.9	+0.9	-107.0		+0.0	-31.2	-40.0	+8.8	Ant1
13	3091.220M Ave	36.7	+9.9	+0.9	-107.0		+0.0	-59.5	-40.0	-19.5	Ant1
^	3091.220M	63.0	+9.9	+0.9	-107.0		+0.0	-33.2	-40.0	+6.8	Ant1
15	3508.370M Ave	34.6	+9.9	+1.0	-107.0		+0.0	-61.5	-40.0	-21.5	Ant1
^	3508.370M	59.9	+9.9	+1.0	-107.0		+0.0	-36.2	-40.0	+3.8	Ant1
17	3370.350M Ave	34.3	+9.9	+1.0	-107.0		+0.0	-61.8	-40.0	-21.8	Ant1
^	3370.350M	57.0	+9.9	+1.0	-107.0		+0.0	-39.1	-40.0	+0.9	Ant1

19	3444.510M Ave	33.6	+9.9	+1.0	-107.0	+0.0	-62.5	-40.0	-22.5	Ant1
^	3444.510M	55.1	+9.9	+1.0	-107.0	+0.0	-41.0	-40.0	-1.0	Ant1
21	3003.670M Ave	30.2	+9.9	+0.9	-107.0	+0.0	-66.0	-40.0	-26.0	Ant1
^	3003.670M	56.4	+9.9	+0.9	-107.0	+0.0	-39.8	-40.0	+0.2	Ant1
23	2869.770M Ave	29.9	+9.9	+0.9	-107.0	+0.0	-66.3	-40.0	-26.3	Ant1
^	2869.770M	59.1	+9.9	+0.9	-107.0	+0.0	-37.1	-40.0	+2.9	Ant1
25	2904.790M Ave	28.4	+9.9	+0.9	-107.0	+0.0	-67.8	-40.0	-27.8	Ant1
^	2904.790M	53.0	+9.9	+0.9	-107.0	+0.0	-43.2	-40.0	-3.2	Ant1

Test Location:	CKC Laboratories Inc. • 5046 Sierra Pines Drive • Mariposa, CA 95338 • 209-966-5240		
Customer:	**Mercury Wireless**		
Specification:	**47 CFR §96.41e Spurious Emissions**		
Work Order #:	**103300**	Date:	3/6/2020
Test Type:	**Conducted Emissions**	Time:	11:56:36
Tested By:	Benny Lovan	Sequence#:	20
Software:	EMITest 5.03.12		120V 60Hz

Equipment Tested:

Device	Manufacturer	Model #	S/N
Configuration 1			

Support Equipment:

Device	Manufacturer	Model #	S/N
Configuration 1			

Test Conditions / Notes:

Conducted Spurious Emissions 3.72 - 37 GHz

Temperature: 23°C
Humidity: 28%
Atmospheric Pressure: 102.5 kPa

Transmit Frequency Range: 3550 - 3700

RBW:
200Hz (9k - 150k),
9kHz (150k-30M),
1MHz (30MHz - 37GHz)

VBW: 3x RBW

Transmitter Settings:
Transmit Frequency: 3553.5 MHz
Modulation: QPSK
Channel Bandwidth: 7MHz
Output Power Software Setting: 32

The EUT is a CBSD and is located on a table, directly connected to a spectrum analyzer through 10dB of attenuation. The unit was programmed to output the transmitter settings specified above in a continuous transmit mode.

Antenna 1 through 6 are multiplexed from one radio. All 6 channels will have the same output simultaneously in normal operation. Preliminary investigatory measurements showed that all 6 ports were identical and therefore spurious emissions are only being performed on Antenna Port 1.

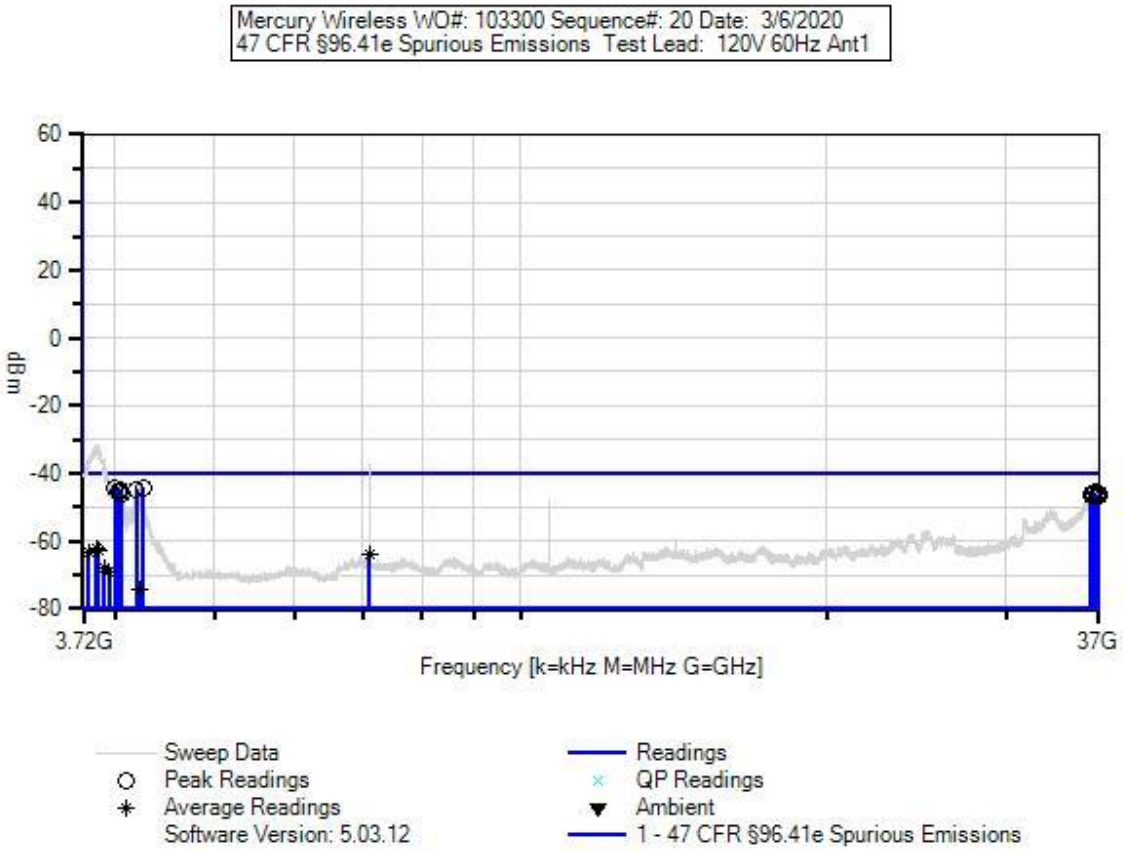

Test Equipment:

ID	Asset #	Description	Model	Calibration Date	Cal Due Date
	AN02668	Spectrum Analyzer	E4446A	12/17/2019	12/17/2020
T1	ANP06239	Attenuator	54A-10	12/18/2018	12/18/2020
T2	AN03356	Cable	32026-2-29094K-48TC	3/14/2019	3/14/2021
T3	ANdBuV	Unit Conversion		8/24/2018	8/24/2022

Measurement Data: Reading listed by margin. Test Lead: Ant1

#	Freq MHz	Rdng dBµV	T1 dB	T2 dB	T3 dB	dB	Dist Table	Corr dBm	Spec dBm	Margin dB	Polar Ant
1	3992.272M	51.8	+9.9	+1.1	-107.0		+0.0	-44.2	-40.0	-4.2	Ant1
2	4264.544M	51.8	+9.9	+1.1	-107.0		+0.0	-44.2	-40.0	-4.2	Ant1
3	4195.475M	51.3	+9.9	+1.1	-107.0		+0.0	-44.7	-40.0	-4.7	Ant1
4	4036.316M	51.2	+9.9	+1.1	-107.0		+0.0	-44.8	-40.0	-4.8	Ant1
5	4053.333M	50.7	+9.9	+1.1	-107.0		+0.0	-45.3	-40.0	-5.3	Ant1
6	4027.307M	50.5	+9.9	+1.1	-107.0		+0.0	-45.5	-40.0	-5.5	Ant1
7	36643.891 M	47.6	+10.4	+3.3	-107.0		+0.0	-45.7	-40.0	-5.7	Ant1
8	4055.335M	50.0	+9.9	+1.1	-107.0		+0.0	-46.0	-40.0	-6.0	Ant1
9	36835.251 M	47.1	+10.4	+3.4	-107.0		+0.0	-46.1	-40.0	-6.1	Ant1
10	36841.920 M	47.1	+10.4	+3.4	-107.0		+0.0	-46.1	-40.0	-6.1	Ant1
11	36979.499 M	47.1	+10.4	+3.4	-107.0		+0.0	-46.1	-40.0	-6.1	Ant1
12	36429.677 M	47.1	+10.5	+3.3	-107.0		+0.0	-46.1	-40.0	-6.1	Ant1
13	36503.751 M	47.1	+10.5	+3.3	-107.0		+0.0	-46.1	-40.0	-6.1	Ant1
14	36493.741 M	47.0	+10.5	+3.3	-107.0		+0.0	-46.2	-40.0	-6.2	Ant1
15	36953.070 M	47.0	+10.4	+3.4	-107.0		+0.0	-46.2	-40.0	-6.2	Ant1
16	36810.304 M	46.9	+10.4	+3.4	-107.0		+0.0	-46.3	-40.0	-6.3	Ant1
17	36783.134 M	46.9	+10.4	+3.4	-107.0		+0.0	-46.3	-40.0	-6.3	Ant1
18	36352.600 M	46.9	+10.5	+3.3	-107.0		+0.0	-46.3	-40.0	-6.3	Ant1

19	36988.144 M	46.9	+10.4	+3.4	-107.0	+0.0	-46.3	-40.0	-6.3	Ant1
20	36871.560 M	46.9	+10.4	+3.4	-107.0	+0.0	-46.3	-40.0	-6.3	Ant1
21	36834.510 M	46.9	+10.4	+3.4	-107.0	+0.0	-46.3	-40.0	-6.3	Ant1
22	36861.186 M	46.8	+10.4	+3.4	-107.0	+0.0	-46.4	-40.0	-6.4	Ant1
23	3830.110M Ave	33.8	+9.9	+1.0	-107.0	+0.0	-62.3	-40.0	-22.3	Ant1
^	3830.110M	65.0	+9.9	+1.0	-107.0	+0.0	-31.1	-40.0	+8.9	Ant1
25	3846.126M Ave	33.3	+9.9	+1.0	-107.0	+0.0	-62.8	-40.0	-22.8	Ant1
^	3846.126M	64.9	+9.9	+1.0	-107.0	+0.0	-31.2	-40.0	+8.8	Ant1
27	3765.045M Ave	32.6	+9.9	+1.0	-107.0	+0.0	-63.5	-40.0	-23.5	Ant1
^	3765.045M	61.4	+9.9	+1.0	-107.0	+0.0	-34.7	-40.0	+5.3	Ant1
29	7112.389M Ave	31.8	+10.0	+1.5	-107.0	+0.0	-63.7	-40.0	-23.7	Ant1
^	7112.389M	57.8	+10.0	+1.5	-107.0	+0.0	-37.7	-40.0	+2.3	Ant1
31	7107.384M Ave	31.5	+10.0	+1.5	-107.0	+0.0	-64.0	-40.0	-24.0	Ant1
^	7107.384M	58.1	+10.0	+1.5	-107.0	+0.0	-37.4	-40.0	+2.6	Ant1
33	3901.181M Ave	28.3	+9.9	+1.0	-107.0	+0.0	-67.8	-40.0	-27.8	Ant1
^	3901.181M	60.8	+9.9	+1.0	-107.0	+0.0	-35.3	-40.0	+4.7	Ant1
35	3943.223M Ave	27.1	+9.9	+1.1	-107.0	+0.0	-68.9	-40.0	-28.9	Ant1
^	3943.223M	54.9	+9.9	+1.1	-107.0	+0.0	-41.1	-40.0	-1.1	Ant1
37	4229.509M Ave	21.9	+9.9	+1.1	-107.0	+0.0	-74.1	-40.0	-34.1	Ant1
^	4229.509M	52.4	+9.9	+1.1	-107.0	+0.0	-43.6	-40.0	-3.6	Ant1

Test Location:	CKC Laboratories Inc. • 5046 Sierra Pines Drive • Mariposa, CA 95338 • 209-966-5240		
Customer:	**Mercury Wireless**		
Specification:	**47 CFR §96.41e Spurious Emissions**		
Work Order #:	**103300**	Date:	3/6/2020
Test Type:	**Conducted Emissions**	Time:	12:08:59
Tested By:	Benny Lovan	Sequence#:	21
Software:	EMITest 5.03.12		120V 60Hz

Equipment Tested:

Device	Manufacturer	Model #	S/N
Configuration 1			

Support Equipment:

Device	Manufacturer	Model #	S/N
Configuration 1			

Test Conditions / Notes:

Conducted Spurious Emissions 9kHz - 3530 MHz

Temperature: 23°C
Humidity: 28%
Atmospheric Pressure: 102.5 kPa

Transmit Frequency Range: 3550 - 3700

RBW:
200Hz (9k - 150k),
9kHz (150k-30M),
1MHz (30MHz - 37GHz)

VBW: 3x RBW

Transmitter Settings:
Transmit Frequency: 3553.5 MHz
Modulation: QAM16
Channel Bandwidth: 7MHz
Output Power Software Setting: 32

The EUT is a CBSD and is located on a table, directly connected to a spectrum analyzer through 10dB of attenuation. The unit was programmed to output the transmitter settings specified above in a continuous transmit mode.

Antenna 1 through 6 are multiplexed from one radio. All 6 channels will have the same output simultaneously in normal operation. Preliminary investigatory measurements showed that all 6 ports were identical and therefore spurious emissions are only being performed on Antenna Port 1.

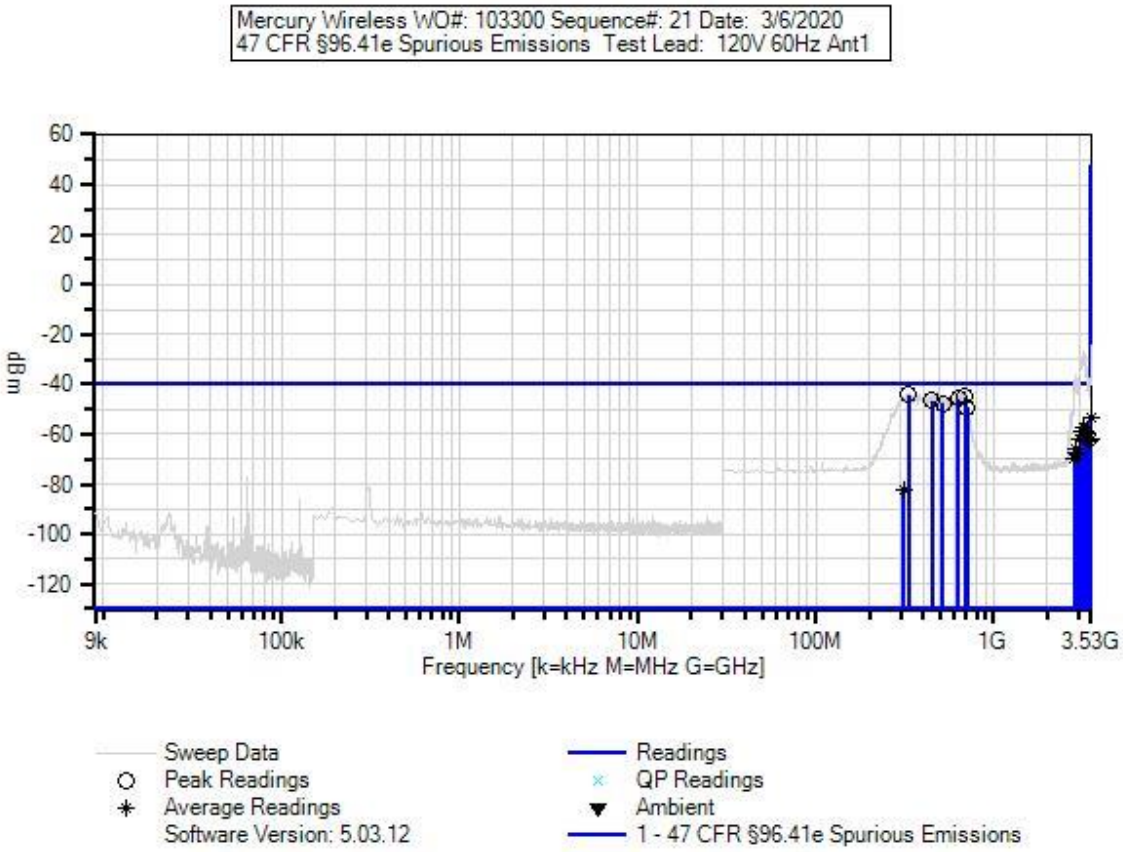

Test Equipment:

ID	Asset #	Description	Model	Calibration Date	Cal Due Date
	AN02668	Spectrum Analyzer	E4446A	12/17/2019	12/17/2020
T1	ANP06239	Attenuator	54A-10	12/18/2018	12/18/2020
T2	AN03356	Cable	32026-2-29094K-48TC	3/14/2019	3/14/2021
T3	ANdBuV	Unit Conversion		8/24/2018	8/24/2022