17	36971.101 M	46.8	+10.4	+3.4	-107.0	+0.0	-46.4	-40.0	-6.4	Ant1
18	3807.087M Ave	35.1	+9.9	+1.0	-107.0	+0.0	-61.0	-40.0	-21.0	Ant1
^	3807.087M	64.4	+9.9	+1.0	-107.0	+0.0	-31.7	-40.0	+8.3	Ant1
20	3803.083M Ave	35.1	+9.9	+1.0	-107.0	+0.0	-61.0	-40.0	-21.0	Ant1
^	3803.083M	65.4	+9.9	+1.0	-107.0	+0.0	-30.7	-40.0	+9.3	Ant1
22	3836.116M Ave	34.7	+9.9	+1.0	-107.0	+0.0	-61.4	-40.0	-21.4	Ant1
^	3836.116M	65.4	+9.9	+1.0	-107.0	+0.0	-30.7	-40.0	+9.3	Ant1
24	3767.047M Ave	34.2	+9.9	+1.0	-107.0	+0.0	-61.9	-40.0	-21.9	Ant1
^	3767.047M	62.8	+9.9	+1.0	-107.0	+0.0	-33.3	-40.0	+6.7	Ant1
26	3725.005M Ave	33.0	+9.9	+1.0	-107.0	+0.0	-63.1	-40.0	-23.1	Ant1
^	3725.005M	58.3	+9.9	+1.0	-107.0	+0.0	-37.8	-40.0	+2.2	Ant1
28	3720.000M Ave	32.9	+9.9	+1.0	-107.0	+0.0	-63.2	-40.0	-23.2	Ant1
^	3720.000M	57.5	+9.9	+1.0	-107.0	+0.0	-38.6	-40.0	+1.4	Ant1
30	3882.162M Ave	31.0	+9.9	+1.0	-107.0	+0.0	-65.1	-40.0	-25.1	Ant1
^	3882.162M	61.6	+9.9	+1.0	-107.0	+0.0	-34.5	-40.0	+5.5	Ant1
32	3900.180M Ave	29.6	+9.9	+1.0	-107.0	+0.0	-66.5	-40.0	-26.5	Ant1
^	3900.180M	61.7	+9.9	+1.0	-107.0	+0.0	-34.4	-40.0	+5.6	Ant1
34	7106.383M Ave	28.7	+10.0	+1.5	-107.0	+0.0	-66.8	-40.0	-26.8	Ant1
^	7106.383M	54.1	+10.0	+1.5	-107.0	+0.0	-41.4	-40.0	-1.4	Ant1

36	7113.390M Ave	28.6	+10.0	+1.5	-107.0	+0.0	-66.9	-40.0	-26.9	Ant1
^	7113.390M	54.6	+10.0	+1.5	-107.0	+0.0	-40.9	-40.0	-0.9	Ant1
38	3923.203M Ave	28.8	+9.9	+1.0	-107.0	+0.0	-67.3	-40.0	-27.3	Ant1
^	3923.203M	56.4	+9.9	+1.0	-107.0	+0.0	-39.7	-40.0	+0.3	Ant1
40	3978.258M Ave	27.5	+9.9	+1.1	-107.0	+0.0	-68.5	-40.0	-28.5	Ant1
^	3978.258M	53.0	+9.9	+1.1	-107.0	+0.0	-43.0	-40.0	-3.0	Ant1
42	4219.499M Ave	22.8	+9.9	+1.1	-107.0	+0.0	-73.2	-40.0	-33.2	Ant1
^	4219.499M	52.4	+9.9	+1.1	-107.0	+0.0	-43.6	-40.0	-3.6	Ant1

Test Location:	CKC Laboratories Inc. • 5046 Sierra Pines Drive • Mariposa, CA 95338 • 209-966-5240		
Customer:	**Mercury Wireless**		
Specification:	**47 CFR §96.41e Spurious Emissions**		
Work Order #:	**103300**	Date:	3/6/2020
Test Type:	**Conducted Emissions**	Time:	07:38:34
Tested By:	Benny Lovan	Sequence#:	7
Software:	EMITest 5.03.12		120V 60Hz

Equipment Tested:

Device	Manufacturer	Model #	S/N
Configuration 1			

Support Equipment:

Device	Manufacturer	Model #	S/N
Configuration 1			

Test Conditions / Notes:

Conducted Spurious Emissions 9kHz - 3530 MHz

Temperature: 23°C
Humidity: 28%
Atmospheric Pressure: 102.5 kPa

Transmit Frequency Range: 3550 - 3700

RBW:
200Hz (9k - 150k),
9kHz (150k-30M),
1MHz (30MHz - 37GHz)

VBW: 3x RBW

Transmitter Settings:
Transmit Frequency: 3625 MHz
Modulation: QPSK
Channel Bandwidth: 10MHz
Output Power Software Setting: 33

The EUT is a CBSD and is located on a table, directly connected to a spectrum analyzer through 10dB of attenuation. The unit was programmed to output the transmitter settings specified above in a continuous transmit mode.

Antenna 1 through 6 are multiplexed from one radio. All 6 channels will have the same output simultaneously in normal operation. Preliminary investigatory measurements showed that all 6 ports were identical and therefore spurious emissions are only being performed on Antenna Port 1.

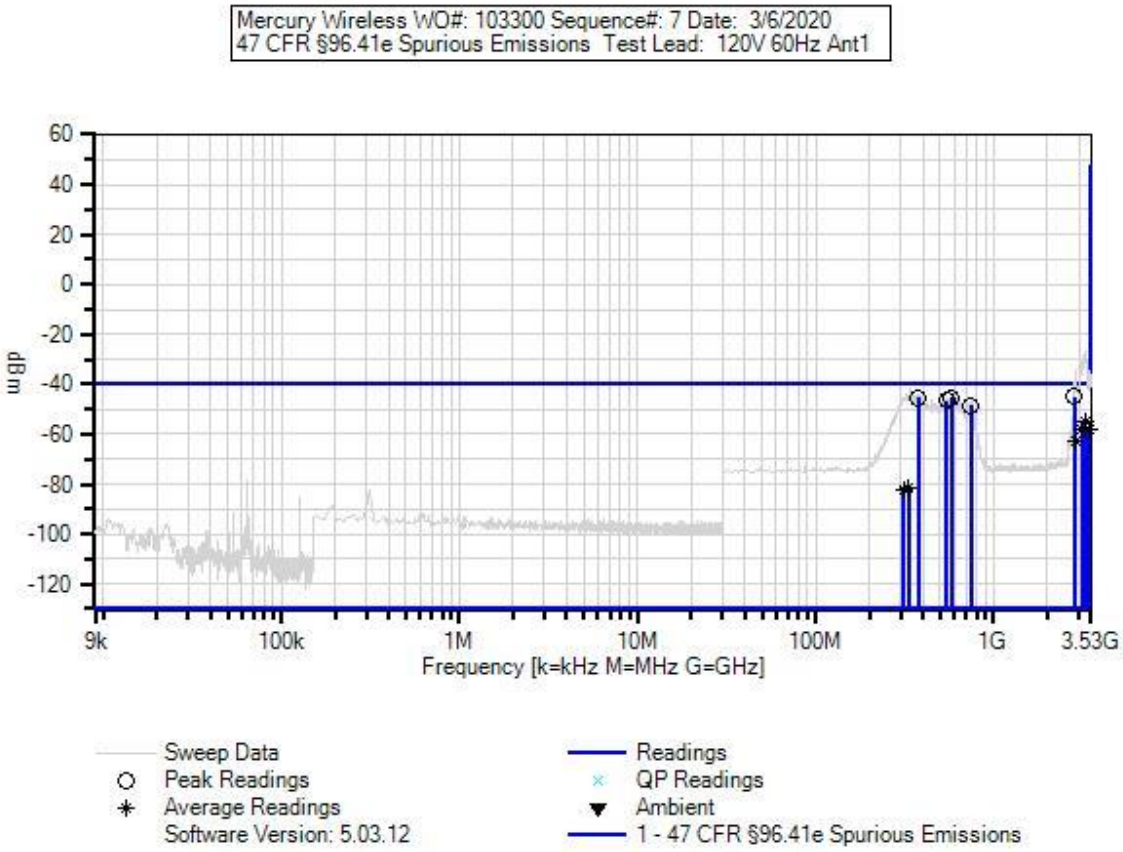

Test Equipment:

ID	Asset #	Description	Model	Calibration Date	Cal Due Date
	AN02668	Spectrum Analyzer	E4446A	12/17/2019	12/17/2020
T1	ANP06239	Attenuator	54A-10	12/18/2018	12/18/2020
T2	AN03356	Cable	32026-2-29094K-48TC	3/14/2019	3/14/2021
T3	ANdBuV	Unit Conversion		8/24/2018	8/24/2022

Measurement Data: Reading listed by margin. Test Lead: Ant1

#	Freq MHz	Rdng dBµV	T1 dB	T2 dB	T3 dB	dB	Dist Table	Corr dBm	Spec dBm	Margin dB	Polar Ant
1	2826.500M	51.1	+9.9	+0.9	-107.0		+0.0	-45.1	-40.0	-5.1	Ant1
2	580.000M	51.5	+9.9	+0.4	-107.0		+0.0	-45.2	-40.0	-5.2	Ant1
3	377.000M	51.3	+9.9	+0.3	-107.0		+0.0	-45.5	-40.0	-5.5	Ant1
4	544.500M	50.0	+9.9	+0.4	-107.0		+0.0	-46.7	-40.0	-6.7	Ant1
5	746.500M	48.0	+9.9	+0.5	-107.0		+0.0	-48.6	-40.0	-8.6	Ant1
6	3260.626M Ave	41.1	+9.9	+1.0	-107.0		+0.0	-55.0	-40.0	-15.0	Ant1
^	3260.626M	69.3	+9.9	+1.0	-107.0		+0.0	-26.8	-40.0	+13.2	Ant1
8	3129.500M Ave	38.4	+9.9	+0.9	-107.0		+0.0	-57.8	-40.0	-17.8	Ant1
^	3129.500M	65.1	+9.9	+0.9	-107.0		+0.0	-31.1	-40.0	+8.9	Ant1
10	3423.300M Ave	38.1	+9.9	+1.0	-107.0		+0.0	-58.0	-40.0	-18.0	Ant1
^	3423.300M	62.6	+9.9	+1.0	-107.0		+0.0	-33.5	-40.0	+6.5	Ant1
12	2872.600M Ave	33.5	+9.9	+0.9	-107.0		+0.0	-62.7	-40.0	-22.7	Ant1
^	2872.600M	58.4	+9.9	+0.9	-107.0		+0.0	-37.8	-40.0	+2.2	Ant1
14	334.000M Ave	14.9	+9.9	+0.3	-107.0		+0.0	-81.9	-40.0	-41.9	Ant1
^	334.000M	54.5	+9.9	+0.3	-107.0		+0.0	-42.3	-40.0	-2.3	Ant1
16	313.000M Ave	14.5	+9.9	+0.3	-107.0		+0.0	-82.3	-40.0	-42.3	Ant1
^	313.000M	51.9	+9.9	+0.3	-107.0		+0.0	-44.9	-40.0	-4.9	Ant1

Test Location:	CKC Laboratories Inc. • 5046 Sierra Pines Drive • Mariposa, CA 95338 • 209-966-5240		
Customer:	**Mercury Wireless**		
Specification:	**47 CFR §96.41e Spurious Emissions**		
Work Order #:	**103300**	Date:	3/6/2020
Test Type:	**Conducted Emissions**	Time:	07:49:03
Tested By:	Benny Lovan	Sequence#:	8
Software:	EMITest 5.03.12		120V 60Hz

Equipment Tested:

Device	Manufacturer	Model #	S/N
Configuration 1			

Support Equipment:

Device	Manufacturer	Model #	S/N
Configuration 1			

Test Conditions / Notes:

Conducted Spurious Emissions 3.72 - 37 GHz

Temperature: 23°C
Humidity: 28%
Atmospheric Pressure: 102.5 kPa

Transmit Frequency Range: 3550 - 3700

RBW:
200Hz (9k - 150k),
9kHz (150k-30M),
1MHz (30MHz - 37GHz)

VBW: 3x RBW

Transmitter Settings:
Transmit Frequency: 3625 MHz
Modulation: QPSK
Channel Bandwidth: 10MHz
Output Power Software Setting: 33

The EUT is a CBSD and is located on a table, directly connected to a spectrum analyzer through 10dB of attenuation. The unit was programmed to output the transmitter settings specified above in a continuous transmit mode.

Antenna 1 through 6 are multiplexed from one radio. All 6 channels will have the same output simultaneously in normal operation. Preliminary investigatory measurements showed that all 6 ports were identical and therefore spurious emissions are only being performed on Antenna Port 1.

Test Equipment:

ID	Asset #	Description	Model	Calibration Date	Cal Due Date
	AN02668	Spectrum Analyzer	E4446A	12/17/2019	12/17/2020
T1	ANP06239	Attenuator	54A-10	12/18/2018	12/18/2020
T2	AN03356	Cable	32026-2-29094K-48TC	3/14/2019	3/14/2021
T3	ANdBuV	Unit Conversion		8/24/2018	8/24/2022

Measurement Data: Reading listed by margin. Test Lead: Ant1

#	Freq MHz	Rdng dBµV	T1 dB	T2 dB	T3 dB	dB	Dist Table	Corr dBm	Spec dBm	Margin dB	Polar Ant
1	36787.827 M	47.9	+10.4	+3.4	-107.0		+0.0	-45.3	-40.0	-5.3	Ant1
2	36795.978 M	47.6	+10.4	+3.4	-107.0		+0.0	-45.6	-40.0	-5.6	Ant1
3	36789.062 M	47.5	+10.4	+3.4	-107.0		+0.0	-45.7	-40.0	-5.7	Ant1
4	36513.761 M	47.4	+10.5	+3.3	-107.0		+0.0	-45.8	-40.0	-5.8	Ant1
5	36656.904 M	47.3	+10.4	+3.4	-107.0		+0.0	-45.9	-40.0	-5.9	Ant1
6	36747.995 M	47.2	+10.4	+3.4	-107.0		+0.0	-46.0	-40.0	-6.0	Ant1
7	36890.579 M	47.1	+10.4	+3.4	-107.0		+0.0	-46.1	-40.0	-6.1	Ant1
8	36696.944 M	47.0	+10.4	+3.4	-107.0		+0.0	-46.2	-40.0	-6.2	Ant1
9	36998.518 M	46.8	+10.4	+3.4	-107.0		+0.0	-46.4	-40.0	-6.4	Ant1
10	36955.787 M	46.7	+10.4	+3.4	-107.0		+0.0	-46.5	-40.0	-6.5	Ant1
11	36981.475 M	46.7	+10.4	+3.4	-107.0		+0.0	-46.5	-40.0	-6.5	Ant1
12	36887.121 M	46.7	+10.4	+3.4	-107.0		+0.0	-46.5	-40.0	-6.5	Ant1
13	4178.458M	49.4	+9.9	+1.1	-107.0		+0.0	-46.6	-40.0	-6.6	Ant1
14	36701.949 M	46.5	+10.4	+3.4	-107.0		+0.0	-46.7	-40.0	-6.7	Ant1
15	36990.614 M	46.5	+10.4	+3.4	-107.0		+0.0	-46.7	-40.0	-6.7	Ant1
16	36979.252 M	46.4	+10.4	+3.4	-107.0		+0.0	-46.8	-40.0	-6.8	Ant1

17	36228.476 M	46.4	+10.5	+3.2	-107.0	+0.0	-46.9	-40.0	-6.9	Ant1
18	36925.406 M	46.3	+10.4	+3.4	-107.0	+0.0	-46.9	-40.0	-6.9	Ant1
19	36922.195 M	46.2	+10.4	+3.4	-107.0	+0.0	-47.0	-40.0	-7.0	Ant1
20	36165.413 M	45.9	+10.5	+3.2	-107.0	+0.0	-47.4	-40.0	-7.4	Ant1
21	4076.356M	48.5	+9.9	+1.1	-107.0	+0.0	-47.5	-40.0	-7.5	Ant1
22	36214.462 M	45.7	+10.5	+3.2	-107.0	+0.0	-47.6	-40.0	-7.6	Ant1
23	36921.207 M Ave	33.7	+10.4	+3.4	-107.0	+0.0	-59.5	-40.0	-19.5	Ant1
^	36921.207 M	48.3	+10.4	+3.4	-107.0	+0.0	-44.9	-40.0	-4.9	Ant1
25	3756.036M Ave	33.9	+9.9	+1.0	-107.0	+0.0	-62.2	-40.0	-22.2	Ant1
^	3756.036M	56.3	+9.9	+1.0	-107.0	+0.0	-39.8	-40.0	+0.2	Ant1
27	3891.171M Ave	30.6	+9.9	+1.0	-107.0	+0.0	-65.5	-40.0	-25.5	Ant1
^	3891.171M	60.3	+9.9	+1.0	-107.0	+0.0	-35.8	-40.0	+4.2	Ant1
29	3919.199M Ave	30.5	+9.9	+1.0	-107.0	+0.0	-65.6	-40.0	-25.6	Ant1
^	3919.199M	61.1	+9.9	+1.0	-107.0	+0.0	-35.0	-40.0	+5.0	Ant1
31	7246.523M Ave	28.5	+10.0	+1.5	-107.0	+0.0	-67.0	-40.0	-27.0	Ant1
^	7246.523M	54.8	+10.0	+1.5	-107.0	+0.0	-40.7	-40.0	-0.7	Ant1
33	7253.530M Ave	28.2	+10.0	+1.5	-107.0	+0.0	-67.3	-40.0	-27.3	Ant1
^	7253.530M	55.1	+10.0	+1.5	-107.0	+0.0	-40.4	-40.0	-0.4	Ant1
35	3954.234M Ave	28.6	+9.9	+1.1	-107.0	+0.0	-67.4	-40.0	-27.4	Ant1
^	3954.234M	60.0	+9.9	+1.1	-107.0	+0.0	-36.0	-40.0	+4.0	Ant1
37	3989.269M Ave	26.0	+9.9	+1.1	-107.0	+0.0	-70.0	-40.0	-30.0	Ant1
^	3989.269M	53.8	+9.9	+1.1	-107.0	+0.0	-42.2	-40.0	-2.2	Ant1

Test Location:	CKC Laboratories Inc. • 5046 Sierra Pines Drive • Mariposa, CA 95338 • 209-966-5240		
Customer:	**Mercury Wireless**		
Specification:	**47 CFR §96.41e Spurious Emissions**		
Work Order #:	**103300**	Date:	3/6/2020
Test Type:	**Conducted Emissions**	Time:	07:59:42
Tested By:	Benny Lovan	Sequence#:	9
Software:	EMITest 5.03.12		120V 60Hz

Equipment Tested:

Device	Manufacturer	Model #	S/N
Configuration 1			

Support Equipment:

Device	Manufacturer	Model #	S/N
Configuration 1			

Test Conditions / Notes:

Conducted Spurious Emissions 9kHz - 3530 MHz

Temperature: 23°C
Humidity: 28%
Atmospheric Pressure: 102.5 kPa

Transmit Frequency Range: 3550 - 3700

RBW:
200Hz (9k - 150k),
9kHz (150k-30M),
1MHz (30MHz - 37GHz)

VBW: 3x RBW

Transmitter Settings:
Transmit Frequency: 3625 MHz
Modulation: QAM16
Channel Bandwidth: 10MHz
Output Power Software Setting: 33

The EUT is a CBSD and is located on a table, directly connected to a spectrum analyzer through 10dB of attenuation. The unit was programmed to output the transmitter settings specified above in a continuous transmit mode.

Antenna 1 through 6 are multiplexed from one radio. All 6 channels will have the same output simultaneously in normal operation. Preliminary investigatory measurements showed that all 6 ports were identical and therefore spurious emissions are only being performed on Antenna Port 1.

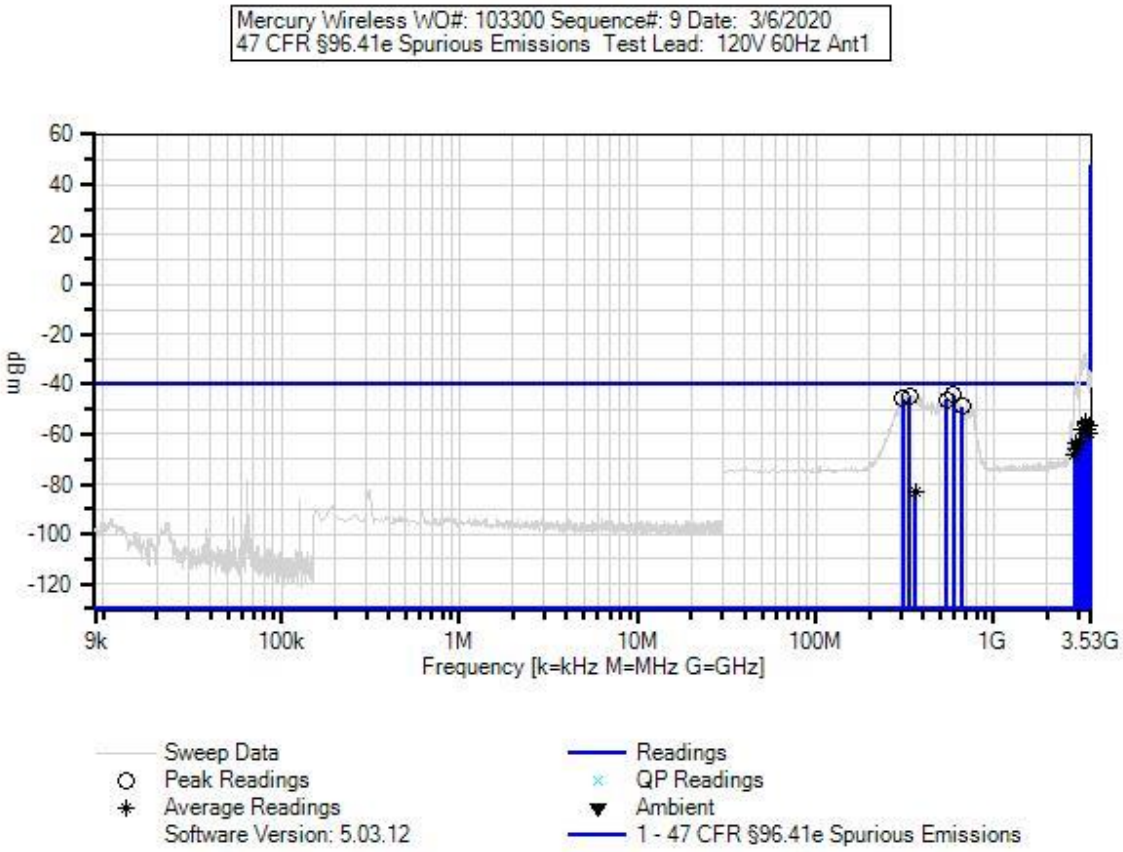

Test Equipment:

ID	Asset #	Description	Model	Calibration Date	Cal Due Date
	AN02668	Spectrum Analyzer	E4446A	12/17/2019	12/17/2020
T1	ANP06239	Attenuator	54A-10	12/18/2018	12/18/2020
T2	AN03356	Cable	32026-2-29094K-48TC	3/14/2019	3/14/2021
T3	ANdBuV	Unit Conversion		8/24/2018	8/24/2022

Measurement Data: Reading listed by margin. Test Lead: Ant1

#	Freq MHz	Rdng dBµV	T1 dB	T2 dB	T3 dB	dB	Dist Table	Corr dBm	Spec dBm	Margin dB	Polar Ant
1	592.500M	52.6	+9.9	+0.4	-107.0		+0.0	-44.1	-40.0	-4.1	Ant1
2	334.500M	51.9	+9.9	+0.3	-107.0		+0.0	-44.9	-40.0	-4.9	Ant1
3	309.000M	51.1	+9.9	+0.3	-107.0		+0.0	-45.7	-40.0	-5.7	Ant1
4	543.500M	50.4	+9.9	+0.4	-107.0		+0.0	-46.3	-40.0	-6.3	Ant1
5	662.000M	47.9	+9.9	+0.5	-107.0		+0.0	-48.7	-40.0	-8.7	Ant1
6	3278.680M Ave	40.9	+9.9	+1.0	-107.0		+0.0	-55.2	-40.0	-15.2	Ant1
^	3278.680M	67.4	+9.9	+1.0	-107.0		+0.0	-28.7	-40.0	+11.3	Ant1
8	3250.686M Ave	40.6	+9.9	+1.0	-107.0		+0.0	-55.5	-40.0	-15.5	Ant1
^	3250.686M	68.8	+9.9	+1.0	-107.0		+0.0	-27.3	-40.0	+12.7	Ant1
10	3401.250M Ave	39.3	+9.9	+1.0	-107.0		+0.0	-56.8	-40.0	-16.8	Ant1
^	3401.250M	59.3	+9.9	+1.0	-107.0		+0.0	-36.8	-40.0	+3.2	Ant1
12	3328.120M Ave	38.4	+9.9	+1.0	-107.0		+0.0	-57.7	-40.0	-17.7	Ant1
^	3328.120M	61.7	+9.9	+1.0	-107.0		+0.0	-34.4	-40.0	+5.6	Ant1
14	3136.540M Ave	38.1	+9.9	+0.9	-107.0		+0.0	-58.1	-40.0	-18.1	Ant1
^	3136.540M	63.8	+9.9	+0.9	-107.0		+0.0	-32.4	-40.0	+7.6	Ant1
16	3453.780M Ave	36.6	+9.9	+1.0	-107.0		+0.0	-59.5	-40.0	-19.5	Ant1
^	3453.780M	57.1	+9.9	+1.0	-107.0		+0.0	-39.0	-40.0	+1.0	Ant1
18	3023.240M Ave	33.1	+9.9	+0.9	-107.0		+0.0	-63.1	-40.0	-23.1	Ant1
^	3023.240M	57.4	+9.9	+0.9	-107.0		+0.0	-38.8	-40.0	+1.2	Ant1
20	2863.590M Ave	32.6	+9.9	+0.9	-107.0		+0.0	-63.6	-40.0	-23.6	Ant1
^	2863.590M	58.5	+9.9	+0.9	-107.0		+0.0	-37.7	-40.0	+2.3	Ant1

22	2895.520M Ave	30.5	+9.9	+0.9	-107.0	+0.0	-65.7	-40.0	-25.7	Ant1
^	2895.520M	56.4	+9.9	+0.9	-107.0	+0.0	-39.8	-40.0	+0.2	Ant1
24	2835.780M Ave	28.1	+9.9	+0.9	-107.0	+0.0	-68.1	-40.0	-28.1	Ant1
^	2835.780M	52.9	+9.9	+0.9	-107.0	+0.0	-43.3	-40.0	-3.3	Ant1
26	363.000M Ave	13.8	+9.9	+0.3	-107.0	+0.0	-83.0	-40.0	-43.0	Ant1
^	363.000M	53.1	+9.9	+0.3	-107.0	+0.0	-43.7	-40.0	-3.7	Ant1

Test Location:	CKC Laboratories Inc. • 5046 Sierra Pines Drive • Mariposa, CA 95338 • 209-966-5240		
Customer:	**Mercury Wireless**		
Specification:	**47 CFR §96.41e Spurious Emissions**		
Work Order #:	**103300**	Date:	3/6/2020
Test Type:	**Conducted Emissions**	Time:	08:49:09
Tested By:	Benny Lovan	Sequence#:	10
Software:	EMITest 5.03.12		120V 60Hz

Equipment Tested:

Device	Manufacturer	Model #	S/N
Configuration 1			

Support Equipment:

Device	Manufacturer	Model #	S/N
Configuration 1			

Test Conditions / Notes:

Conducted Spurious Emissions 3.72 - 37 GHz

Temperature: 23°C
Humidity: 28%
Atmospheric Pressure: 102.5 kPa

Transmit Frequency Range: 3550 - 3700

RBW:
200Hz (9k - 150k),
9kHz (150k-30M),
1MHz (30MHz - 37GHz)

VBW: 3x RBW

Transmitter Settings:
Transmit Frequency: 3625 MHz
Modulation: QAM16
Channel Bandwidth: 10MHz
Output Power Software Setting: 33

The EUT is a CBSD and is located on a table, directly connected to a spectrum analyzer through 10dB of attenuation. The unit was programmed to output the transmitter settings specified above in a continuous transmit mode.

Antenna 1 through 6 are multiplexed from one radio. All 6 channels will have the same output simultaneously in normal operation. Preliminary investigatory measurements showed that all 6 ports were identical and therefore spurious emissions are only being performed on Antenna Port 1.

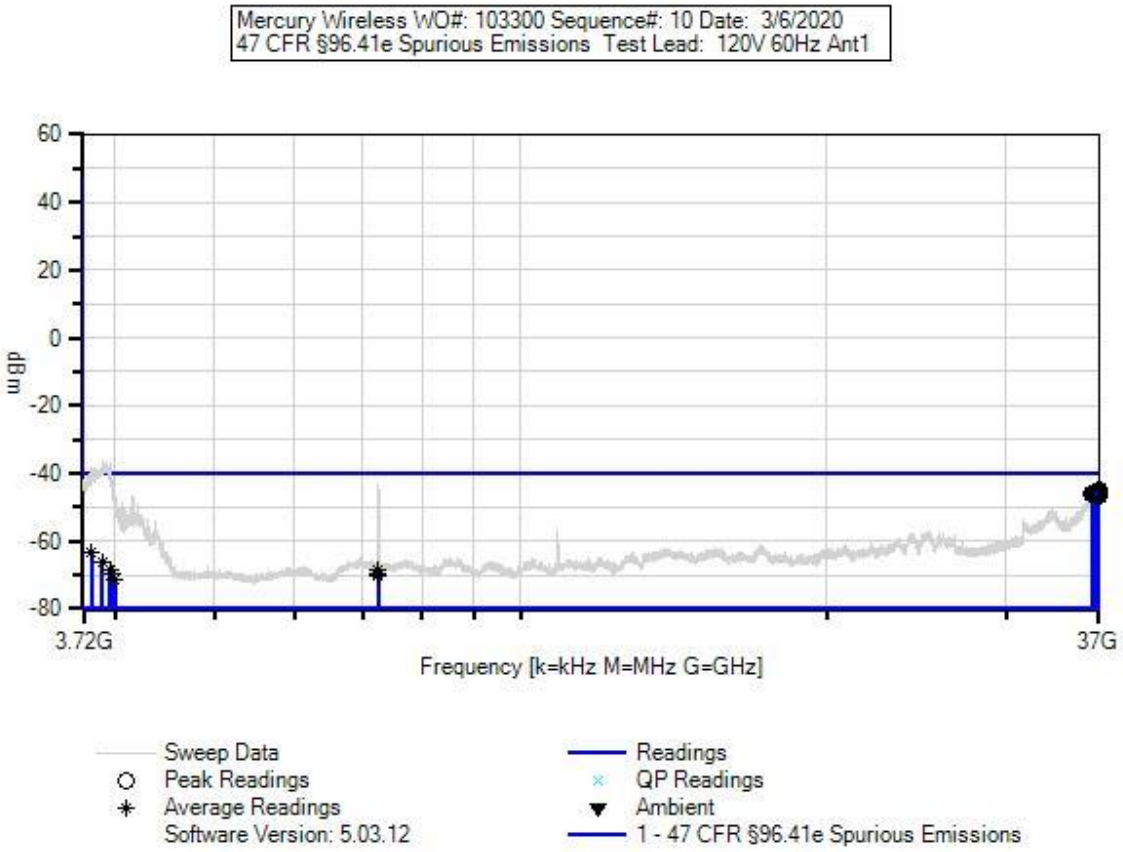

Test Equipment:

ID	Asset #	Description	Model	Calibration Date	Cal Due Date
	AN02668	Spectrum Analyzer	E4446A	12/17/2019	12/17/2020
T1	ANP06239	Attenuator	54A-10	12/18/2018	12/18/2020
T2	AN03356	Cable	32026-2-29094K-48TC	3/14/2019	3/14/2021
T3	ANdBuV	Unit Conversion		8/24/2018	8/24/2022

Measurement Data: Reading listed by margin. Test Lead: Ant1

#	Freq MHz	Rdng dBµV	T1 dB	T2 dB	T3 dB	dB	Dist Table	Corr dBm	Spec dBm	Margin dB	Polar Ant
1	36977.276 M	48.1	+10.4	+3.4	-107.0		+0.0	-45.1	-40.0	-5.1	Ant1
2	36701.949 M	48.0	+10.4	+3.4	-107.0		+0.0	-45.2	-40.0	-5.2	Ant1
3	36990.120 M	48.0	+10.4	+3.4	-107.0		+0.0	-45.2	-40.0	-5.2	Ant1
4	36782.393 M	47.4	+10.4	+3.4	-107.0		+0.0	-45.8	-40.0	-5.8	Ant1
5	36821.419 M	47.3	+10.4	+3.4	-107.0		+0.0	-45.9	-40.0	-5.9	Ant1
6	36856.493 M	47.3	+10.4	+3.4	-107.0		+0.0	-45.9	-40.0	-5.9	Ant1
7	36890.579 M	47.3	+10.4	+3.4	-107.0		+0.0	-45.9	-40.0	-5.9	Ant1
8	36451.699 M	47.2	+10.5	+3.3	-107.0		+0.0	-46.0	-40.0	-6.0	Ant1
9	36604.852 M	47.2	+10.5	+3.3	-107.0		+0.0	-46.0	-40.0	-6.0	Ant1
10	36845.872 M	47.2	+10.4	+3.4	-107.0		+0.0	-46.0	-40.0	-6.0	Ant1
11	36392.640 M	47.1	+10.5	+3.3	-107.0		+0.0	-46.1	-40.0	-6.1	Ant1
12	36644.892 M	47.1	+10.4	+3.3	-107.0		+0.0	-46.2	-40.0	-6.2	Ant1
13	36657.905 M	47.0	+10.4	+3.4	-107.0		+0.0	-46.2	-40.0	-6.2	Ant1
14	36810.304 M	47.0	+10.4	+3.4	-107.0		+0.0	-46.2	-40.0	-6.2	Ant1
15	36792.767 M	46.9	+10.4	+3.4	-107.0		+0.0	-46.3	-40.0	-6.3	Ant1
16	36779.676 M	46.9	+10.4	+3.4	-107.0		+0.0	-46.3	-40.0	-6.3	Ant1

17	36763.621 M	46.9	+10.4	+3.4	-107.0	+0.0	-46.3	-40.0	-6.3	Ant1
18	36994.566 M	46.9	+10.4	+3.4	-107.0	+0.0	-46.3	-40.0	-6.3	Ant1
19	36974.559 M	46.9	+10.4	+3.4	-107.0	+0.0	-46.3	-40.0	-6.3	Ant1
20	36802.894 M	46.9	+10.4	+3.4	-107.0	+0.0	-46.3	-40.0	-6.3	Ant1
21	36785.604 M	46.8	+10.4	+3.4	-107.0	+0.0	-46.4	-40.0	-6.4	Ant1
22	36950.353 M	46.8	+10.4	+3.4	-107.0	+0.0	-46.4	-40.0	-6.4	Ant1
23	3793.073M Ave	32.7	+9.9	+1.0	-107.0	+0.0	-63.4	-40.0	-23.4	Ant1
^	3793.073M	58.3	+9.9	+1.0	-107.0	+0.0	-37.8	-40.0	+2.2	Ant1
25	3883.163M Ave	29.8	+9.9	+1.0	-107.0	+0.0	-66.3	-40.0	-26.3	Ant1
^	3883.163M	60.2	+9.9	+1.0	-107.0	+0.0	-35.9	-40.0	+4.1	Ant1
27	3949.229M Ave	27.8	+9.9	+1.1	-107.0	+0.0	-68.2	-40.0	-28.2	Ant1
^	3949.229M	59.4	+9.9	+1.1	-107.0	+0.0	-36.6	-40.0	+3.4	Ant1
29	7249.526M Ave	27.0	+10.0	+1.5	-107.0	+0.0	-68.5	-40.0	-28.5	Ant1
^	7249.526M	52.0	+10.0	+1.5	-107.0	+0.0	-43.5	-40.0	-3.5	Ant1
31	3971.251M Ave	26.6	+9.9	+1.1	-107.0	+0.0	-69.4	-40.0	-29.4	Ant1
^	3971.251M	53.9	+9.9	+1.1	-107.0	+0.0	-42.1	-40.0	-2.1	Ant1
33	7246.523M Ave	25.6	+10.0	+1.5	-107.0	+0.0	-69.9	-40.0	-29.9	Ant1
^	7246.523M	52.4	+10.0	+1.5	-107.0	+0.0	-43.1	-40.0	-3.1	Ant1
35	7253.530M Ave	25.4	+10.0	+1.5	-107.0	+0.0	-70.1	-40.0	-30.1	Ant1
^	7253.530M	52.9	+10.0	+1.5	-107.0	+0.0	-42.6	-40.0	-2.6	Ant1
37	3997.277M Ave	24.5	+9.9	+1.1	-107.0	+0.0	-71.5	-40.0	-31.5	Ant1
^	3997.277M	54.2	+9.9	+1.1	-107.0	+0.0	-41.8	-40.0	-1.8	Ant1

Test Location:	CKC Laboratories Inc. • 5046 Sierra Pines Drive • Mariposa, CA 95338 • 209-966-5240		
Customer:	**Mercury Wireless**		
Specification:	**47 CFR §96.41e Spurious Emissions**		
Work Order #:	**103300**	Date:	3/6/2020
Test Type:	**Conducted Emissions**	Time:	09:10:33
Tested By:	Benny Lovan	Sequence#:	11
Software:	EMITest 5.03.12		120V 60Hz

Equipment Tested:

Device	Manufacturer	Model #	S/N
Configuration 1			

Support Equipment:

Device	Manufacturer	Model #	S/N
Configuration 1			

Test Conditions / Notes:

Conducted Spurious Emissions 9kHz - 3530 MHz

Temperature: 23°C
Humidity: 28%
Atmospheric Pressure: 102.5 kPa

Transmit Frequency Range: 3550 - 3700

RBW:
200Hz (9k - 150k),
9kHz (150k-30M),
1MHz (30MHz - 37GHz)

VBW: 3x RBW

Transmitter Settings:
Transmit Frequency: 3625 MHz
Modulation: QAM64
Channel Bandwidth: 10MHz
Output Power Software Setting: 33

The EUT is a CBSD and is located on a table, directly connected to a spectrum analyzer through 10dB of attenuation. The unit was programmed to output the transmitter settings specified above in a continuous transmit mode.

Antenna 1 through 6 are multiplexed from one radio. All 6 channels will have the same output simultaneously in normal operation. Preliminary investigatory measurements showed that all 6 ports were identical and therefore spurious emissions are only being performed on Antenna Port 1.

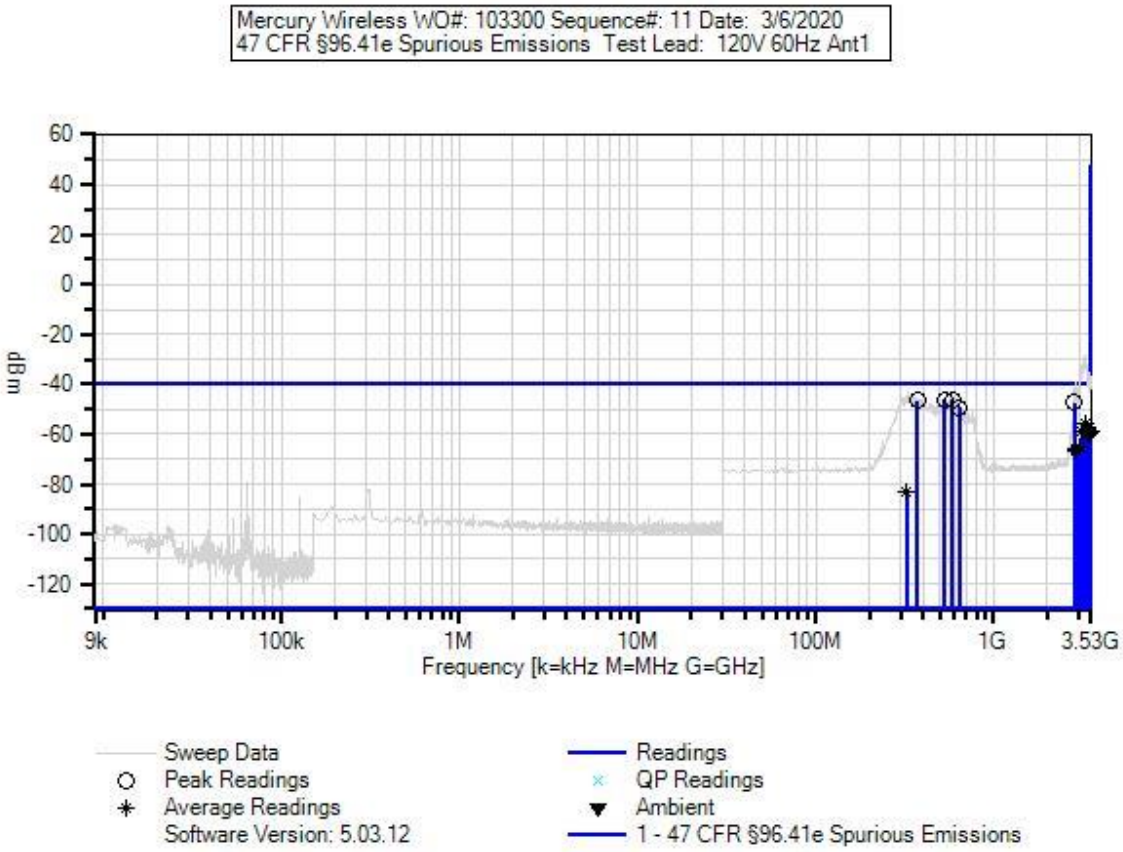

Test Equipment:

ID	Asset #	Description	Model	Calibration Date	Cal Due Date
	AN02668	Spectrum Analyzer	E4446A	12/17/2019	12/17/2020
T1	ANP06239	Attenuator	54A-10	12/18/2018	12/18/2020
T2	AN03356	Cable	32026-2-29094K-48TC	3/14/2019	3/14/2021
T3	ANdBuV	Unit Conversion		8/24/2018	8/24/2022

Measurement Data: Reading listed by margin. Test Lead: Ant1

#	Freq MHz	Rdng dBµV	T1 dB	T2 dB	T3 dB	dB	Dist Table	Corr dBm	Spec dBm	Margin dB	Polar Ant
1	532.000M	50.5	+9.9	+0.4	-107.0		+0.0	-46.2	-40.0	-6.2	Ant1
2	585.500M	50.4	+9.9	+0.4	-107.0		+0.0	-46.3	-40.0	-6.3	Ant1
3	371.000M	50.2	+9.9	+0.3	-107.0		+0.0	-46.6	-40.0	-6.6	Ant1
4	2829.600M	48.7	+9.9	+0.9	-107.0		+0.0	-47.5	-40.0	-7.5	Ant1
5	641.500M	47.4	+9.9	+0.5	-107.0		+0.0	-49.2	-40.0	-9.2	Ant1
6	3271.063M Ave	40.4	+9.9	+1.0	-107.0		+0.0	-55.7	-40.0	-15.7	Ant1
^	3271.063M	67.9	+9.9	+1.0	-107.0		+0.0	-28.2	-40.0	+11.8	Ant1
8	3267.350M Ave	40.4	+9.9	+1.0	-107.0		+0.0	-55.7	-40.0	-15.7	Ant1
^	3267.350M	68.1	+9.9	+1.0	-107.0		+0.0	-28.0	-40.0	+12.0	Ant1
10	3330.180M Ave	37.9	+9.9	+1.0	-107.0		+0.0	-58.2	-40.0	-18.2	Ant1
^	3330.180M	60.5	+9.9	+1.0	-107.0		+0.0	-35.6	-40.0	+4.4	Ant1
12	3141.690M Ave	37.7	+9.9	+0.9	-107.0		+0.0	-58.5	-40.0	-18.5	Ant1
^	3141.690M	65.0	+9.9	+0.9	-107.0		+0.0	-31.2	-40.0	+8.8	Ant1
14	3402.280M Ave	37.2	+9.9	+1.0	-107.0		+0.0	-58.9	-40.0	-18.9	Ant1
^	3402.280M	59.6	+9.9	+1.0	-107.0		+0.0	-36.5	-40.0	+3.5	Ant1
16	3508.370M Ave	37.1	+9.9	+1.0	-107.0		+0.0	-59.0	-40.0	-19.0	Ant1
^	3508.370M	58.1	+9.9	+1.0	-107.0		+0.0	-38.0	-40.0	+2.0	Ant1
18	3381.680M Ave	36.3	+9.9	+1.0	-107.0		+0.0	-59.8	-40.0	-19.8	Ant1
^	3381.680M	58.3	+9.9	+1.0	-107.0		+0.0	-37.8	-40.0	+2.2	Ant1
20	3458.930M Ave	36.1	+9.9	+1.0	-107.0		+0.0	-60.0	-40.0	-20.0	Ant1
^	3458.930M	56.2	+9.9	+1.0	-107.0		+0.0	-39.9	-40.0	+0.1	Ant1

22	2997.490M Ave	31.3	+9.9	+0.9	-107.0	+0.0	-64.9	-40.0	-24.9	Ant1
^	2997.490M	54.3	+9.9	+0.9	-107.0	+0.0	-41.9	-40.0	-1.9	Ant1
24	2866.680M Ave	30.4	+9.9	+0.9	-107.0	+0.0	-65.8	-40.0	-25.8	Ant1
^	2866.680M	55.9	+9.9	+0.9	-107.0	+0.0	-40.3	-40.0	-0.3	Ant1
26	2893.460M Ave	29.3	+9.9	+0.9	-107.0	+0.0	-66.9	-40.0	-26.9	Ant1
^	2893.460M	53.2	+9.9	+0.9	-107.0	+0.0	-43.0	-40.0	-3.0	Ant1
28	326.000M Ave	14.1	+9.9	+0.3	-107.0	+0.0	-82.7	-40.0	-42.7	Ant1
^	326.000M	53.0	+9.9	+0.3	-107.0	+0.0	-43.8	-40.0	-3.8	Ant1

Test Location:	CKC Laboratories Inc. • 5046 Sierra Pines Drive • Mariposa, CA 95338 • 209-966-5240		
Customer:	**Mercury Wireless**		
Specification:	**47 CFR §96.41e Spurious Emissions**		
Work Order #:	**103300**	Date:	3/6/2020
Test Type:	**Conducted Emissions**	Time:	09:23:31
Tested By:	Benny Lovan	Sequence#:	12
Software:	EMITest 5.03.12		120V 60Hz

Equipment Tested:

Device	Manufacturer	Model #	S/N
Configuration 1			

Support Equipment:

Device	Manufacturer	Model #	S/N
Configuration 1			

Test Conditions / Notes:

Conducted Spurious Emissions 3.72 - 37 GHz

Temperature: 23°C
Humidity: 28%
Atmospheric Pressure: 102.5 kPa

Transmit Frequency Range: 3550 - 3700

RBW:
200Hz (9k - 150k),
9kHz (150k-30M),
1MHz (30MHz - 37GHz)

VBW: 3x RBW

Transmitter Settings:
Transmit Frequency: 3625 MHz
Modulation: QAM64
Channel Bandwidth: 10MHz
Output Power Software Setting: 33

The EUT is a CBSD and is located on a table, directly connected to a spectrum analyzer through 10dB of attenuation. The unit was programmed to output the transmitter settings specified above in a continuous transmit mode.

Antenna 1 through 6 are multiplexed from one radio. All 6 channels will have the same output simultaneously in normal operation. Preliminary investigatory measurements showed that all 6 ports were identical and therefore spurious emissions are only being performed on Antenna Port 1.

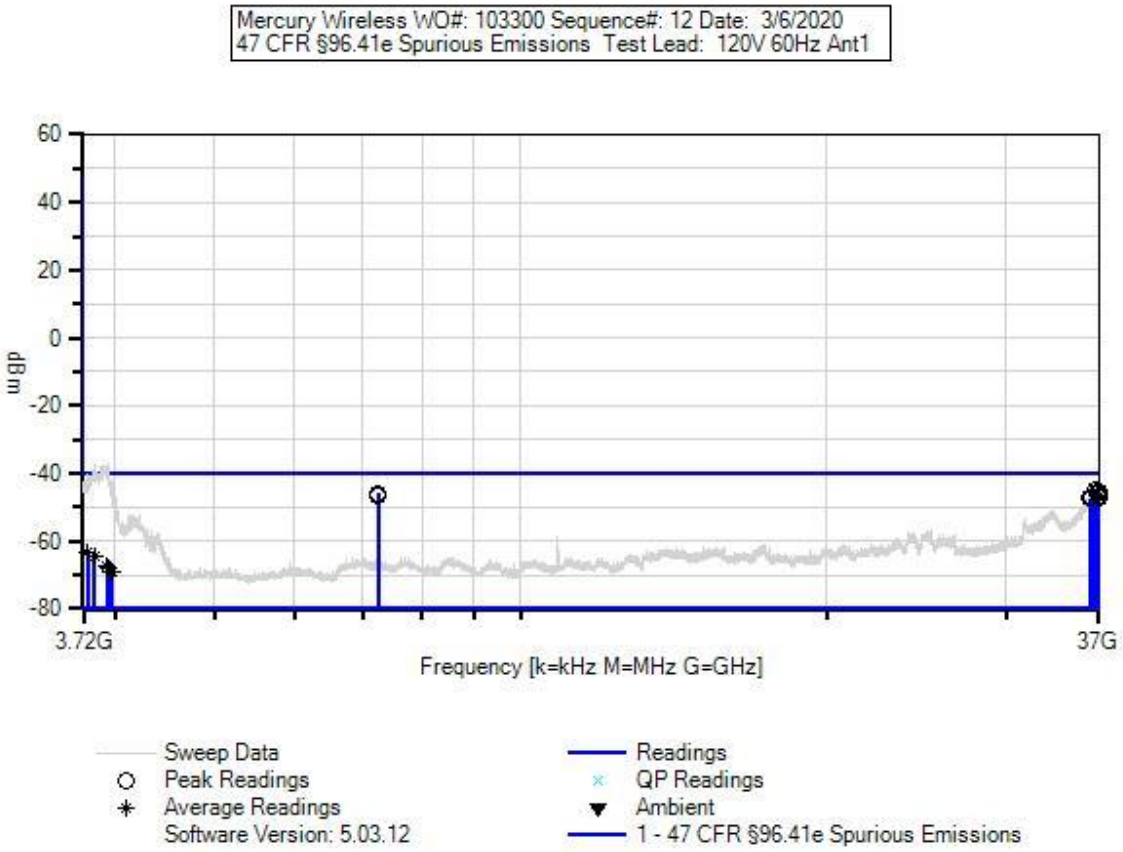

Test Equipment:

ID	Asset #	Description	Model	Calibration Date	Cal Due Date
	AN02668	Spectrum Analyzer	E4446A	12/17/2019	12/17/2020
T1	ANP06239	Attenuator	54A-10	12/18/2018	12/18/2020
T2	AN03356	Cable	32026-2-29094K-48TC	3/14/2019	3/14/2021
T3	ANdBuV	Unit Conversion		8/24/2018	8/24/2022

Measurement Data: Reading listed by margin. Test Lead: Ant1

#	Freq MHz	Rdng dBµV	T1 dB	T2 dB	T3 dB	dB	Dist Table	Corr dBm	Spec dBm	Margin dB	Polar Ant
1	36638.886 M	48.3	+10.4	+3.3	-107.0		+0.0	-45.0	-40.0	-5.0	Ant1
2	36793.508 M	47.8	+10.4	+3.4	-107.0		+0.0	-45.4	-40.0	-5.4	Ant1
3	36782.393 M	47.6	+10.4	+3.4	-107.0		+0.0	-45.6	-40.0	-5.6	Ant1
4	36819.690 M	47.6	+10.4	+3.4	-107.0		+0.0	-45.6	-40.0	-5.6	Ant1
5	36756.458 M	47.5	+10.4	+3.4	-107.0		+0.0	-45.7	-40.0	-5.7	Ant1
6	36960.233 M	47.5	+10.4	+3.4	-107.0		+0.0	-45.7	-40.0	-5.7	Ant1
7	7253.530M	49.7	+10.0	+1.5	-107.0		+0.0	-45.8	-40.0	-5.8	Ant1
8	36757.446 M	47.4	+10.4	+3.4	-107.0		+0.0	-45.8	-40.0	-5.8	Ant1
9	36844.884 M	47.3	+10.4	+3.4	-107.0		+0.0	-45.9	-40.0	-5.9	Ant1
10	36795.978 M	47.2	+10.4	+3.4	-107.0		+0.0	-46.0	-40.0	-6.0	Ant1
11	36814.997 M	47.2	+10.4	+3.4	-107.0		+0.0	-46.0	-40.0	-6.0	Ant1
12	7246.523M	49.4	+10.0	+1.5	-107.0		+0.0	-46.1	-40.0	-6.1	Ant1
13	36973.818 M	46.7	+10.4	+3.4	-107.0		+0.0	-46.5	-40.0	-6.5	Ant1
14	7249.526M	48.8	+10.0	+1.5	-107.0		+0.0	-46.7	-40.0	-6.7	Ant1
15	36969.866 M	46.5	+10.4	+3.4	-107.0		+0.0	-46.7	-40.0	-6.7	Ant1
16	36972.583 M	46.5	+10.4	+3.4	-107.0		+0.0	-46.7	-40.0	-6.7	Ant1
17	36374.622 M	46.3	+10.5	+3.3	-107.0		+0.0	-46.9	-40.0	-6.9	Ant1

18	36965.173 M	46.3	+10.4	+3.4	-107.0	+0.0	-46.9	-40.0	-6.9	Ant1
19	36970.854 M	46.3	+10.4	+3.4	-107.0	+0.0	-46.9	-40.0	-6.9	Ant1
20	36974.312 M	46.2	+10.4	+3.4	-107.0	+0.0	-47.0	-40.0	-7.0	Ant1
21	36983.451 M	46.2	+10.4	+3.4	-107.0	+0.0	-47.0	-40.0	-7.0	Ant1
22	36987.897 M	46.2	+10.4	+3.4	-107.0	+0.0	-47.0	-40.0	-7.0	Ant1
23	36367.615 M	46.0	+10.5	+3.3	-107.0	+0.0	-47.2	-40.0	-7.2	Ant1
24	36235.483 M	46.0	+10.5	+3.2	-107.0	+0.0	-47.3	-40.0	-7.3	Ant1
25	3755.035M Ave	32.7	+9.9	+1.0	-107.0	+0.0	-63.4	-40.0	-23.4	Ant1
^	3755.035M	55.8	+9.9	+1.0	-107.0	+0.0	-40.3	-40.0	-0.3	Ant1
27	3818.098M Ave	31.9	+9.9	+1.0	-107.0	+0.0	-64.2	-40.0	-24.2	Ant1
^	3818.098M	58.8	+9.9	+1.0	-107.0	+0.0	-37.3	-40.0	+2.7	Ant1
29	3927.207M Ave	28.7	+9.9	+1.1	-107.0	+0.0	-67.3	-40.0	-27.3	Ant1
^	3927.207M	58.5	+9.9	+1.1	-107.0	+0.0	-37.5	-40.0	+2.5	Ant1
31	3938.218M Ave	28.1	+9.9	+1.1	-107.0	+0.0	-67.9	-40.0	-27.9	Ant1
^	3938.218M	58.8	+9.9	+1.1	-107.0	+0.0	-37.2	-40.0	+2.8	Ant1
33	3963.243M Ave	26.9	+9.9	+1.1	-107.0	+0.0	-69.1	-40.0	-29.1	Ant1
^	3963.243M	52.8	+9.9	+1.1	-107.0	+0.0	-43.2	-40.0	-3.2	Ant1
35	3967.247M Ave	26.7	+9.9	+1.1	-107.0	+0.0	-69.3	-40.0	-29.3	Ant1
^	3967.247M	53.8	+9.9	+1.1	-107.0	+0.0	-42.2	-40.0	-2.2	Ant1

Test Location:	CKC Laboratories Inc. • 5046 Sierra Pines Drive • Mariposa, CA 95338 • 209-966-5240		
Customer:	**Mercury Wireless**		
Specification:	**47 CFR §96.41e Spurious Emissions**		
Work Order #:	**103300**	Date:	3/6/2020
Test Type:	**Conducted Emissions**	Time:	09:41:10
Tested By:	Benny Lovan	Sequence#:	13
Software:	EMITest 5.03.12		120V 60Hz

Equipment Tested:

Device	Manufacturer	Model #	S/N
Configuration 1			

Support Equipment:

Device	Manufacturer	Model #	S/N
Configuration 1			

Test Conditions / Notes:

Conducted Spurious Emissions 9kHz - 3530 MHz

Temperature: 23°C
Humidity: 28%
Atmospheric Pressure: 102.5 kPa

Transmit Frequency Range: 3550 - 3700

RBW:
200Hz (9k - 150k),
9kHz (150k-30M),
1MHz (30MHz - 37GHz)

VBW: 3x RBW

Transmitter Settings:
Transmit Frequency: 3695 MHz
Modulation: QPSK
Channel Bandwidth: 10MHz
Output Power Software Setting: 33

The EUT is a CBSD and is located on a table, directly connected to a spectrum analyzer through 10dB of attenuation. The unit was programmed to output the transmitter settings specified above in a continuous transmit mode.

Antenna 1 through 6 are multiplexed from one radio. All 6 channels will have the same output simultaneously in normal operation. Preliminary investigatory measurements showed that all 6 ports were identical and therefore spurious emissions are only being performed on Antenna Port 1.

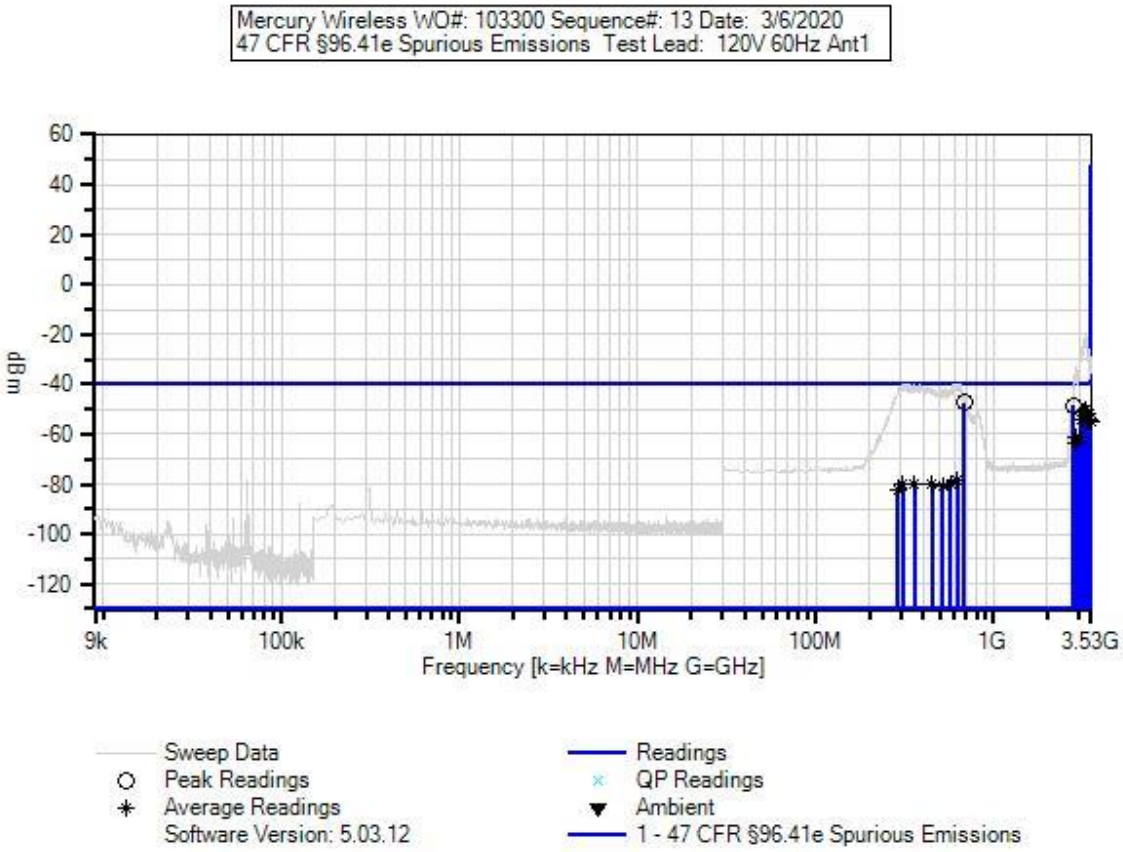

Test Equipment:

ID	Asset #	Description	Model	Calibration Date	Cal Due Date
	AN02668	Spectrum Analyzer	E4446A	12/17/2019	12/17/2020
T1	ANP06239	Attenuator	54A-10	12/18/2018	12/18/2020
T2	AN03356	Cable	32026-2-29094K-48TC	3/14/2019	3/14/2021
T3	ANdBuV	Unit Conversion		8/24/2018	8/24/2022

Measurement Data: Reading listed by margin. Test Lead: Ant1

#	Freq MHz	Rdng dBµV	T1 dB	T2 dB	T3 dB	dB	Dist Table	Corr dBm	Spec dBm	Margin dB	Polar Ant
1	681.000M	49.3	+9.9	+0.5	-107.0		+0.0	-47.3	-40.0	-7.3	Ant1
2	2795.610M	47.6	+9.9	+0.9	-107.0		+0.0	-48.6	-40.0	-8.6	Ant1
3	3299.889M Ave	45.9	+9.9	+1.0	-107.0		+0.0	-50.2	-40.0	-10.2	Ant1
^	3299.889M	75.8	+9.9	+1.0	-107.0		+0.0	-20.3	-40.0	+19.7	Ant1
5	3226.150M Ave	45.0	+9.9	+0.9	-107.0		+0.0	-51.2	-40.0	-11.2	Ant1
^	3226.150M	70.4	+9.9	+0.9	-107.0		+0.0	-25.8	-40.0	+14.2	Ant1
7	3351.810M Ave	43.9	+9.9	+1.0	-107.0		+0.0	-52.2	-40.0	-12.2	Ant1
^	3351.810M	70.7	+9.9	+1.0	-107.0		+0.0	-25.4	-40.0	+14.6	Ant1
9	3467.170M Ave	42.3	+9.9	+1.0	-107.0		+0.0	-53.8	-40.0	-13.8	Ant1
^	3467.170M	64.4	+9.9	+1.0	-107.0		+0.0	-31.7	-40.0	+8.3	Ant1
11	3108.730M Ave	41.9	+9.9	+0.9	-107.0		+0.0	-54.3	-40.0	-14.3	Ant1
^	3108.730M	68.2	+9.9	+0.9	-107.0		+0.0	-28.0	-40.0	+12.0	Ant1
13	3501.160M Ave	41.4	+9.9	+1.0	-107.0		+0.0	-54.7	-40.0	-14.7	Ant1
^	3501.160M	67.3	+9.9	+1.0	-107.0		+0.0	-28.8	-40.0	+11.2	Ant1
15	3397.130M Ave	41.1	+9.9	+1.0	-107.0		+0.0	-55.0	-40.0	-15.0	Ant1
^	3397.130M	71.8	+9.9	+1.0	-107.0		+0.0	-24.3	-40.0	+15.7	Ant1
17	2999.550M Ave	35.2	+9.9	+0.9	-107.0		+0.0	-61.0	-40.0	-21.0	Ant1
^	2999.550M	60.2	+9.9	+0.9	-107.0		+0.0	-36.0	-40.0	+4.0	Ant1
19	2875.950M Ave	34.7	+9.9	+0.9	-107.0		+0.0	-61.5	-40.0	-21.5	Ant1
^	2875.950M	61.8	+9.9	+0.9	-107.0		+0.0	-34.4	-40.0	+5.6	Ant1
21	2914.060M Ave	33.0	+9.9	+0.9	-107.0		+0.0	-63.2	-40.0	-23.2	Ant1
^	2914.060M	58.1	+9.9	+0.9	-107.0		+0.0	-38.1	-40.0	+1.9	Ant1
23	627.500M Ave	18.6	+9.9	+0.4	-107.0		+0.0	-78.1	-40.0	-38.1	Ant1
24	627.500M Ave	18.5	+9.9	+0.4	-107.0		+0.0	-78.2	-40.0	-38.2	Ant1

^	627.500M	57.3	+9.9	+0.4	-107.0	+0.0	-39.4	-40.0	+0.6	Ant1
26	574.500M Ave	16.9	+9.9	+0.4	-107.0	+0.0	-79.8	-40.0	-39.8	Ant1
^	574.500M	54.6	+9.9	+0.4	-107.0	+0.0	-42.1	-40.0	-2.1	Ant1
28	358.500M Ave	17.0	+9.9	+0.3	-107.0	+0.0	-79.8	-40.0	-39.8	Ant1
^	358.500M	55.9	+9.9	+0.3	-107.0	+0.0	-40.9	-40.0	-0.9	Ant1
30	307.500M Ave	16.9	+9.9	+0.3	-107.0	+0.0	-79.9	-40.0	-39.9	Ant1
^	307.500M	55.5	+9.9	+0.3	-107.0	+0.0	-41.3	-40.0	-1.3	Ant1
32	447.000M Ave	16.5	+9.9	+0.4	-107.0	+0.0	-80.2	-40.0	-40.2	Ant1
^	447.000M	54.6	+9.9	+0.4	-107.0	+0.0	-42.1	-40.0	-2.1	Ant1
34	513.500M Ave	15.6	+9.9	+0.4	-107.0	+0.0	-81.1	-40.0	-41.1	Ant1
^	513.500M	53.8	+9.9	+0.4	-107.0	+0.0	-42.9	-40.0	-2.9	Ant1
36	288.000M Ave	14.4	+9.9	+0.3	-107.0	+0.0	-82.4	-40.0	-42.4	Ant1
^	288.000M	53.9	+9.9	+0.3	-107.0	+0.0	-42.9	-40.0	-2.9	Ant1

Test Location:	CKC Laboratories Inc. • 5046 Sierra Pines Drive • Mariposa, CA 95338 • 209-966-5240		
Customer:	**Mercury Wireless**		
Specification:	**47 CFR §96.41e Spurious Emissions**		
Work Order #:	**103300**	Date:	3/6/2020
Test Type:	**Conducted Emissions**	Time:	10:31:28
Tested By:	Benny Lovan	Sequence#:	14
Software:	EMITest 5.03.12		120V 60Hz

Equipment Tested:

Device	Manufacturer	Model #	S/N
Configuration 1			

Support Equipment:

Device	Manufacturer	Model #	S/N
Configuration 1			

Test Conditions / Notes:

Conducted Spurious Emissions 3.72 - 37GHz

Temperature: 23°C
Humidity: 28%
Atmospheric Pressure: 102.5 kPa

Transmit Frequency Range: 3550 - 3700

RBW:
200Hz (9k - 150k),
9kHz (150k-30M),
1MHz (30MHz - 37GHz)

VBW: 3x RBW

Transmitter Settings:
Transmit Frequency: 3695 MHz
Modulation: QPSK
Channel Bandwidth: 10MHz
Output Power Software Setting: 33

The EUT is a CBSD and is located on a table, directly connected to a spectrum analyzer through 10dB of attenuation. The unit was programmed to output the transmitter settings specified above in a continuous transmit mode.

Antenna 1 through 6 are multiplexed from one radio. All 6 channels will have the same output simultaneously in normal operation. Preliminary investigatory measurements showed that all 6 ports were identical and therefore spurious emissions are only being performed on Antenna Port 1.

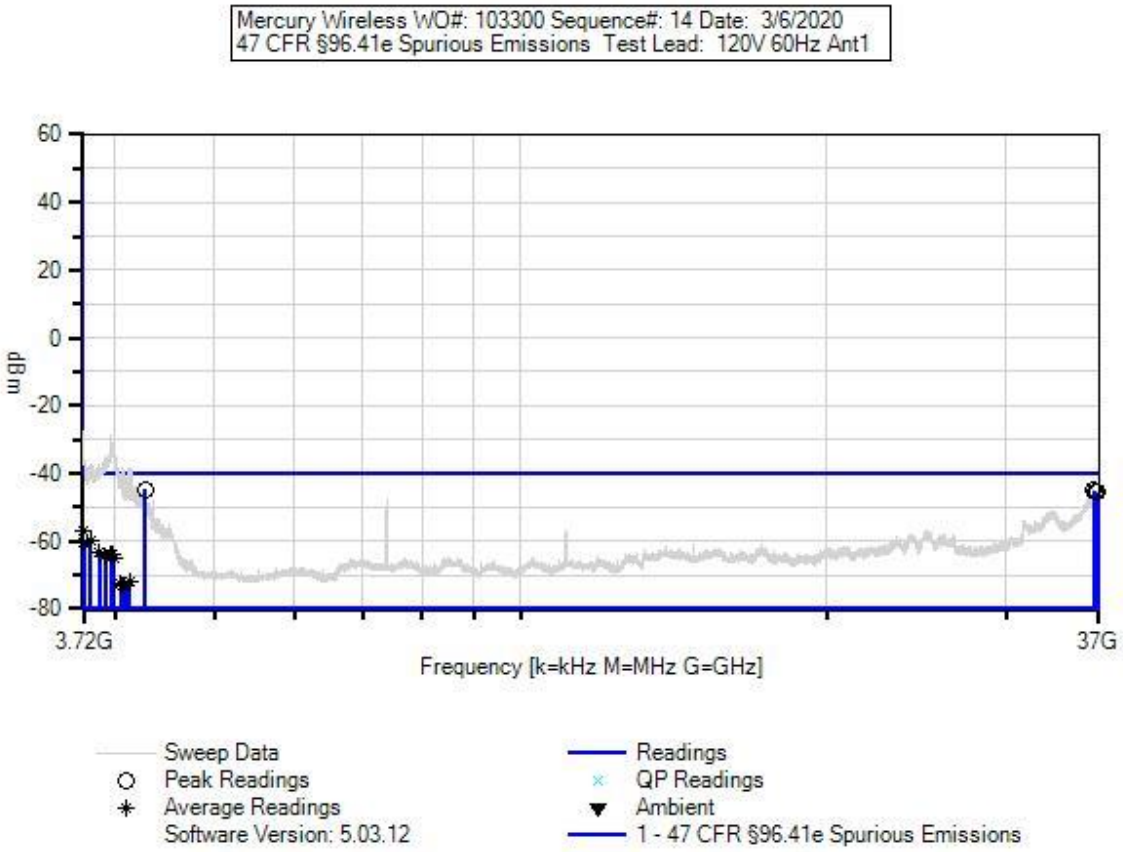

Test Equipment:

ID	Asset #	Description	Model	Calibration Date	Cal Due Date
	AN02668	Spectrum Analyzer	E4446A	12/17/2019	12/17/2020
T1	ANP06239	Attenuator	54A-10	12/18/2018	12/18/2020
T2	AN03356	Cable	32026-2-29094K-48TC	3/14/2019	3/14/2021
T3	ANdBuV	Unit Conversion		8/24/2018	8/24/2022

Measurement Data: Reading listed by margin. Test Lead: Ant1

#	Freq MHz	Rdng dBµV	T1 dB	T2 dB	T3 dB	dB	Dist Table	Corr dBm	Spec dBm	Margin dB	Polar Ant
1	4277.557M	51.2	+9.9	+1.1	-107.0		+0.0	-44.8	-40.0	-4.8	Ant1
2	36525.773 M	48.2	+10.5	+3.3	-107.0		+0.0	-45.0	-40.0	-5.0	Ant1
3	36839.944 M	47.7	+10.4	+3.4	-107.0		+0.0	-45.5	-40.0	-5.5	Ant1
4	36705.953 M	47.6	+10.4	+3.4	-107.0		+0.0	-45.6	-40.0	-5.6	Ant1
5	3720.000M Ave	39.4	+9.9	+1.0	-107.0		+0.0	-56.7	-40.0	-16.7	Ant1
^	3720.000M	68.6	+9.9	+1.0	-107.0		+0.0	-27.5	-40.0	+12.5	Ant1
7	3779.059M Ave	36.4	+9.9	+1.0	-107.0		+0.0	-59.7	-40.0	-19.7	Ant1
^	3779.059M	59.0	+9.9	+1.0	-107.0		+0.0	-37.1	-40.0	+2.9	Ant1
9	3726.006M Ave	35.9	+9.9	+1.0	-107.0		+0.0	-60.2	-40.0	-20.2	Ant1
^	3726.006M	68.4	+9.9	+1.0	-107.0		+0.0	-27.7	-40.0	+12.3	Ant1
11	3854.134M Ave	32.7	+9.9	+1.0	-107.0		+0.0	-63.4	-40.0	-23.4	Ant1
^	3854.134M	58.8	+9.9	+1.0	-107.0		+0.0	-37.3	-40.0	+2.7	Ant1
13	3958.238M Ave	32.4	+9.9	+1.1	-107.0		+0.0	-63.6	-40.0	-23.6	Ant1
^	3958.238M	67.1	+9.9	+1.1	-107.0		+0.0	-28.9	-40.0	+11.1	Ant1
15	3976.256M Ave	32.1	+9.9	+1.1	-107.0		+0.0	-63.9	-40.0	-23.9	Ant1
^	3976.256M	65.2	+9.9	+1.1	-107.0		+0.0	-30.8	-40.0	+9.2	Ant1
17	3911.191M Ave	31.8	+9.9	+1.0	-107.0		+0.0	-64.3	-40.0	-24.3	Ant1
^	3911.191M	61.1	+9.9	+1.0	-107.0		+0.0	-35.0	-40.0	+5.0	Ant1
19	3990.270M Ave	30.9	+9.9	+1.1	-107.0		+0.0	-65.1	-40.0	-25.1	Ant1
^	3990.270M	65.1	+9.9	+1.1	-107.0		+0.0	-30.9	-40.0	+9.1	Ant1
21	4126.406M Ave	23.9	+9.9	+1.1	-107.0		+0.0	-72.1	-40.0	-32.1	Ant1
^	4126.406M	58.0	+9.9	+1.1	-107.0		+0.0	-38.0	-40.0	+2.0	Ant1

23	4048.328M Ave	23.6	+9.9	+1.1	-107.0	+0.0	-72.4	-40.0	-32.4	Ant1
^	4048.328M	56.0	+9.9	+1.1	-107.0	+0.0	-40.0	-40.0	+0.0	Ant1
25	4064.344M Ave	23.0	+9.9	+1.1	-107.0	+0.0	-73.0	-40.0	-33.0	Ant1
^	4064.344M	57.4	+9.9	+1.1	-107.0	+0.0	-38.6	-40.0	+1.4	Ant1
27	4082.362M Ave	22.7	+9.9	+1.1	-107.0	+0.0	-73.3	-40.0	-33.3	Ant1
^	4082.362M	57.2	+9.9	+1.1	-107.0	+0.0	-38.8	-40.0	+1.2	Ant1

Test Location:	CKC Laboratories Inc. • 5046 Sierra Pines Drive • Mariposa, CA 95338 • 209-966-5240		
Customer:	**Mercury Wireless**		
Specification:	**47 CFR §96.41e Spurious Emissions**		
Work Order #:	**103300**	Date:	3/6/2020
Test Type:	**Conducted Emissions**	Time:	10:44:03
Tested By:	Benny Lovan	Sequence#:	15
Software:	EMITest 5.03.12		120V 60Hz

Equipment Tested:

Device	Manufacturer	Model #	S/N
Configuration 1			

Support Equipment:

Device	Manufacturer	Model #	S/N
Configuration 1			

Test Conditions / Notes:

Conducted Spurious Emissions 9kHz - 3530 MHz

Temperature: 23°C
Humidity: 28%
Atmospheric Pressure: 102.5 kPa

Transmit Frequency Range: 3550 - 3700

RBW:
200Hz (9k - 150k),
9kHz (150k-30M),
1MHz (30MHz - 37GHz)

VBW: 3x RBW

Transmitter Settings:
Transmit Frequency: 3695 MHz
Modulation: QAM16
Channel Bandwidth: 10MHz
Output Power Software Setting: 33

The EUT is a CBSD and is located on a table, directly connected to a spectrum analyzer through 10dB of attenuation. The unit was programmed to output the transmitter settings specified above in a continuous transmit mode.

Antenna 1 through 6 are multiplexed from one radio. All 6 channels will have the same output simultaneously in normal operation. Preliminary investigatory measurements showed that all 6 ports were identical and therefore spurious emissions are only being performed on Antenna Port 1.

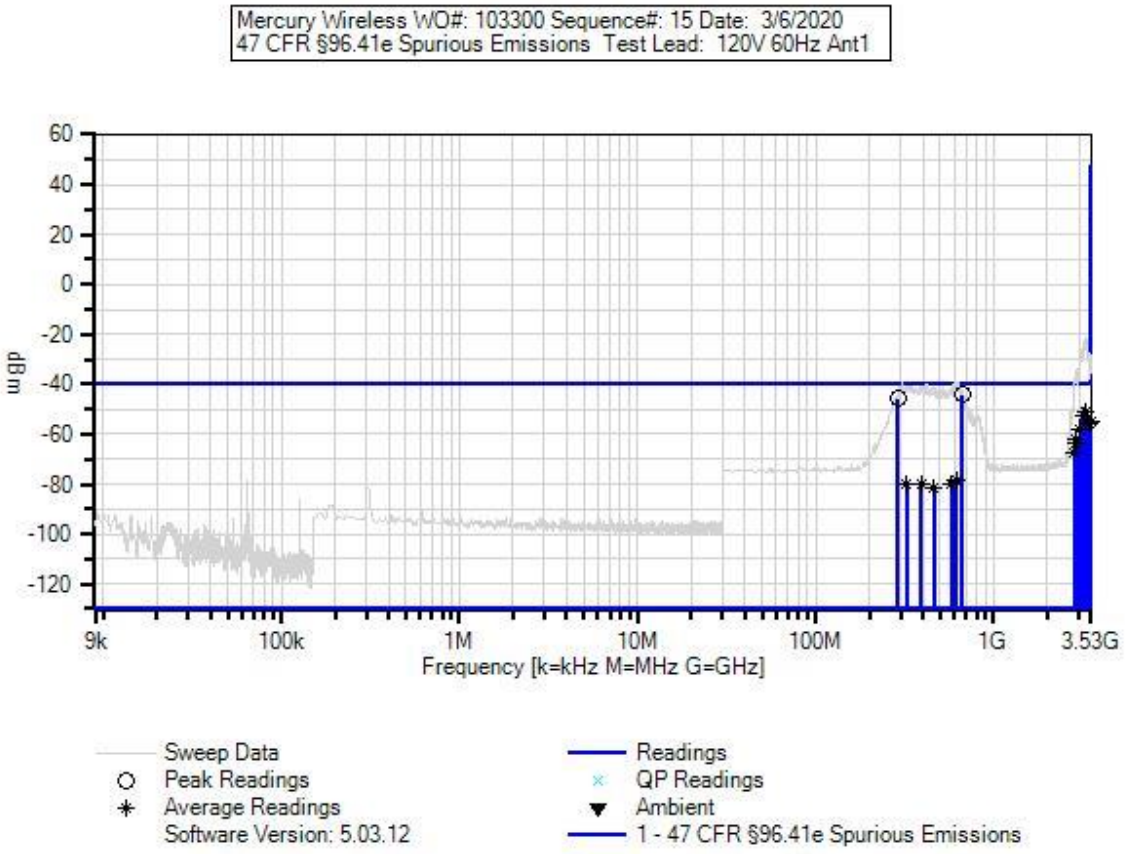

Test Equipment:

ID	Asset #	Description	Model	Calibration Date	Cal Due Date
	AN02668	Spectrum Analyzer	E4446A	12/17/2019	12/17/2020
T1	ANP06239	Attenuator	54A-10	12/18/2018	12/18/2020
T2	AN03356	Cable	32026-2-29094K-48TC	3/14/2019	3/14/2021
T3	ANdBuV	Unit Conversion		8/24/2018	8/24/2022

Measurement Data: Reading listed by margin. Test Lead: Ant1

#	Freq MHz	Rdng dBµV	T1 dB	T2 dB	T3 dB	dB	Dist Table	Corr dBm	Spec dBm	Margin dB	Polar Ant
1	663.500M	52.3	+9.9	+0.5	-107.0		+0.0	-44.3	-40.0	-4.3	Ant1
2	288.000M	51.1	+9.9	+0.3	-107.0		+0.0	-45.7	-40.0	-5.7	Ant1
3	3311.817M Ave	45.3	+9.9	+1.0	-107.0		+0.0	-50.8	-40.0	-10.8	Ant1
^	3311.817M	75.5	+9.9	+1.0	-107.0		+0.0	-20.6	-40.0	+19.4	Ant1
5	3178.770M Ave	43.3	+9.9	+0.9	-107.0		+0.0	-52.9	-40.0	-12.9	Ant1
^	3178.770M	71.6	+9.9	+0.9	-107.0		+0.0	-24.6	-40.0	+15.4	Ant1
7	3488.800M Ave	41.4	+9.9	+1.0	-107.0		+0.0	-54.7	-40.0	-14.7	Ant1
^	3488.800M	64.4	+9.9	+1.0	-107.0		+0.0	-31.7	-40.0	+8.3	Ant1
9	3450.690M Ave	40.7	+9.9	+1.0	-107.0		+0.0	-55.4	-40.0	-15.4	Ant1
^	3450.690M	62.0	+9.9	+1.0	-107.0		+0.0	-34.1	-40.0	+5.9	Ant1
11	3402.280M Ave	40.3	+9.9	+1.0	-107.0		+0.0	-55.8	-40.0	-15.8	Ant1
^	3402.280M	66.6	+9.9	+1.0	-107.0		+0.0	-29.5	-40.0	+10.5	Ant1
13	3042.810M Ave	38.4	+9.9	+0.9	-107.0		+0.0	-57.8	-40.0	-17.8	Ant1
^	3042.810M	63.6	+9.9	+0.9	-107.0		+0.0	-32.6	-40.0	+7.4	Ant1
15	2876.980M Ave	34.0	+9.9	+0.9	-107.0		+0.0	-62.2	-40.0	-22.2	Ant1
^	2876.980M	61.4	+9.9	+0.9	-107.0		+0.0	-34.8	-40.0	+5.2	Ant1
17	2915.090M Ave	32.5	+9.9	+0.9	-107.0		+0.0	-63.7	-40.0	-23.7	Ant1
^	2915.090M	57.6	+9.9	+0.9	-107.0		+0.0	-38.6	-40.0	+1.4	Ant1
19	2824.450M Ave	28.7	+9.9	+0.9	-107.0		+0.0	-67.5	-40.0	-27.5	Ant1
^	2824.450M	53.5	+9.9	+0.9	-107.0		+0.0	-42.7	-40.0	-2.7	Ant1
21	614.000M Ave	18.2	+9.9	+0.4	-107.0		+0.0	-78.5	-40.0	-38.5	Ant1
^	614.000M	58.0	+9.9	+0.4	-107.0		+0.0	-38.7	-40.0	+1.3	Ant1
23	323.000M Ave	17.0	+9.9	+0.3	-107.0		+0.0	-79.8	-40.0	-39.8	Ant1
^	323.000M	55.6	+9.9	+0.3	-107.0		+0.0	-41.2	-40.0	-1.2	Ant1

25	390.000M Ave	16.8	+9.9	+0.3	-107.0	+0.0	-80.0	-40.0	-40.0	Ant1
^	390.000M	55.1	+9.9	+0.3	-107.0	+0.0	-41.7	-40.0	-1.7	Ant1
27	576.500M Ave	16.7	+9.9	+0.4	-107.0	+0.0	-80.0	-40.0	-40.0	Ant1
^	576.500M	54.2	+9.9	+0.4	-107.0	+0.0	-42.5	-40.0	-2.5	Ant1
29	462.000M Ave	15.4	+9.9	+0.4	-107.0	+0.0	-81.3	-40.0	-41.3	Ant1
^	462.000M	55.4	+9.9	+0.4	-107.0	+0.0	-41.3	-40.0	-1.3	Ant1

Test Location:	CKC Laboratories Inc. • 5046 Sierra Pines Drive • Mariposa, CA 95338 • 209-966-5240		
Customer:	**Mercury Wireless**		
Specification:	**47 CFR §96.41e Spurious Emissions**		
Work Order #:	**103300**	Date:	3/6/2020
Test Type:	**Conducted Emissions**	Time:	10:59:01
Tested By:	Benny Lovan	Sequence#:	16
Software:	EMITest 5.03.12		120V 60Hz

Equipment Tested:

Device	Manufacturer	Model #	S/N
Configuration 1			

Support Equipment:

Device	Manufacturer	Model #	S/N
Configuration 1			

Test Conditions / Notes:

Conducted Spurious Emissions 3.72 - 37 GHz

Temperature: 23°C
Humidity: 28%
Atmospheric Pressure: 102.5 kPa

Transmit Frequency Range: 3550 - 3700

RBW:
200Hz (9k - 150k),
9kHz (150k-30M),
1MHz (30MHz - 37GHz)

VBW: 3x RBW

Transmitter Settings:
Transmit Frequency: 3695 MHz
Modulation: QAM16
Channel Bandwidth: 10MHz
Output Power Software Setting: 33

The EUT is a CBSD and is located on a table, directly connected to a spectrum analyzer through 10dB of attenuation. The unit was programmed to output the transmitter settings specified above in a continuous transmit mode.

Antenna 1 through 6 are multiplexed from one radio. All 6 channels will have the same output simultaneously in normal operation. Preliminary investigatory measurements showed that all 6 ports were identical and therefore spurious emissions are only being performed on Antenna Port 1.

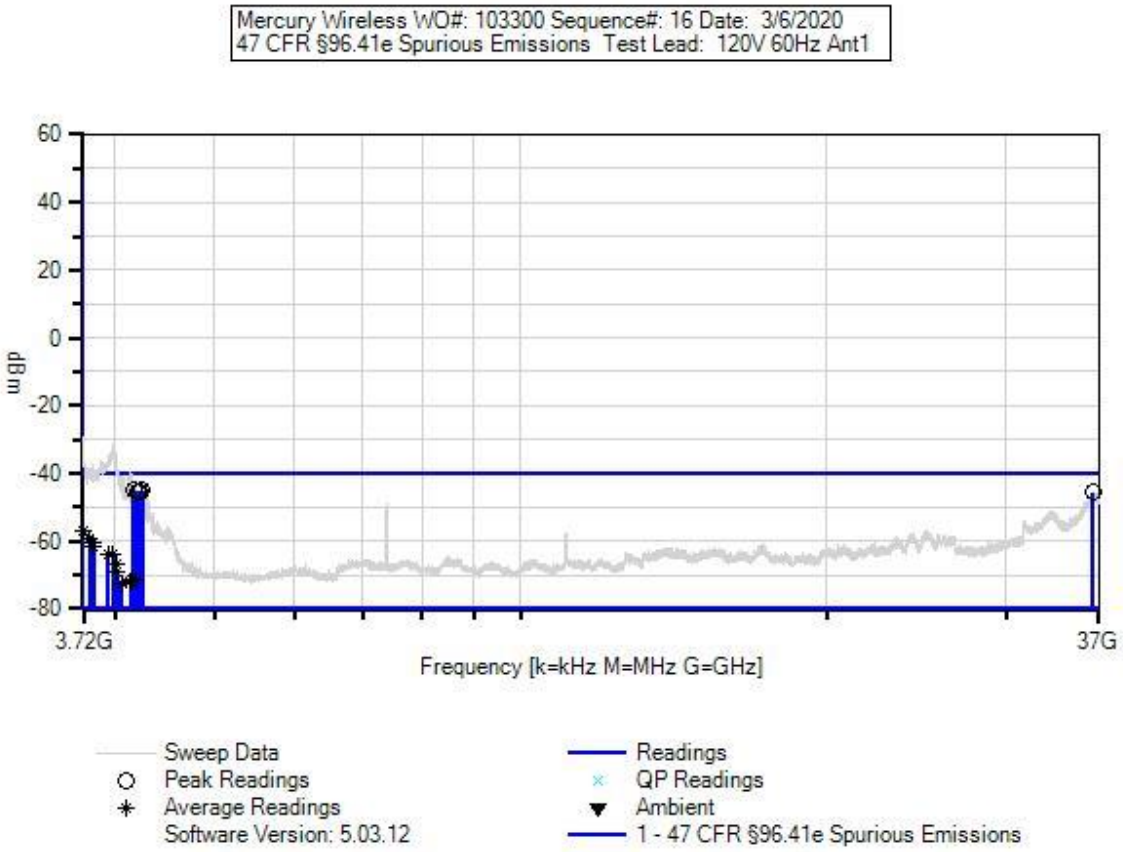

Test Equipment:

ID	Asset #	Description	Model	Calibration Date	Cal Due Date
	AN02668	Spectrum Analyzer	E4446A	12/17/2019	12/17/2020
T1	ANP06239	Attenuator	54A-10	12/18/2018	12/18/2020
T2	AN03356	Cable	32026-2-29094K-48TC	3/14/2019	3/14/2021
T3	ANdBuV	Unit Conversion		8/24/2018	8/24/2022

Measurement Data: Reading listed by margin. Test Lead: Ant1

#	Freq MHz	Rdng dBµV	T1 dB	T2 dB	T3 dB	dB	Dist Table	Corr dBm	Spec dBm	Margin dB	Polar Ant
1	4174.454M	51.1	+9.9	+1.1	-107.0		+0.0	-44.9	-40.0	-4.9	Ant1
2	4252.532M	51.1	+9.9	+1.1	-107.0		+0.0	-44.9	-40.0	-4.9	Ant1
3	4163.443M	50.9	+9.9	+1.1	-107.0		+0.0	-45.1	-40.0	-5.1	Ant1
4	4225.505M	50.8	+9.9	+1.1	-107.0		+0.0	-45.2	-40.0	-5.2	Ant1
5	4213.493M	50.7	+9.9	+1.1	-107.0		+0.0	-45.3	-40.0	-5.3	Ant1
6	36485.733 M	47.6	+10.5	+3.3	-107.0		+0.0	-45.6	-40.0	-5.6	Ant1
7	3720.000M Ave	39.4	+9.9	+1.0	-107.0		+0.0	-56.7	-40.0	-16.7	Ant1
^	3720.000M	66.7	+9.9	+1.0	-107.0		+0.0	-29.4	-40.0	+10.6	Ant1
9	3776.056M Ave	36.6	+9.9	+1.0	-107.0		+0.0	-59.5	-40.0	-19.5	Ant1
^	3776.056M	57.9	+9.9	+1.0	-107.0		+0.0	-38.2	-40.0	+1.8	Ant1
11	3799.079M Ave	35.5	+9.9	+1.0	-107.0		+0.0	-60.6	-40.0	-20.6	Ant1
^	3799.079M	57.9	+9.9	+1.0	-107.0		+0.0	-38.2	-40.0	+1.8	Ant1
13	3808.088M Ave	34.6	+9.9	+1.0	-107.0		+0.0	-61.5	-40.0	-21.5	Ant1
^	3808.088M	58.8	+9.9	+1.0	-107.0		+0.0	-37.3	-40.0	+2.7	Ant1
15	3938.218M Ave	32.1	+9.9	+1.1	-107.0		+0.0	-63.9	-40.0	-23.9	Ant1
^	3938.218M	61.3	+9.9	+1.1	-107.0		+0.0	-34.7	-40.0	+5.3	Ant1
17	3978.258M Ave	32.0	+9.9	+1.1	-107.0		+0.0	-64.0	-40.0	-24.0	Ant1
^	3978.258M	64.3	+9.9	+1.1	-107.0		+0.0	-31.7	-40.0	+8.3	Ant1
19	3933.213M Ave	31.9	+9.9	+1.1	-107.0		+0.0	-64.1	-40.0	-24.1	Ant1
^	3933.213M	60.9	+9.9	+1.1	-107.0		+0.0	-35.1	-40.0	+4.9	Ant1
21	4001.281M Ave	29.3	+9.9	+1.1	-107.0		+0.0	-66.7	-40.0	-26.7	Ant1
^	4001.281M	62.2	+9.9	+1.1	-107.0		+0.0	-33.8	-40.0	+6.2	Ant1
23	4015.295M Ave	26.9	+9.9	+1.1	-107.0		+0.0	-69.1	-40.0	-29.1	Ant1
^	4015.295M	58.7	+9.9	+1.1	-107.0		+0.0	-37.3	-40.0	+2.7	Ant1

25	4196.476M Ave	24.7	+9.9	+1.1	-107.0	+0.0	-71.3	-40.0	-31.3	Ant1
^	4196.476M	54.1	+9.9	+1.1	-107.0	+0.0	-41.9	-40.0	-1.9	Ant1
27	4149.429M Ave	24.4	+9.9	+1.1	-107.0	+0.0	-71.6	-40.0	-31.6	Ant1
^	4149.429M	55.9	+9.9	+1.1	-107.0	+0.0	-40.1	-40.0	-0.1	Ant1
29	4140.420M Ave	24.3	+9.9	+1.1	-107.0	+0.0	-71.7	-40.0	-31.7	Ant1
^	4140.420M	56.4	+9.9	+1.1	-107.0	+0.0	-39.6	-40.0	+0.4	Ant1
31	4056.336M Ave	23.4	+9.9	+1.1	-107.0	+0.0	-72.6	-40.0	-32.6	Ant1
^	4056.336M	54.9	+9.9	+1.1	-107.0	+0.0	-41.1	-40.0	-1.1	Ant1

Test Location:	CKC Laboratories Inc. • 5046 Sierra Pines Drive • Mariposa, CA 95338 • 209-966-5240		
Customer:	**Mercury Wireless**		
Specification:	**47 CFR §96.41e Spurious Emissions**		
Work Order #:	**103300**	Date:	3/6/2020
Test Type:	**Conducted Emissions**	Time:	11:10:57
Tested By:	Benny Lovan	Sequence#:	17
Software:	EMITest 5.03.12		120V 60Hz

Equipment Tested:

Device	Manufacturer	Model #	S/N
Configuration 1			

Support Equipment:

Device	Manufacturer	Model #	S/N
Configuration 1			

Test Conditions / Notes:

Conducted Spurious Emissions 9kHz - 3530 MHz

Temperature: 23°C
Humidity: 28%
Atmospheric Pressure: 102.5 kPa

Transmit Frequency Range: 3550 - 3700

RBW:
200Hz (9k - 150k),
9kHz (150k-30M),
1MHz (30MHz - 37GHz)

VBW: 3x RBW

Transmitter Settings:
Transmit Frequency: 3695 MHz
Modulation: QAM64
Channel Bandwidth: 10MHz
Output Power Software Setting: 33

The EUT is a CBSD and is located on a table, directly connected to a spectrum analyzer through 10dB of attenuation. The unit was programmed to output the transmitter settings specified above in a continuous transmit mode.

Antenna 1 through 6 are multiplexed from one radio. All 6 channels will have the same output simultaneously in normal operation. Preliminary investigatory measurements showed that all 6 ports were identical and therefore spurious emissions are only being performed on Antenna Port 1.

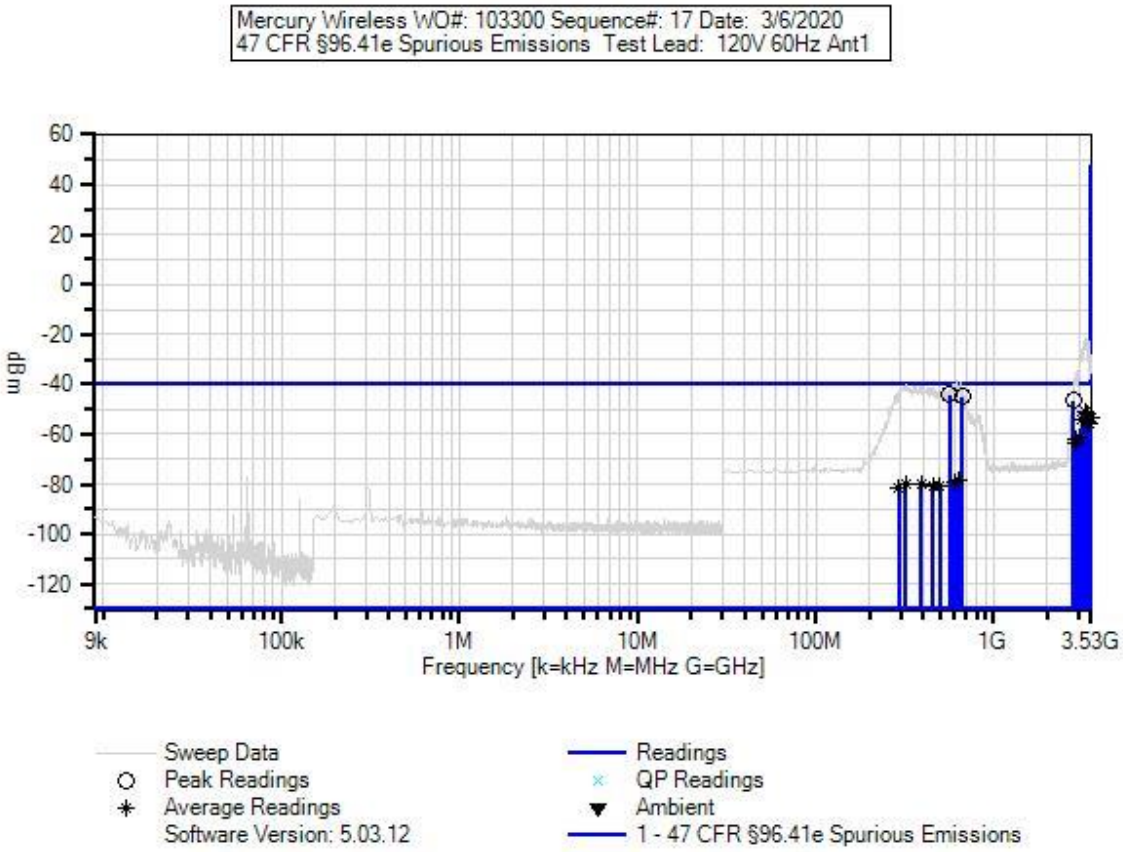

Test Equipment:

ID	Asset #	Description	Model	Calibration Date	Cal Due Date
	AN02668	Spectrum Analyzer	E4446A	12/17/2019	12/17/2020
T1	ANP06239	Attenuator	54A-10	12/18/2018	12/18/2020
T2	AN03356	Cable	32026-2-29094K-48TC	3/14/2019	3/14/2021
T3	ANdBuV	Unit Conversion		8/24/2018	8/24/2022

Measurement Data: Reading listed by margin. Test Lead: Ant1

#	Freq MHz	Rdng dBµV	T1 dB	T2 dB	T3 dB	dB	Dist Table	Corr dBm	Spec dBm	Margin dB	Polar Ant
1	563.500M	52.4	+9.9	+0.4	-107.0		+0.0	-44.3	-40.0	-4.3	Ant1
2	667.000M	51.6	+9.9	+0.5	-107.0		+0.0	-45.0	-40.0	-5.0	Ant1
3	2794.580M	49.6	+9.9	+0.9	-107.0		+0.0	-46.6	-40.0	-6.6	Ant1
4	3260.129M Ave	45.4	+9.9	+1.0	-107.0		+0.0	-50.7	-40.0	-10.7	Ant1
^	3260.129M	75.0	+9.9	+1.0	-107.0		+0.0	-21.1	-40.0	+18.9	Ant1
6	3334.300M Ave	44.5	+9.9	+1.0	-107.0		+0.0	-51.6	-40.0	-11.6	Ant1
^	3334.300M	70.2	+9.9	+1.0	-107.0		+0.0	-25.9	-40.0	+14.1	Ant1
8	3491.890M Ave	42.5	+9.9	+1.0	-107.0		+0.0	-53.6	-40.0	-13.6	Ant1
^	3491.890M	64.7	+9.9	+1.0	-107.0		+0.0	-31.4	-40.0	+8.6	Ant1
10	3148.900M Ave	42.4	+9.9	+0.9	-107.0		+0.0	-53.8	-40.0	-13.8	Ant1
^	3148.900M	67.9	+9.9	+0.9	-107.0		+0.0	-28.3	-40.0	+11.7	Ant1
12	3396.100M Ave	40.9	+9.9	+1.0	-107.0		+0.0	-55.2	-40.0	-15.2	Ant1
^	3396.100M	67.7	+9.9	+1.0	-107.0		+0.0	-28.4	-40.0	+11.6	Ant1
14	3448.630M Ave	40.7	+9.9	+1.0	-107.0		+0.0	-55.4	-40.0	-15.4	Ant1
^	3448.630M	63.6	+9.9	+1.0	-107.0		+0.0	-32.5	-40.0	+7.5	Ant1
16	3002.640M Ave	34.9	+9.9	+0.9	-107.0		+0.0	-61.3	-40.0	-21.3	Ant1
^	3002.640M	59.9	+9.9	+0.9	-107.0		+0.0	-36.3	-40.0	+3.7	Ant1
18	2868.740M Ave	34.0	+9.9	+0.9	-107.0		+0.0	-62.2	-40.0	-22.2	Ant1
^	2868.740M	60.2	+9.9	+0.9	-107.0		+0.0	-36.0	-40.0	+4.0	Ant1
20	2912.000M Ave	33.0	+9.9	+0.9	-107.0		+0.0	-63.2	-40.0	-23.2	Ant1
^	2912.000M	57.6	+9.9	+0.9	-107.0		+0.0	-38.6	-40.0	+1.4	Ant1
22	629.500M Ave	18.3	+9.9	+0.4	-107.0		+0.0	-78.4	-40.0	-38.4	Ant1
^	629.500M	58.3	+9.9	+0.4	-107.0		+0.0	-38.4	-40.0	+1.6	Ant1

24 Ave	601.500M	17.7	+9.9	+0.4	-107.0	+0.0	-79.0	-40.0	-39.0	Ant1
^	601.500M	55.0	+9.9	+0.4	-107.0	+0.0	-41.7	-40.0	-1.7	Ant1
26 Ave	318.000M	16.8	+9.9	+0.3	-107.0	+0.0	-80.0	-40.0	-40.0	Ant1
^	318.000M	54.2	+9.9	+0.3	-107.0	+0.0	-42.6	-40.0	-2.6	Ant1
28 Ave	392.500M	16.8	+9.9	+0.3	-107.0	+0.0	-80.0	-40.0	-40.0	Ant1
^	392.500M	55.2	+9.9	+0.3	-107.0	+0.0	-41.6	-40.0	-1.6	Ant1
30 Ave	453.000M	16.0	+9.9	+0.4	-107.0	+0.0	-80.7	-40.0	-40.7	Ant1
^	453.000M	56.0	+9.9	+0.4	-107.0	+0.0	-40.7	-40.0	-0.7	Ant1
32 Ave	500.000M	15.8	+9.9	+0.4	-107.0	+0.0	-80.9	-40.0	-40.9	Ant1
^	500.000M	53.5	+9.9	+0.4	-107.0	+0.0	-43.2	-40.0	-3.2	Ant1
34 Ave	294.000M	15.3	+9.9	+0.3	-107.0	+0.0	-81.5	-40.0	-41.5	Ant1
^	294.000M	53.5	+9.9	+0.3	-107.0	+0.0	-43.3	-40.0	-3.3	Ant1

Test Location:	CKC Laboratories Inc. • 5046 Sierra Pines Drive • Mariposa, CA 95338 • 209-966-5240		
Customer:	**Mercury Wireless**		
Specification:	**47 CFR §96.41e Spurious Emissions**		
Work Order #:	**103300**	Date:	3/6/2020
Test Type:	**Conducted Emissions**	Time:	11:33:34
Tested By:	Benny Lovan	Sequence#:	18
Software:	EMITest 5.03.12		120V 60Hz

Equipment Tested:

Device	Manufacturer	Model #	S/N
Configuration 1			

Support Equipment:

Device	Manufacturer	Model #	S/N
Configuration 1			

Test Conditions / Notes:

Conducted Spurious Emissions 3.72 - 37 GHz

Temperature: 23°C
Humidity: 28%
Atmospheric Pressure: 102.5 kPa

Transmit Frequency Range: 3550 - 3700

RBW:
200Hz (9k - 150k),
9kHz (150k-30M),
1MHz (30MHz - 37GHz)

VBW: 3x RBW

Transmitter Settings:
Transmit Frequency: 3695 MHz
Modulation: QAM64
Channel Bandwidth: 10MHz
Output Power Software Setting: 33

The EUT is a CBSD and is located on a table, directly connected to a spectrum analyzer through 10dB of attenuation. The unit was programmed to output the transmitter settings specified above in a continuous transmit mode.

Antenna 1 through 6 are multiplexed from one radio. All 6 channels will have the same output simultaneously in normal operation. Preliminary investigatory measurements showed that all 6 ports were identical and therefore spurious emissions are only being performed on Antenna Port 1.

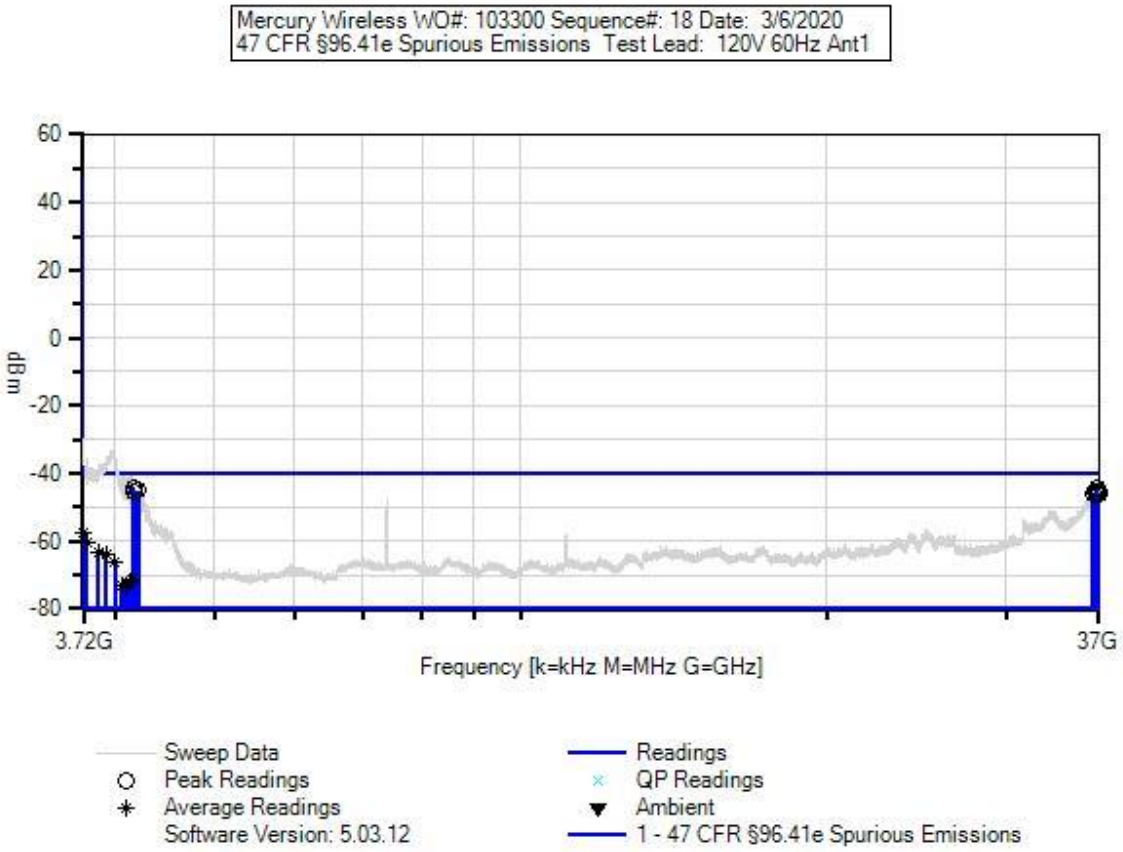

Test Equipment:

ID	Asset #	Description	Model	Calibration Date	Cal Due Date
	AN02668	Spectrum Analyzer	E4446A	12/17/2019	12/17/2020
T1	ANP06239	Attenuator	54A-10	12/18/2018	12/18/2020
T2	AN03356	Cable	32026-2-29094K-48TC	3/14/2019	3/14/2021
T3	ANdBuV	Unit Conversion		8/24/2018	8/24/2022

Measurement Data: Reading listed by margin. Test Lead: Ant1

#	Freq MHz	Rdng dBµV	T1 dB	T2 dB	T3 dB	dB	Dist Table	Corr dBm	Spec dBm	Margin dB	Polar Ant
1	4167.447M	51.8	+9.9	+1.1	-107.0		+0.0	-44.2	-40.0	-4.2	Ant1
2	36794.249 M	48.8	+10.4	+3.4	-107.0		+0.0	-44.4	-40.0	-4.4	Ant1
3	4217.497M	50.9	+9.9	+1.1	-107.0		+0.0	-45.1	-40.0	-5.1	Ant1
4	4174.454M	50.7	+9.9	+1.1	-107.0		+0.0	-45.3	-40.0	-5.3	Ant1
5	36761.151 M	47.9	+10.4	+3.4	-107.0		+0.0	-45.3	-40.0	-5.3	Ant1
6	36793.014 M	47.9	+10.4	+3.4	-107.0		+0.0	-45.3	-40.0	-5.3	Ant1
7	36979.005 M	47.7	+10.4	+3.4	-107.0		+0.0	-45.5	-40.0	-5.5	Ant1
8	36764.856 M	47.6	+10.4	+3.4	-107.0		+0.0	-45.6	-40.0	-5.6	Ant1
9	36642.890 M	47.6	+10.4	+3.3	-107.0		+0.0	-45.7	-40.0	-5.7	Ant1
10	36846.366 M	47.5	+10.4	+3.4	-107.0		+0.0	-45.7	-40.0	-5.7	Ant1
11	36877.735 M	47.4	+10.4	+3.4	-107.0		+0.0	-45.8	-40.0	-5.8	Ant1
12	36437.685 M	47.3	+10.5	+3.3	-107.0		+0.0	-45.9	-40.0	-5.9	Ant1
13	36782.393 M	47.2	+10.4	+3.4	-107.0		+0.0	-46.0	-40.0	-6.0	Ant1
14	36931.334 M	47.2	+10.4	+3.4	-107.0		+0.0	-46.0	-40.0	-6.0	Ant1
15	3722.002M Ave	38.8	+9.9	+1.0	-107.0		+0.0	-57.3	-40.0	-17.3	Ant1
^	3722.002M	66.4	+9.9	+1.0	-107.0		+0.0	-29.7	-40.0	+10.3	Ant1
17	3751.031M Ave	35.9	+9.9	+1.0	-107.0		+0.0	-60.2	-40.0	-20.2	Ant1
^	3751.031M	60.7	+9.9	+1.0	-107.0		+0.0	-35.4	-40.0	+4.6	Ant1

19	3849.129M Ave	32.7	+9.9	+1.0	-107.0	+0.0	-63.4	-40.0	-23.4	Ant1
^	3849.129M	58.4	+9.9	+1.0	-107.0	+0.0	-37.7	-40.0	+2.3	Ant1
21	3920.200M Ave	32.2	+9.9	+1.0	-107.0	+0.0	-63.9	-40.0	-23.9	Ant1
^	3920.200M	61.0	+9.9	+1.0	-107.0	+0.0	-35.1	-40.0	+4.9	Ant1
23	3995.275M Ave	30.1	+9.9	+1.1	-107.0	+0.0	-65.9	-40.0	-25.9	Ant1
^	3995.275M	64.1	+9.9	+1.1	-107.0	+0.0	-31.9	-40.0	+8.1	Ant1
25	4151.431M Ave	24.5	+9.9	+1.1	-107.0	+0.0	-71.5	-40.0	-31.5	Ant1
^	4151.431M	54.8	+9.9	+1.1	-107.0	+0.0	-41.2	-40.0	-1.2	Ant1
27	4144.424M Ave	24.4	+9.9	+1.1	-107.0	+0.0	-71.6	-40.0	-31.6	Ant1
^	4144.424M	55.4	+9.9	+1.1	-107.0	+0.0	-40.6	-40.0	-0.6	Ant1
29	4131.411M Ave	24.0	+9.9	+1.1	-107.0	+0.0	-72.0	-40.0	-32.0	Ant1
^	4131.411M	54.4	+9.9	+1.1	-107.0	+0.0	-41.6	-40.0	-1.6	Ant1
31	4126.406M Ave	23.8	+9.9	+1.1	-107.0	+0.0	-72.2	-40.0	-32.2	Ant1
^	4126.406M	55.1	+9.9	+1.1	-107.0	+0.0	-40.9	-40.0	-0.9	Ant1
33	4062.342M Ave	23.0	+9.9	+1.1	-107.0	+0.0	-73.0	-40.0	-33.0	Ant1
^	4062.342M	55.3	+9.9	+1.1	-107.0	+0.0	-40.7	-40.0	-0.7	Ant1
35	4094.374M Ave	23.0	+9.9	+1.1	-107.0	+0.0	-73.0	-40.0	-33.0	Ant1
^	4094.374M	54.8	+9.9	+1.1	-107.0	+0.0	-41.2	-40.0	-1.2	Ant1

Test Setup Photo(s)



96.41g Peak to Average Power Ratio (PAPR)

Test Setup/Conditions			
Test Location:	Mariposa Lab Bench	Test Engineer:	Benny Lovan
Test Method:	ANSI C63.26 (2015), KDB 940660	Test Date(s):	4/23/2020
Configuration:	2		
Test Setup:	The EUT is connected directly to the spectrum analyzer through 10.9dB of loss from the attenuator/cable chain used for measurement. A CPE was brought in for communication to the base station which would simulate real world data being transmitted from the base station. The analyzer was connected directly and this measurement was made using a CCDF function.		
Declaration:	Software output power setting was varied dependent upon channel bandwidth setting. See tables below for software setting.		

Environmental Conditions			
Temperature (ºC)	21.1	Relative Humidity (%):	47

Test Equipment					
Asset#	Description	Manufacturer	Model	Cal Date	Cal Due
02668	Spectrum Analyzer	Agilent	E4446A	12/17/2019	12/17/2020
03356	Cable	AstroLab	32026-2-29094K-48TC	3/14/2019	3/14/2021
P06239	Attenuator	Weinschel	54A-10	12/18/2018	12/18/2020

Test Data Summary					
Frequency (MHz)	Antenna Port	Modulation	Measured Peak to Average Ratio (dB) @ 0.1% Probability	Limit (dB)	Results
3.5 MHz Channel Spacing - (Software Output Setting 31)					
3552.5	1	QPSK	10.44	13	Pass
3625	1	QPSK	9.94	13	Pass
3697.5	1	QPSK	9.90	13	Pass
3552.5	1	QAM16	10.10	13	Pass
3625	1	QAM16	9.99	13	Pass
3697.5	1	QAM16	10.28	13	Pass
3552.5	1	QAM64	9.97	13	Pass
3625	1	QAM64	9.63	13	Pass
3697.5	1	QAM64	10.07	13	Pass
5 MHz Channel Spacing - (Software Output Setting 32)					
3552.5	1	QPSK	10.57	13	Pass
3625	1	QPSK	9.54	13	Pass
3697.5	1	QPSK	10.38	13	Pass
3552.5	1	QAM16	10.33	13	Pass
3625	1	QAM16	9.99	13	Pass
3697.5	1	QAM16	10.38	13	Pass
3552.5	1	QAM64	10.45	13	Pass
3625	1	QAM64	9.95	13	Pass
3697.5	1	QAM64	10.01	13	Pass
7 MHz Channel Spacing - (Software Output Setting 32)					
3553.5	1	QPSK	11.39	13	Pass
3625	1	QPSK	10.70	13	Pass
3696.5	1	QPSK	11.05	13	Pass
3553.5	1	QAM16	11.17	13	Pass
3625	1	QAM16	10.40	13	Pass
3696.5	1	QAM16	11.08	13	Pass
3553.5	1	QAM64	10.88	13	Pass
3625	1	QAM64	11.57	13	Pass
3696.5	1	QAM64	10.81	13	Pass
10 MHz Channel Spacing - (Software Output Setting 33)					
3555	1	QPSK	11.05	13	Pass
3625	1	QPSK	11.49	13	Pass
3695	1	QPSK	11.15	13	Pass
3555	1	QAM16	10.99	13	Pass
3625	1	QAM16	11.51	13	Pass
3695	1	QAM16	10.76	13	Pass
3555	1	QAM64	10.85	13	Pass
3625	1	QAM64	11.36	13	Pass
3695	1	QAM64	11.72	13	Pass

Plot(s)

Channel Bandwidth 3.5MHz

QAM16

Low Channel

Middle Channel

High Channel

QAM64

Low Channel

Middle Channel

High Channel

QPSK

Low Channel

Middle Channel

High Channel

Channel Bandwidth 5MHz

QAM16

Low Channel

Middle Channel

High Channel

QAM64

Low Channel

Middle Channel

High Channel

QPSK

Low Channel

Middle Channel

High Channel

Channel Bandwidth 7MHz

QAM16

Low Channel

Middle Channel

High Channel