Detector mode: Peak **Polarity: Horizontal**

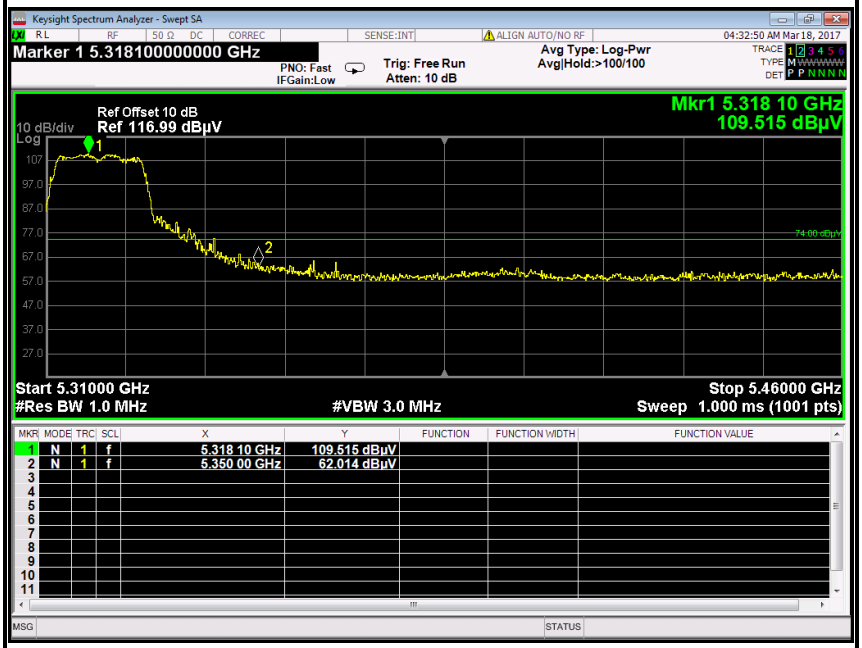

Detector mode: Average **Polarity: Horizontal**

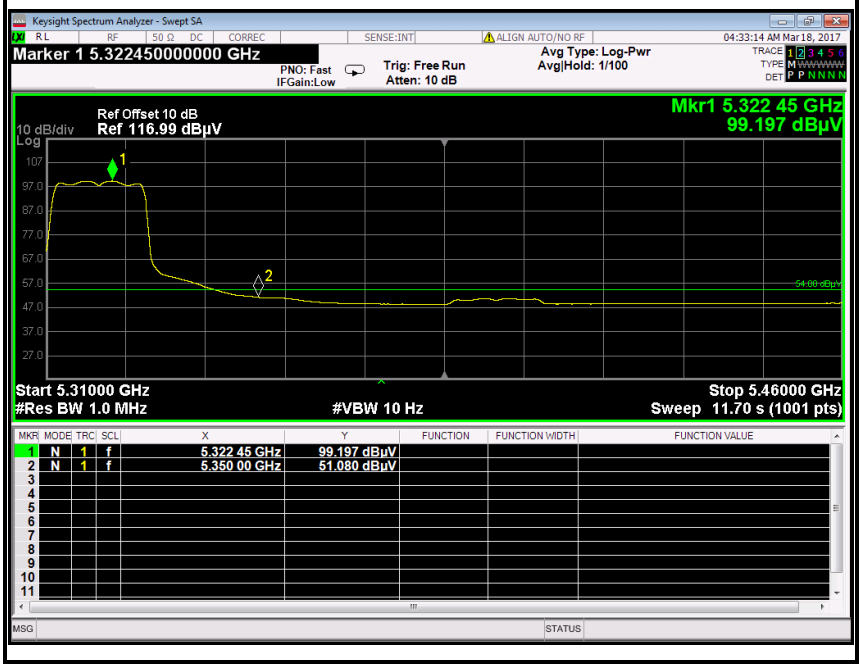

No.	Frequency (MHz)	Reading (dBuV)	Corrected (dB/m)	Result (dBuV/m)	Limit (dBuV/m)	Margin (dB)	Detector	Antenna Pole
1	5350.0000	67.61	5.60	62.01	74.00	-11.99	Peak	Horizontal
2	5350.0000	56.68	5.60	51.08	54.00	-2.92	Average	Horizontal

This report shall not be reproduced except in full, without the written approval of Compliance Certification Services.

IEEE 802.11n HT 20 MHz mode / 5180 MHz

Detector mode: Peak **Polarity: Vertical**

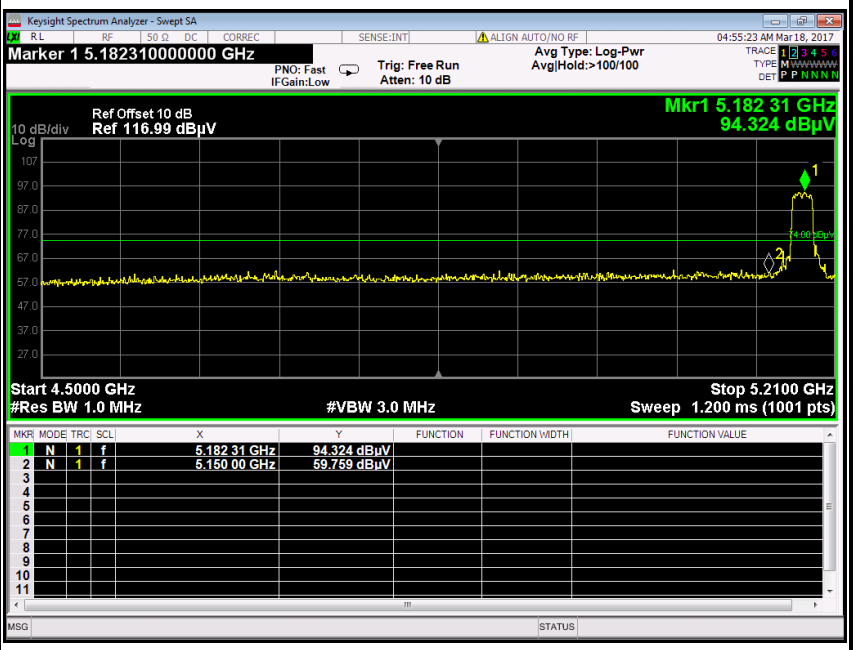

Detector mode: Average **Polarity: Vertical**

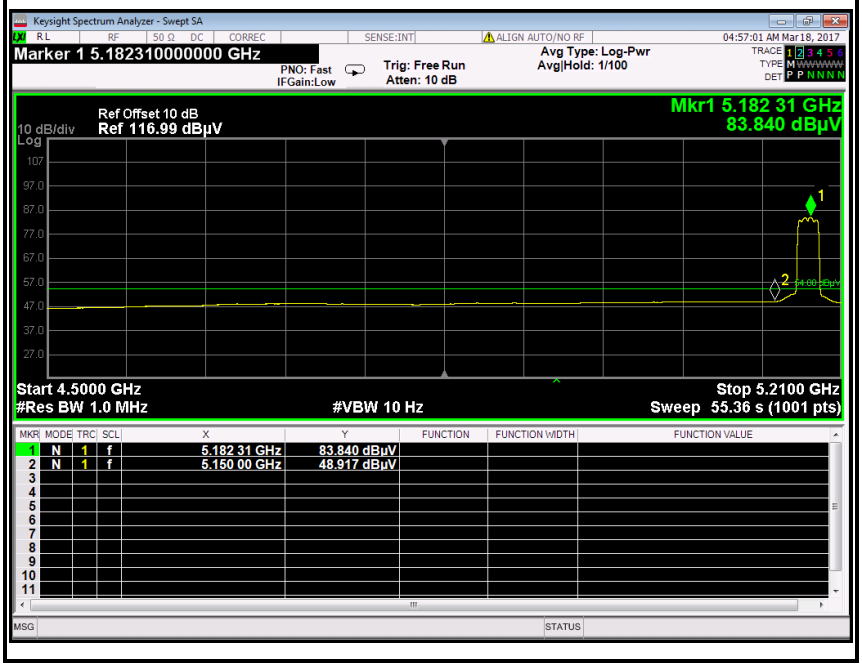

No.	Frequency (MHz)	Reading (dBuV)	Corrected (dB/m)	Result (dBuV/m)	Limit (dBuV/m)	Margin (dB)	Detector	Antenna Pole
1	5150.0000	65.36	5.60	59.76	74.00	-14.24	Peak	Vertical
2	5150.0000	54.52	5.60	48.92	54.00	-5.08	Average	Vertical

This report shall not be reproduced except in full, without the written approval of Compliance Certification Services.

Detector mode: Peak **Polarity: Horizontal**

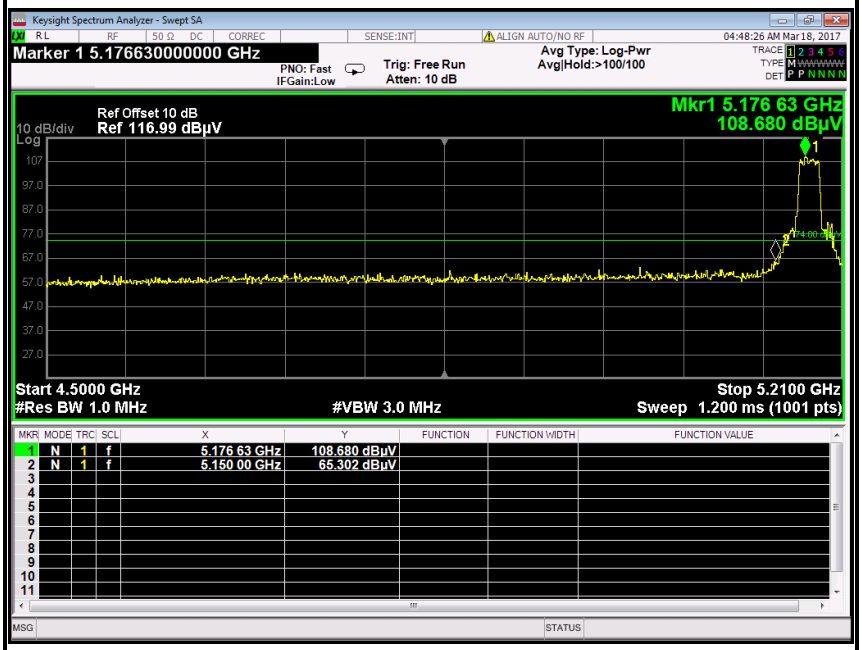

Detector mode: Average **Polarity: Horizontal**

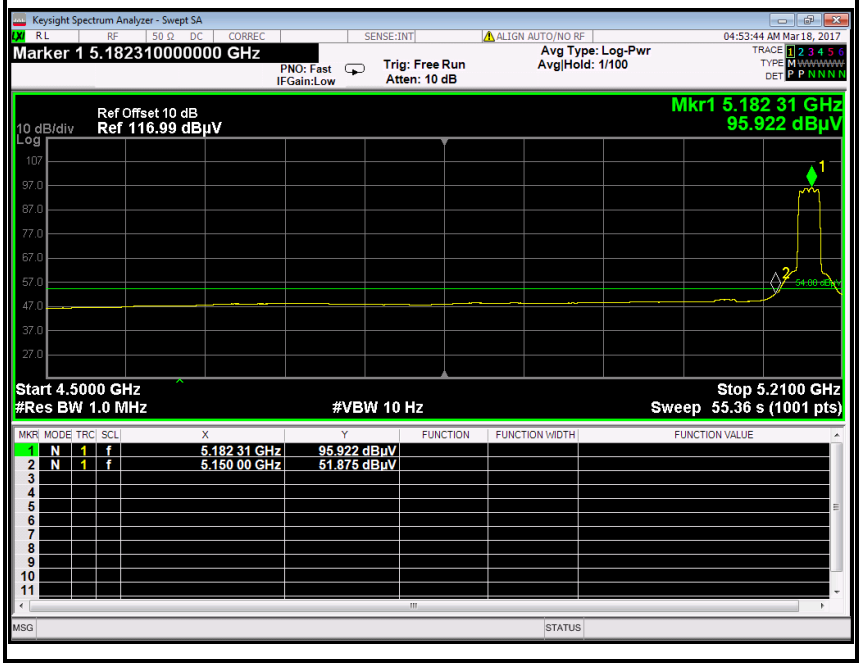

No.	Frequency (MHz)	Reading (dBuV)	Corrected (dB/m)	Result (dBuV/m)	Limit (dBuV/m)	Margin (dB)	Detector	Antenna Pole
1	5150.0000	70.90	5.60	65.30	74.00	-8.70	Peak	Horizontal
2	5150.0000	57.48	5.60	51.88	54.00	-2.13	Average	Horizontal

This report shall not be reproduced except in full, without the written approval of Compliance Certification Services.

IEEE 802.11n HT 20 MHz mode / 5320 MHz

Detector mode: Peak **Polarity: Vertical**

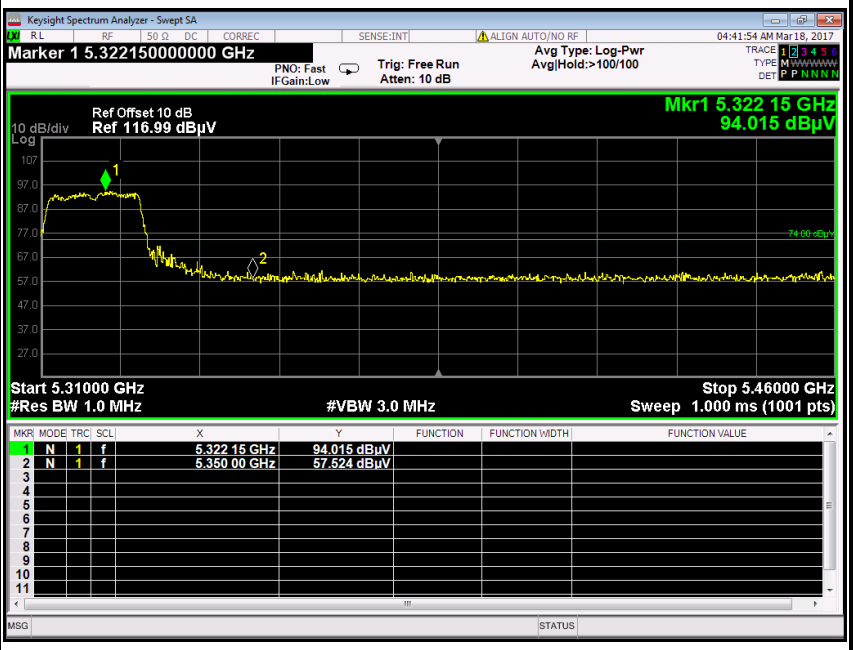

Detector mode: Average **Polarity: Vertical**

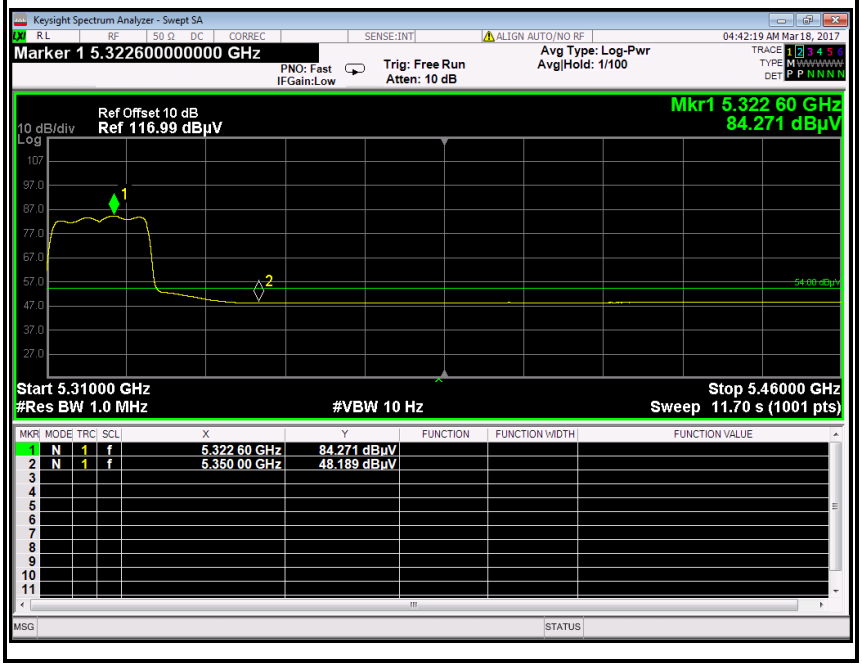

No.	Frequency (MHz)	Reading (dBuV)	Corrected (dB/m)	Result (dBuV/m)	Limit (dBuV/m)	Margin (dB)	Detector	Antenna Pole
1	5350.0000	63.12	5.60	57.52	74.00	-16.48	Peak	Vertical
2	5350.0000	53.79	5.60	48.19	54.00	-5.81	Average	Vertical

This report shall not be reproduced except in full, without the written approval of Compliance Certification Services.

Detector mode: Peak **Polarity: Horizontal**

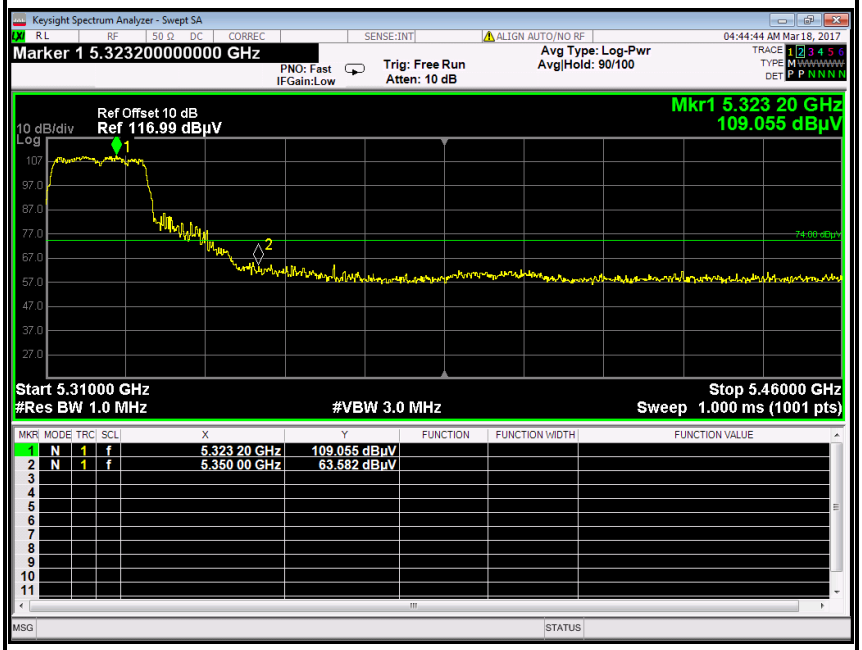

Detector mode: Average **Polarity: Horizontal**

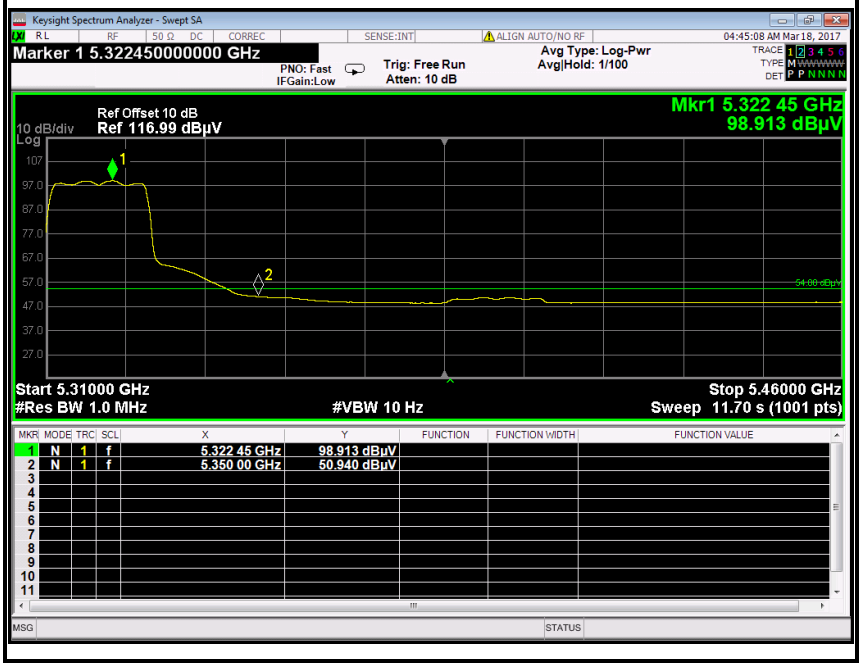

No.	Frequency (MHz)	Reading (dBuV)	Corrected (dB/m)	Result (dBuV/m)	Limit (dBuV/m)	Margin (dB)	Detector	Antenna Pole
1	5350.0000	69.18	5.60	63.58	74.00	-10.42	Peak	Horizontal
2	5350.0000	56.54	5.60	50.94	54.00	-3.06	Average	Horizontal

This report shall not be reproduced except in full, without the written approval of Compliance Certification Services.

IEEE 802.11n HT 40 MHz mode / 5190 MHz

Detector mode: Peak **Polarity: Vertical**

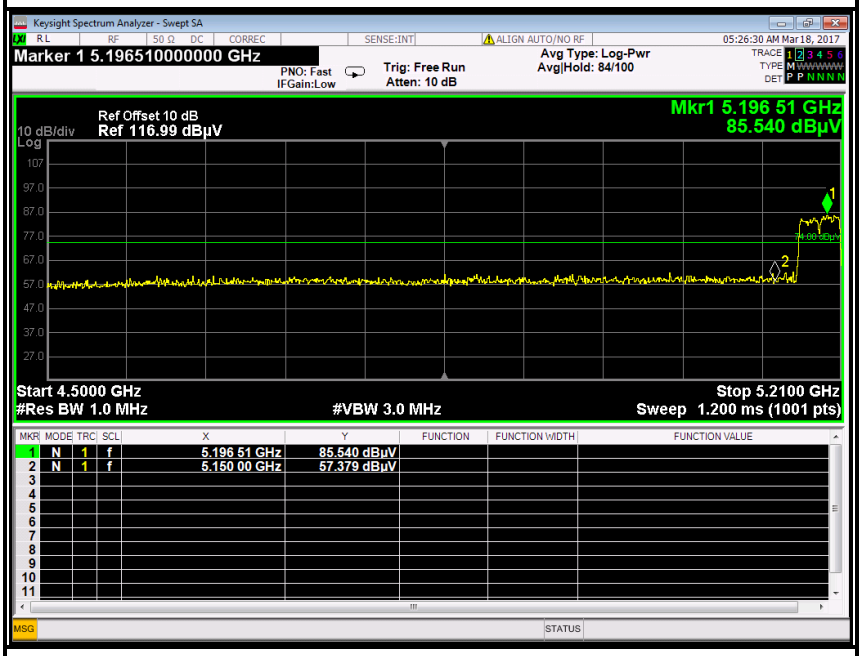

Detector mode: Average **Polarity: Vertical**

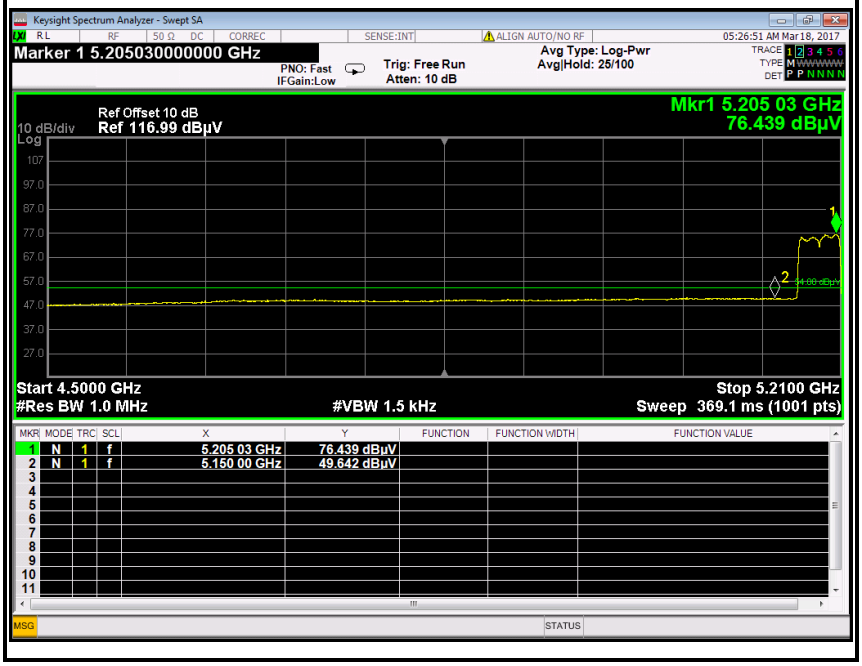

No.	Frequency (MHz)	Reading (dBuV)	Corrected (dB/m)	Result (dBuV/m)	Limit (dBuV/m)	Margin (dB)	Detector	Antenna Pole
1	5150.0000	62.98	5.60	57.38	74.00	-16.62	Peak	Vertical
2	5150.0000	55.24	5.60	49.64	54.00	-4.36	Average	Vertical

This report shall not be reproduced except in full, without the written approval of Compliance Certification Services.

Detector mode: Peak **Polarity: Horizontal**

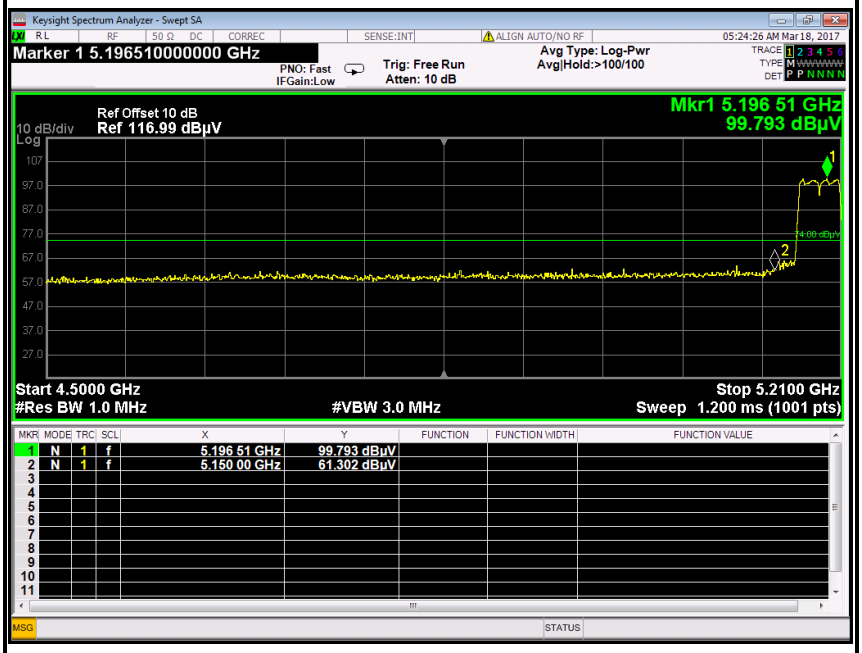

Detector mode: Average **Polarity: Horizontal**

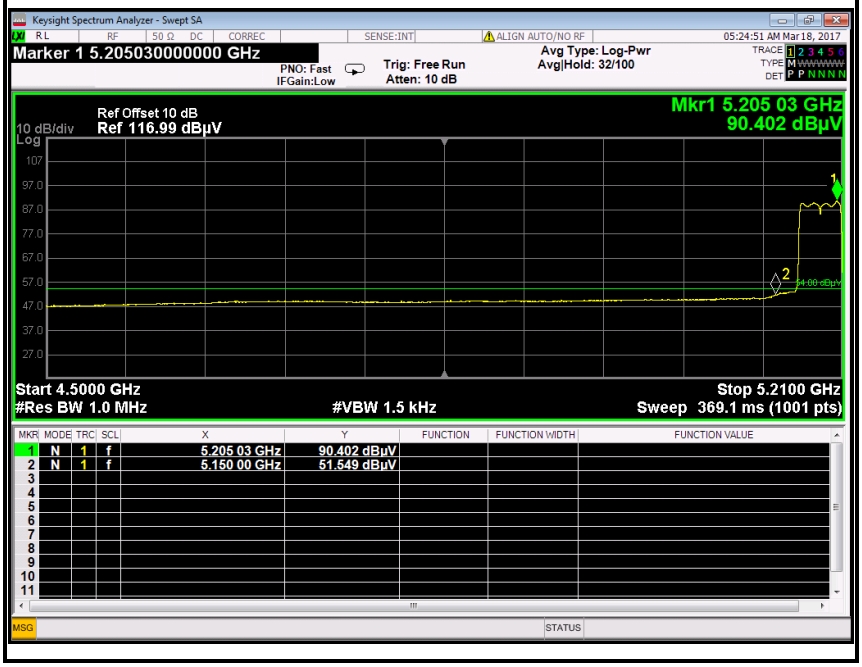

No.	Frequency (MHz)	Reading (dBuV)	Corrected (dB/m)	Result (dBuV/m)	Limit (dBuV/m)	Margin (dB)	Detector	Antenna Pole
1	5150.0000	66.90	5.60	61.30	74.00	-12.70	Peak	Horizontal
2	5150.0000	57.15	5.60	51.55	54.00	-2.45	Average	Horizontal

This report shall not be reproduced except in full, without the written approval of Compliance Certification Services.

IEEE 802.11n HT 40 MHz mode / 5310 MHz

Detector mode: Peak **Polarity: Vertical**

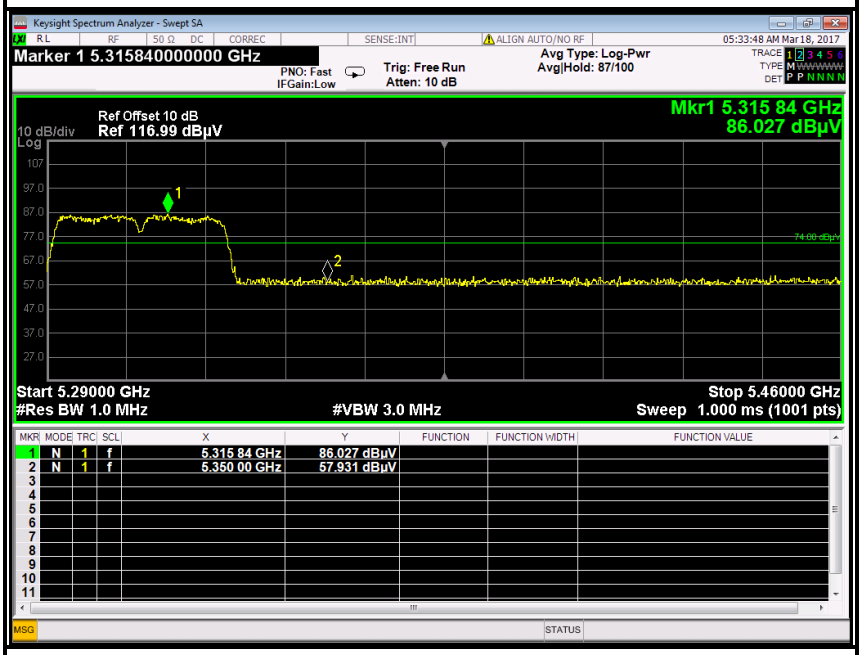

Detector mode: Average **Polarity: Vertical**

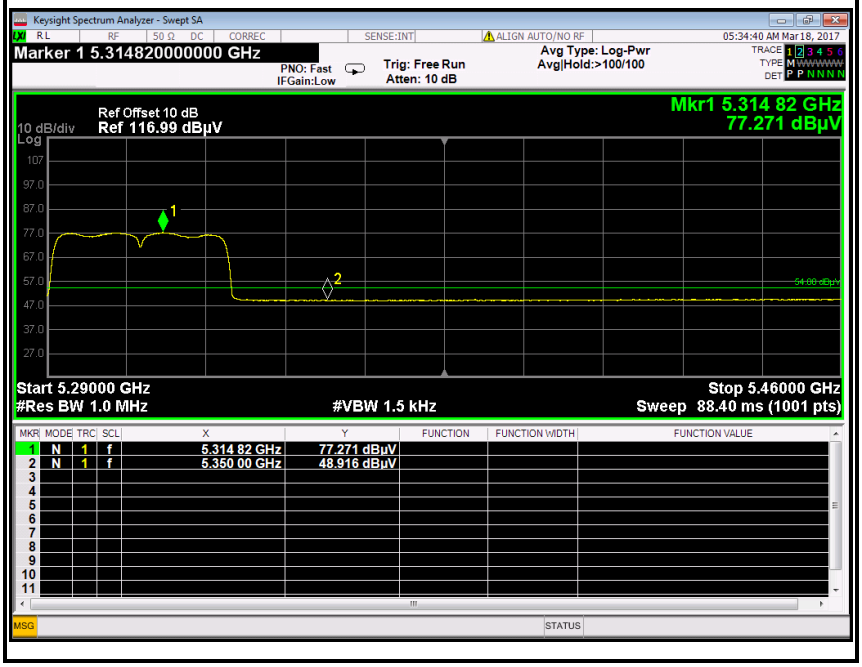

No.	Frequency (MHz)	Reading (dBuV)	Corrected (dB/m)	Result (dBuV/m)	Limit (dBuV/m)	Margin (dB)	Detector	Antenna Pole
1	5350.0000	63.53	5.60	57.93	74.00	-16.07	Peak	Vertical
2	5350.0000	54.52	5.60	48.92	54.00	-5.08	Average	Vertical

This report shall not be reproduced except in full, without the written approval of Compliance Certification Services.

Detector mode: Peak **Polarity: Horizontal**

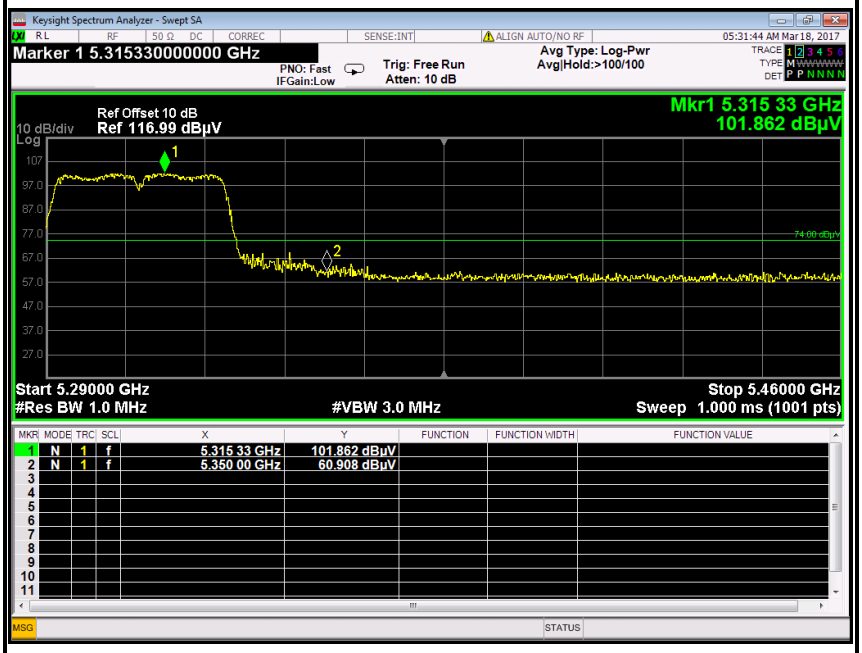

Detector mode: Average **Polarity: Horizontal**

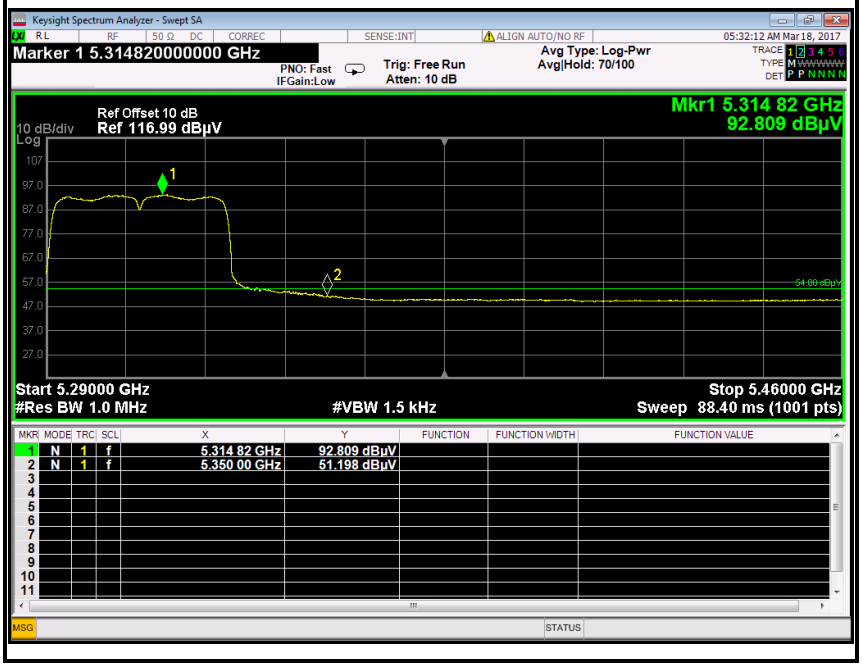

No.	Frequency (MHz)	Reading (dBuV)	Corrected (dB/m)	Result (dBuV/m)	Limit (dBuV/m)	Margin (dB)	Detector	Antenna Pole
1	5350.0000	66.51	5.60	60.91	74.00	-13.09	Peak	Horizontal
2	5350.0000	56.80	5.60	51.20	54.00	-2.80	Average	Horizontal

This report shall not be reproduced except in full, without the written approval of Compliance Certification Services.

IEEE 802.11ac 20 mode / 5180 MHz

Detector mode: Peak **Polarity: Vertical**

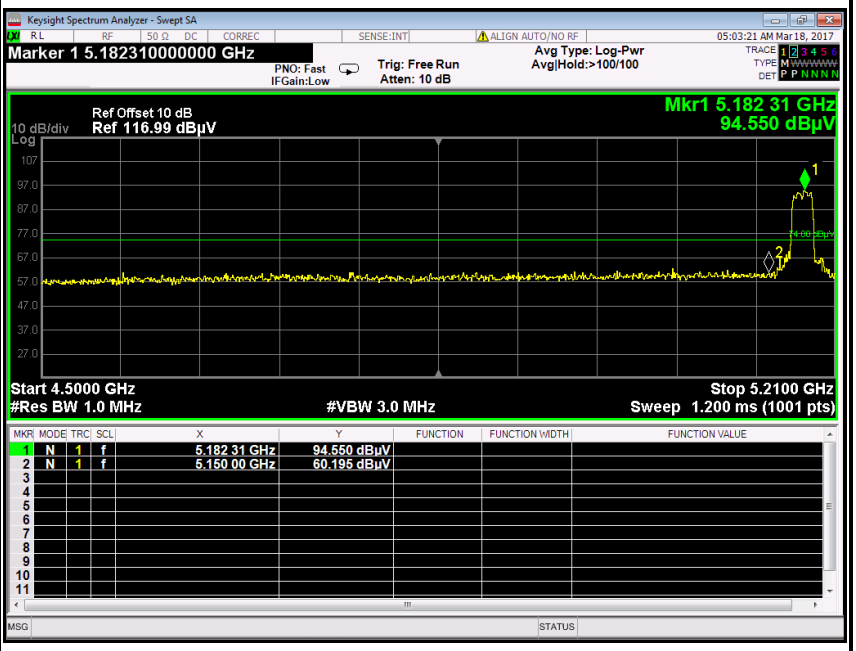

Detector mode: Average **Polarity: Vertical**

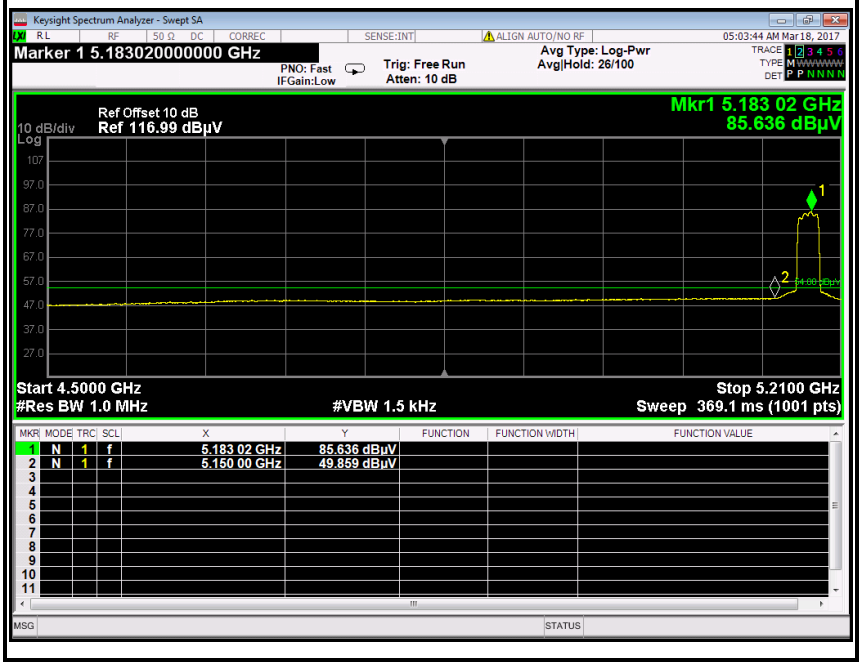

No.	Frequency (MHz)	Reading (dBuV)	Corrected (dB/m)	Result (dBuV/m)	Limit (dBuV/m)	Margin (dB)	Detector	Antenna Pole
1	5150.0000	65.80	5.60	60.20	74.00	-13.81	Peak	Vertical
2	5150.0000	55.46	5.60	49.86	54.00	-4.14	Average	Vertical

This report shall not be reproduced except in full, without the written approval of Compliance Certification Services.

Detector mode: Peak **Polarity: Horizontal**

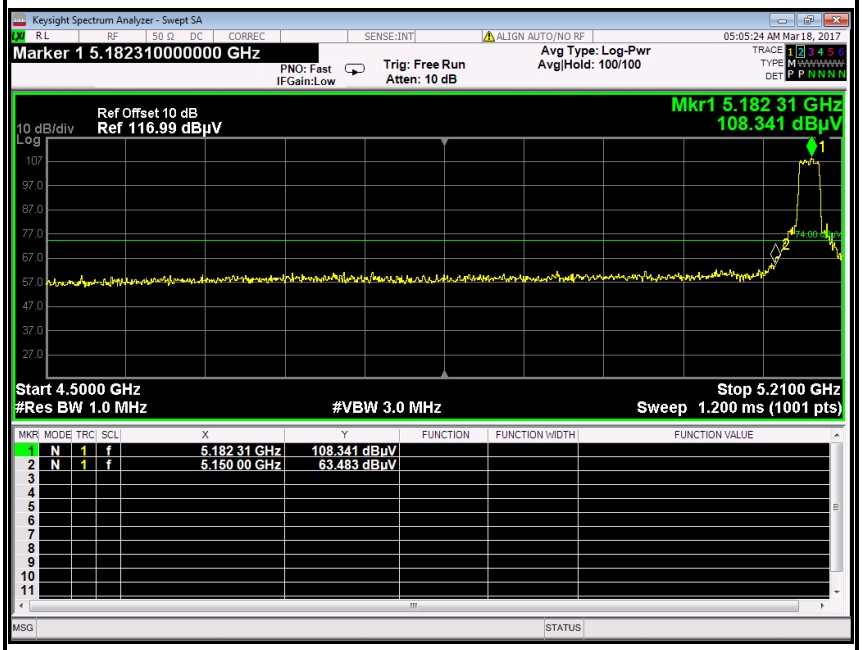

Detector mode: Average **Polarity: Horizontal**

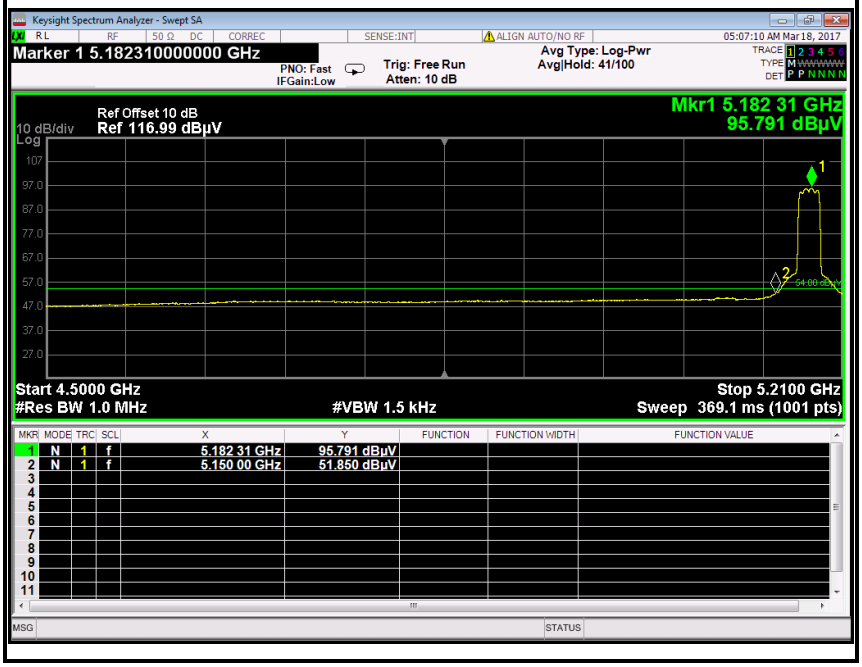

No.	Frequency (MHz)	Reading (dBuV)	Corrected (dB/m)	Result (dBuV/m)	Limit (dBuV/m)	Margin (dB)	Detector	Antenna Pole
1	5150.0000	69.08	5.60	63.48	74.00	-10.52	Peak	Horizontal
2	5150.0000	57.45	5.60	51.85	54.00	-2.15	Average	Horizontal

This report shall not be reproduced except in full, without the written approval of Compliance Certification Services.

IEEE 802.11ac 20 mode / 5320 MHz

Detector mode: Peak **Polarity: Vertical**

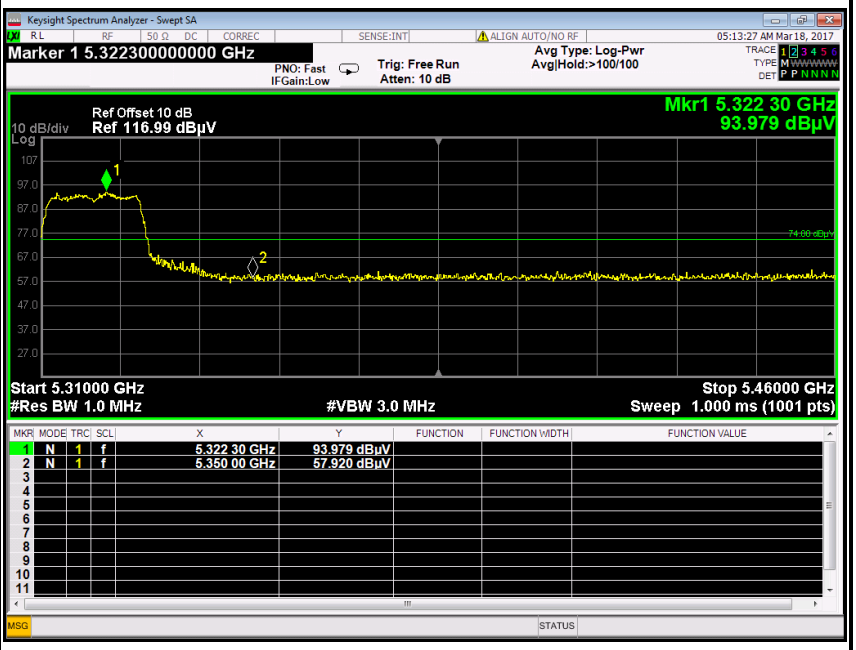

Detector mode: Average **Polarity: Vertical**

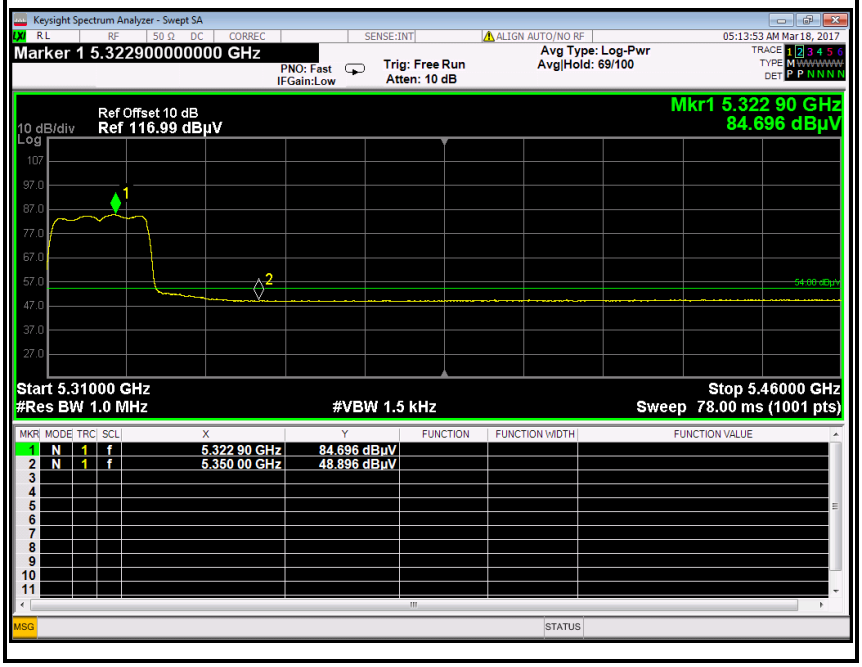

No.	Frequency (MHz)	Reading (dBuV)	Corrected (dB/m)	Result (dBuV/m)	Limit (dBuV/m)	Margin (dB)	Detector	Antenna Pole
1	5350.0000	63.52	5.60	57.92	74.00	-16.08	Peak	Vertical
2	5350.0000	54.50	5.60	48.90	54.00	-5.10	Average	Vertical

This report shall not be reproduced except in full, without the written approval of Compliance Certification Services.

Detector mode: Peak **Polarity: Horizontal**

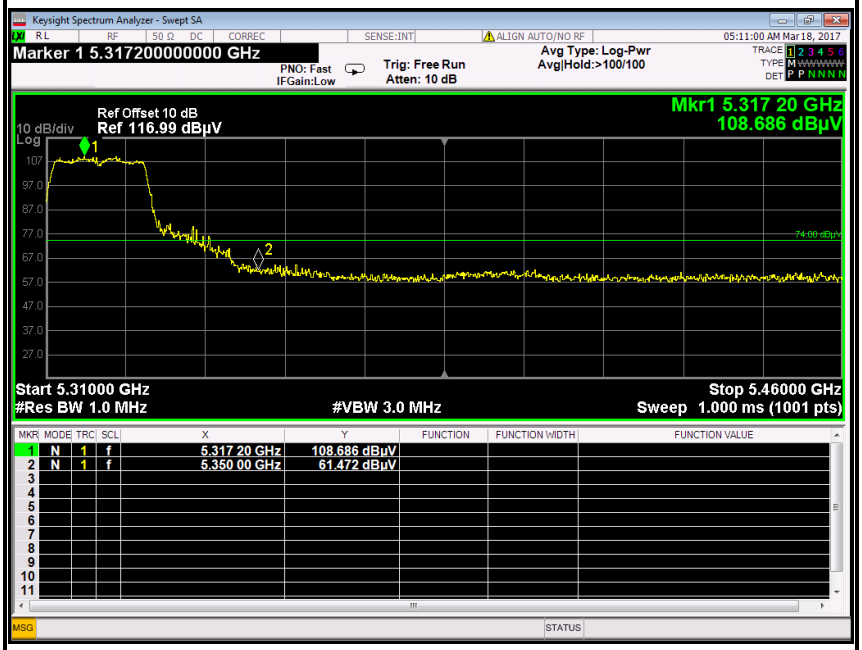

Detector mode: Average **Polarity: Horizontal**

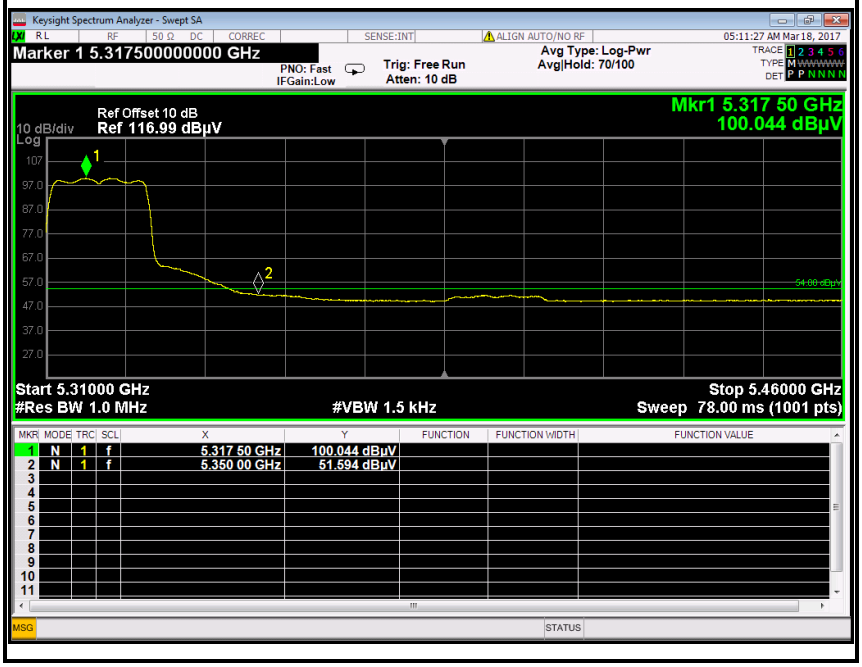

No.	Frequency (MHz)	Reading (dBuV)	Corrected (dB/m)	Result (dBuV/m)	Limit (dBuV/m)	Margin (dB)	Detector	Antenna Pole
1	5350.0000	67.07	5.60	61.47	74.00	-12.53	Peak	Horizontal
2	5350.0000	57.19	5.60	51.59	54.00	-2.41	Average	Horizontal

This report shall not be reproduced except in full, without the written approval of Compliance Certification Services.

IEEE 802.11ac 40 mode / 5190 MHz

Detector mode: Peak **Polarity: Vertical**

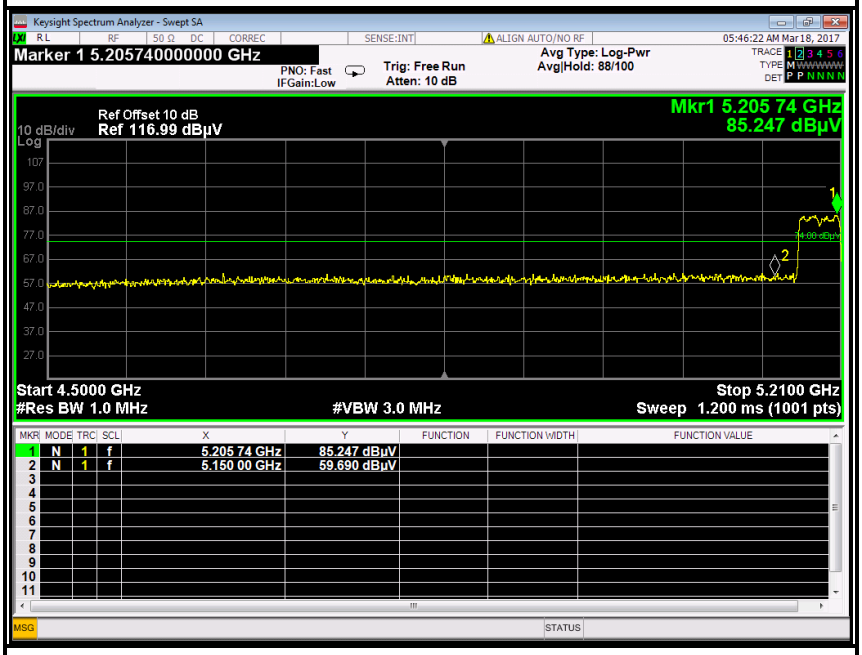

Detector mode: Average **Polarity: Vertical**

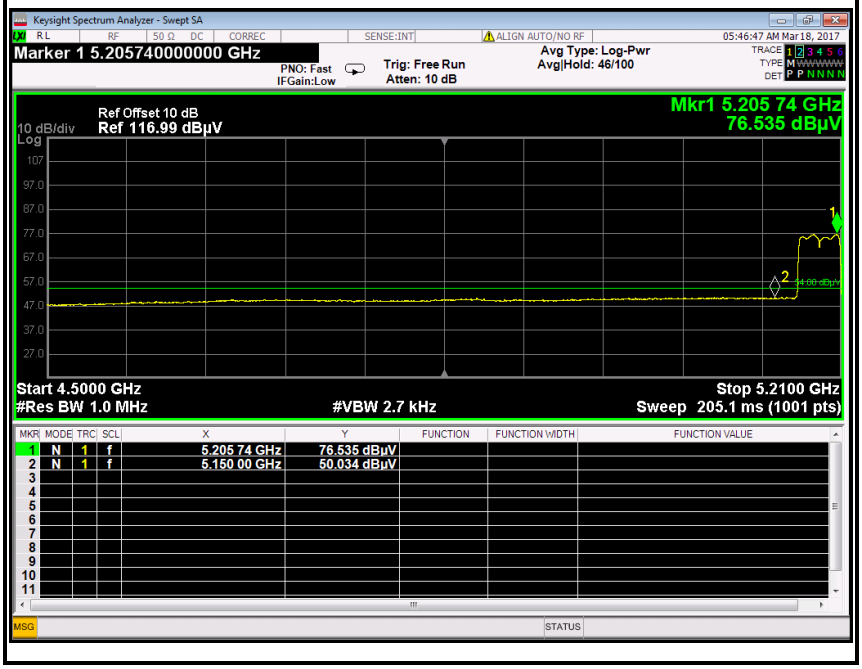

No.	Frequency (MHz)	Reading (dBuV)	Corrected (dB/m)	Result (dBuV/m)	Limit (dBuV/m)	Margin (dB)	Detector	Antenna Pole
1	5150.0000	65.29	5.60	59.69	74.00	-14.31	Peak	Vertical
2	5150.0000	55.63	5.60	50.03	54.00	-3.97	Average	Vertical

This report shall not be reproduced except in full, without the written approval of Compliance Certification Services.

Detector mode: Peak **Polarity: Horizontal**

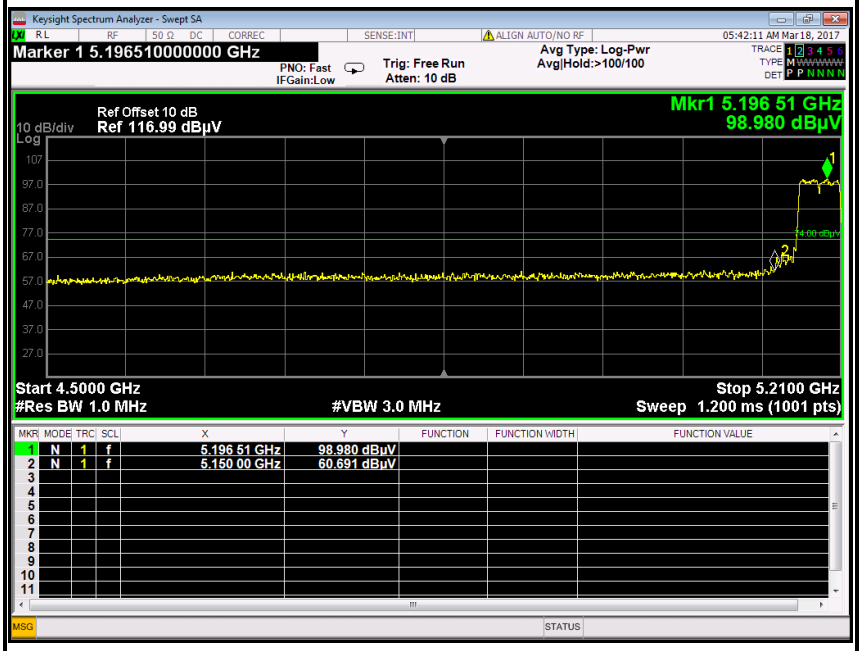

Detector mode: Average **Polarity: Horizontal**

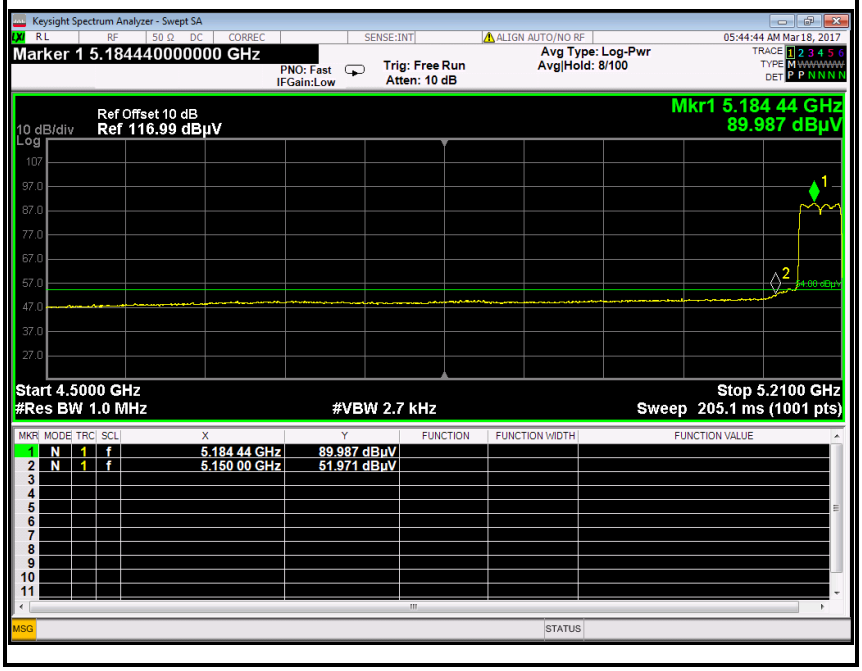

No.	Frequency (MHz)	Reading (dBuV)	Corrected (dB/m)	Result (dBuV/m)	Limit (dBuV/m)	Margin (dB)	Detector	Antenna Pole
1	5150.0000	66.29	5.60	60.69	74.00	-13.31	Peak	Horizontal
2	5150.0000	57.57	5.60	51.97	54.00	-2.03	Average	Horizontal

This report shall not be reproduced except in full, without the written approval of Compliance Certification Services.

IEEE 802.11ac 40 mode / 5310 MHz

Detector mode: Peak **Polarity: Vertical**

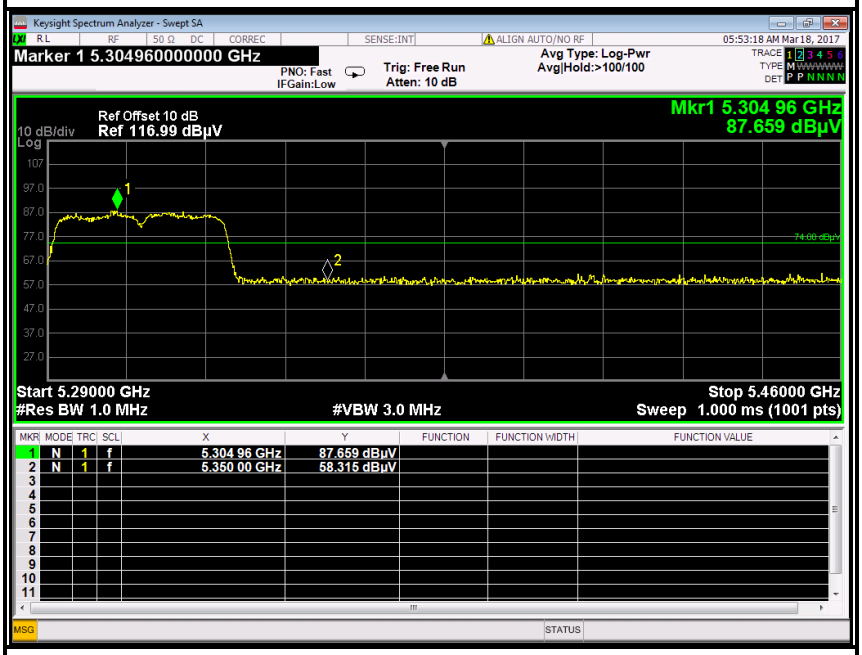

Detector mode: Average **Polarity: Vertical**

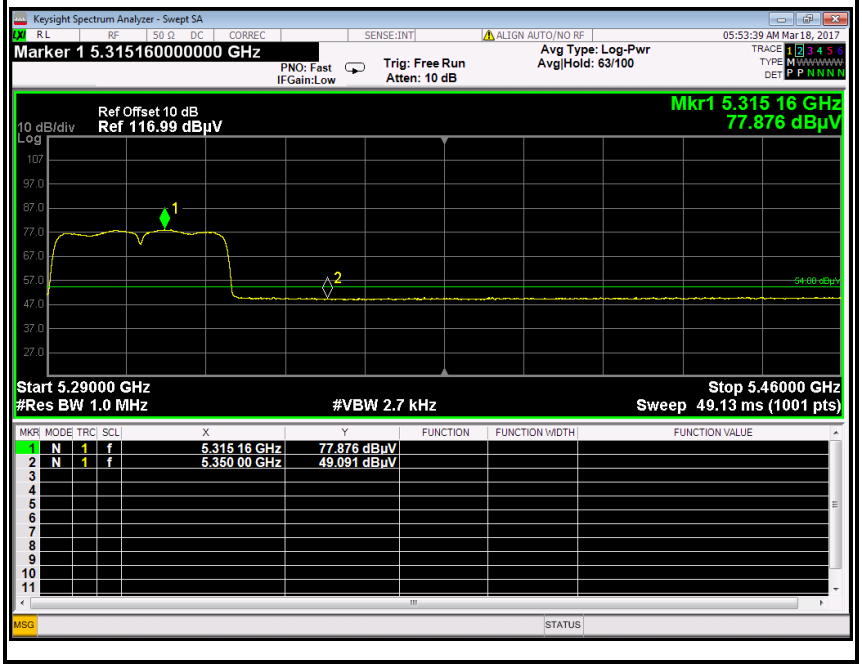

No.	Frequency (MHz)	Reading (dBuV)	Corrected (dB/m)	Result (dBuV/m)	Limit (dBuV/m)	Margin (dB)	Detector	Antenna Pole
1	5350.0000	63.92	5.60	58.32	74.00	-15.69	Peak	Vertical
2	5350.0000	54.69	5.60	49.09	54.00	-4.91	Average	Vertical

This report shall not be reproduced except in full, without the written approval of Compliance Certification Services.

Detector mode: Peak **Polarity: Horizontal**

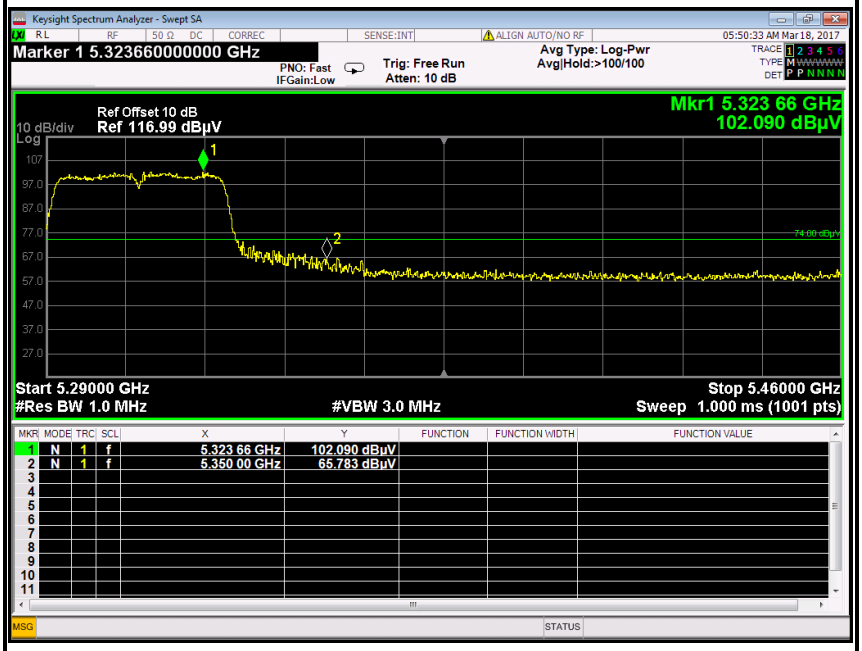

Detector mode: Average **Polarity: Horizontal**

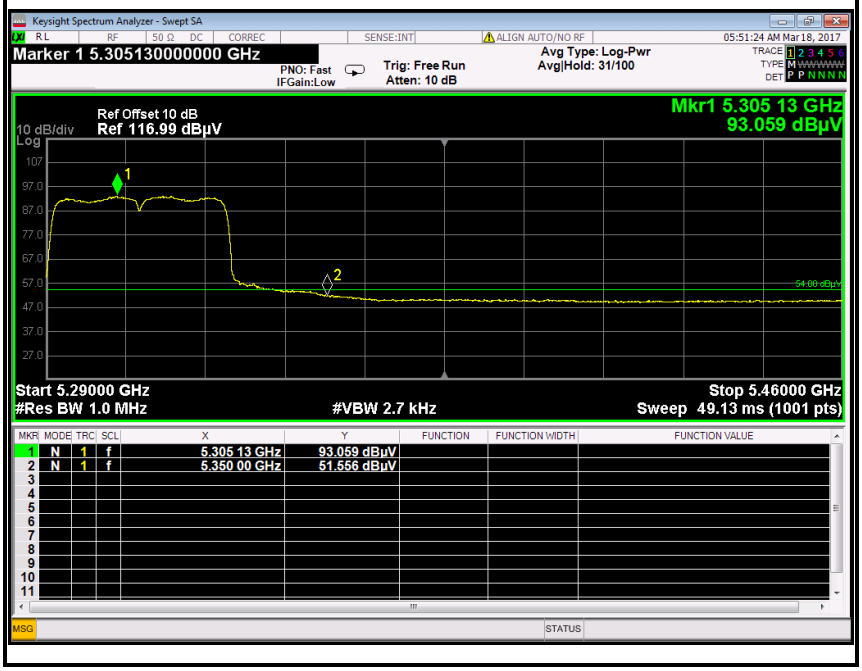

No.	Frequency (MHz)	Reading (dBuV)	Corrected (dB/m)	Result (dBuV/m)	Limit (dBuV/m)	Margin (dB)	Detector	Antenna Pole
1	5350.0000	71.38	5.60	65.78	74.00	-8.22	Peak	Horizontal
2	5350.0000	57.16	5.60	51.56	54.00	-2.44	Average	Horizontal

This report shall not be reproduced except in full, without the written approval of Compliance Certification Services.

IEEE 802.11ac 80 mode / 5210 MHz

Detector mode: Peak **Polarity: Vertical**

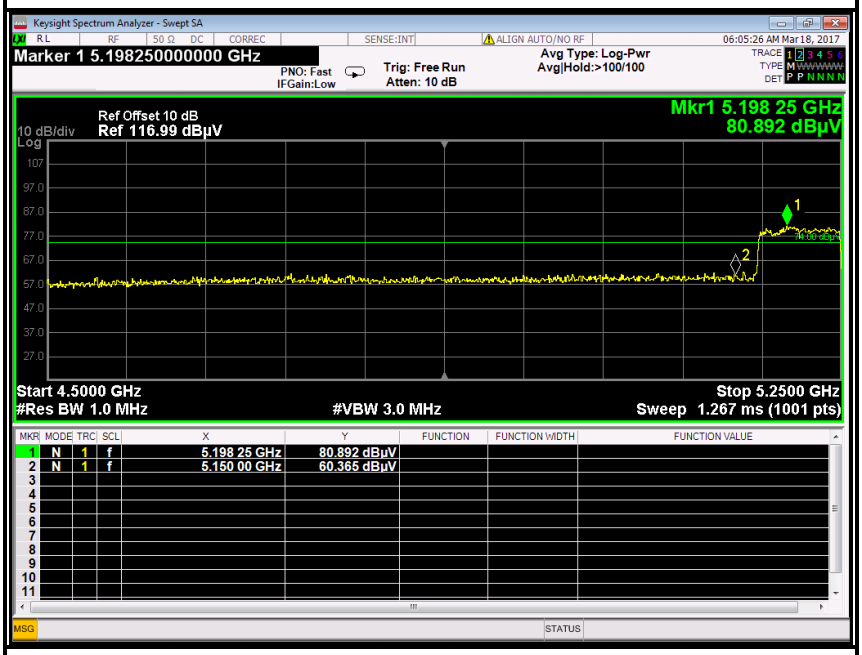

Detector mode: Average **Polarity: Vertical**

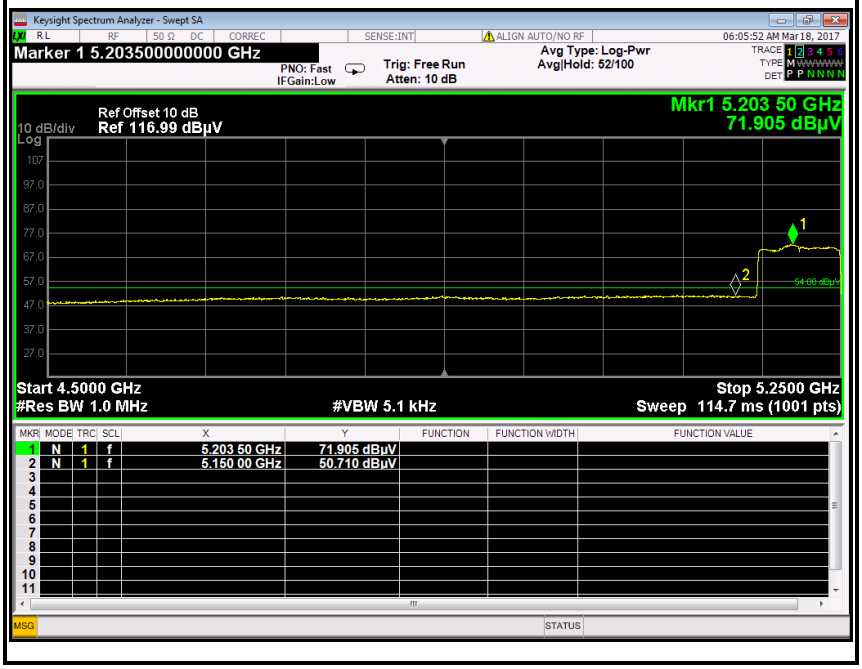

No.	Frequency (MHz)	Reading (dBuV)	Corrected (dB/m)	Result (dBuV/m)	Limit (dBuV/m)	Margin (dB)	Detector	Antenna Pole
1	5150.0000	65.97	5.60	60.37	74.00	-13.64	Peak	Vertical
2	5150.0000	56.31	5.60	50.71	54.00	-3.29	Average	Vertical

This report shall not be reproduced except in full, without the written approval of Compliance Certification Services.

Detector mode: Peak **Polarity: Horizontal**

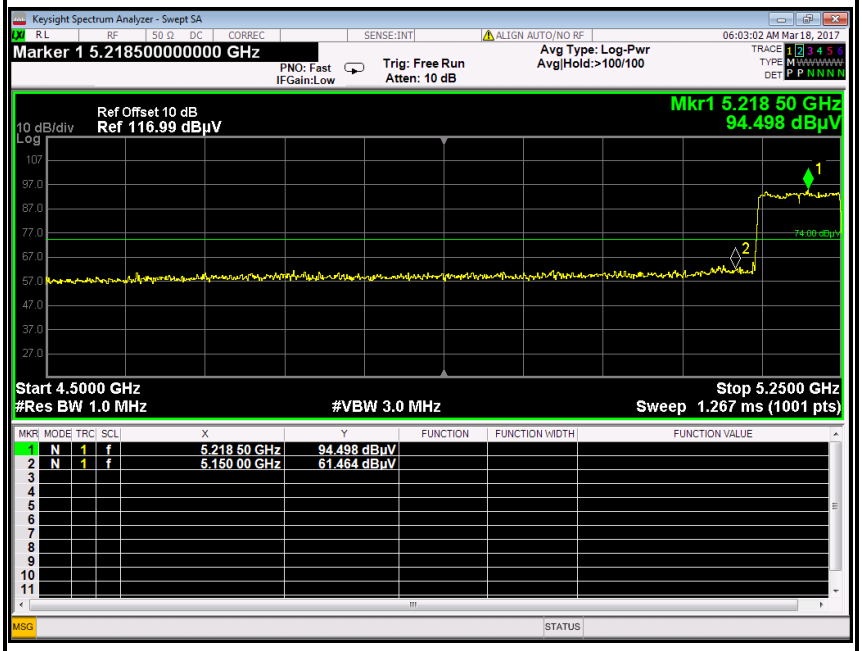

Detector mode: Average **Polarity: Horizontal**

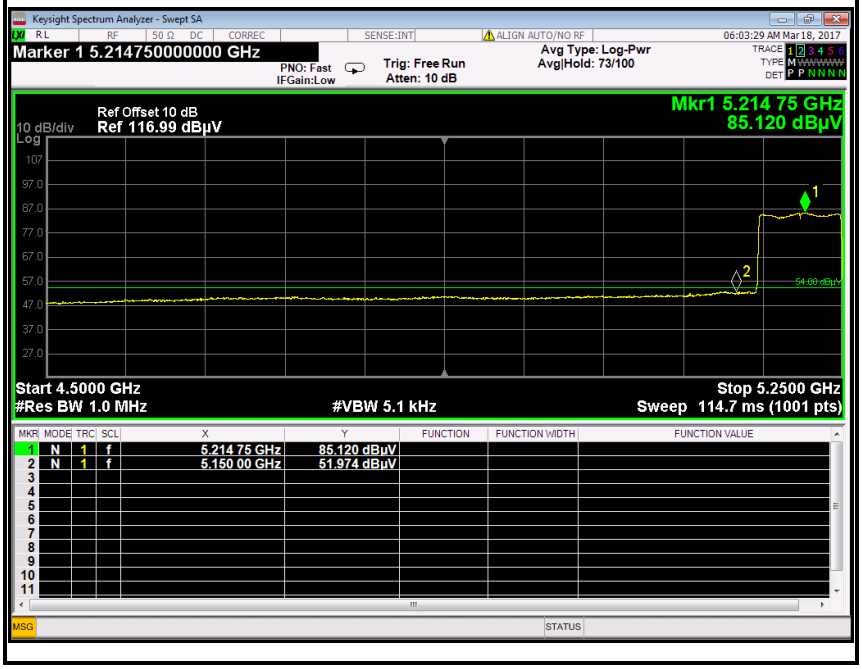

No.	Frequency (MHz)	Reading (dBuV)	Corrected (dB/m)	Result (dBuV/m)	Limit (dBuV/m)	Margin (dB)	Detector	Antenna Pole
1	5150.0000	67.06	5.60	61.46	74.00	-12.54	Peak	Horizontal
2	5150.0000	57.57	5.60	51.97	54.00	-2.03	Average	Horizontal

This report shall not be reproduced except in full, without the written approval of Compliance Certification Services.

IEEE 802.11ac 80 mode / 5290 MHz

Detector mode: Peak **Polarity: Vertical**

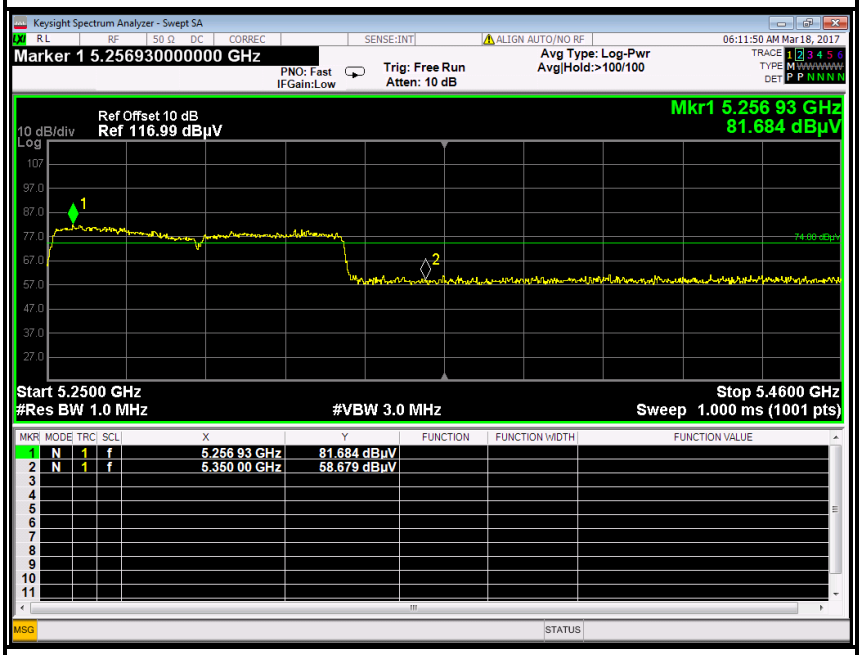

Detector mode: Average **Polarity: Vertical**

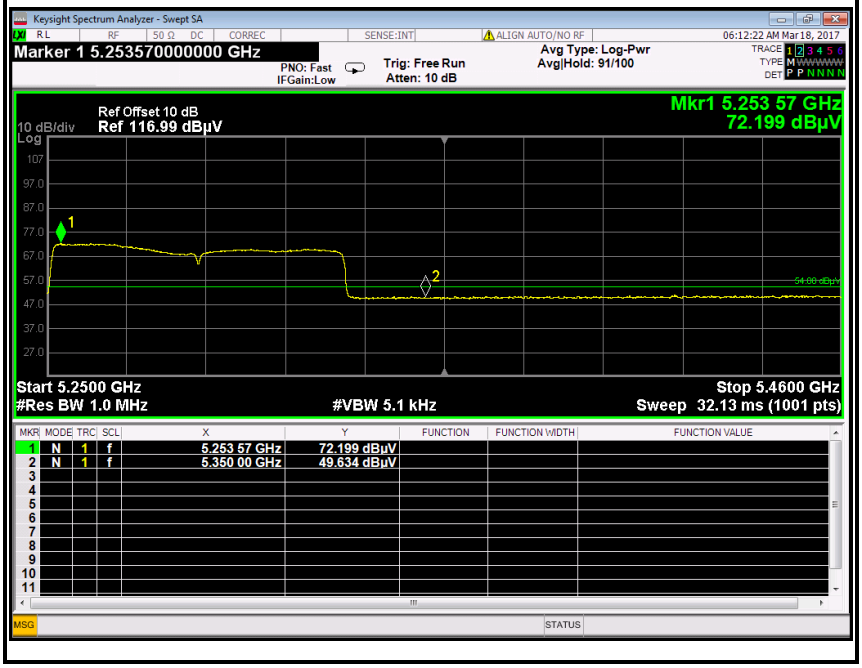

No.	Frequency (MHz)	Reading (dBuV)	Corrected (dB/m)	Result (dBuV/m)	Limit (dBuV/m)	Margin (dB)	Detector	Antenna Pole
1	5350.0000	64.28	5.60	58.68	74.00	-15.32	Peak	Vertical
2	5350.0000	55.23	5.60	49.63	54.00	-4.37	Average	Vertical

This report shall not be reproduced except in full, without the written approval of Compliance Certification Services.

Detector mode: Peak **Polarity: Horizontal**

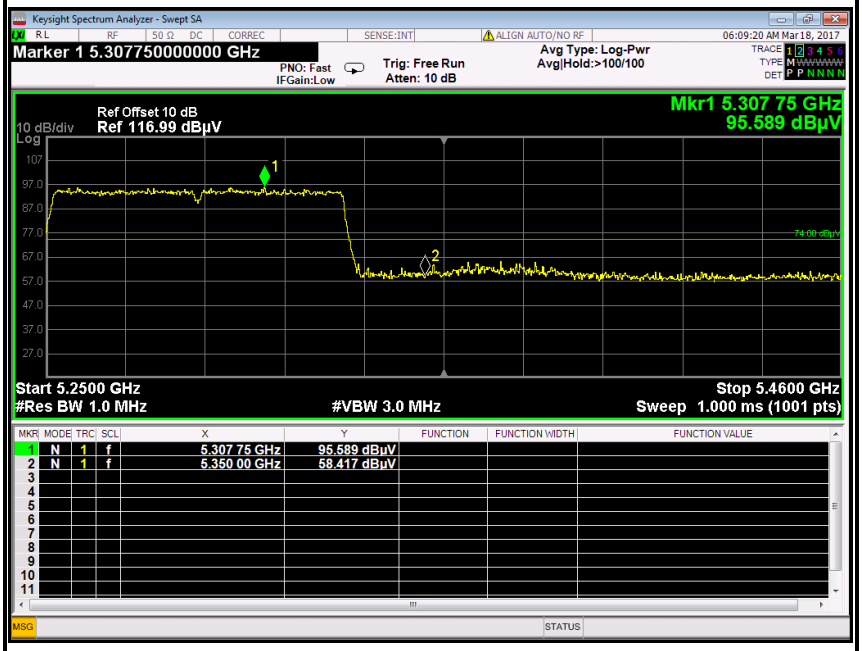

Detector mode: Average **Polarity: Horizontal**

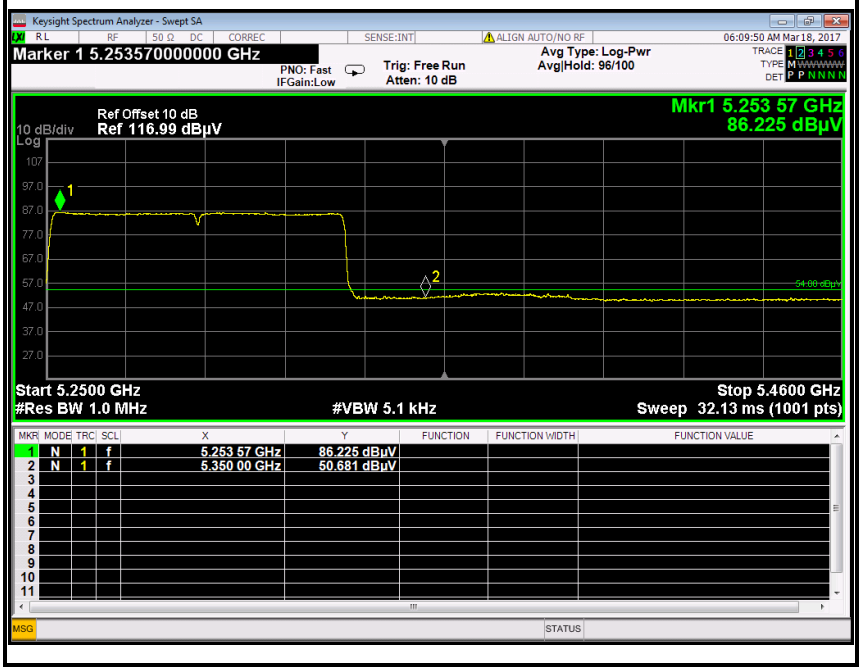

No.	Frequency (MHz)	Reading (dBuV)	Corrected (dB/m)	Result (dBuV/m)	Limit (dBuV/m)	Margin (dB)	Detector	Antenna Pole
1	5350.0000	64.02	5.60	58.42	74.00	-15.58	Peak	Horizontal
2	5350.0000	56.28	5.60	50.68	54.00	-3.32	Average	Horizontal

This report shall not be reproduced except in full, without the written approval of Compliance Certification Services.

6.6 PEAK POWER SPECTAL DENSITY

6.6.1 LIMIT

According to §15.407(a) & FCC R&O FCC 14-30

(1) For the band 5.15-5.25 GHz.

(i) For an outdoor access point operating in the band 5.15-5.25 GHz, the maximum conducted output power over the frequency band of operation shall not exceed 1 W provided the maximum antenna gain does not exceed 6 dBi. In addition, the maximum power spectral density shall not exceed 17 dBm in any 1 megahertz band. If transmitting antennas of directional gain greater than 6 dBi are used, both the maximum conducted output power and the maximum power spectral density shall be reduced by the amount in dB that the directional gain of the antenna exceeds 6 dBi. The maximum e.i.r.p. at any elevation angle above 30 degrees as measured from the horizon must not exceed 125 mW (21 dBm).

(ii) For an indoor access point operating in the band 5.15-5.25 GHz, the maximum conducted output power over the frequency band of operation shall not exceed 1 W provided the maximum antenna gain does not exceed 6 dBi. In addition, the maximum power spectral density shall not exceed 17 dBm in any 1 megahertz band. If transmitting antennas of directional gain greater than 6 dBi are used, both the maximum conducted output power and the maximum power spectral density shall be reduced by the amount in dB that the directional gain of the antenna exceeds 6 dBi.

(iii) For fixed point-to-point access points operating in the band 5.15-5.25 GHz, the maximum conducted output power over the frequency band of operation shall not exceed 1 W. In addition, the maximum power spectral density shall not exceed 17 dBm in any 1 megahertz band. Fixed point-to-point U-NII devices may employ antennas with directional gain up to 23 dBi without any corresponding reduction in the maximum conducted output power or maximum power spectral density. For fixed point-to-point transmitters that employ a directional antenna gain greater than 23 dBi, a 1 dB reduction in maximum conducted output power and maximum power spectral density is required for each 1 dB of antenna gain in excess of 23 dBi. Fixed, point-to-point operations exclude the use of point-to-multipoint systems, omnidirectional applications, and multiple collocated transmitters transmitting the same information. The operator of the U-NII device, or if the equipment is professionally installed, the installer, is responsible for ensuring that systems employing high gain directional antennas are used exclusively for fixed, point-to-point operations.

(iv) For mobile and portable client devices in the 5.15-5.25 GHz band, the maximum conducted output power over the frequency band of operation shall not exceed 250 mW provided the maximum antenna gain does not exceed 6 dBi. In addition, the maximum power spectral density shall not exceed 11 dBm in any 1 megahertz band. If transmitting antennas of directional gain greater than 6 dBi are used, both the maximum conducted output power and the maximum power spectral density shall be reduced by the amount in dB that the directional gain of the antenna exceeds 6 dBi.

(2) For the 5.25-5.35 GHz and 5.47-5.725 GHz bands, the maximum conducted output power over the frequency bands of operation shall not exceed the lesser of 250 mW or 11 dBm + 10 log B, where B is the 26 dB emission bandwidth in megahertz. In addition, the maximum power spectral density shall not exceed 11 dBm in any 1 megahertz band. If transmitting antennas of directional gain greater than 6 dBi are used, both the maximum conducted output power and the maximum power spectral density shall be reduced by the amount in dB that the directional gain of the antenna exceeds 6 dBi.

This report shall not be reproduced except in full, without the written approval of Compliance Certification Services.

(3) For the band 5.725-5.85 GHz, the maximum conducted output power over the frequency band of operation shall not exceed 1 W. In addition, the maximum power spectral density shall not exceed 30 dBm in any 500-kHz band. If transmitting antennas of directional gain greater than 6 dBi are used, both the maximum conducted output power and the maximum power spectral density shall be reduced by the amount in dB that the directional gain of the antenna exceeds 6 dBi. However, fixed point-to-point U-NII devices operating in this band may employ transmitting antennas with directional gain greater than 6 dBi without any corresponding reduction in transmitter conducted power. Fixed, point-to-point operations exclude the use of point-to-multipoint systems, omnidirectional applications, and multiple collocated transmitters transmitting the same information. The operator of the U-NII device, or if the equipment is professionally installed, the installer, is responsible for ensuring that systems employing high gain directional antennas are used exclusively for fixed, point-to-point operations.

Note to paragraph (a)(3): The Commission strongly recommends that parties employing U-NII devices to provide critical communications services should determine if there are any nearby Government radar systems that could affect their operation.

6.6.2MEASUREMENT EQUIPMENT USED

Name of Equipment	Manufacturer	Model	Serial Number	Last Calibration	Due Calibration
Spectrum Analyzer	Agilent	N9010A	MY52221469	02/21/2017	02/20/2018

Remark: *Each piece of equipment is scheduled for calibration once a year.*

This report shall not be reproduced except in full, without the written approval of Compliance Certification Services.

6.6.3 TEST CONFIGURATION

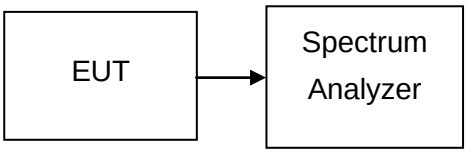

6.6.4 TEST PROCEDURE

1. Place the EUT on the table and set it in transmitting mode.
   Remove the antenna from the EUT and then connect a low loss RF cable from the antenna port to the spectrum analyzer.
2. For devices operating in the bands 5.15-5.25 GHz,Set the spectrum analyzer as RBW = 1MHz, VBW = 3MHz, Span > 26dB bandwidth, Sweep=1ms
3. For devices operating in the bands 5.725-5.85 GHz,Set the spectrum analyzer as RBW = 1MHz, VBW = 3MHz, Span > 26dB bandwidth, Sweep=1ms
4. Record the max. reading.
5. Repeat the above procedure until the measurements for all frequencies are completed

This report shall not be reproduced except in full, without the written approval of Compliance Certification Services.

6.6.5 TEST RESULTS

Test Data

Test mode: IEEE 802.11a mode / 5180 ~ 5240MHz

Channel	Frequency (MHz)	PPSD (dBm)		Limit (dBm)	Margin		Result
		Antenna 1	Antenna 2		Antenna 1	Antenna 2	
Low	5180	0.789	1.378	11	-10.211	-9.622	PASS
Mid	5200	1.380	1.115		-9.620	-9.885	PASS
High	5240	1.264	1.808		-9.736	-9.192	PASS

Test mode: IEEE 802.11a mode / 5260~ 5320MHz

Channel	Frequency (MHz)	PPSD (dBm)		Limit (dBm)	Margin		Result
		Antenna 1	Antenna 2		Antenna 1	Antenna 2	
Low	5260	1.447	2.093	11	-9.553	-8.907	PASS
Mid	5300	1.570	1.791		-9.430	-9.209	PASS
High	5320	1.739	1.225		-9.261	-9.775	PASS

Test mode: IEEE 802.11a mode / 5500 ~ 5700MHz

Channel	Frequency (MHz)	PPSD (dBm)		Limit (dBm)	Margin		Result
		Antenna 1	Antenna 2		Antenna 1	Antenna 2	
Low	5500	2.438	2.652	11	-8.562	-8.348	PASS
Mid	5580	1.813	1.570		-9.187	-9.430	PASS
High	5700	1.761	1.617		-9.239	-9.383	PASS

Test mode: IEEE 802.11a mode / 5745 ~ 5825MHz

Channel	Frequency (MHz)	PPSD (dBm)		factor	Limit (dBm)	Margin		Result
		Antenna 1	Antenna 2			Antenna 1	Antenna 2	
Low	5745	-1.336	-1.295	0.27	30	-31.066	-31.025	PASS
Mid	5785	-0.811	-1.389			-30.541	-31.119	PASS
High	5825	-0.582	-1.436			-30.312	-31.166	PASS

Remark: factor =10*lg(500/RBW)

This report shall not be reproduced except in full, without the written approval of Compliance Certification Services.

Test mode: IEEE 802.11n HT 20 MHz mode / 5180 ~ 5240MHz

Channel	Frequency (MHz)	PPSD (dBm)		Limit (dBm)	Margin		Result
		Antenna 1	Antenna 2		Antenna 1	Antenna 2	
Low	5180	0.276	0.980	11	-10.724	-10.020	PASS
Mid	5200	0.633	1.271		-10.367	-9.729	PASS
High	5240	1.238	1.320		-9.762	-9.680	PASS

Test mode: IEEE 802.11n HT 20 MHz mode / 5260~ 5320MHz

Channel	Frequency (MHz)	PPSD (dBm)		Limit (dBm)	Margin		Result
		Antenna 1	Antenna 2		Antenna 1	Antenna 2	
Low	5260	1.146	1.262	11	-9.854	-9.738	PASS
Mid	5300	1.614	1.491		-9.386	-9.509	PASS
High	5320	0.915	1.140		-10.085	-9.860	PASS

Test mode: IEEE 802.11n HT 20 MHz mode / 5500 ~ 5700MHz

Channel	Frequency (MHz)	PPSD (dBm)		Limit (dBm)	Margin		Result
		Antenna 1	Antenna 2		Antenna 1	Antenna 2	
Low	5500	1.847	1.834	11	-9.153	-9.166	PASS
Mid	5580	1.339	1.258		-9.661	-9.742	PASS
High	5700	1.136	0.917		-9.864	-10.083	PASS

Test mode: IEEE 802.11n HT 20 MHz mode / 5745 ~ 5825MHz

Channel	Frequency (MHz)	PPSD (dBm)		factor	Limit (dBm)	Margin		Result
		Antenna 1	Antenna 2			Antenna 1	Antenna 2	
Low	5745	-1.398	-2.070	0.27	30	-31.128	-31.800	PASS
Mid	5785	-0.987	-1.322			-30.717	-31.052	PASS
High	5825	-0.692	-1.911			-30.422	-31.641	PASS

Remark: factor =10*lg(500/RBW)

This report shall not be reproduced except in full, without the written approval of Compliance Certification Services.

Test mode: IEEE 802.11n HT 40 MHz mode / 5190 ~ 5230MHz

Channel	Frequency (MHz)	PPSD (dBm)		Limit (dBm)	Margin		Result
		Antenna 1	Antenna 2		Antenna 1	Antenna 2	
Low	5190	-5.954	-8.134	11	-16.954	-19.134	PASS
High	5230	-6.086	-8.237		-17.086	-19.237	PASS

Test mode: IEEE 802.11n HT 40 MHz mode / 5270 ~ 5310MHz

Channel	Frequency (MHz)	PPSD (dBm)		Limit (dBm)	Margin		Result
		Antenna 1	Antenna 2		Antenna 1	Antenna 2	
Low	5270	-4.660	-5.770	11	-15.660	-16.770	PASS
High	5310	-4.594	-5.647		-15.594	-16.647	PASS

Test mode: IEEE 802.11n HT 40 MHz mode / 5510 ~ 5670MHz

Channel	Frequency (MHz)	PPSD (dBm)		Limit (dBm)	Margin		Result
		Antenna 1	Antenna 2		Antenna 1	Antenna 2	
Low	5510	-3.149	-3.042	11	-14.149	-14.042	PASS
Mid	5550	-2.703	-2.951		-13.703	-13.951	PASS
High	5670	-3.554	-3.943		-14.554	-14.943	PASS

Test mode: IEEE 802.11n HT 40 MHz mode / 5755 ~ 5795MHz

Channel	Frequency (MHz)	PPSD (dBm)		factor	Limit (dBm)	Margin		Result
		Antenna 1	Antenna 2			Antenna 1	Antenna 2	
Low	5755	-4.164	-4.640	0.27	30	-33.894	-34.370	PASS
High	5795	-3.947	-4.594			-33.677	-34.324	PASS

Remark: factor =10*lg (500/RBW)

This report shall not be reproduced except in full, without the written approval of Compliance Certification Services.

Test mode: IEEE 802.11ac 20 mode / 5180 ~ 5240MHz

Channel	Frequency (MHz)	PPSD (dBm)		Limit (dBm)	Margin		Result
		Antenna 1	Antenna 2		Antenna 1	Antenna 2	
Low	5180	0.848	0.957	11	-10.152	-10.043	PASS
Mid	5200	0.249	0.910		-10.751	-10.090	PASS
High	5240	1.110	1.102		-9.890	-9.898	PASS

Test mode: IEEE 802.11ac 20 mode / 5260~ 5320MHz

Channel	Frequency (MHz)	PPSD (dBm)		Limit (dBm)	Margin		Result
		Antenna 1	Antenna 2		Antenna 1	Antenna 2	
Low	5260	1.091	1.518	11	-9.909	-9.482	PASS
Mid	5300	1.409	0.789		-9.591	-10.211	PASS
High	5320	0.727	0.853		-10.273	-10.147	PASS

Test mode: IEEE 802.11ac 20 mode / 5500 ~ 5700MHz

Channel	Frequency (MHz)	PPSD (dBm)		Limit (dBm)	Margin		Result
		Antenna 1	Antenna 2		Antenna 1	Antenna 2	
Low	5500	1.743	1.668	11	-9.257	-9.332	PASS
Mid	5580	1.706	0.930		-9.294	-10.070	PASS
High	5700	0.588	0.834		-10.412	-10.166	PASS

Test mode: IEEE 802.11ac 20 mode / 5745 ~ 5825MHz

Channel	Frequency (MHz)	PPSD (dBm)		factor	Limit (dBm)	Margin		Result
		Antenna 1	Antenna 2			Antenna 1	Antenna 2	
Low	5745	-1.852	-1.298	0.27	30	-31.582	-31.028	PASS
Mid	5785	-1.212	-1.891			-30.942	-31.621	PASS
High	5825	-1.186	-2.067			-30.916	-31.797	PASS

Remark: factor =10*lg(500/RBW)

This report shall not be reproduced except in full, without the written approval of Compliance Certification Services.

Test mode: IEEE 802.11ac 40 mode / 5190 ~ 5230MHz

Channel	Frequency (MHz)	PPSD (dBm)		Limit (dBm)	Margin		Result
		Antenna 1	Antenna 2		Antenna 1	Antenna 2	
Low	5190	-6.221	-7.935	11	-17.221	-18.935	PASS
High	5230	-6.107	-7.886		-17.107	-18.886	PASS

Test mode: IEEE 802.11ac 40 mode / 5270 ~ 5310MHz

Channel	Frequency (MHz)	PPSD (dBm)		Limit (dBm)	Margin		Result
		Antenna 1	Antenna 2		Antenna 1	Antenna 2	
Low	5270	-4.652	-5.776	11	-15.652	-16.776	PASS
High	5310	-4.743	-5.794		-15.743	-16.794	PASS

Test mode: IEEE 802.11ac 40 mode / 5510 ~ 5670MHz

Channel	Frequency (MHz)	PPSD (dBm)		Limit (dBm)	Margin		Result
		Antenna 1	Antenna 2		Antenna 1	Antenna 2	
Low	5510	-2.589	-2.898	11	-13.589	-13.898	PASS
Mid	5550	-2.944	-3.469		-13.944	-14.469	PASS
High	5670	-3.792	-4.575		-14.792	-15.575	PASS

Test mode: IEEE 802.11ac40 mode / 5755 ~ 5795MHz

Channel	Frequency (MHz)	PPSD (dBm)		factor	Limit (dBm)	Margin		Result
		Antenna 1	Antenna 2			Antenna 1	Antenna 2	
Low	5755	-4.565	-6.941	0.27	30	-34.295	-36.671	PASS
High	5795	-3.496	-6.707			-33.226	-36.437	PASS

Remark: factor =10*lg (500/RBW)

This report shall not be reproduced except in full, without the written approval of Compliance Certification Services.

Test mode: IEEE 802.11ac 80 mode / 5210MHz

Channel	Frequency (MHz)	PPSD (dBm)		Limit (dBm)	Margin		Result
		Antenna 1	Antenna 2		Antenna 1	Antenna 2	
	5190	-12.926	-13.820	11	-23.926	-24.820	PASS

Test mode: IEEE 802.11ac 80 mode / 5290MHz

Channel	Frequency (MHz)	PPSD (dBm)		Limit (dBm)	Margin		Result
		Antenna 1	Antenna 2		Antenna 1	Antenna 2	
	5290	-12.593	-12.236	11	-23.593	-23.236	PASS

Test mode: IEEE 802.11ac 80 mode / 5530MHz

Channel	Frequency (MHz)	PPSD (dBm)		Limit (dBm)	Margin		Result
		Antenna 1	Antenna 2		Antenna 1	Antenna 2	
	5530	-8.807	-9.717	11	-19.807	-20.717	PASS

Test mode: IEEE 802.11ac 80 mode / 5775MHz

Channel	Frequency (MHz)	PPSD (dBm)		factor	Limit (dBm)	Margin		Result
		Antenna 1	Antenna 2			Antenna 1	Antenna 2	
	5775	-11.477	-11.507	0.27	30	-41.207	-41.237	PASS

Remark: factor =10*lg(500/RBW)

This report shall not be reproduced except in full, without the written approval of Compliance Certification Services.

Antenna 1 Test Plot

IEEE 802.11a mode / 5180 ~ 5240MHz

PPSD (CH Low)

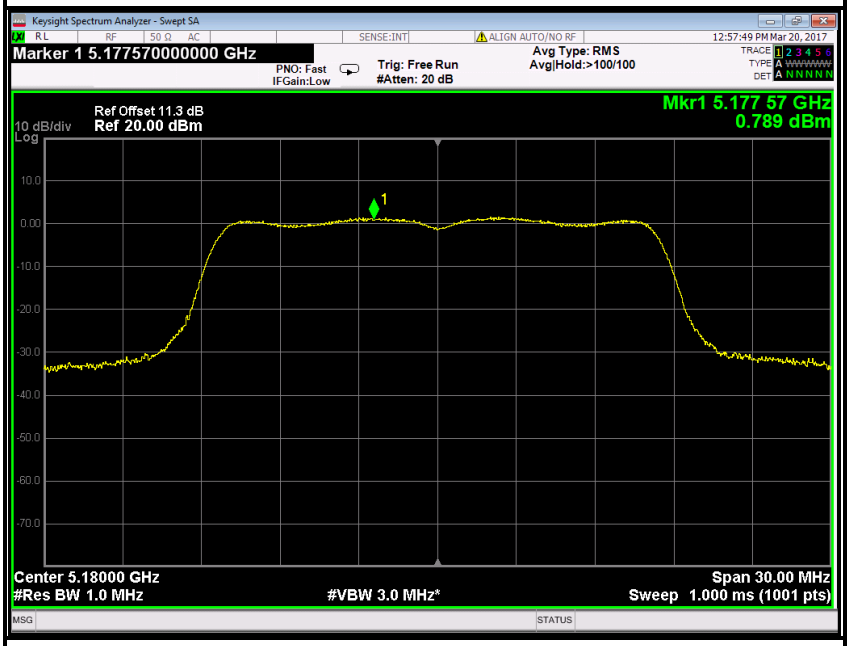

PPSD (CH Mid)

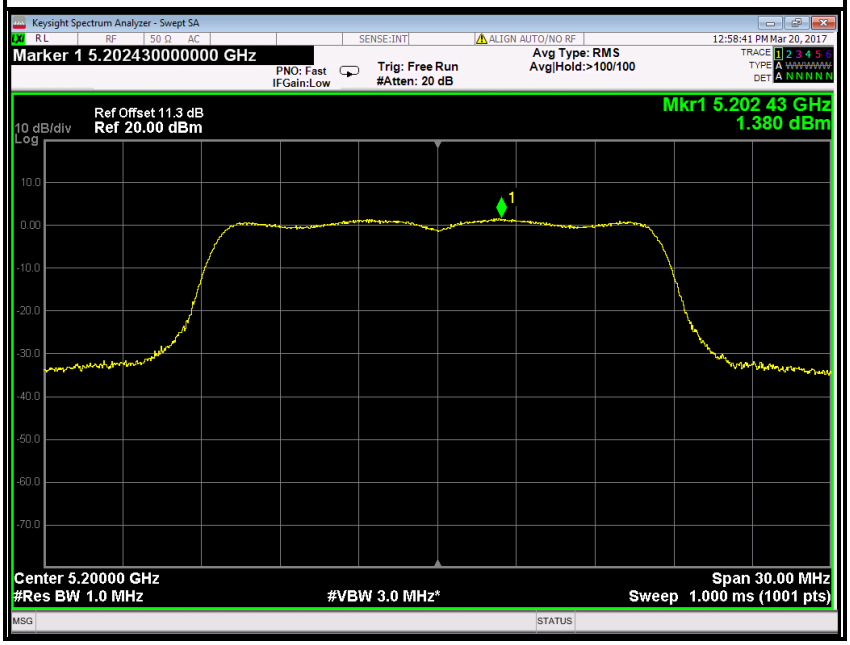

This report shall not be reproduced except in full, without the written approval of Compliance Certification Services.

PPSD (CH High)

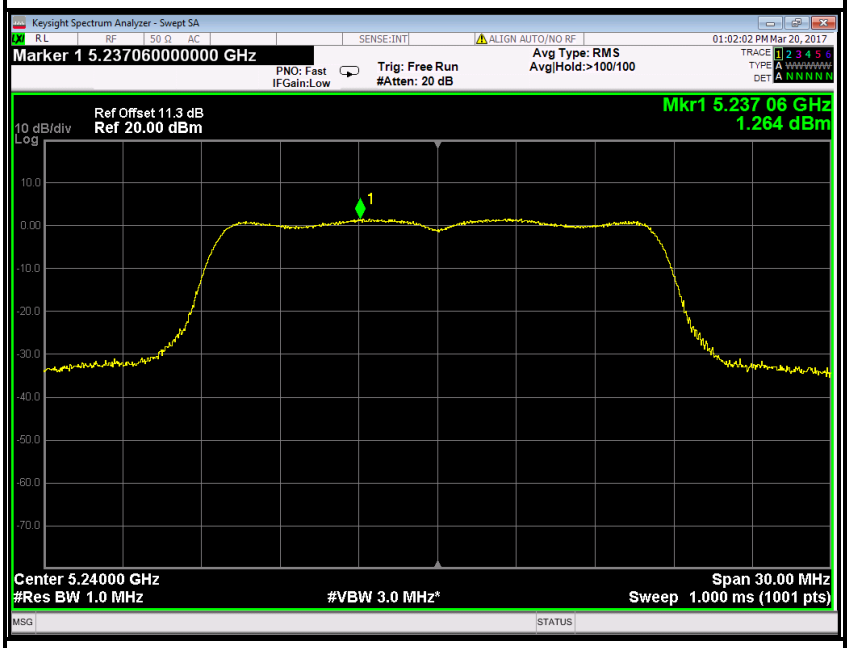

IEEE 802.11a mode / 5260~ 5320MHz

PPSD (CH Low)

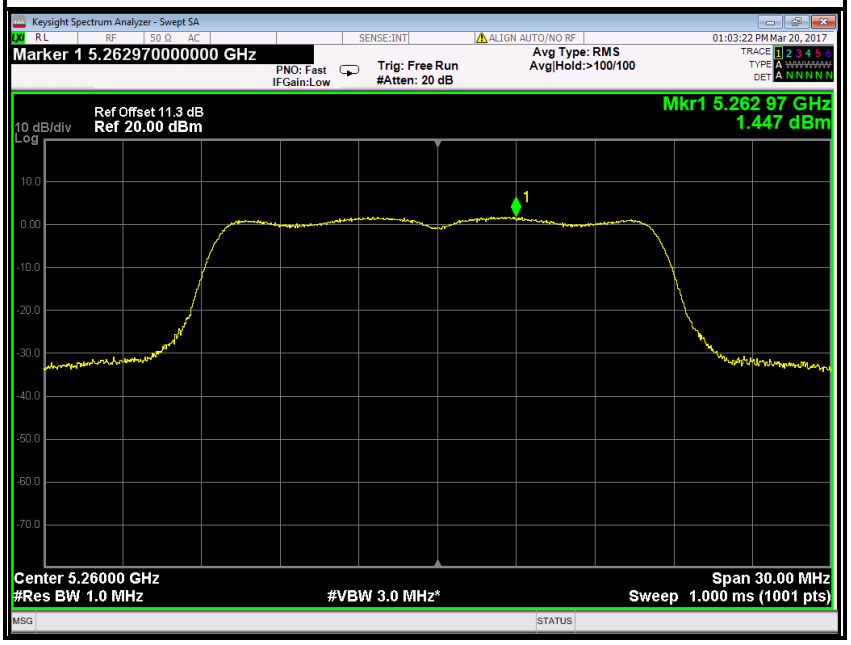

This report shall not be reproduced except in full, without the written approval of Compliance Certification Services.

PPSD (CH Mid)

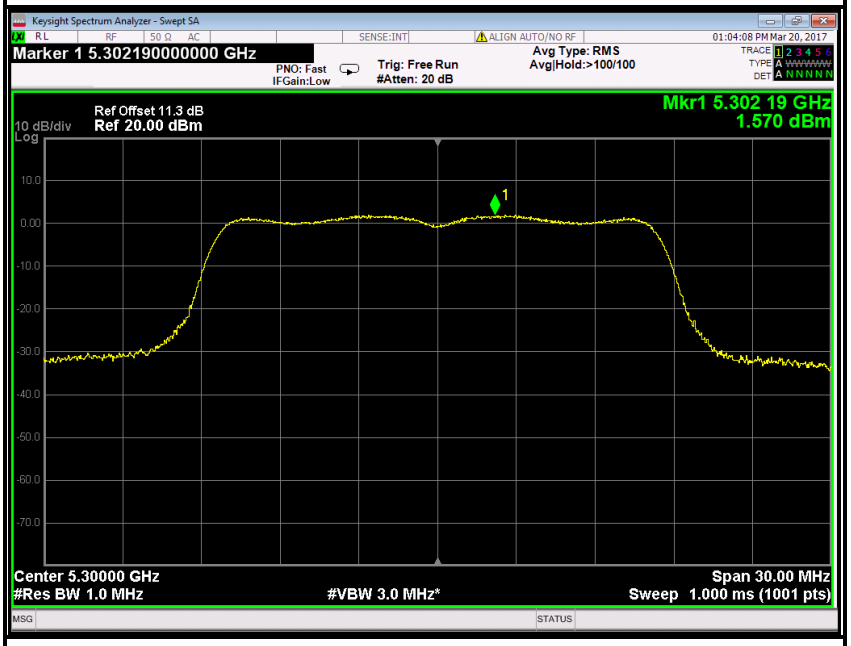

PPSD (CH High)

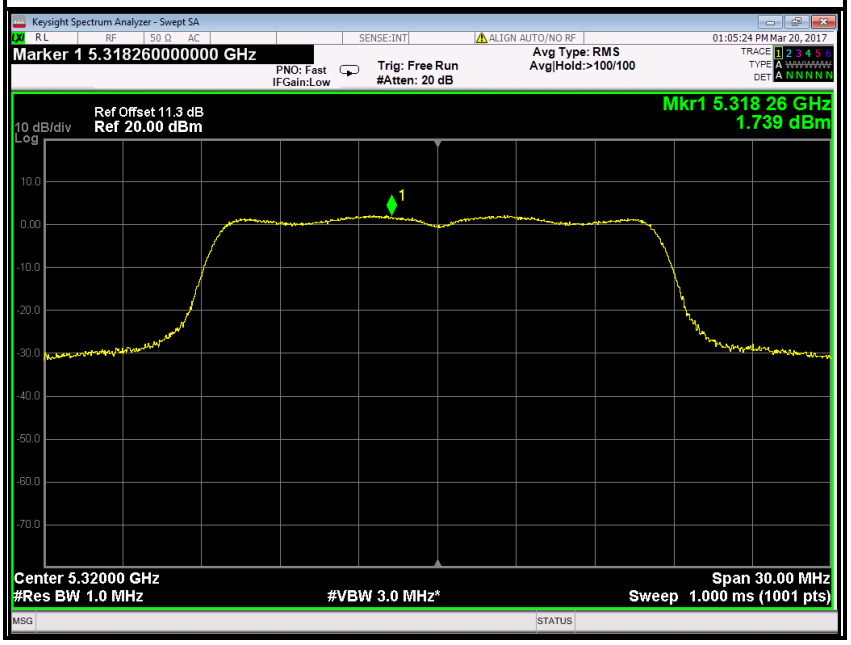

This report shall not be reproduced except in full, without the written approval of Compliance Certification Services.

IEEE 802.11a mode / 5500 ~ 5700MHz

PPSD (CH Low)

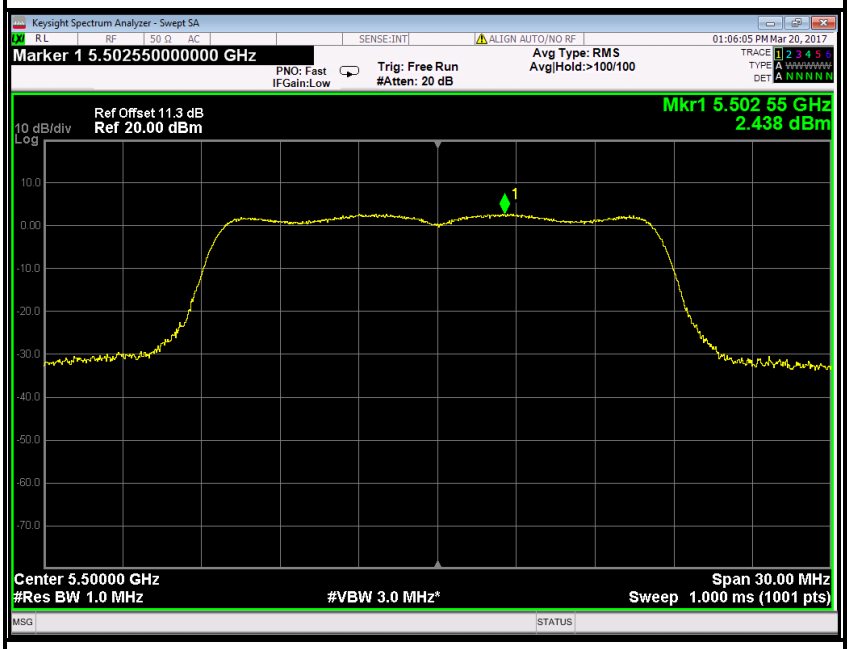

PPSD (CH Mid)

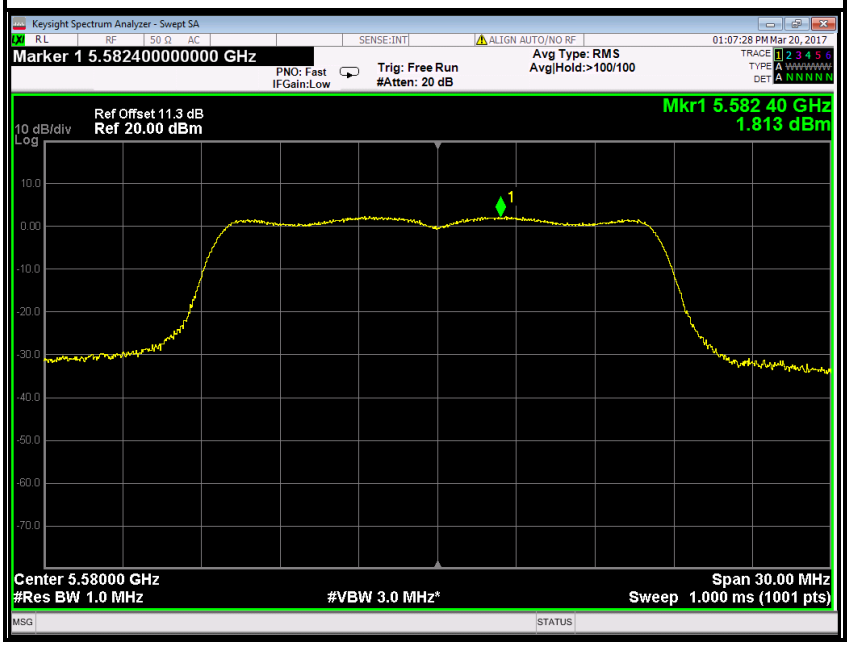

This report shall not be reproduced except in full, without the written approval of Compliance Certification Services.

PPSD (CH High)

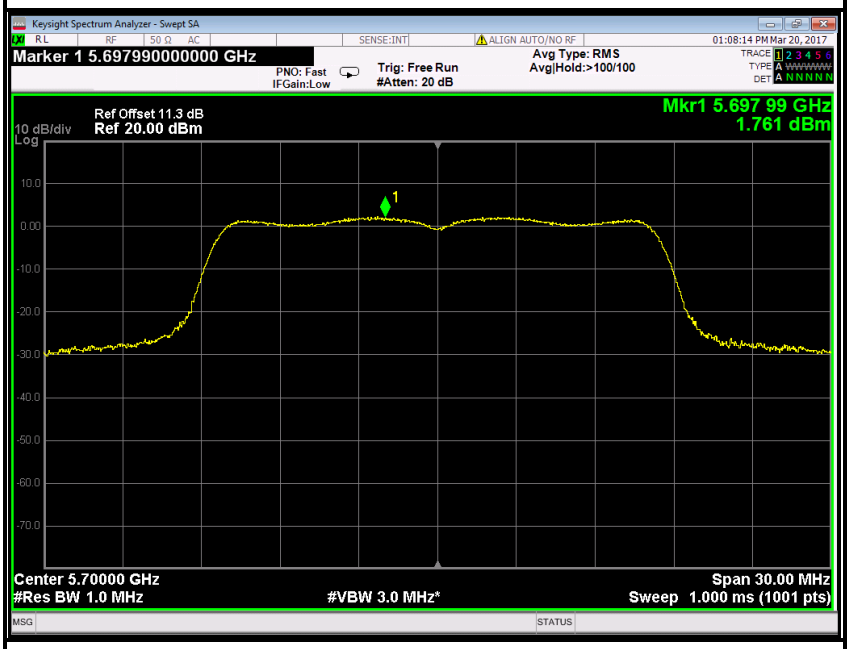

IEEE 802.11a mode / 5745 ~ 5825MHz

PPSD (CH Low)

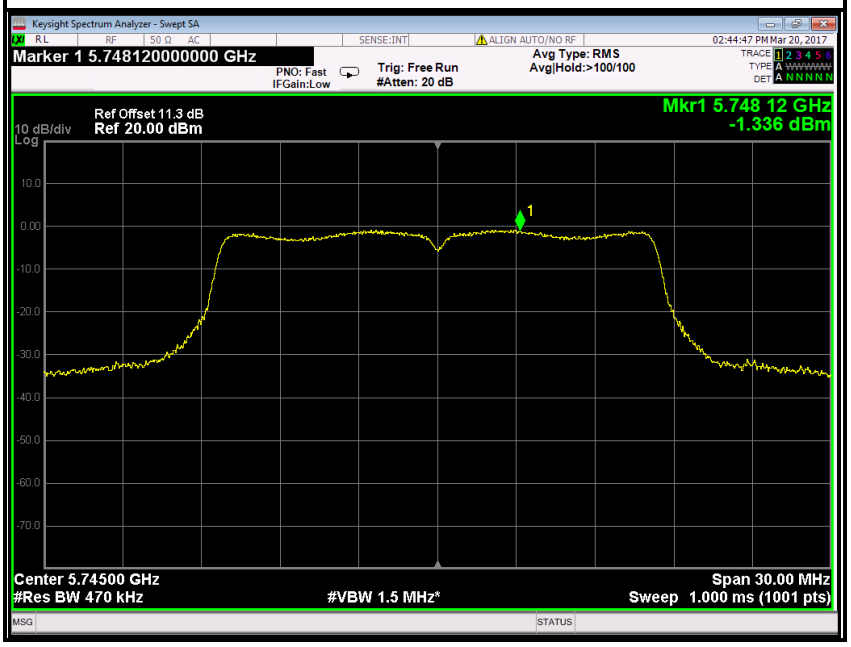

This report shall not be reproduced except in full, without the written approval of Compliance Certification Services.

PPSD (CH Mid)

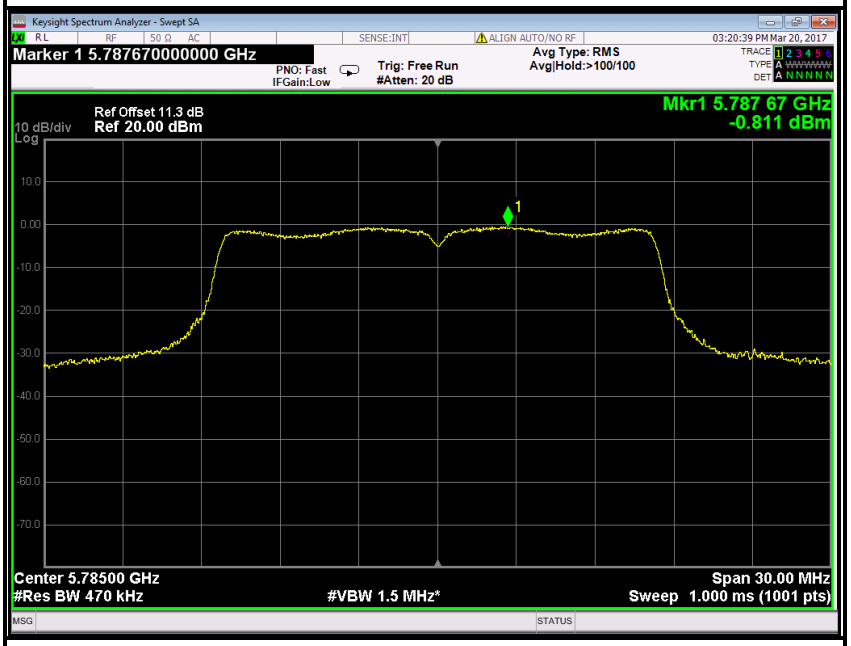

PPSD (CH High)

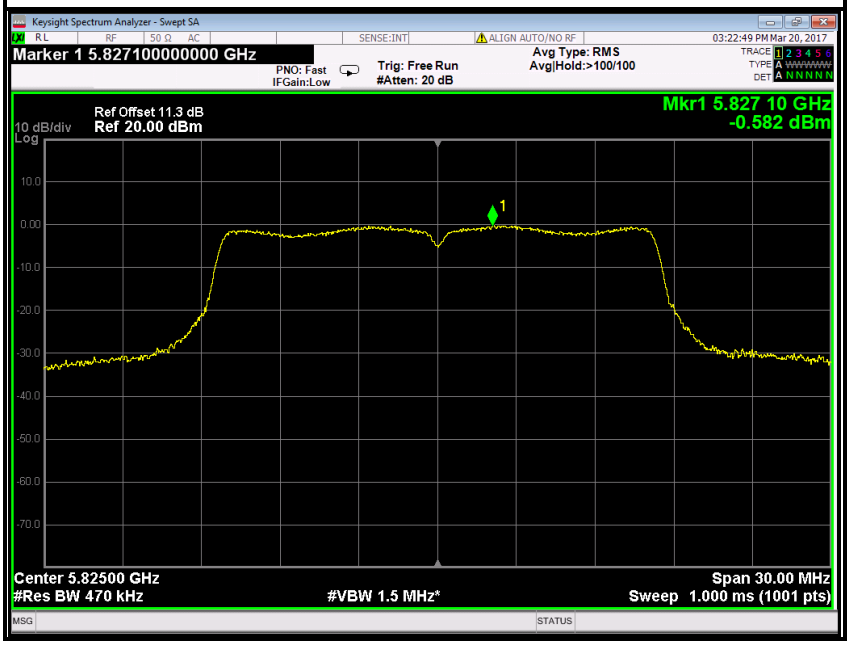

This report shall not be reproduced except in full, without the written approval of Compliance Certification Services.

IEEE 802.11n HT 20 MHz mode / 5180 ~ 5240MHz

PPSD (CH Low)

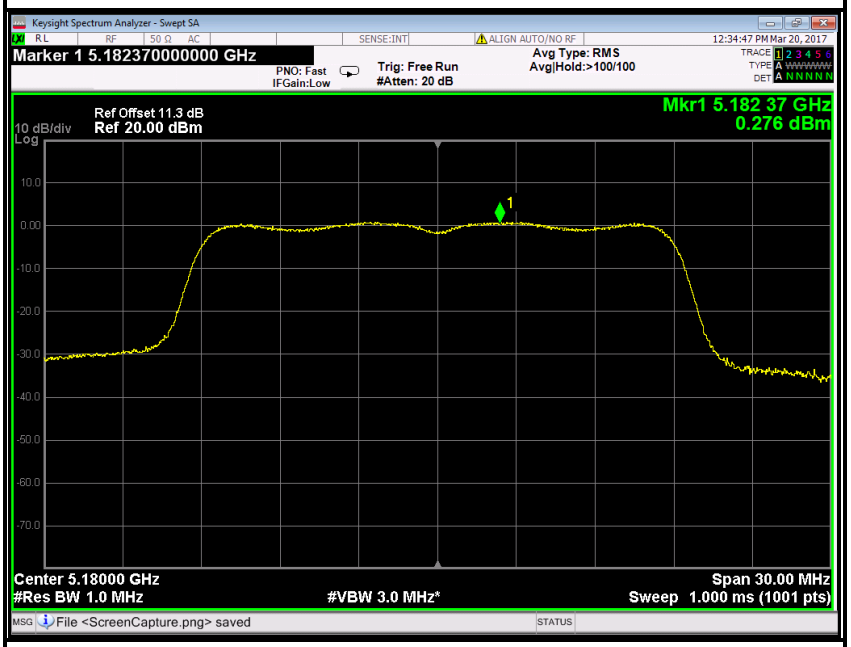

PPSD (CH Mid)

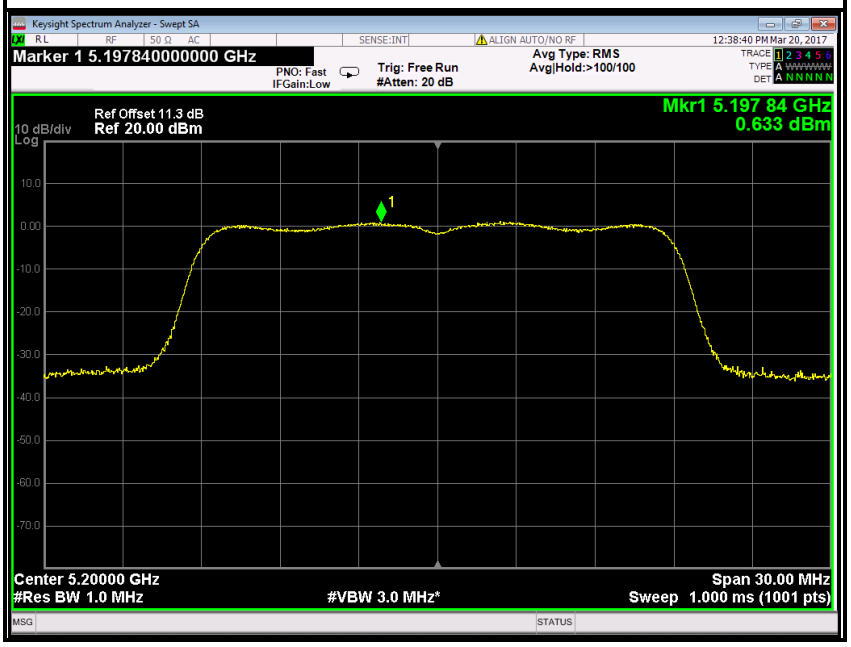

This report shall not be reproduced except in full, without the written approval of Compliance Certification Services.

PPSD (CH High)

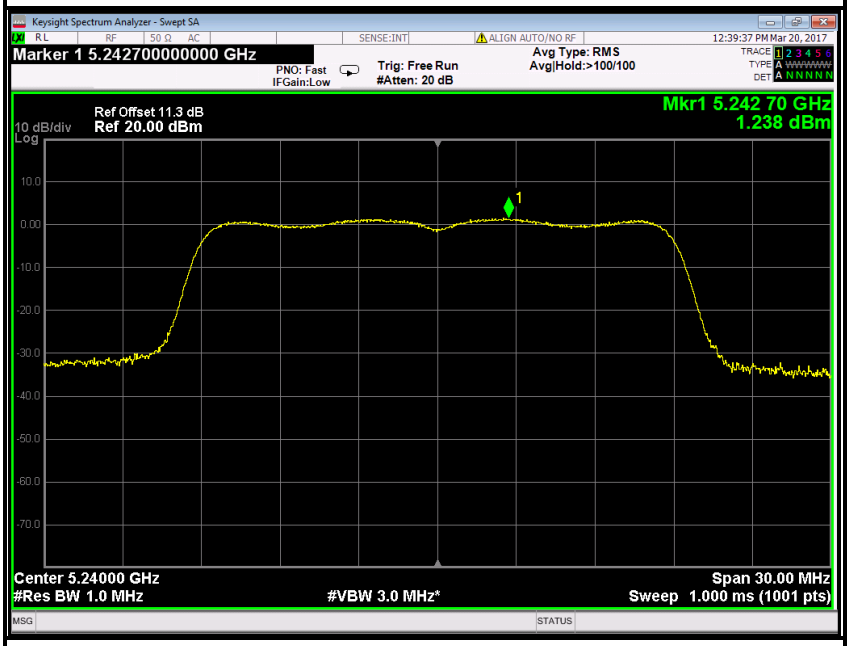

IEEE 802.11n HT 20 MHz mode / 5260~ 5320MHz

PPSD (CH Low)

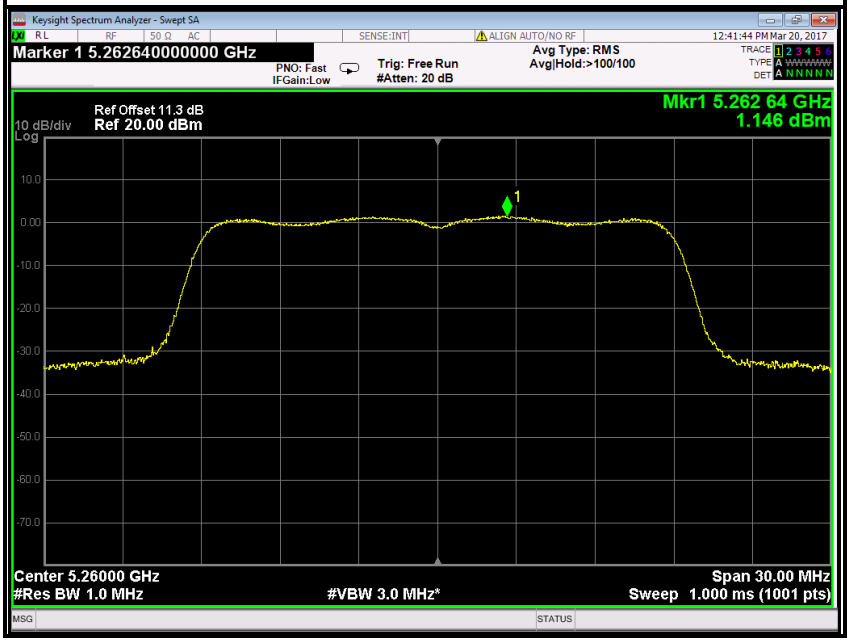

This report shall not be reproduced except in full, without the written approval of Compliance Certification Services.

PPSD (CH Mid)

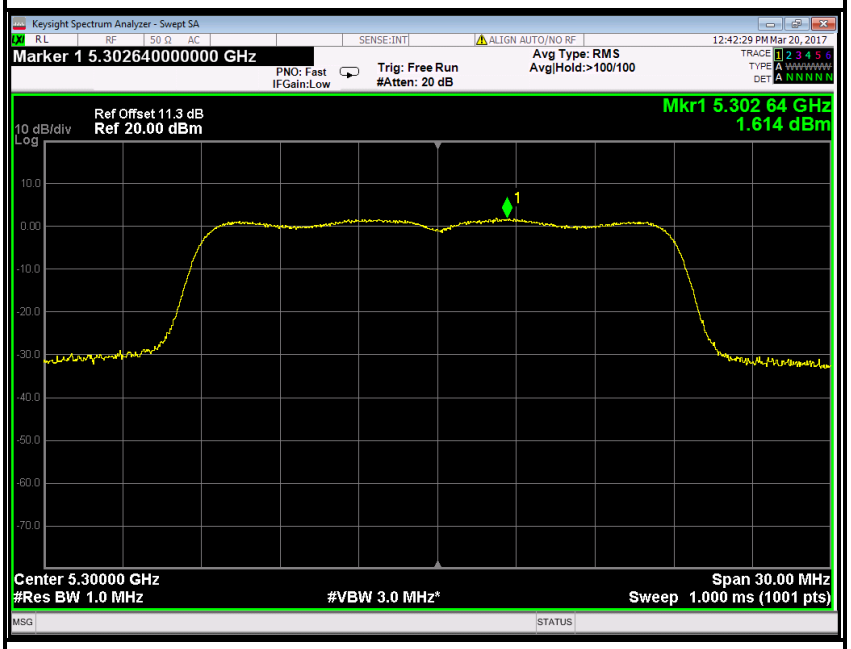

PPSD (CH High)

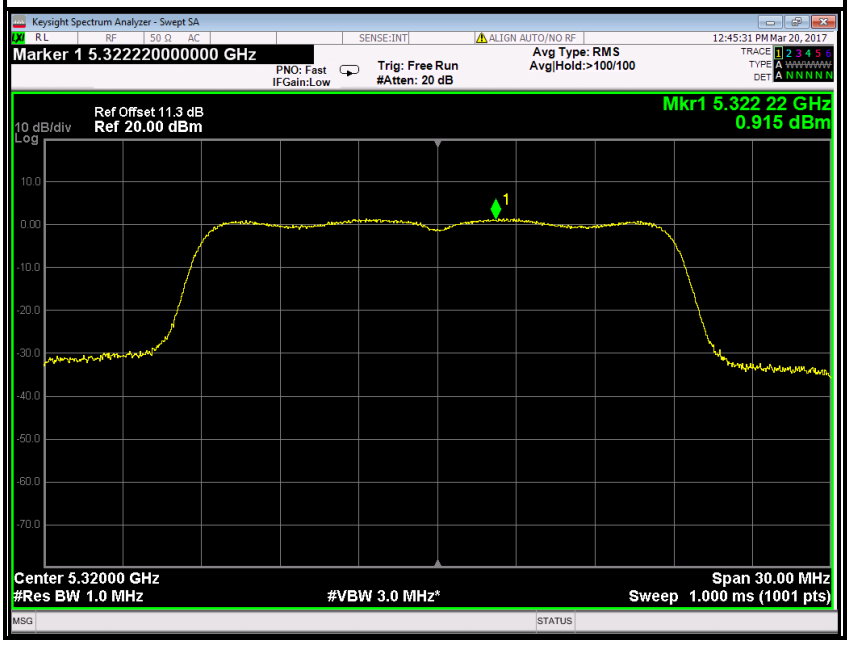

This report shall not be reproduced except in full, without the written approval of Compliance Certification Services.

IEEE 802.11n HT 20 MHz mode / 5500 ~ 5700MHz

PPSD (CH Low)

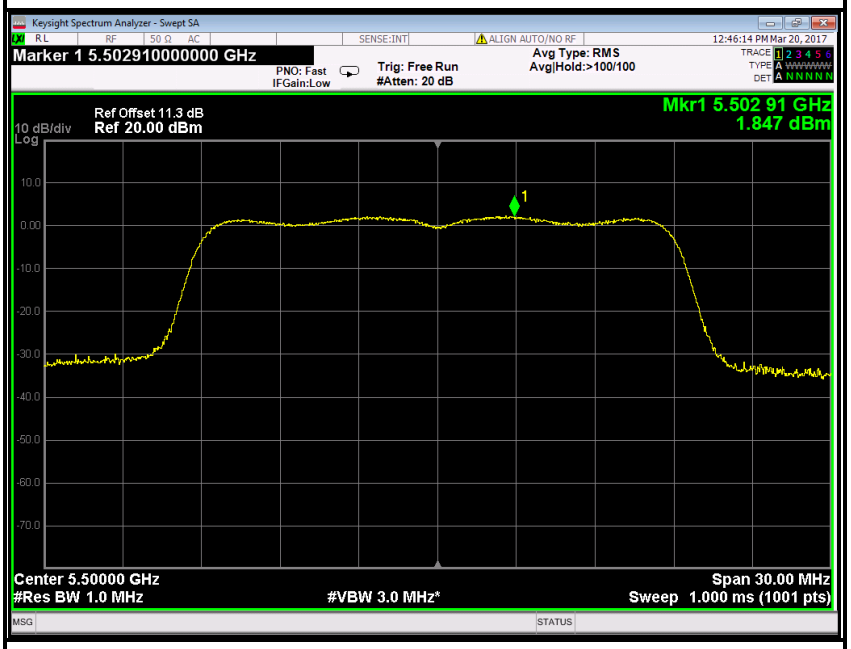

PPSD (CH Mid)

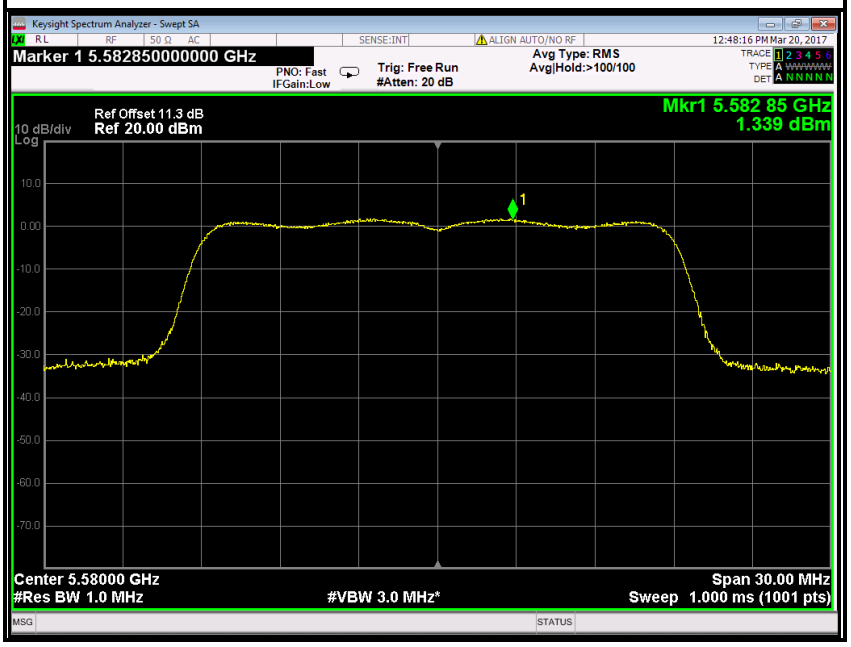

This report shall not be reproduced except in full, without the written approval of Compliance Certification Services.

PPSD (CH High)

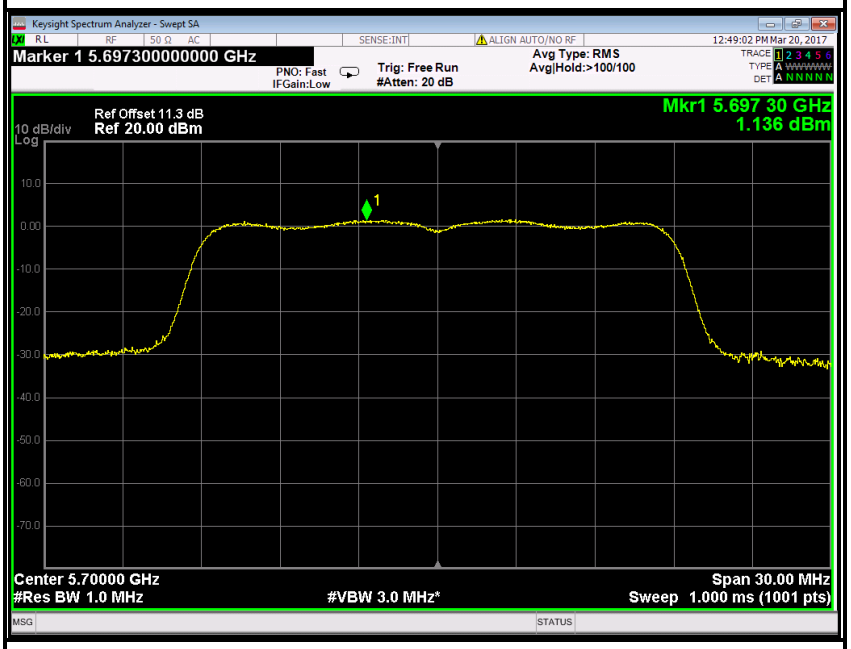

IEEE 802.11n HT 20 MHz mode / 5745 ~ 5825MHz

PPSD (CH Low)

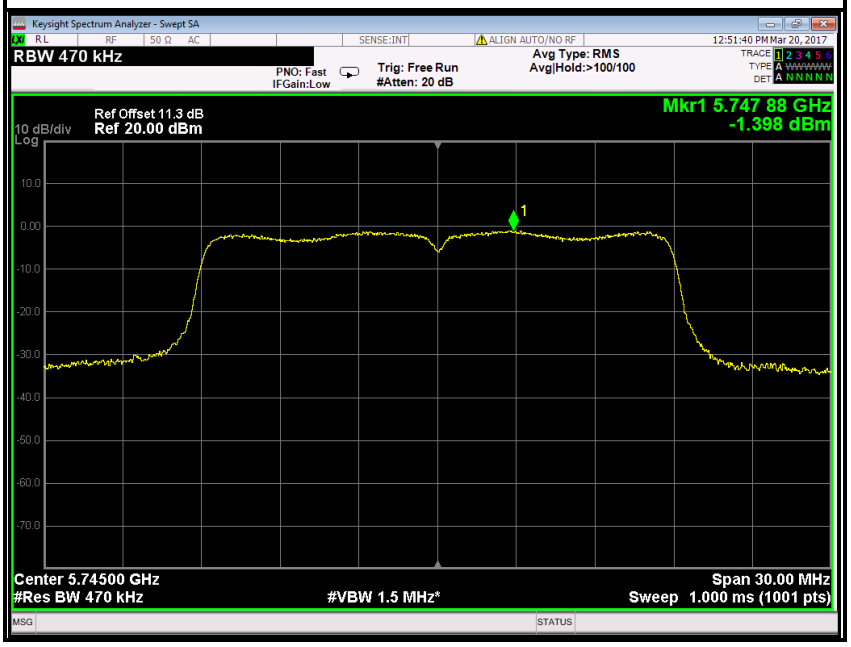

This report shall not be reproduced except in full, without the written approval of Compliance Certification Services.

PPSD (CH Mid)

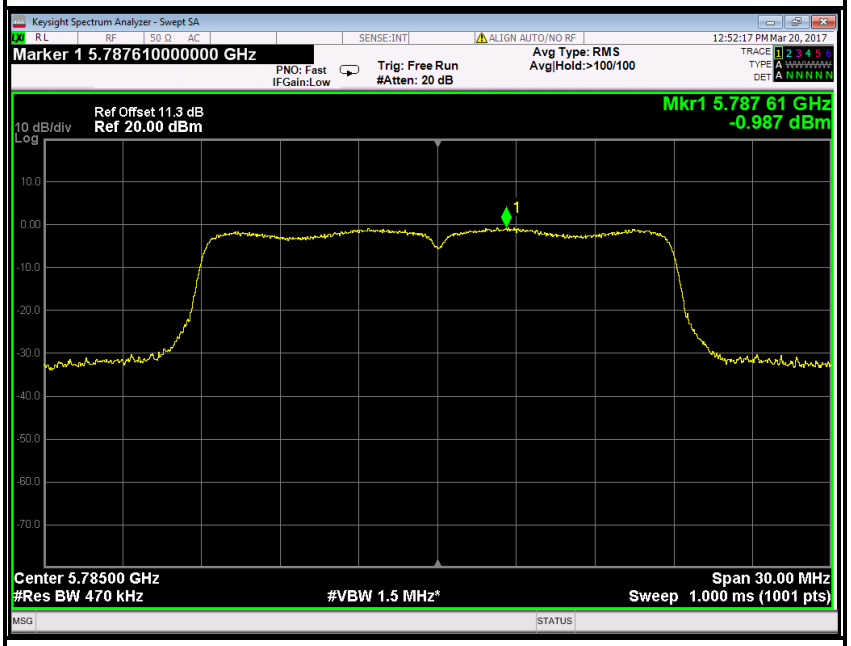

PPSD (CH High)

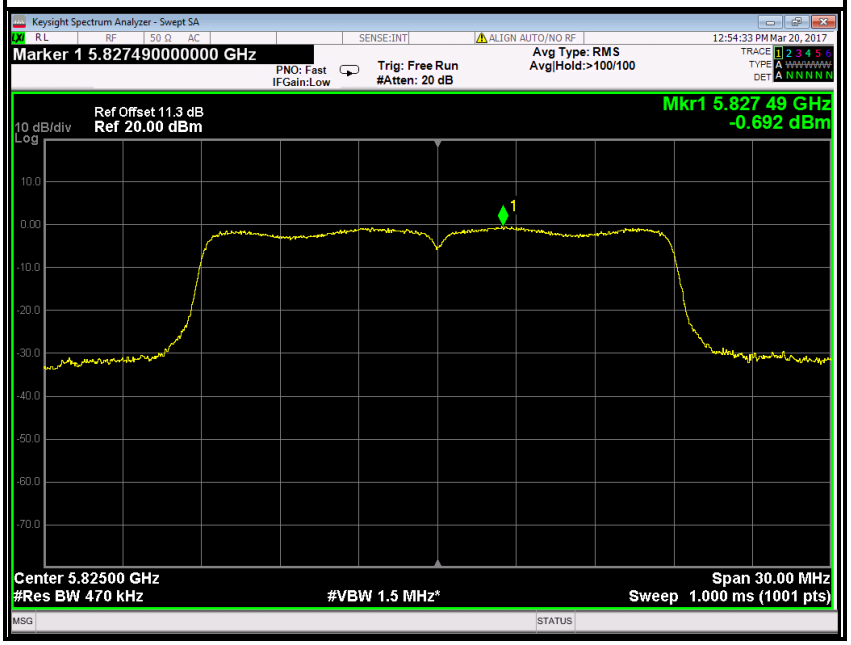

This report shall not be reproduced except in full, without the written approval of Compliance Certification Services.

IEEE 802.11n HT 40 MHz mode / 5190 ~ 5230MHz

PPSD (CH Low)

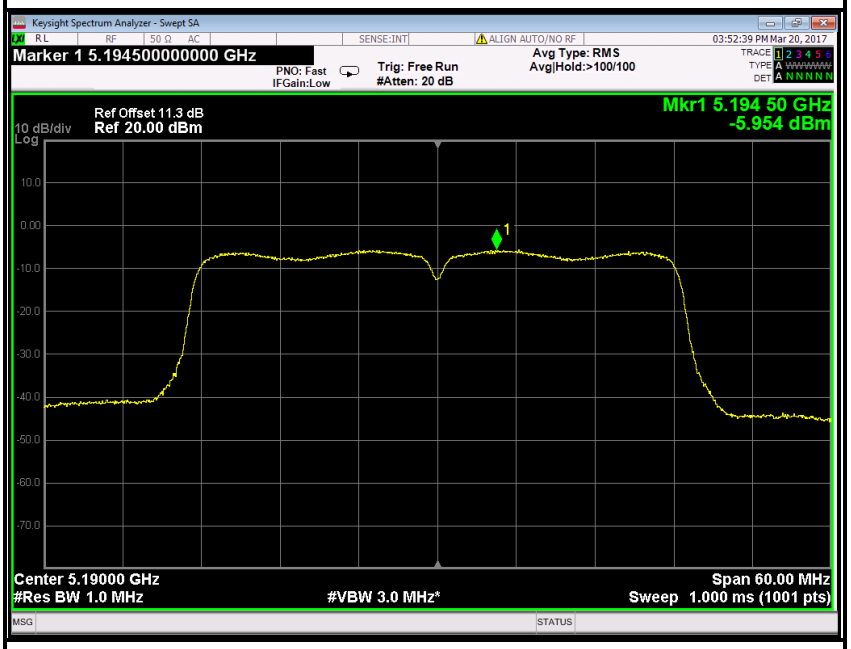

PPSD (CH High)

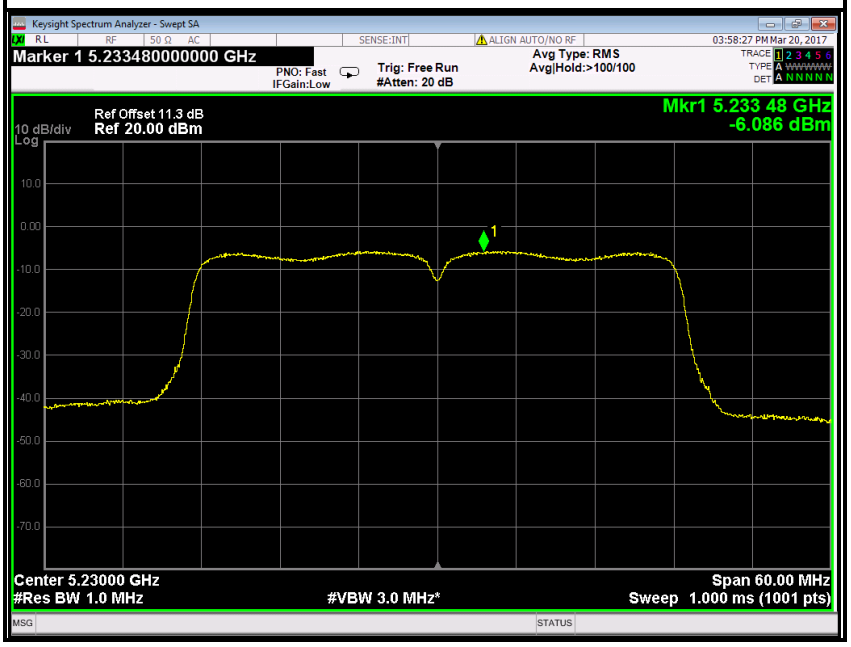

This report shall not be reproduced except in full, without the written approval of Compliance Certification Services.

IEEE 802.11n HT 40 MHz mode / 5270 ~ 5310MHz

PPSD (CH Low)

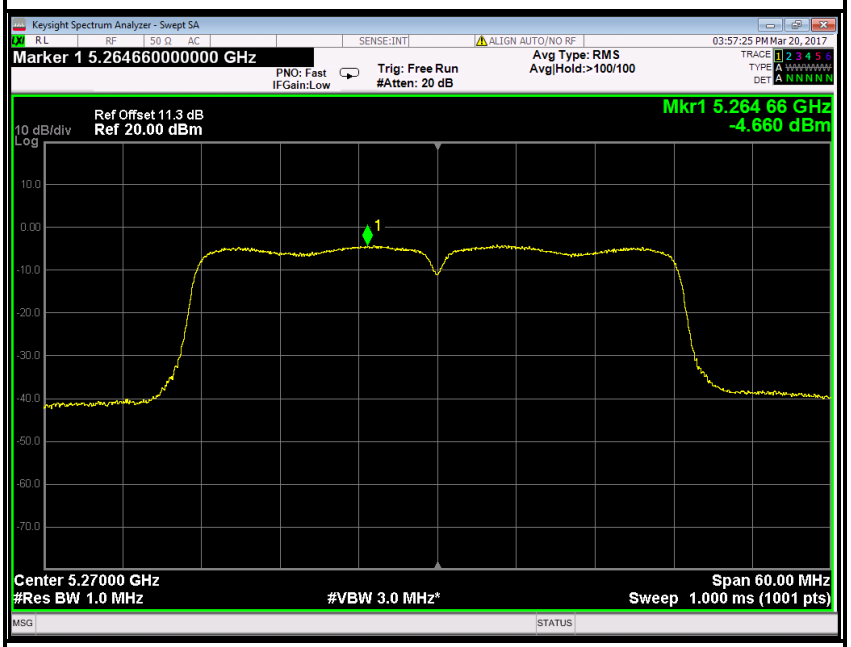

PPSD (CH High)

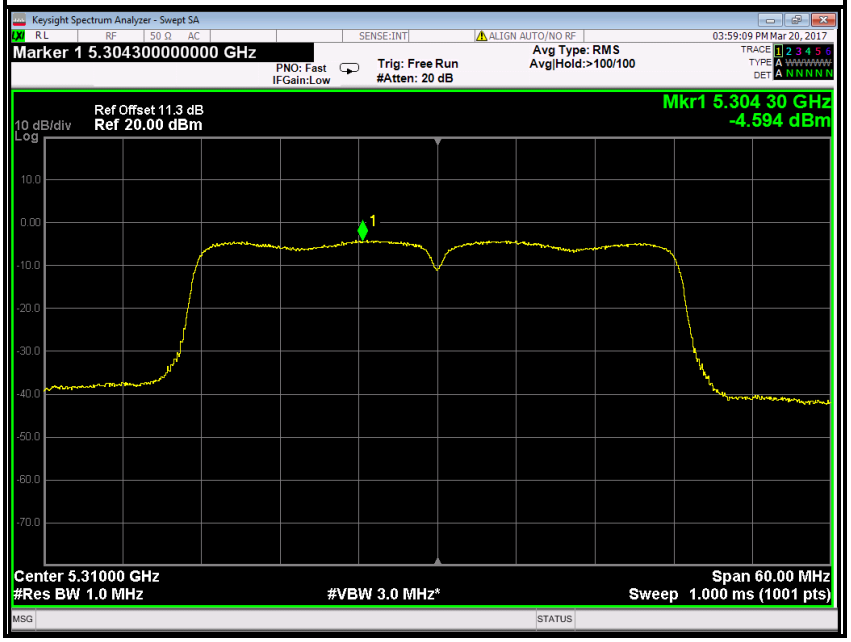

This report shall not be reproduced except in full, without the written approval of Compliance Certification Services.

IEEE 802.11n HT 40 MHz mode / 5510 ~ 5670MHz

PPSD (CH Low)

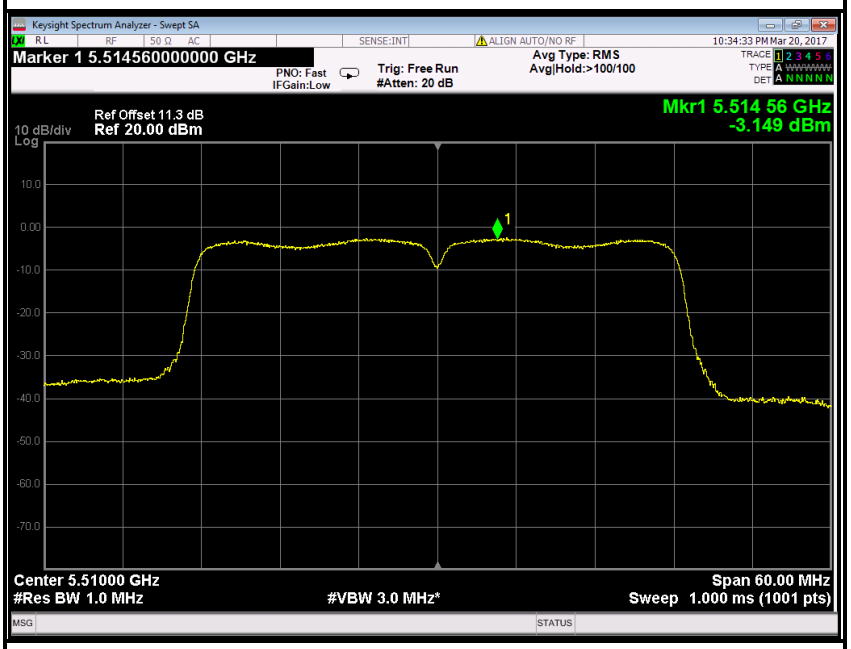

PPSD (CH Mid)

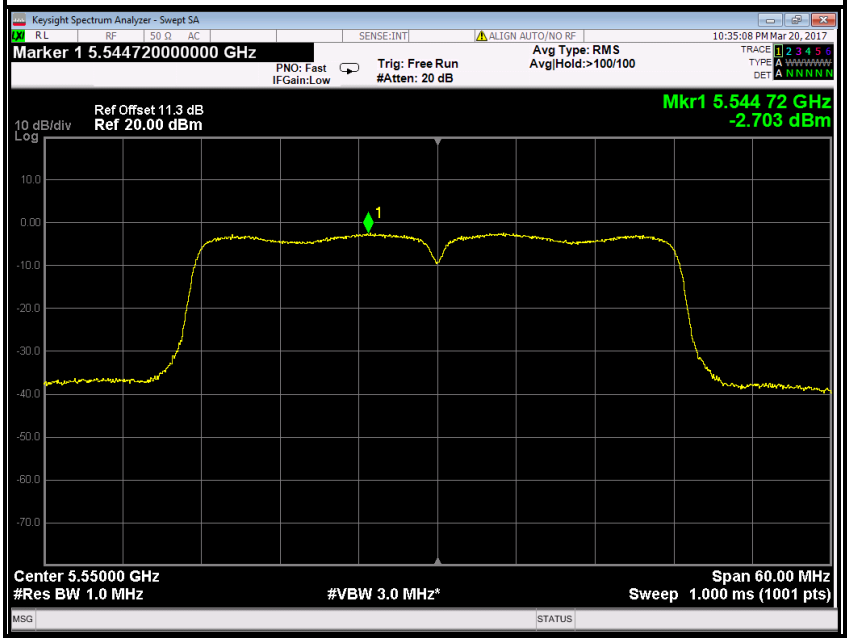

This report shall not be reproduced except in full, without the written approval of Compliance Certification Services.

PPSD (CH High)

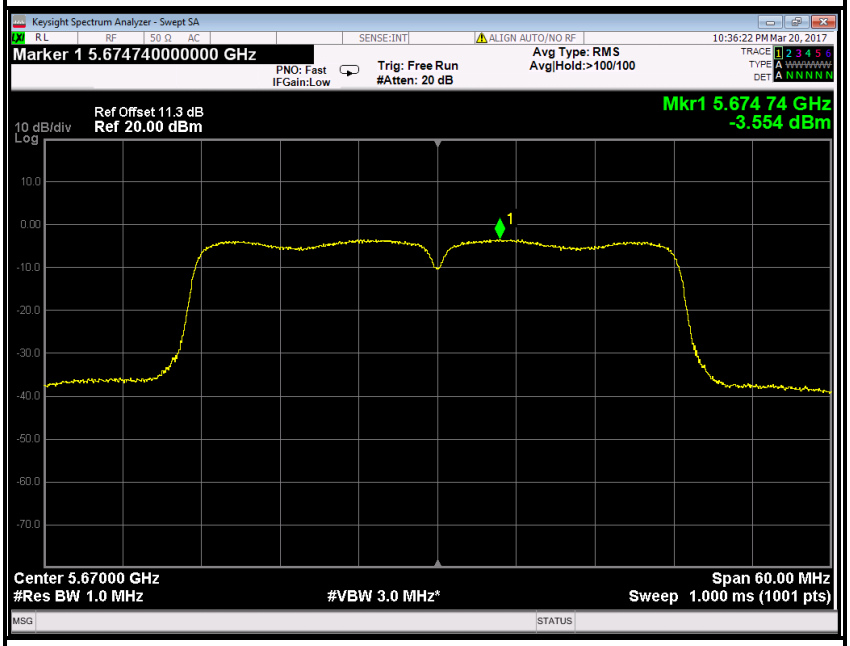

IEEE 802.11n HT 40 MHz mode / 5755 ~ 5795MHz

PPSD (CH Low)

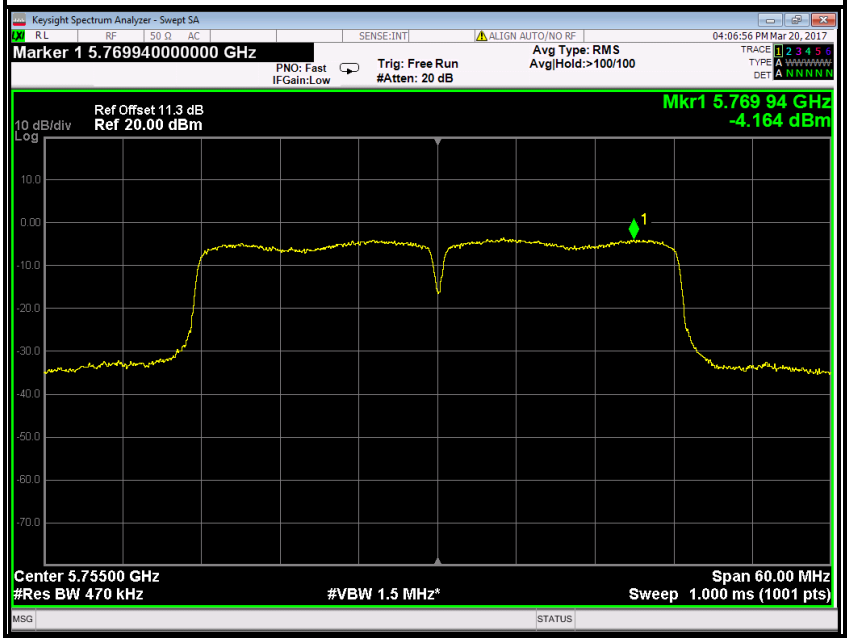

This report shall not be reproduced except in full, without the written approval of Compliance Certification Services.

PPSD (CH High)

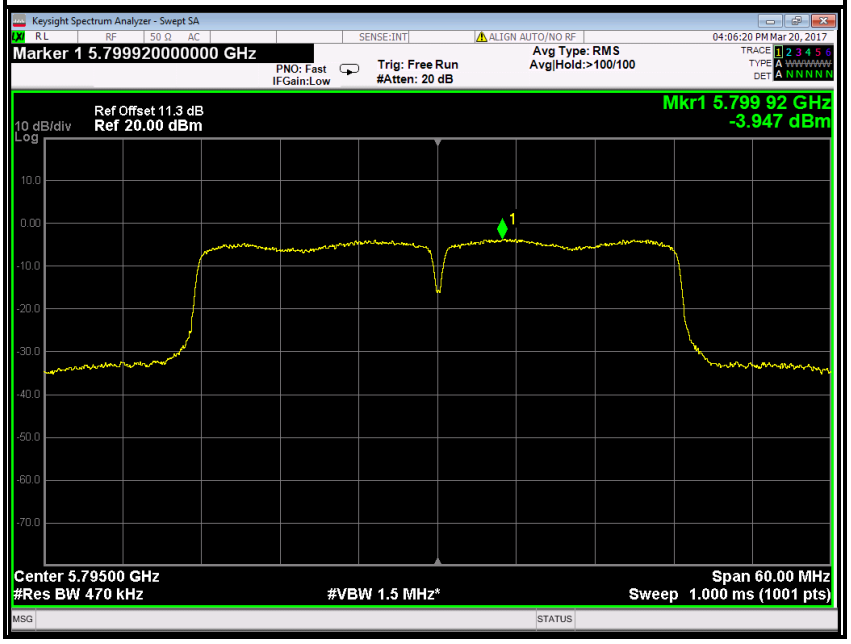

This report shall not be reproduced except in full, without the written approval of Compliance Certification Services.

IEEE 802.11ac 20 mode / 5180 ~ 5240MHz

PPSD (CH Low)

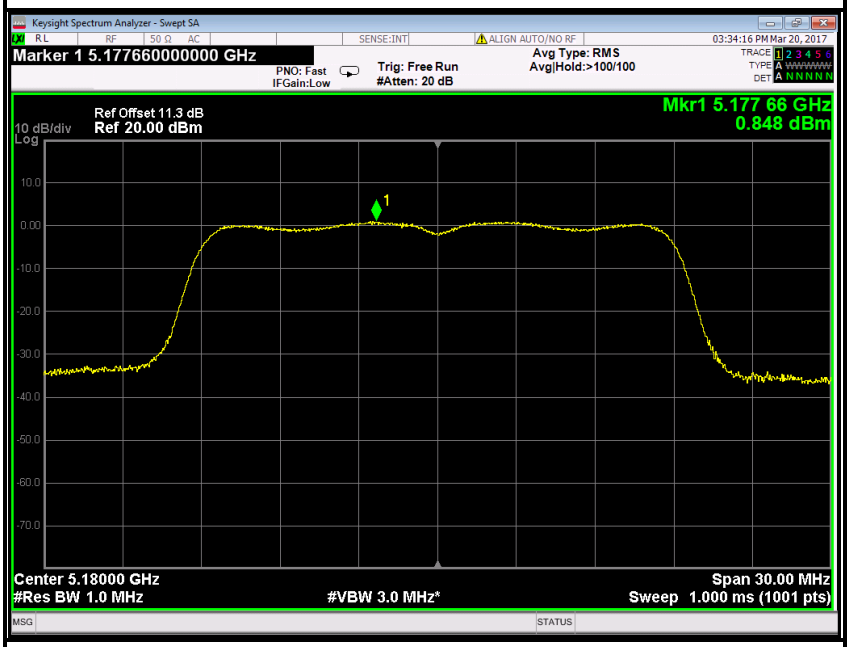

PPSD (CH Mid)

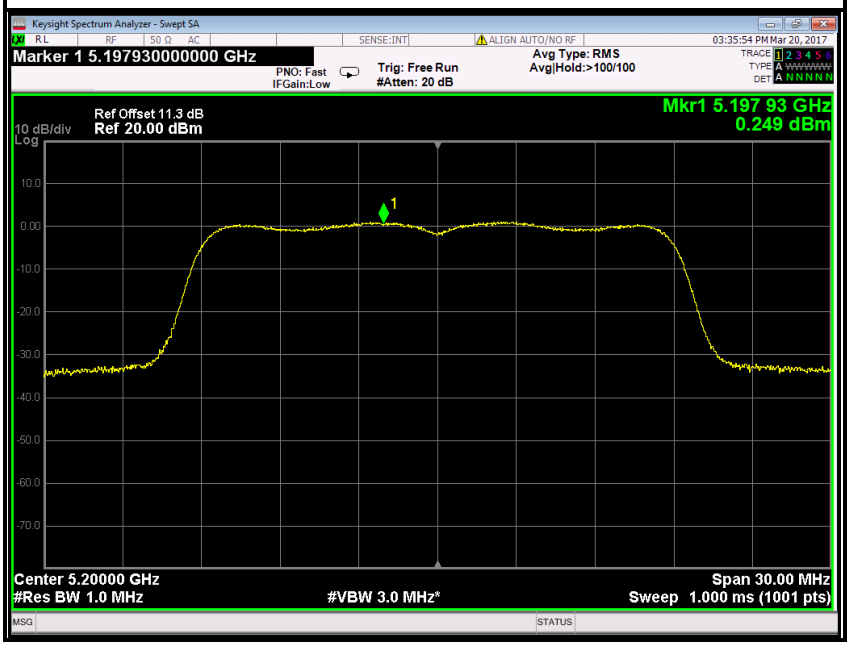

This report shall not be reproduced except in full, without the written approval of Compliance Certification Services.

PPSD (CH High)

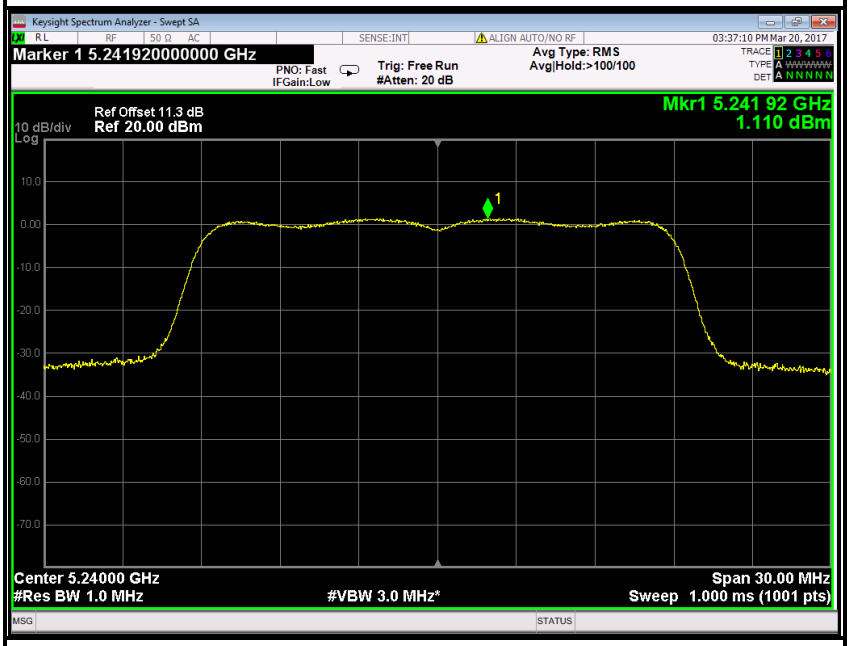

IEEE 802.11ac 20 mode / 5260~ 5320MHz

PPSD (CH Low)

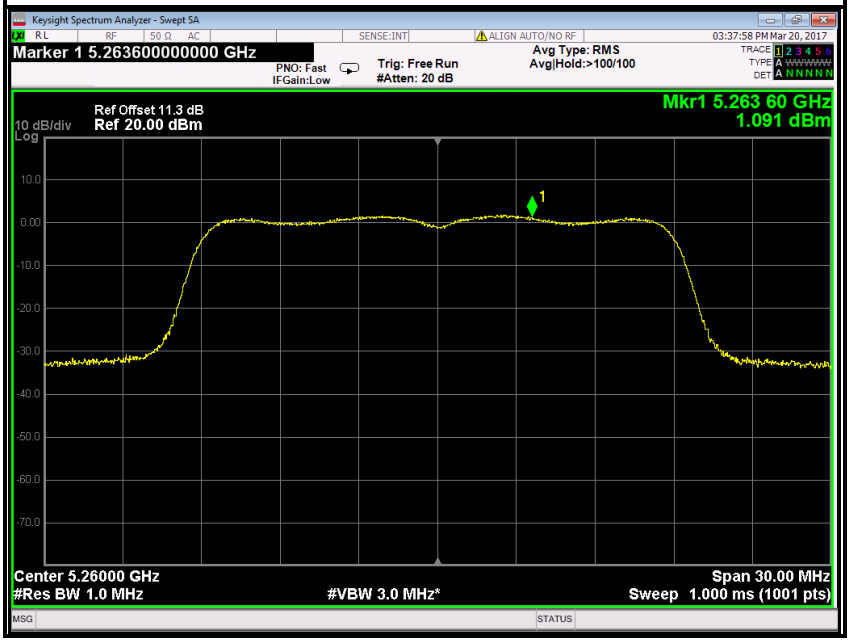

This report shall not be reproduced except in full, without the written approval of Compliance Certification Services.

PPSD (CH Mid)

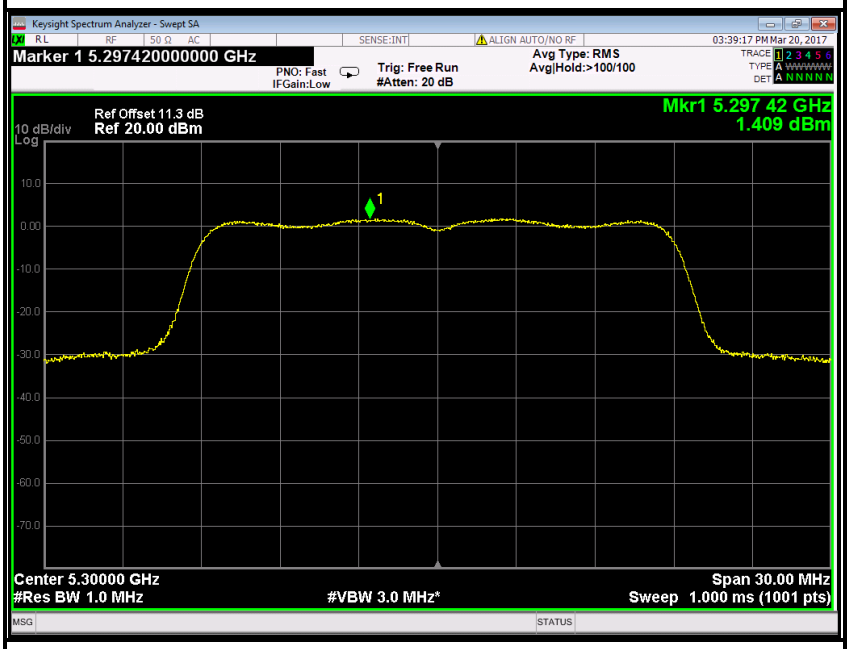

PPSD (CH High)

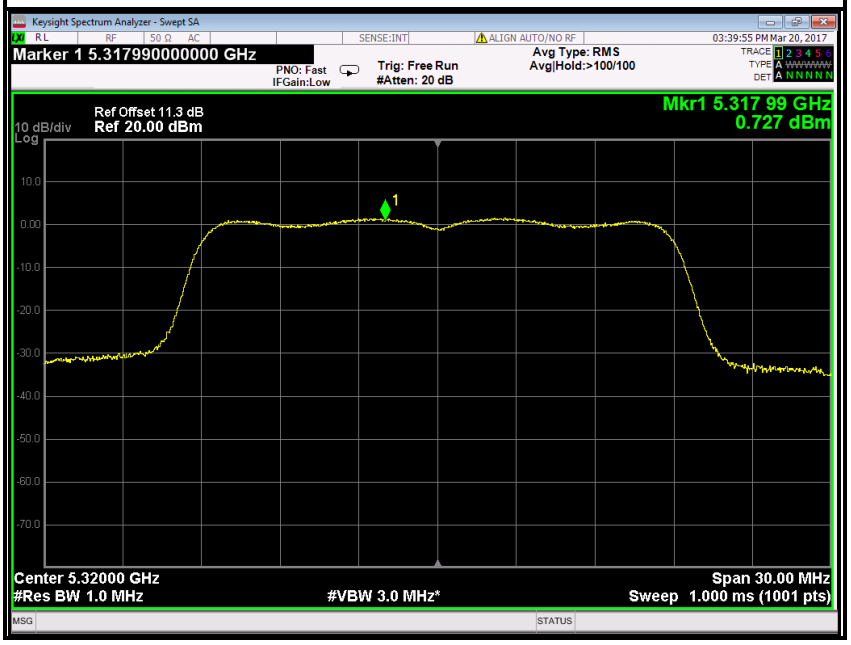

This report shall not be reproduced except in full, without the written approval of Compliance Certification Services.

IEEE 802.11ac 20 mode / 5500 ~ 5700MHz

PPSD (CH Low)

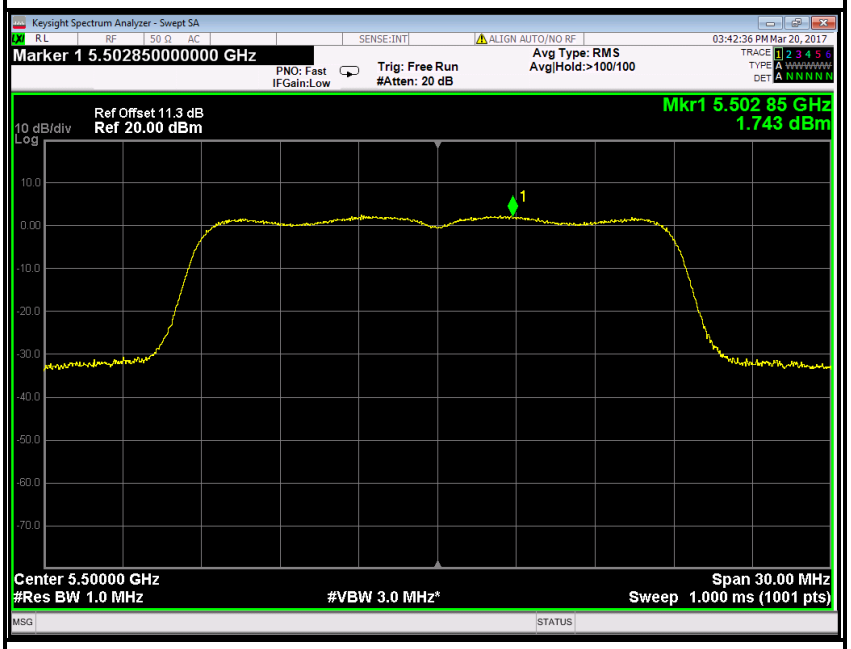

PPSD (CH Mid)

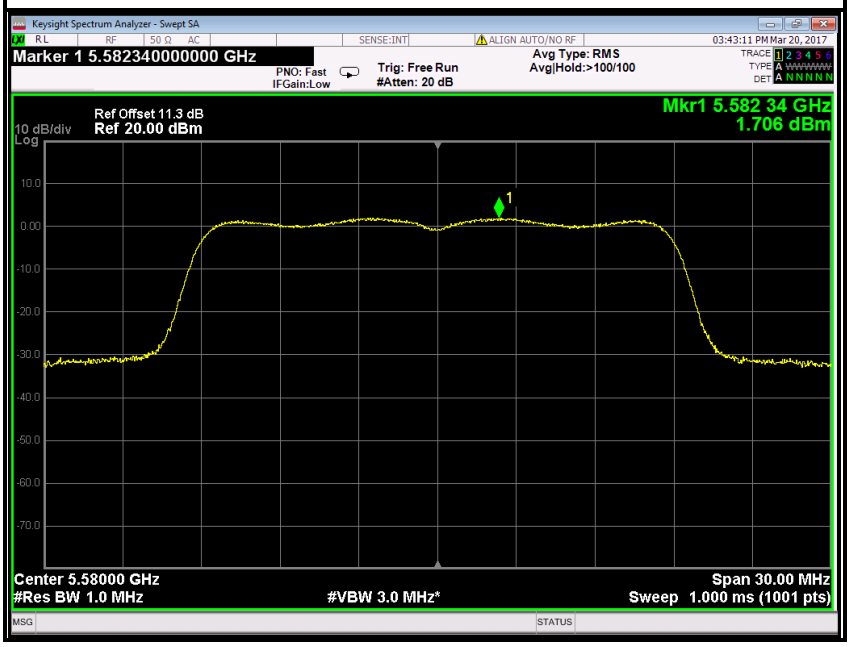

This report shall not be reproduced except in full, without the written approval of Compliance Certification Services.

PPSD (CH High)

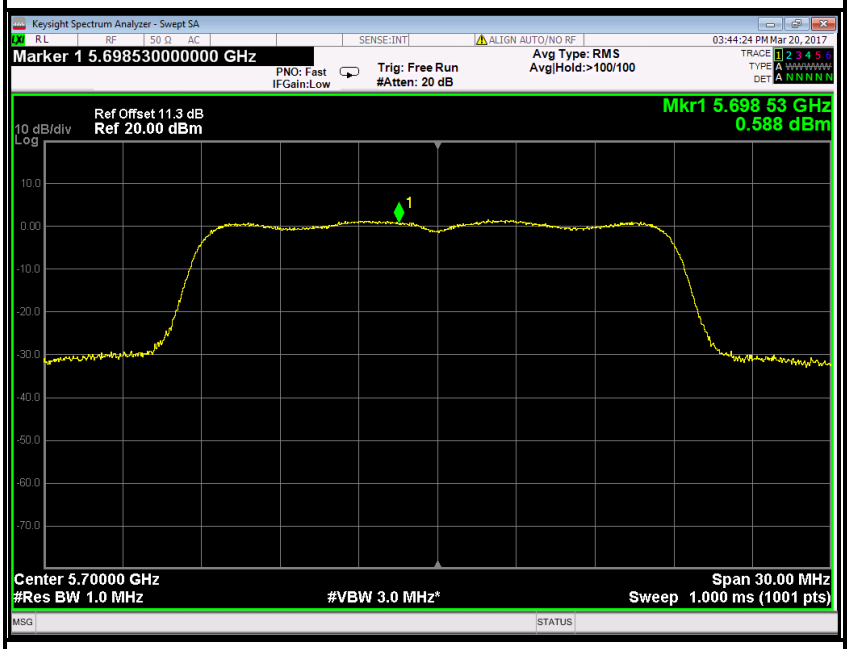

IEEE 802.11ac 20 mode / 5745 ~ 5825MHz

PPSD (CH Low)

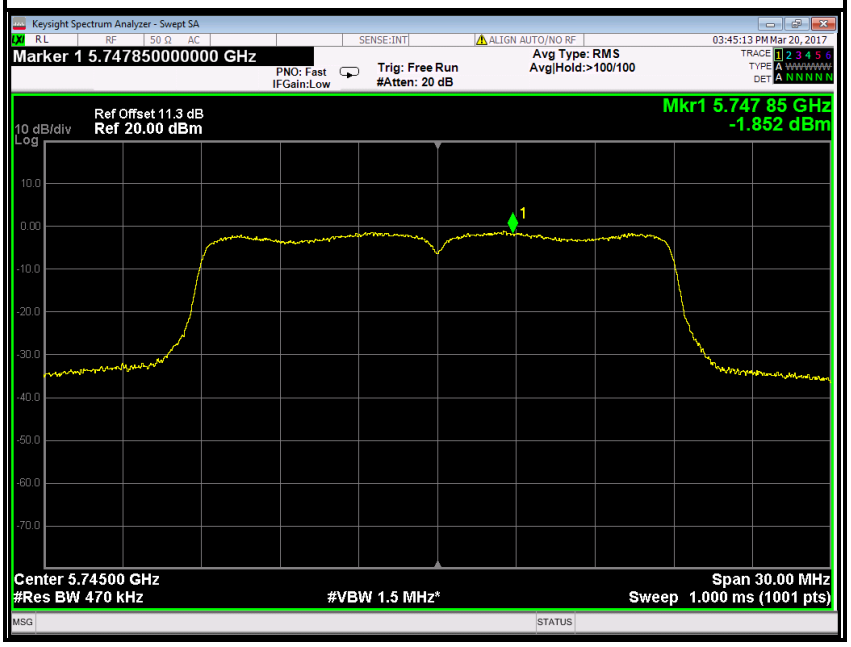

This report shall not be reproduced except in full, without the written approval of Compliance Certification Services.

PPSD (CH Mid)

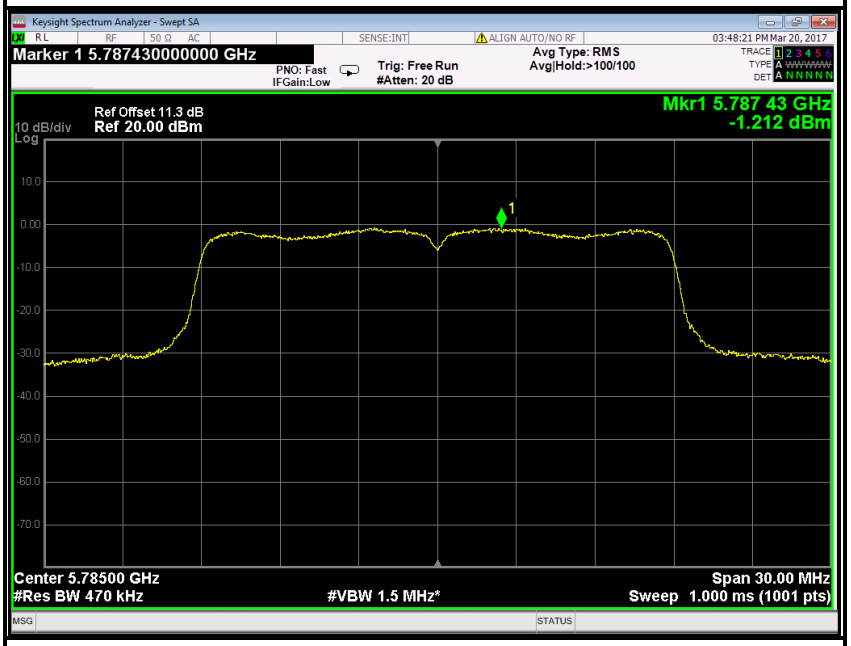

PPSD (CH High)

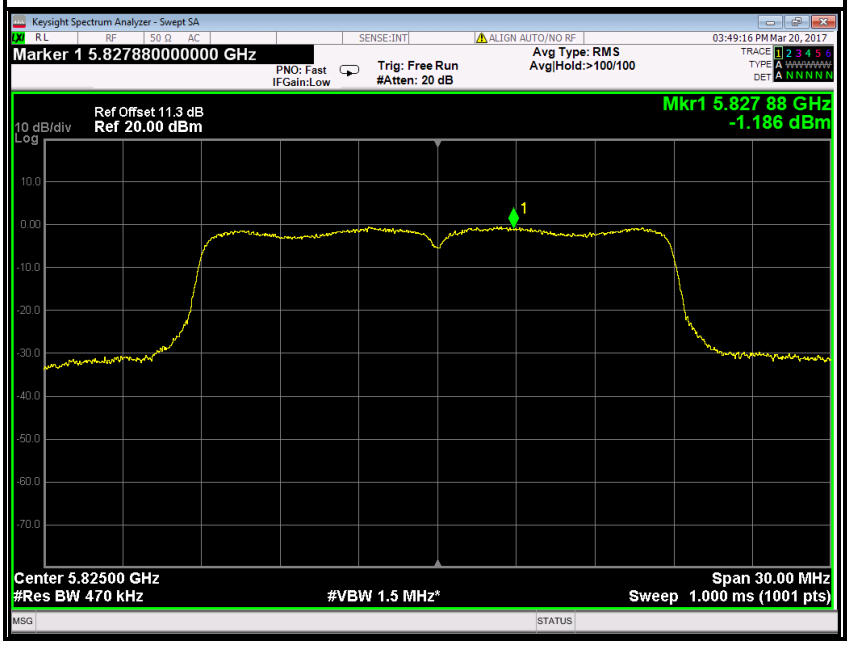

This report shall not be reproduced except in full, without the written approval of Compliance Certification Services.

IEEE 802.11ac 40 mode / 5190 ~ 5230MHz

PPSD (CH Low)

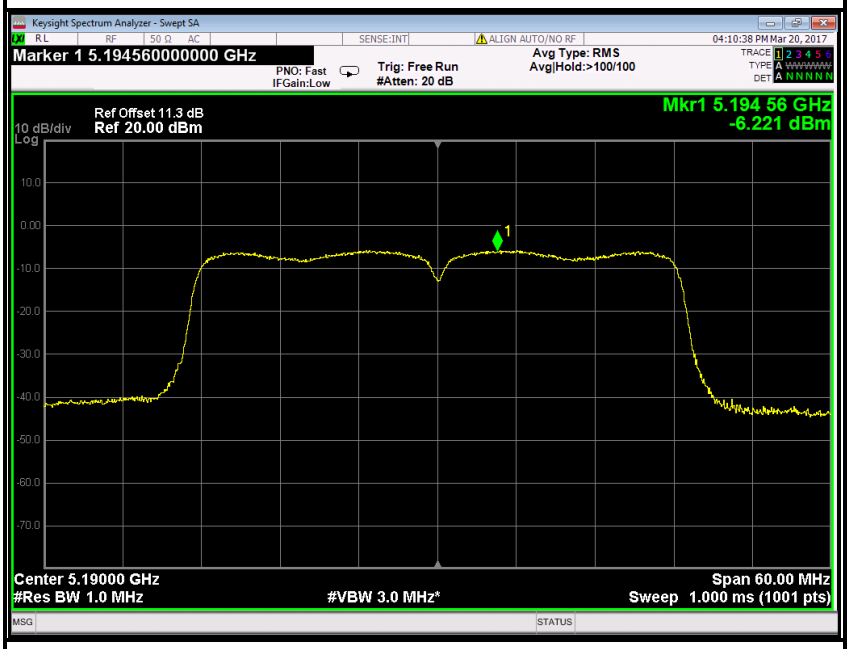

PPSD (CH High)

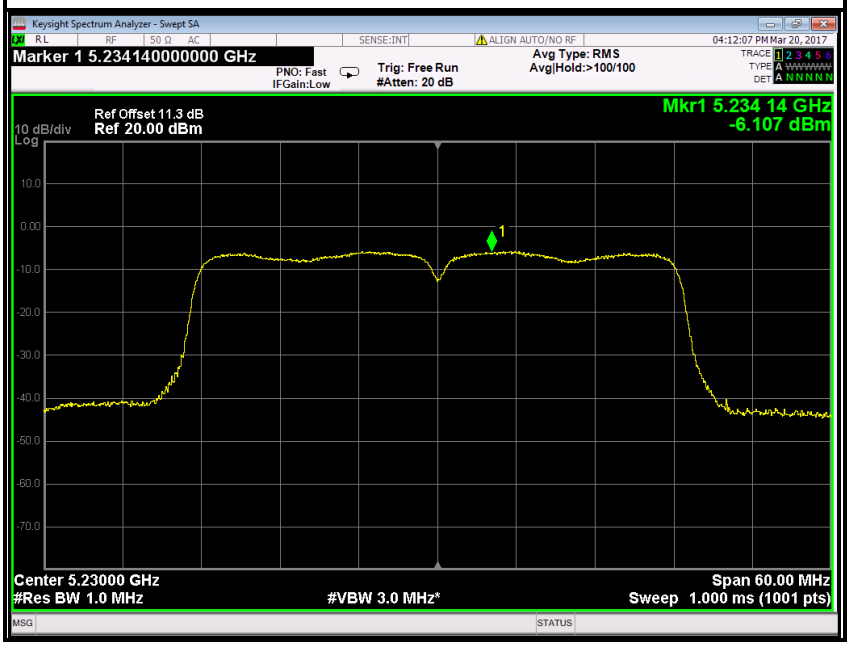

This report shall not be reproduced except in full, without the written approval of Compliance Certification Services.

IEEE 802.11ac 40 mode / 5270 ~ 5310MHz

PPSD (CH Low)

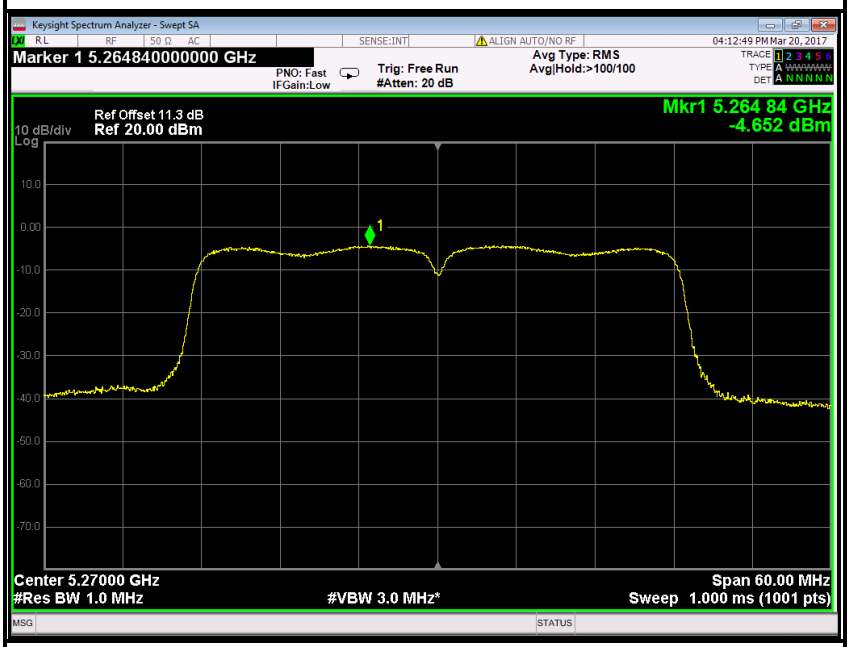

PPSD (CH High)

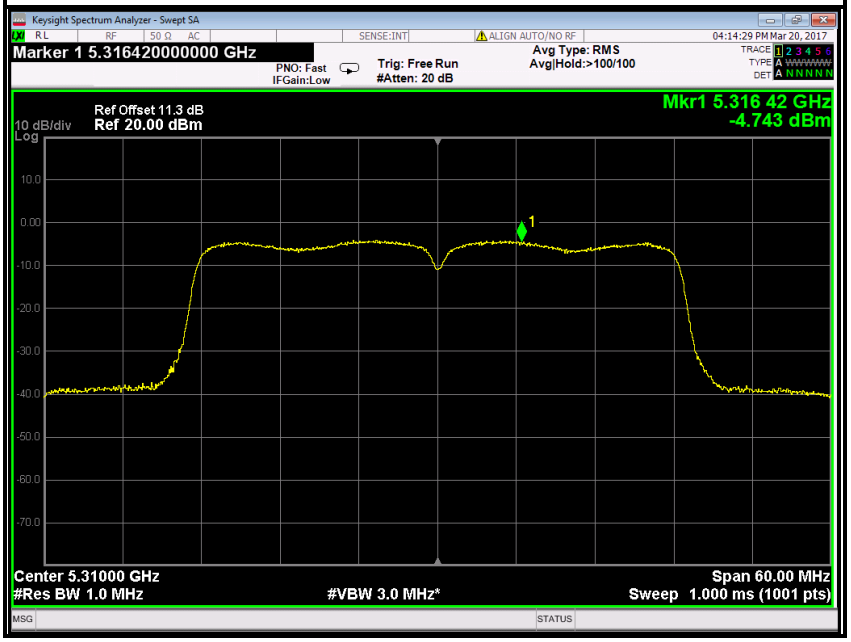

This report shall not be reproduced except in full, without the written approval of Compliance Certification Services.

IEEE 802.11ac 40 mode / 5510 ~ 5670MHz

PPSD (CH Low)

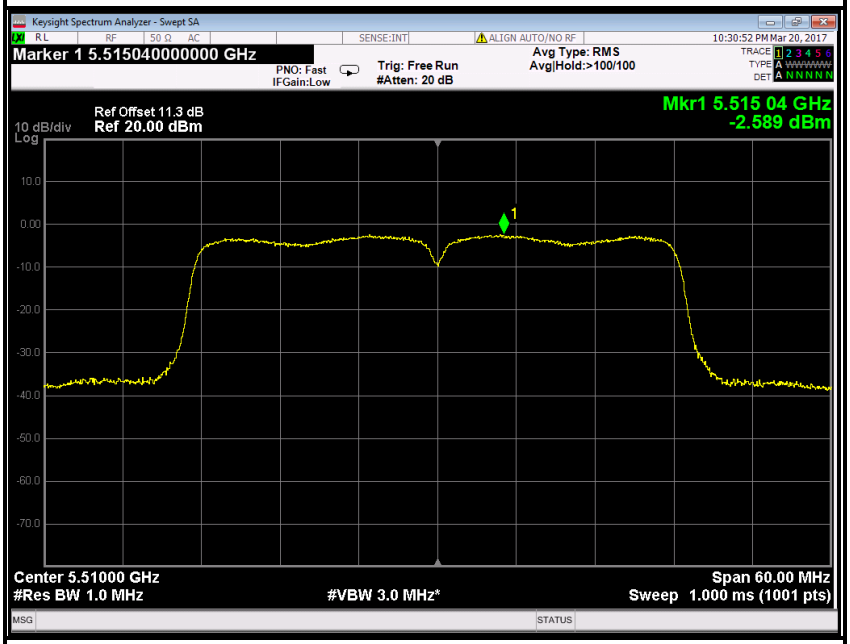

PPSD (CH Mid)

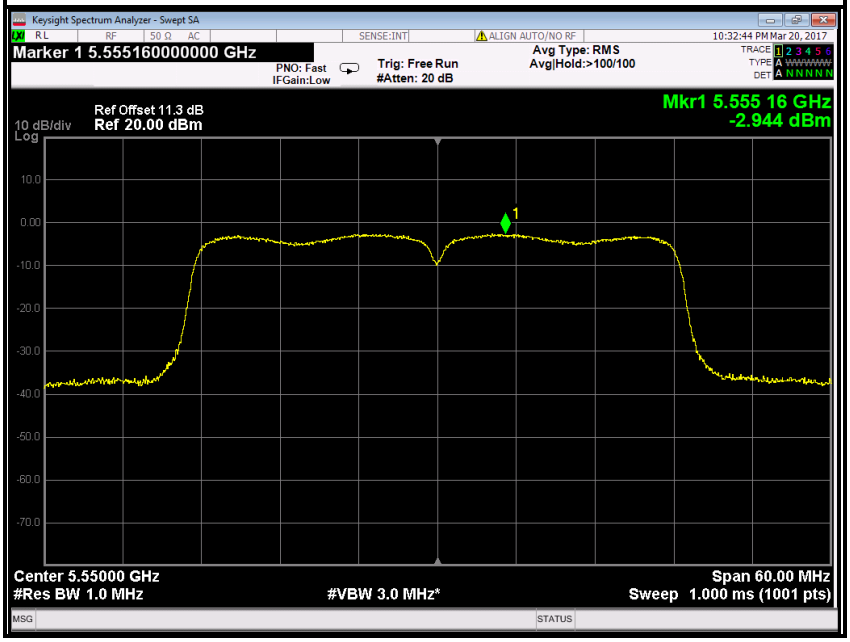

This report shall not be reproduced except in full, without the written approval of Compliance Certification Services.

PPSD (CH High)

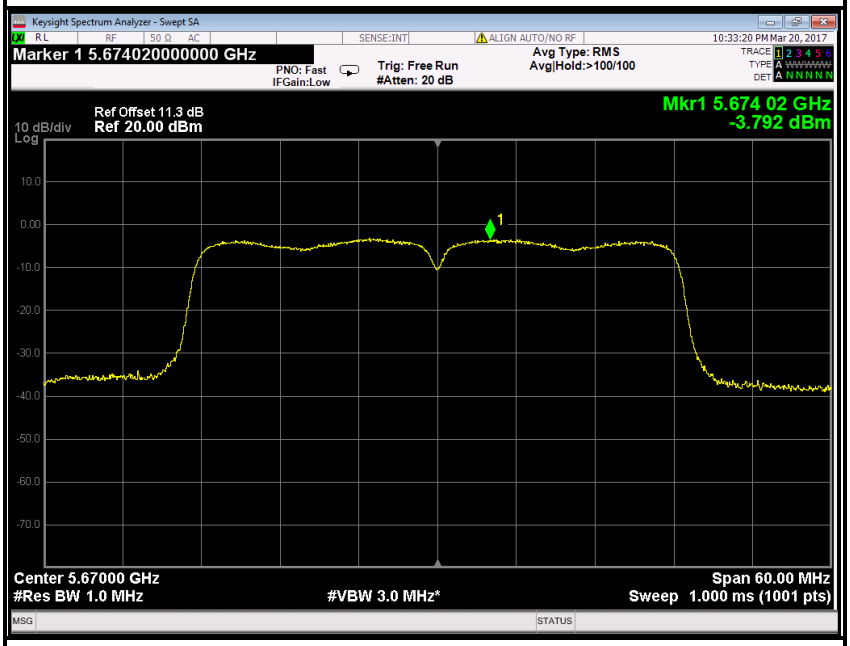

IEEE 802.11ac 40 mode / 5755 ~ 5795MHz

PPSD (CH Low)

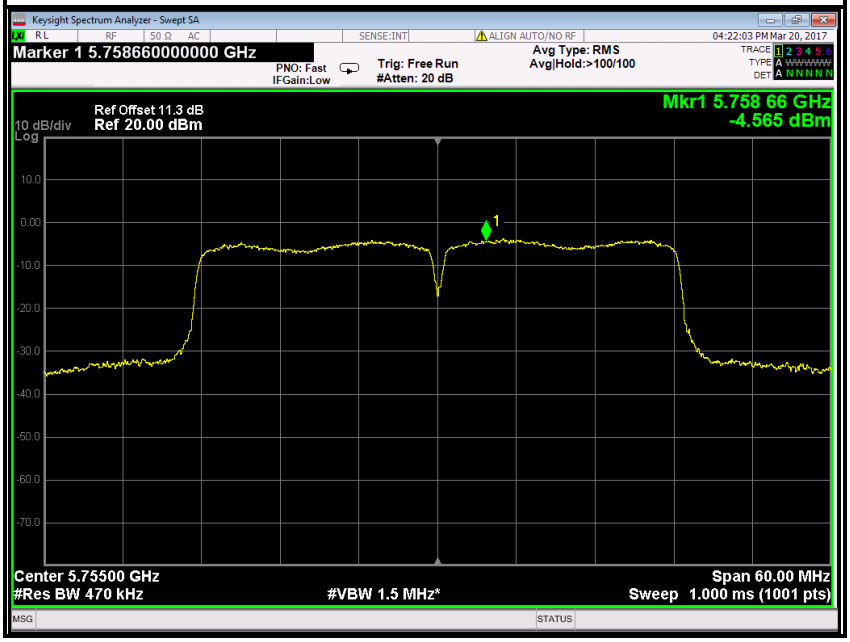

This report shall not be reproduced except in full, without the written approval of Compliance Certification Services.

PPSD (CH High)

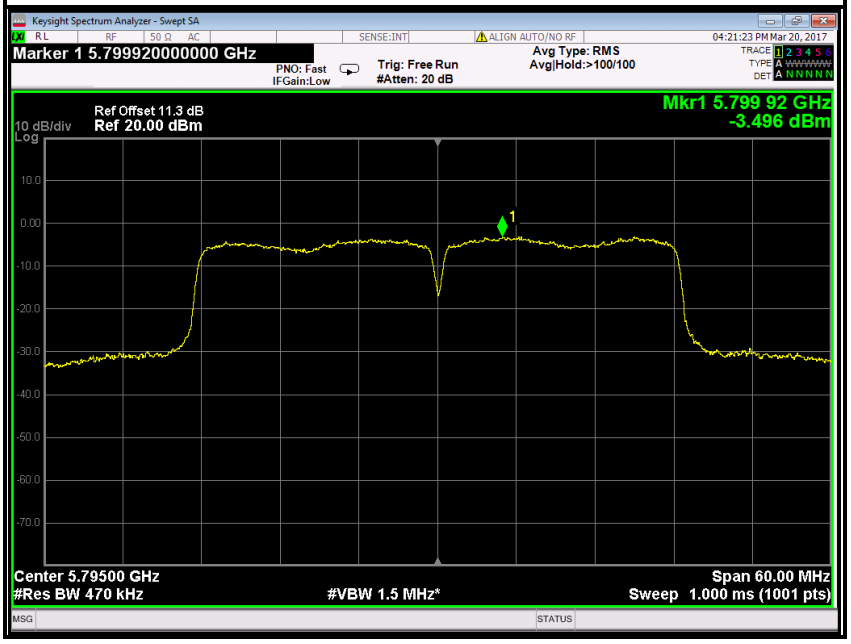

This report shall not be reproduced except in full, without the written approval of Compliance Certification Services.

IEEE 802.11ac 80 mode / 5210MHz

PPSD

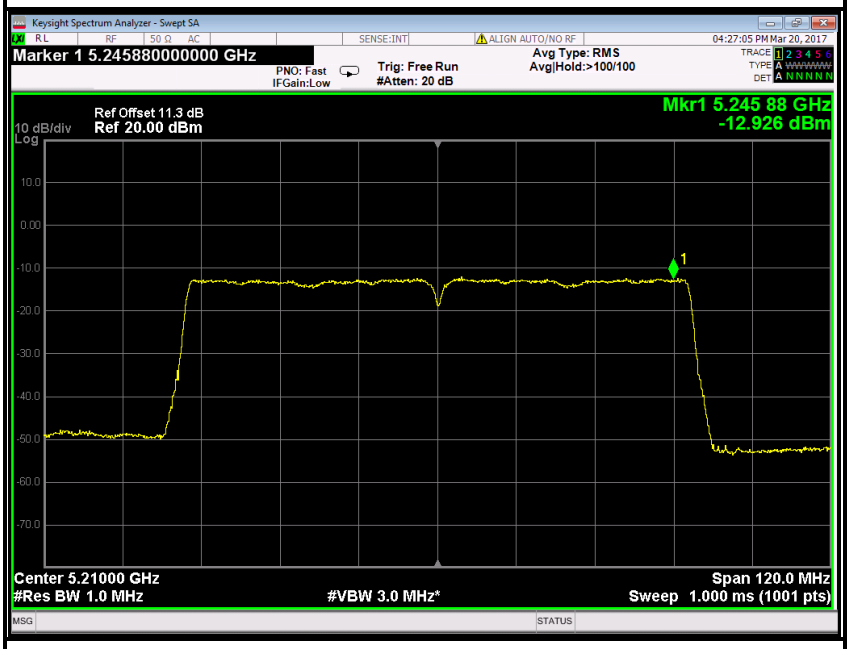

IEEE 802.11ac 80 mode / 5290MHz

PPSD

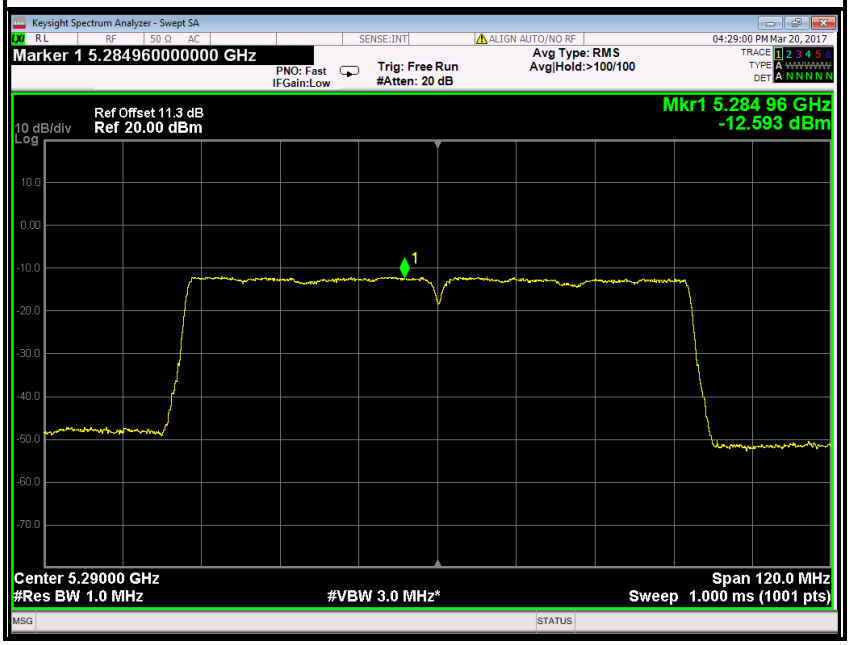

This report shall not be reproduced except in full, without the written approval of Compliance Certification Services.

IEEE 802.11ac 80 mode / 5530MHz

PPSD

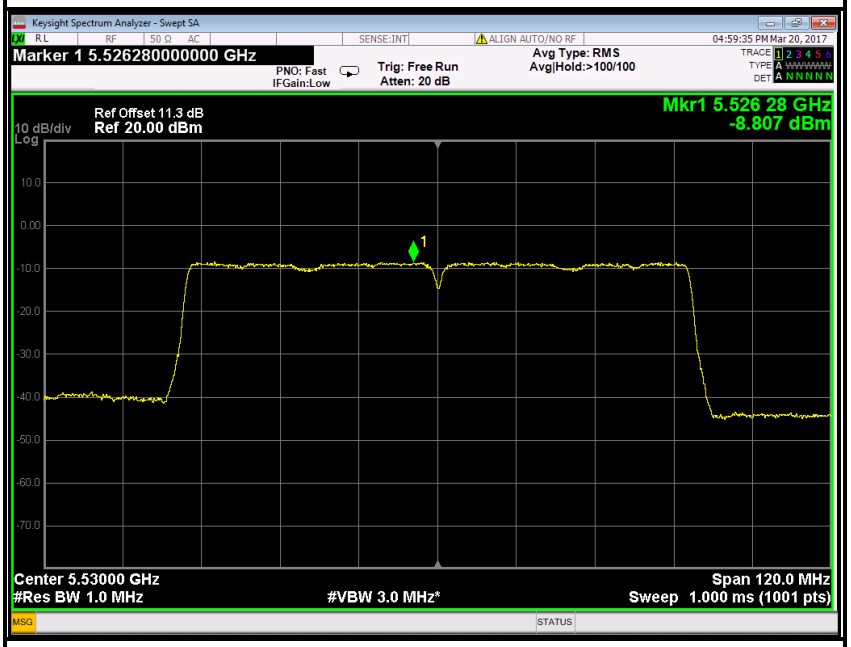

IEEE 802.11ac 80 mode / 5775MHz

PPSD

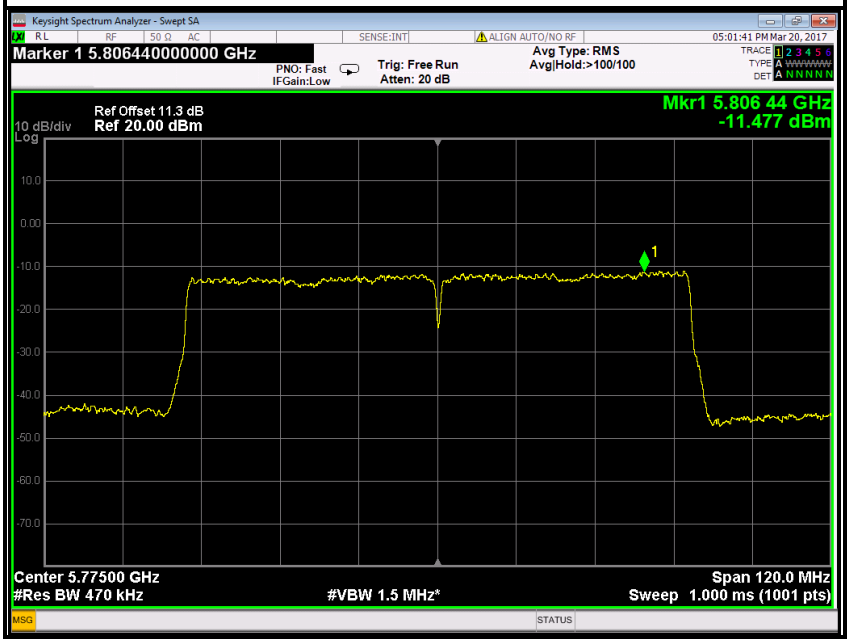

This report shall not be reproduced except in full, without the written approval of Compliance Certification Services.