FCC Radio Test Report

FCC ID	:	**XNI-ID214162**
Contain FCC ID	:	**XMR201807EG95NA**
Equipment	:	**Router Gen2 Hotspot with Telematics**
Brand Name	:	**LCI**
Model Name	:	**2021015320**
Applicant	:	**Lippert Components 6801 15 Mile Road Sterling Heights Michigan United States 48312**
Manufacturer	:	**Lippert Components 6801 15 Mile Road Sterling Heights Michigan United States 48312**
Standard	:	**47 CFR FCC Part 15.407**

The product was received on Dec. 21, 2020, and testing was started from Jan. 28, 2021 and completed on Jul. 23, 2021. We, SPORTON INTERNATIONAL INC. Hsinhua Laboratory, would like to declare that the tested sample has been evaluated in accordance with the procedures given in ANSI C63.10-2013 and shown compliance with the applicable technical standards.

The test results in this report apply exclusively to the tested model / sample. Without written approval of SPORTON INTERNATIONAL INC. Hsinhua Laboratory, the test report shall not be reproduced except in full.

Allen Lin

Approved by: Allen Lin

SPORTON INTERNATIONAL INC. Hsinhua Laboratory

No.52, Huaya 1st Rd., Guishan Dist., Taoyuan City 333411, Taiwan (R.O.C.)

Table of Contents

HISTORY OF THIS TEST REPORT 3

SUMMARY OF TEST RESULT 4

1 GENERAL DESCRIPTION 5

1.1 Information 5
1.2 Testing Applied Standards 8
1.3 Testing Location Information 8
1.4 Measurement Uncertainty 8

2 TEST CONFIGURATION OF EUT 9

2.1 Test Condition 9
2.2 Test Channel Mode 9
2.3 The Worst Case Measurement Configuration 10
2.4 Support Equipment 11
2.5 Test Setup Diagram 12

3 TRANSMITTER TEST RESULT 14

3.1 AC Power-line Conducted Emissions 14
3.2 Emission Bandwidth 16
3.3 Maximum Conducted Output Power 17
3.4 Peak Power Spectral Density 19
3.5 Unwanted Emissions 21

4 TEST EQUIPMENT AND CALIBRATION DATA 25

APPENDIX A. TEST RESULTS OF AC POWER-LINE CONDUCTED EMISSIONS

APPENDIX B. TEST RESULTS OF EMISSION BANDWIDTH

APPENDIX C. TEST RESULTS OF MAXIMUM CONDUCTED OUTPUT POWER

APPENDIX D. TEST RESULTS OF PEAK POWER SPECTRAL DENSITY

APPENDIX E. TEST RESULTS OF UNWANTED EMISSIONS

APPENDIX F. TEST RESULTS OF RADIATED EMISSION CO-LOCATION

APPENDIX G. TEST PHOTOS

PHOTOGRAPHS OF EUT V01

History of this test report

Report No.	Version	Description	Issued Date
FR071337AN	01	Initial issue of report	Aug. 24, 2021

Summary of Test Result

Report Clause	Ref. Std. Clause	Test Items	Result (PASS/FAIL)	Remark
1.1.2	15.203	Antenna Requirement	PASS	-
3.1	15.207	AC Power-line Conducted Emissions	PASS	-
3.2	15.407(a)	Emission Bandwidth	PASS	-
3.3	15.407(a)	Maximum Conducted Output Power	PASS	-
3.4	15.407(a)	Peak Power Spectral Density	PASS	-
3.5	15.407(b)	Unwanted Emissions	PASS	-

Declaration of Conformity:
The test results with all measurement uncertainty excluded are presented in accordance with the regulation limits or requirements declared by manufacturers.
Comments and explanations:
The EUT supports beamforming and CDD modes, and the CDD mode is the worse case. Therefore, all test items are evaluated in the report. The beamforming mode only evaluateds the output power.

Reviewed by: Sam Tsai

Report Producer: Ann Hou

1 General Description

1.1 Information

1.1.1 RF General Information

Frequency Range (MHz)	IEEE Std. 802.11	Ch. Frequency (MHz)	Channel Number
5150-5250	a, n (HT20), ac (VHT20)	5180-5240	36-48 [4]
5725-5850		5745-5825	149-165 [5]
5150-5250	n (HT40), ac (VHT40)	5190-5230	38-46 [2]
5725-5850		5755-5795	151-159 [2]
5150-5250	ac (VHT80)	5210	42 [1]
5725-5850		5775	155 [1]

Non-Beamforming

Band	Mode	BWch (MHz)	Nant
5.15-5.25GHz	802.11a	20	2TX
5.725-5.85GHz	802.11a	20	2TX
5.15-5.25GHz	802.11ac VHT20	20	2TX
5.725-5.85GHz	802.11ac VHT20	20	2TX
5.15-5.25GHz	802.11ac VHT40	40	2TX
5.725-5.85GHz	802.11ac VHT40	40	2TX
5.15-5.25GHz	802.11ac VHT80	80	2TX
5.725-5.85GHz	802.11ac VHT80	80	2TX

Beamforming

Band	Mode	BWch (MHz)	Nant
5.15-5.25GHz	802.11ac VHT20-BF	20	2TX
5.725-5.85GHz	802.11ac VHT20-BF	20	2TX
5.15-5.25GHz	802.11ac VHT40-BF	40	2TX
5.725-5.85GHz	802.11ac VHT40-BF	40	2TX
5.15-5.25GHz	802.11ac VHT80-BF	80	2TX
5.725-5.85GHz	802.11ac VHT80-BF	80	2TX

Note:
- 11a, HT20 and HT40 use a combination of OFDM-BPSK, QPSK, 16QAM, 64QAM modulation.
- VHT20, VHT40, VHT80 use a combination of OFDM-BPSK, QPSK, 16QAM, 64QAM, 256QAM modulation.
- BWch is the nominal channel bandwidth.

1.1.2 Antenna Information

Ant.	Brand	Model Name	Antenna Type	Connector
1	Lynwave	ALX20P-222AA1-00	PCB antenna	I-PEX
2	Lynwave	ALX20P-222AA1-00	PCB antenna	I-PEX

Ant.	Port	Gain (dBi)	
		2.4G	5G
1	1	3.7	5
2	2	3.7	5

For 2.4GHz function:

For IEEE 802.11 b/g/n/VHT mode (2TX/2RX)

Ant. 1 (port 1) and Ant. 2 (port 2) could transmit/receive.

For 5GHz function:

For IEEE 802.11 a/n/ac mode (2TX/2RX)

Ant. 1 (port 1) and Ant. 2 (port 2) could transmit/receive.

1.1.3 EUT Information

Operational Condition				
EUT Power Type	From AC Adapter			
EUT Function	☐	Outdoor AP	☒	Indoor AP
	☐	Fixed P2P AP	☐	Indoor Client
Beamforming Function	☒	With beamforming	☐	Without beamforming

Type of EUT		
☒	Stand-alone	
☐	Combined (EUT where the radio part is fully integrated within another device)	
	Combined Equipment - Brand Name / Model No.:	…
☐	Plug-in radio (EUT intended for a variety of host systems)	
	Host System - Brand Name / Model No.:	
☐	Other:	

1.1.4 Mode Test Duty Cycle

Non-Beamforming

Mode	DC	DCF(dB)	T(s)	VBW(Hz) ≥ 1/T
802.11a_Nss1,(6Mbps)_2TX	1	0	n/a (DC>=0.98)	n/a (DC>=0.98)
802.11ac VHT20_Nss1,(MCS0)_2TX	1	0	n/a (DC>=0.98)	n/a (DC>=0.98)
802.11ac VHT40_Nss1,(MCS0)_2TX	1	0	n/a (DC>=0.98)	n/a (DC>=0.98)
802.11ac VHT80_Nss1,(MCS0)_2TX	1	0	n/a (DC>=0.98)	n/a (DC>=0.98)

Note. If DC < 0.98, the DCF was added while measuring Output power and PSD.

Beamforming

Mode	DC	DCF(dB)	T(s)	VBW(Hz) ≥ 1/T
802.11ac VHT20-BF _Nss1,(MCS0)_2TX	1	0	n/a (DC>=0.98)	n/a (DC>=0.98)
802.11ac VHT40-BF _Nss1,(MCS0)_2TX	1	0	n/a (DC>=0.98)	n/a (DC>=0.98)
802.11ac VHT80-BF _Nss1,(MCS0)_2TX	1	0	n/a (DC>=0.98)	n/a (DC>=0.98)

Note. If DC < 0.98, the DCF was added while measuring Output power and PSD.

1.2 Testing Applied Standards

According to the specifications of the manufacturer, the EUT must comply with the requirements of the following standards:

- 47 CFR FCC Part 15
- ANSI C63.10-2013
- KDB 789033 D02 v02r01

The following reference test guidance is not within the scope of accreditation of TAF:

- KDB 662911 D01 v02r01
- KDB 414788 D01 v01r01

1.3 Testing Location Information

Test Lab.：Sporton International Inc. Hsinhua Laboratory				
☒ Hsinhua	**ADD:** No.52, Huaya 1st Rd., Guishan Dist., Taoyuan City 333411, Taiwan (R.O.C.)			
(TAF: 3785**)**	**TEL:** 886-3-327-3456		**FAX:** 886-3-327-0973	
Test site Designation No. TW3785 with FCC.				
Test Condition	**Test Site No.**	**Test Engineer**	**Test Environment**	**Test Date**
AC Conduction	CO04-HY	Daniel	20.1~21.9°C / 51~55%	03/Feb/2021
RF Conducted	TH07-HY	Justin	20.2~22.8°C / 55~56.7%	01/Feb/2021
Radiated (Below 1GHz)	03CH02-HY	Lego	23.1~24.2°C / 58~65%	23/Jul/2021
Radiated (Above 1GHz)	03CH03-HY	Edward	22.1~23.6°C / 52~60%	28/Jan/2021~30/Jan/2021
Radiated (Co-location)	03CH03-HY	Edward	24.6~25.1°C / 53~58%	15/Apr/2021

1.4 Measurement Uncertainty

ISO/IEC 17025 requires that an estimate of the measurement uncertainties associated with the emissions test results be included in the report. The measurement uncertainties given below are based on a 95% confidence level (based on a coverage factor (k=2)

Test Items	**Uncertainty**	**Remark**
Conducted Emission (150kHz ~ 30MHz)	0.9 dB	Confidence levels of 95%
Radiated Emission (9kHz ~ 30MHz)	2.4 dB	Confidence levels of 95%
Radiated Emission (30MHz ~ 1,000MHz)	3.7 dB	Confidence levels of 95%
Radiated Emission (1GHz ~ 18GHz)	3.6 dB	Confidence levels of 95%
Radiated Emission (18GHz ~ 40GHz)	3.5 dB	Confidence levels of 95%
Conducted Emission	1.0 dB	Confidence levels of 95%
Temperature	0.41 °C	Confidence levels of 95%
Humidity	3.4 %	Confidence levels of 95%

2 Test Configuration of EUT

2.1 Test Condition

Condition Item	Abbreviation/Remark	Remark
TnomVnom	Tnom	20°C
-	Vnom	120V

2.2 Test Channel Mode

Test Software Version	RTL819x3.6-2019/04/19

Non-Beamforming

Mode	Power Setting
802.11a_Nss1,(6Mbps)_2TX	-
5180MHz	104,104
5200MHz	106,106
5240MHz	107,107
5745MHz	106,106
5785MHz	106,106
5825MHz	108,108
802.11ac VHT20_Nss1,(MCS0)_2TX	-
5180MHz	111,111
5200MHz	111,111
5240MHz	108,108
5745MHz	102,102
5785MHz	106,106
5825MHz	104,104
802.11ac VHT40_Nss1,(MCS0)_2TX	-
5190MHz	103,103
5230MHz	112,112
5755MHz	115,115
5795MHz	118,118
802.11ac VHT80_Nss1,(MCS0)_2TX	-
5210MHz	96,96
5775MHz	105,105

2.3 The Worst Case Measurement Configuration

The Worst Case Mode for Following Conformance Tests	
Tests Item	AC power-line conducted emissions
Condition	AC power-line conducted measurement for line and neutral
Operating Mode	CTX
1	Adapter mode

The Worst Case Mode for Following Conformance Tests	
Tests Item	Emission Bandwidth Maximum Conducted Output Power Peak Power Spectral Density
Test Condition	Conducted measurement at transmit chains

The Worst Case Mode for Following Conformance Tests	
Tests Item	Unwanted Emissions
Test Condition	Radiated measurement If EUT consist of multiple antenna assembly (multiple antenna are used in EUT regardless of spatial multiplexing MIMO configuration), the radiated test should be performed with highest antenna gain of each antenna type.
Operating Mode < 1GHz	CTX
1	Adapter mode
Operating Mode > 1GHz	CTX
Orthogonal Planes of EUT	**Z Plane**

The Worst Case Mode for Following Conformance Tests	
Tests Item	Simultaneous Transmission Analysis
Test Condition	Radiated measurement
Operating Mode	Normal Link
1	WLAN 2.4GHz+WLAN 5GHz
Refer to Sporton Test Report No.: Appendix G for Radiated Emission Co-location.	
Operating Mode	Normal Link
1	WLAN 2.4GHz+WLAN 5GHz+LTE
Refer to Sporton Test Report No.: FA071337 for Co-location RF Exposure Evaluation.	

2.4 Support Equipment

Support Equipment – AC Conduction					
No.	**Equipment**	**Brand Name**	**Model Name**	**FCC ID**	**Remark**
1	AC Adapter	Asian Power Devices inc.	DA-48T12	-	Provided by Customer

Support Equipment – Conducted					
No.	**Equipment**	**Brand Name**	**Model Name**	**FCC ID**	**Remark**
1	Notebook	DELL	E5410	-	-
2	Adapter for NB	DELL	HA65NM130	-	-
3	AC Adapter	Asian Power Devices inc.	DA-48T12	-	Provided by Customer

Support Equipment – Radiated					
No.	**Equipment**	**Brand Name**	**Model Name**	**FCC ID**	**Remark**
1	AC Adapter	Asian Power Devices inc.	DA-48T12	-	Provided by Customer

2.5 Test Setup Diagram

Test Setup Diagram – AC Line Conducted Emission Test

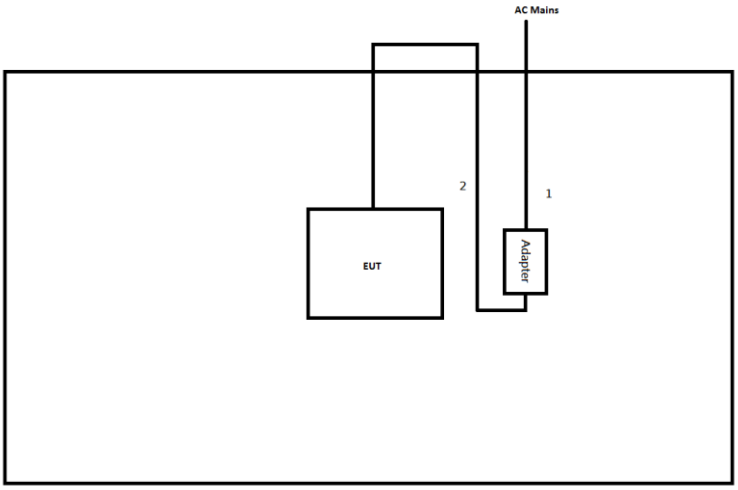

Item	Connection	Shielded	Length(m)
1	AC Power cable	No	1.8
2	DC Power cable	No	1.5

Test Setup Diagram - Radiated Test

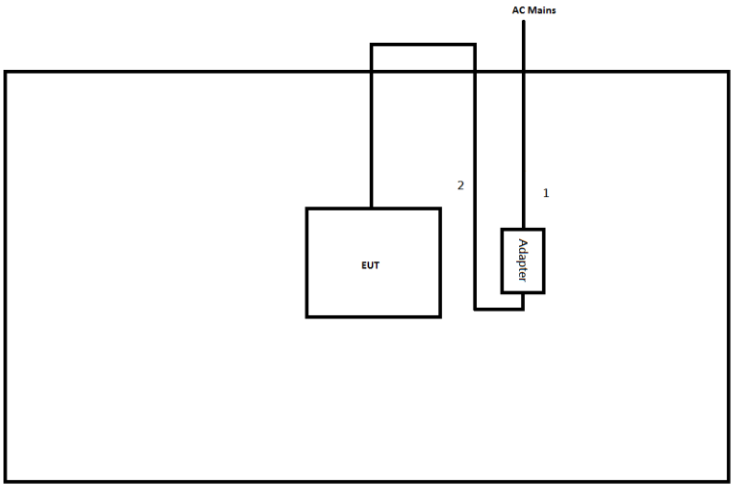

Item	Connection	Shielded	Length(m)
1	AC Power cable	No	1.8
2	DC Power cable	No	1.5

Test Setup Diagram - Radiated Test (Co-location)

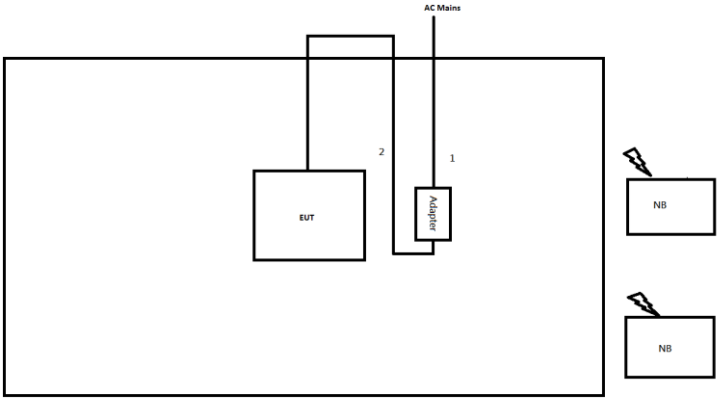

Item	Connection	Shielded	Length(m)
1	AC Power cable	No	1.5
2	DC Power cable	No	1.5

3 Transmitter Test Result

3.1 AC Power-line Conducted Emissions

3.1.1 AC Power-line Conducted Emissions Limit

AC Power-line Conducted Emissions Limit		
Frequency Emission (MHz)	**Quasi-Peak**	**Average**
0.15-0.5	66 - 56 *	56 - 46 *
0.5-5	56	46
5-30	60	50
Note 1: * Decreases with the logarithm of the frequency.		

3.1.2 Measuring Instruments

Refer a test equipment and calibration data table in this test report.

3.1.3 Test Procedures

Test Method
☒ Refer as ANSI C63.10-2013, clause 6.2 for AC power-line conducted emissions.

3.1.4 Measurement Results Calculation

The measured Level is calculated using:
Corrected Reading: Raw(Read Level) +LISN(LISN Factor) + CL(Cable Loss) + AT(Attenuator).

3.1.5 Test Setup

AC Power-line Conducted Emissions

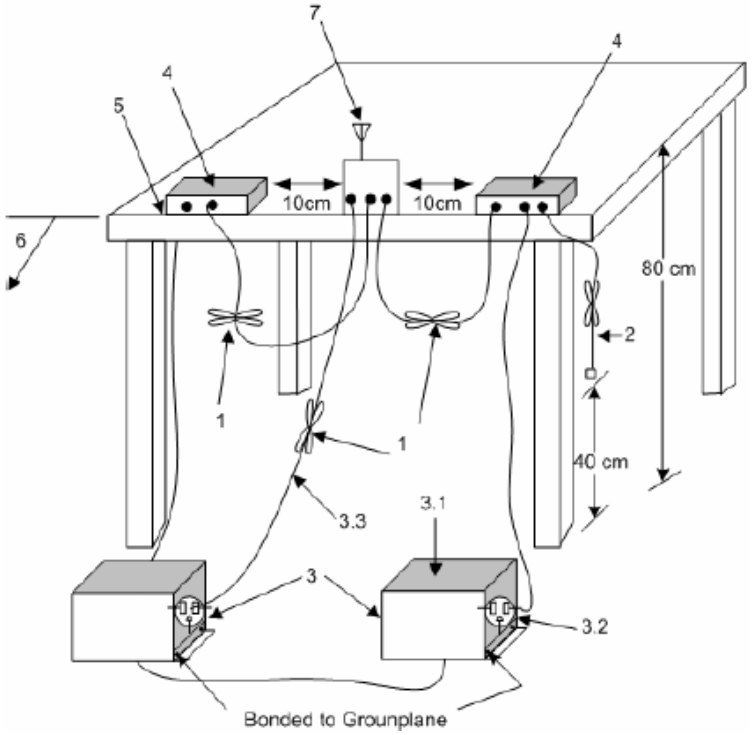

1—Interconnecting cables that hang closer than 40 cm to the ground plane shall be folded back and forth in the center forming a bundle 30 cm to 40 cm long.
2—The I/O cables that are not connected to an accessory shall be bundled in the center. The end of the cable may be terminated, if required, using the correct terminating impedance. The overall length shall not exceed 1 m.
3—EUT connected to one LISN. Unused LISN measuring port connectors shall be terminated in 50Ωloads. LISN may be placed on top of, or immediately beneath, reference ground plane.
3.1—All other equipment powered from additional LISN(s).
3.2—A multiple-outlet strip may be used for multiple power cords of non-EUT equipment.
3.3—LISN at least 80 cm from nearest part of EUT chassis.
4—Non-EUT components of EUT system being tested.
5—Rear of EUT, including peripherals, shall all be aligned and flush with edge of tabletop.
6—Edge of tabletop shall be 40 cm removed from a vertical conducting plane that is bonded to the ground plane.
7—Antenna can be integral or detachable. If detachable, then the antenna shall be attached for this test.

3.1.6 Test Result of AC Power-line Conducted Emissions

Refer as Appendix A

3.2 Emission Bandwidth

3.2.1 Emission Bandwidth Limit

Emission Bandwidth Limit
UNII Devices
☒ For the 5.15-5.25 GHz band, N/A
☐ For the 5.25-5.35 GHz band, N/A
☐ For the 5.47-5.725 GHz band, N/A
☒ For the 5.725-5.85 GHz band, 6 dB emission bandwidth ≥ 500kHz.

3.2.2 Measuring Instruments

Refer a test equipment and calibration data table in this test report.

3.2.3 Test Procedures

Test Method	
▪ For the emission bandwidth shall be measured using one of the options below:	
	☒ Refer as KDB 789033, clause C for EBW and clause D for OBW measurement.
	☐ Refer as ANSI C63.10, clause 6.9.3 for occupied bandwidth testing.
	☐ Refer as IC RSS-Gen, clause 6.7 for bandwidth testing.

3.2.4 Test Setup

Emission Bandwidth
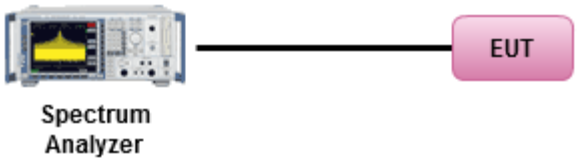

3.2.5 Test Result of Emission Bandwidth

Refer as Appendix B

3.3 Maximum Conducted Output Power

3.3.1 Maximum Conducted Output Power Limit

Maximum Conducted Output Power Limit	
UNII Devices	
☒	For the 5.15-5.25 GHz band:
	▪ Outdoor AP: the maximum conducted output power (P_{Out}) shall not exceed the lesser of 1 W. If G_{TX} > 6 dBi, then P_{Out} = 30 – (G_{TX} – 6). e.i.r.p. at any elevation angle above 30 degrees ≤ 125mW [21dBm]
	▪ Indoor AP: the maximum conducted output power (P_{Out}) shall not exceed the lesser of 1 W. If G_{TX} > 6 dBi, then P_{Out} = 30 – (G_{TX} – 6)
	▪ Point-to-point AP: the maximum conducted output power (P_{Out}) shall not exceed the lesser of 1 W If G_{TX} > 23 dBi, then P_{Out} = 30 – (G_{TX} – 23).
	▪ Mobile or Portable Client: the maximum conducted output power (P_{Out}) shall not exceed the lesser of 250 mW. If G_{TX} > 6 dBi, then P_{Out} = 24 – (G_{TX} – 6).
☐	For the 5.25-5.35 GHz band, the maximum conducted output power (P_{Out}) shall not exceed the lesser of 250 mW or 11 dBm + 10 log B, where B is the 26 dB emission bandwidth in MHz. If G_{TX} > 6 dBi, then P_{Out} = 24 – (G_{TX} – 6).
☐	For the 5.47-5.725 GHz band, the maximum conducted output power (P_{Out}) shall not exceed the lesser of 250 mW or 11 dBm + 10 log B, where B is the 26 dB emission bandwidth in MHz. If G_{TX} > 6 dBi, then P_{Out} = 24 – (G_{TX} – 6).
☒	For the 5.725-5.85 GHz band:
	▪ Point-to-multipoint systems (P2M): the maximum conducted output power (P_{Out}) shall not exceed the lesser of 1 W. If G_{TX} > 6 dBi, then P_{Out} = 30 – (G_{TX} – 6).
	▪ Point-to-point systems (P2P): the maximum conducted output power (P_{Out}) shall not exceed the lesser of 1 W.
P_{Out} = maximum conducted output power in dBm, **G_{TX}** = the maximum transmitting antenna directional gain in dBi.	

3.3.2 Measuring Instruments

Refer a test equipment and calibration data table in this test report.

3.3.3 Test Procedures

Test Method	
▪ Maximum Conducted Output Power	
	Duty cycle ≥ 98%
	☐ Refer as KDB 789033, clause E Method SA-2 (spectral trace averaging).
	Duty cycle < 98%
	☐ Refer as KDB 789033, clause E Method SA-2 Alt. (RMS detection with slow sweep speed)
	Wideband RF power meter and average over on/off periods with duty factor
	☒ Refer as KDB 789033, clause E Method PM (using an RF average power meter).
▪ For conducted measurement.	
	▪ If the EUT supports multiple transmit chains using options given below: Refer as KDB 662911, In-band power measurements. Using the measure-and-sum approach, measured all transmit ports individually. Sum the power (in linear power units e.g., mW) of all ports for each individual sample and save them.
	▪ If multiple transmit chains, EIRP calculation could be following as methods: $P_{total} = P_1 + P_2 + \ldots + P_n$ (calculated in linear unit [mW] and transfer to log unit [dBm]) $EIRP_{total} = P_{total} + DG$

3.3.4 Test Setup

RF Output Power (Power Meter)
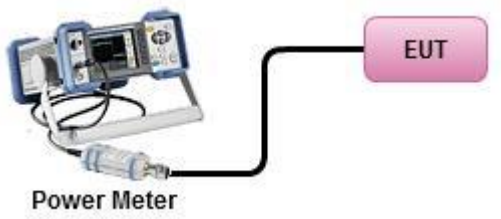

3.3.5 Test Result of Maximum Conducted Output Power

Refer as Appendix C

3.4 Peak Power Spectral Density

3.4.1 Peak Power Spectral Density Limit

Peak Power Spectral Density Limit	
UNII Devices	
☒	For the 5.15-5.25 GHz band:
	▪ Outdoor AP: the peak power spectral density (PPSD) shall not exceed the lesser of 17dBm/MHz. If G_{TX} > 6 dBi, then P_{Out} = 17 – (G_{TX} – 6).
	▪ Indoor AP: the peak power spectral density (PPSD) shall not exceed the lesser of 17dBm/MHz. If G_{TX} > 6 dBi, then P_{Out} = 17 – (G_{TX} – 6).
	▪ Point-to-point AP: the peak power spectral density (PPSD) shall not exceed the lesser of 17dBm/MHz. If G_{TX} > 23 dBi, then P_{Out} = 17 – (G_{TX} – 23).
	▪ Mobile or Portable Client: the peak power spectral density (PPSD) ≤ 11 dBm/MHz. If G_{TX} > 6 dBi, then PPSD= 11 – (G_{TX} – 6)..
☐	For the 5.25-5.35 GHz band, the peak power spectral density (PPSD) ≤ 11 dBm/MHz. If G_{TX} > 6 dBi, then PPSD= 11 – (G_{TX} – 6).
☐	For the 5.47-5.725 GHz band, the peak power spectral density (PPSD) ≤ 11 dBm/MHz. If G_{TX} > 6 dBi, then PPSD= 11 – (G_{TX} – 6).
☒	For the 5.725-5.85 GHz band:
	▪ Point-to-multipoint systems (P2M): the peak power spectral density (PPSD) ≤ 30 dBm/500kHz. If G_{TX} > 6 dBi, then PPSD= 30 – (G_{TX} – 6).
	▪ Point-to-point systems (P2P): the peak power spectral density (PPSD) ≤ 30 dBm/500kHz.
PPSD = peak power spectral density that he same method as used to determine the conducted output power shall be used to determine the power spectral density. And power spectral density in dBm/MHz **G_{TX}** = the maximum transmitting antenna directional gain in dBi.	

3.4.2 Measuring Instruments

Refer a test equipment and calibration data table in this test report.

3.4.3 Test Procedures

Test Method		
▪ Peak power spectral density procedures that the same method as used to determine the conducted output power shall be used to determine the peak power spectral density and use the peak search function on the spectrum analyzer to find the peak of the spectrum. For the peak power spectral density shall be measured using below options:		
	☐ Refer as KDB 789033, F)5) power spectral density can be measured using resolution bandwidths < 1 MHz provided that the results are integrated over 1 MHz bandwidth	
	Duty cycle ≥ 98%	
	☒ Refer as KDB 789033, clause E Method SA-2 (spectral trace averaging).	
	Duty cycle < 98%	
	☐ Refer as KDB 789033, clause E Method SA-2 Alt. (RMS detection with slow sweep speed)	
▪ For conducted measurement.		
	▪ If the EUT supports multiple transmit chains using options given below:	
		▪ Measure and sum the spectra across the outputs. Refer as KDB 662911, In-band power spectral density (PSD). Sample all transmit ports simultaneously using a spectrum analyzer for each transmit port. Where the trace bin-by-bin of each transmit port summing can be performed. (i.e., in the first spectral bin of output 1 is summed with that in the first spectral bin of output 2 and that from the first spectral bin of output 3, and so on up to the NTX output to obtain the value for the first frequency bin of the summed spectrum.). Add up the amplitude (power) values for the different transmit chains and use this as the new data trace.
	▪	If multiple transmit chains, EIRP PPSD calculation could be following as methods: $PPSD_{total} = PPSD_1 + PPSD_2 + \ldots + PPSD_n$ (calculated in linear unit [mW] and transfer to log unit [dBm]) $EIRP_{total} = PPSD_{total} + DG$

3.4.4 Test Setup

Power Spectral Density


3.4.5 Test Result of Peak Power Spectral Density

Refer as Appendix D

3.5 Unwanted Emissions

3.5.1 Transmitter Radiated Unwanted Emissions Limit

Unwanted emissions below 1 GHz and restricted band emissions above 1GHz limit			
Frequency Range (MHz)	**Field Strength (uV/m)**	**Field Strength (dBuV/m)**	**Measure Distance (m)**
0.009~0.490	2400/F(kHz)	48.5 - 13.8	300
0.490~1.705	24000/F(kHz)	33.8 - 23	30
1.705~30.0	30	29	30
30~88	100	40	3
88~216	150	43.5	3
216~960	200	46	3
Above 960	500	54	3

Note 1: Test distance for frequencies at or above 30 MHz, measurements may be performed at a distance other than the limit distance provided they are not performed in the near field and the emissions to be measured can be detected by the measurement equipment. When performing measurements at a distance other than that specified, the results shall be extrapolated to the specified distance using an extrapolation factor of 20 dB/decade (inverse of linear distance for field-strength measurements, inverse of linear distance-squared for power-density measurements).

Note 2: Test distance for frequencies at below 30 MHz, measurements may be performed at a distance closer than the EUT limit distance; however, an attempt should be made to avoid making measurements in the near field. When performing measurements below 30 MHz at a closer distance than the limit distance, the results shall be extrapolated to the specified distance by either making measurements at a minimum of two or more distances on at least one radial to determine the proper extrapolation factor or by using the square of an inverse linear distance extrapolation factor (40 dB/decade). The test report shall specify the extrapolation method used to determine compliance of the EUT.

Note 3: Using the distance of 1m during the test for above 18 GHz, and the test value to correct for the distance factor at 3m.

Un-restricted band emissions above 1GHz Limit	
Operating Band	**Limit**
5.15 - 5.25 GHz	e.i.r.p. -27 dBm [68.2 dBuV/m@3m]
5.25 - 5.35 GHz	e.i.r.p. -27 dBm [68.2 dBuV/m@3m]
5.47 - 5.725 GHz	e.i.r.p. -27 dBm [68.2 dBuV/m@3m]
5.725 - 5.85 GHz	5.650-5700 GHz: e.i.r.p. -27 ~ 10 dBm [68.2 ~ 105.2 dBuV/m@3m] 5.700-5720 GHz: e.i.r.p. 10 ~ 15.6 dBm [105.2 ~ 110.8 dBuV/m@3m] 5.720-5725 GHz: e.i.r.p. 15.6 ~ 27 dBm [110.8 ~ 122.2 dBuV/m@3m] 5.850-5.855 GHz: e.i.r.p. 27 ~ 15.6 dBm [122.2 ~ 110.8 dBuV/m@3m] 5.855-5.875 GHz: e.i.r.p. 15.6 ~ 10 dBm [110.8 ~ 105.2 dBuV/m@3m] 5.875-5.925 GHz: e.i.r.p. 10 ~ -27 dBm [105.2 ~ 68.2dBuV/m@3m] Other un-restricted band: e.i.r.p. -27 dBm [68.2 dBuV/m@3m]

Note 1: Measurements may be performed at a distance other than the limit distance provided they are not performed in the near field and the emissions to be measured can be detected by the measurement equipment. When performing measurements at a distance other than that specified, the results shall be extrapolated to the specified distance using an extrapolation factor of 20 dB/decade (inverse of linear distance for field-strength measurements, inverse of linear distance-squared for power-density measurements).

3.5.2 Measuring Instruments

Refer a test equipment and calibration data table in this test report.

3.5.3 Test Procedures

Test Method		
▪ Measurements may be performed at a distance other than the limit distance provided they are not performed in the near field and the emissions to be measured can be detected by the measurement equipment. Measurements shall not be performed at a distance greater than 30 m for frequencies above 30 MHz, unless it can be further demonstrated that measurements at a distance of 30 m or less are impractical. When performing measurements at a distance other than that specified, the results shall be extrapolated to the specified distance using an extrapolation factor of 20 dB/decade (inverse of linear distance for field-strength measurements, inverse of linear distance-squared for power-density measurements).		
▪ The average emission levels shall be measured in [duty cycle ≥ 98 or duty factor].		
▪ For the transmitter unwanted emissions shall be measured using following options below:		
	▪ Refer as KDB 789033, clause G)2) for unwanted emissions into non-restricted bands.	
	▪ Refer as KDB 789033, clause G)1) for unwanted emissions into restricted bands.	
		☒ Refer as KDB 789033, G)6) Method VB (ANSI C63.10, clause 4.1.4.2.3), Reduced VBW.
		☒ Refer as KDB 789033, clause G)5) (ANSI C63.10, clause 4.1.4.2.2), measurement procedure peak limit.
▪ For radiated measurement.		
	▪ Refer as ANSI C63.10, clause 6.4 for radiated emissions below 30 MHz and test distance is 3m.	
	▪ Refer as ANSI C63.10, clause 6.5 for radiated emissions 30 MHz to 1 GHz and test distance is 3m.	
	▪ Refer as ANSI C63.10, clause 6.6 for radiated emissions above 1GHz.	
▪ The any unwanted emissions level shall not exceed the fundamental emission level.		
▪ All amplitude of spurious emissions that are attenuated by more than 20 dB below the permissible value has no need to be reported.		
▪ Use the following spectrum analyzer settings:		
	▪ Set RBW=100 kHz for f < 1 GHz; VBW=3 * RBW; Sweep = auto; Detector function = peak; Trace = max hold.	
	▪ Set RBW = 1 MHz, VBW= 3MHz for f ≥ 1 GHz for peak measurement. For average measurement, refer as 1.1.4.	
▪ KDB 414788 Open-Field Test Sites and Chamber Correlation Justification.		
	▪ Based on FCC 15.31(f)(2): measurements may be performed at a distance closer than that specified in regulations; however, an attempt should be made to avoid making measurements in the near field.	
	▪ Open-field site and chamber correlation testing had been performed and chamber measured test result is the worst case test result.	

3.5.4 Measurement Results Calculation

The measured Level is calculated using:
Corrected Reading: Raw(Read Level) + AF(Antenna Factor) + CL(Cable Loss) - PA(Preamp Factor)

3.5.5 Test Setup

Transmitter Radiated Unwanted Emissions

9kHz ~30MHz

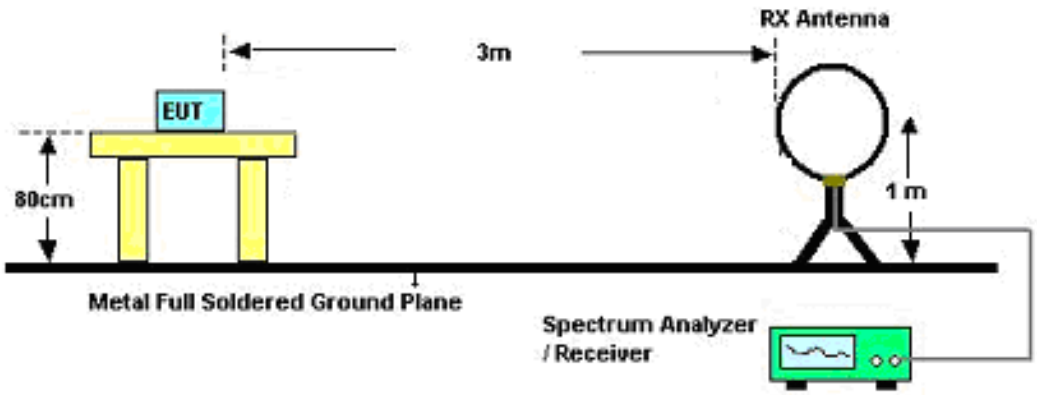

30MHz~1GHz

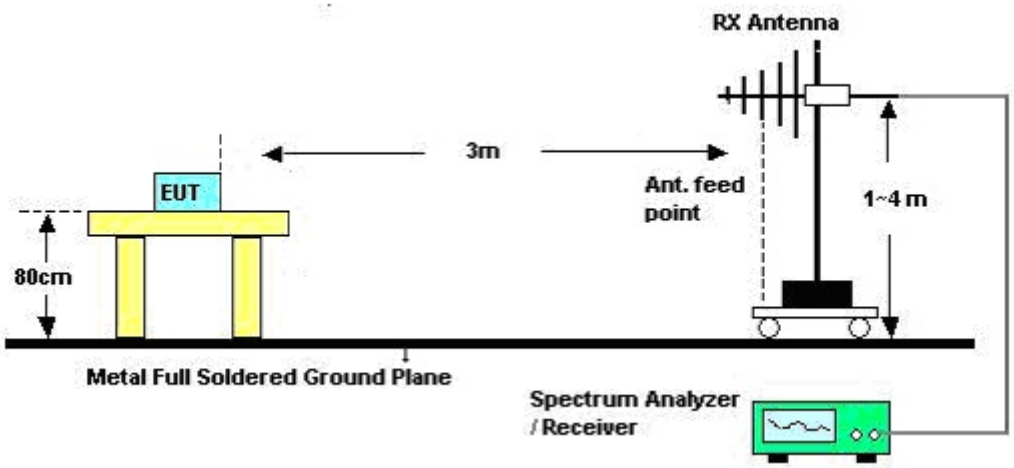

Above 1GHz

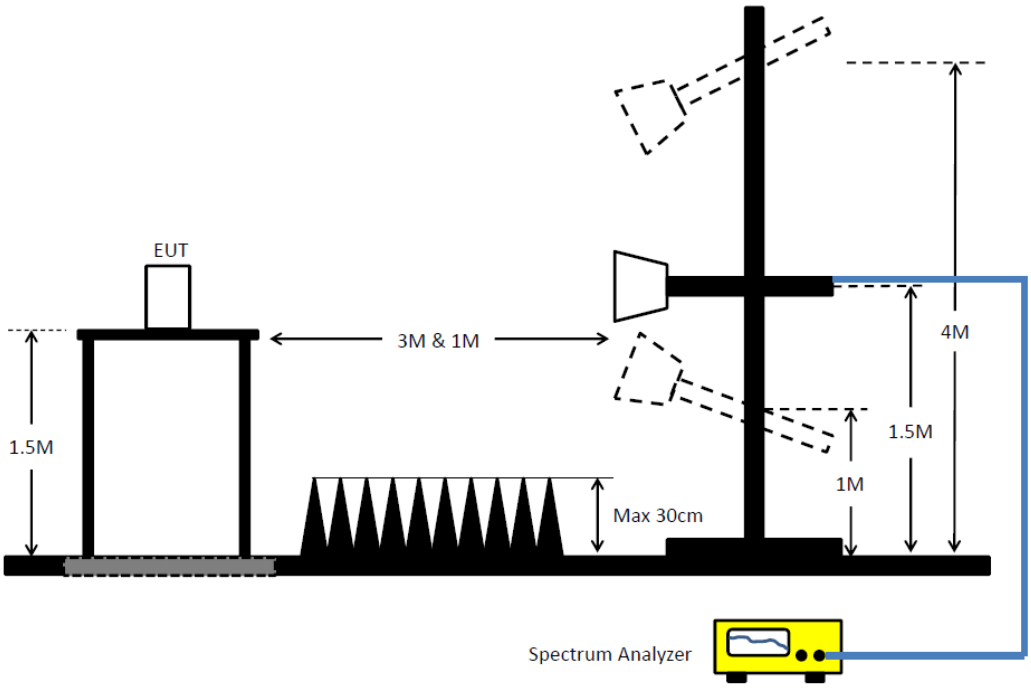

3.5.6 Transmitter Unwanted Emissions (Below 30MHz)

The amplitude of spurious emissions which are attenuated by more than 20dB below the permissible value has no need to be reported.

3.5.7 Test Result of Transmitter Unwanted Emissions

Refer as Appendix E

4 Test Equipment and Calibration Data

Instrument for AC Conduction

Instrument	Manufacturer /Brand	Model No.	Serial No.	Spec.	Calibration Date	Calibration Due Date
EMI Test Receiver	R&S	ESR3	102051	9kHz ~ 3.6GHz	29/May/2020	28/May/2021
LISN	R&S	ENV216	101295	9kHz ~ 30MHz	11/Nov/2020	10/Nov/2021
RF Cable-CON	MTJ	RG142	CB002-CO	9kHz ~ 200MHz	31/Aug/2020	30/Aug/2021
Impuls Begrenzer Pulse Limiter	SCHWARZBECK	VTSD 9561-F	9561-F041	9kHz ~ 30MHz	21/Sep/2020	20/Sep/2021

Instrument for Conducted Test

Instrument	Manufacturer /Brand	Model No.	Serial No.	Spec.	Calibration Date	Calibration Due Date
Signal Analyzer	R&S	FSV 40	101515	10Hz~40GHz	15/Feb/2020	14/Feb/2021
SMB100A Signal Generator	R&S	SMB100A03	181147	100kHz~40GHz	20/Oct/2020	19/Oct/2021
Pulse Sensor	Anritsu	MA2411B	1339407	300MHz~40GHz	27/Nov/2020	26/Nov/2021
Power Meter	Anritsu	ML2495A	1517010	300MHz~40GHz	27/Nov/2020	26/Nov/2021

Instrument for Radiated Test (03CH02-HY)

Instrument	Manufacturer /Brand	Model No.	Serial No.	Spec.	Calibration Date	Calibration Due Date
3m Semi Anechoic Chamber	SIDT FRANKONIA	SAC-3M	03CH02-HY	30MHz~1GHz 3m	04/Aug/2020	03/Aug/2021
Signal Analyzer	R&S	FSP40	100593	9kHz~40GHz	12/Mar/2021	11/Mar/2022
Amplifier	Agilent	8447D	2944A11149	100kHz~1.3GHz	29/Jun/2021	28/Jun/2022
Bilog Antenna & 5dB Attenuator	SCHAFFNER / MTJ	CBL 6112B / MTJ6102-05	2723 / 2	30MHz~1GHz	06/Sep/2020	05/Sep/2021
RF Cable	MVE	400LL	MVE-1-0802	9kHz~30MHz	05/May/2021	04/May/2022
RF Cable	MVE	400LL	MVE-1-0802	30MHz~1GHz	05/May/2021	04/May/2022
Loop Antenna	TESEQ	HLA 6120	31244	9kHz~30MHz	16/Mar/2021	15/Mar/2022
EMI Test Receiver	R&S	ESR3	102052	9kHz~3.6GHz	19/Apr/2021	18/Apr/2022

Instrument for Radiated Test (03CH03-HY)

Instrument	Manufacturer /Brand	Model No.	Serial No.	Spec.	Calibration Date	Calibration Due Date
3m Semi Anechoic Chamber	SIDT FRANKONIA	SAC-3M	03CH03-HY	1GHz~18GHz 3m	04/Aug/2020	03/Aug/2021
Signal Analyzer	R&S	FSV40	101500	10Hz~40GHz	19/Aug/2020	18/Aug/2021
Microwave System Preamplifier	KEYSIGHT	83017A	MY53270196	1GHz~26.5GHz	06/Oct/2020	05/Oct/2021
Double Ridged Guide Horn Antenna	SCHWARZBECK	BBHA 9120 D	BBHA 9120 D 1531	1GHz~18GHz	26/Mar/2020	25/Mar/2021
RF CABLE 5+6m	HUBER+SUHNER	SUOFLEX 104	SN MY38596/4+SN 804300/4	1GHz~40GHz	04/Aug/2020	03/Aug/2021
Broadband Horn Antenna	SCHWARZBECK	BBHA 9170	BBHA 9170221	18GHz~40GHz	13/Mar/2020	12/Mar/2021
Preamplifier	MITEQ	TTA1840-35-HG	1864481	18GHz~40GHz	10/Mar/2020	09/Mar/2021

Instrument for Radiated Test (Co-location)

Instrument	Manufacturer /Brand	Model No.	Serial No.	Spec.	Calibration Date	Calibration Due Date
3m Semi Anechoic Chamber	SIDT FRANKONIA	SAC-3M	03CH03-HY	1GHz~18GHz 3m	04/Aug/2020	03/Aug/2021
Signal Analyzer	R&S	FSV40	101500	10Hz~40GHz	19/Aug/2020	18/Aug/2021
Microwave System Preamplifier	KEYSIGHT	83017A	MY53270196	1GHz~26.5GHz	06/Oct/2020	05/Oct/2021
Double Ridged Guide Horn Antenna	SCHWARZBECK	BBHA 9120 D	BBHA 9120 D 1531	1GHz~18GHz	24/Mar/2021	23/Mar/2022
RF CABLE 5+6m	HUBER+SUHNER	SUOFLEX 104	SN MY38596/4+SN 804300/4	1GHz~40GHz	04/Aug/2020	03/Aug/2021
Broadband Horn Antenna	SCHWARZBECK	BBHA 9170	BBHA 9170221	15GHz~40GHz	11/Mar/2021	10/Mar/2022
Microwave Premplifier	EMC INSTRUMENTS	EM18G40G	060604	18GHz ~ 40GHz	09/Mar/2021	08/Mar/2022
Preamplifier	MITEQ	TTA1840-35-HG	1864481	18GHz~40GHz	18/Mar/2021	17/Mar/2022

Summary

Mode	Result	Type	Freq (Hz)	Level (dBuV)	Limit (dBuV)	Margin (dB)	Condition
Mode 1	Pass	AV	467.95k	23.56	46.55	-22.99	Neutral

Mode Configure

Mode	Result	Type	Freq (Hz)	Level (dBuV)	Limit (dBuV)	Margin (dB)	Condition	Comments
Mode 1	Pass	QP	154.694k	40.15	65.75	-25.60	Line	-
Mode 1	Pass	AV	154.694k	23.87	55.75	-31.88	Line	-
Mode 1	Pass	QP	178.848k	36.87	64.55	-27.68	Line	-
Mode 1	Pass	AV	178.848k	22.52	54.55	-32.03	Line	-
Mode 1	Pass	QP	469.959k	28.64	56.52	-27.88	Line	-
Mode 1	Pass	AV	469.959k	23.47	46.52	-23.05	Line	-
Mode 1	Pass	QP	1.384M	17.49	56.00	-38.51	Line	-
Mode 1	Pass	AV	1.384M	14.64	46.00	-31.36	Line	-
Mode 1	Pass	QP	3.861M	21.52	56.00	-34.48	Line	-
Mode 1	Pass	AV	3.861M	17.48	46.00	-28.52	Line	-
Mode 1	Pass	QP	16.55M	22.13	60.00	-37.87	Line	-
Mode 1	Pass	AV	16.55M	18.65	50.00	-31.35	Line	-
Mode 1	Pass	QP	150k	40.75	66.00	-25.25	Neutral	-
Mode 1	Pass	AV	150k	25.12	56.00	-30.88	Neutral	-
Mode 1	Pass	QP	163.769k	38.94	65.27	-26.33	Neutral	-
Mode 1	Pass	AV	163.769k	23.37	55.27	-31.90	Neutral	-
Mode 1	Pass	QP	467.95k	28.89	56.55	-27.66	Neutral	-
Mode 1	Pass	AV	467.95k	23.56	46.55	-22.99	Neutral	-
Mode 1	Pass	QP	1.811M	18.57	56.00	-37.43	Neutral	-
Mode 1	Pass	AV	1.811M	15.61	46.00	-30.39	Neutral	-
Mode 1	Pass	QP	3.913M	21.26	56.00	-34.74	Neutral	-
Mode 1	Pass	AV	3.913M	17.99	46.00	-28.01	Neutral	-
Mode 1	Pass	QP	14.845M	20.33	60.00	-39.67	Neutral	-
Mode 1	Pass	AV	14.845M	16.69	50.00	-33.31	Neutral	-

Conducted Emissions at Powerline_Mode 1

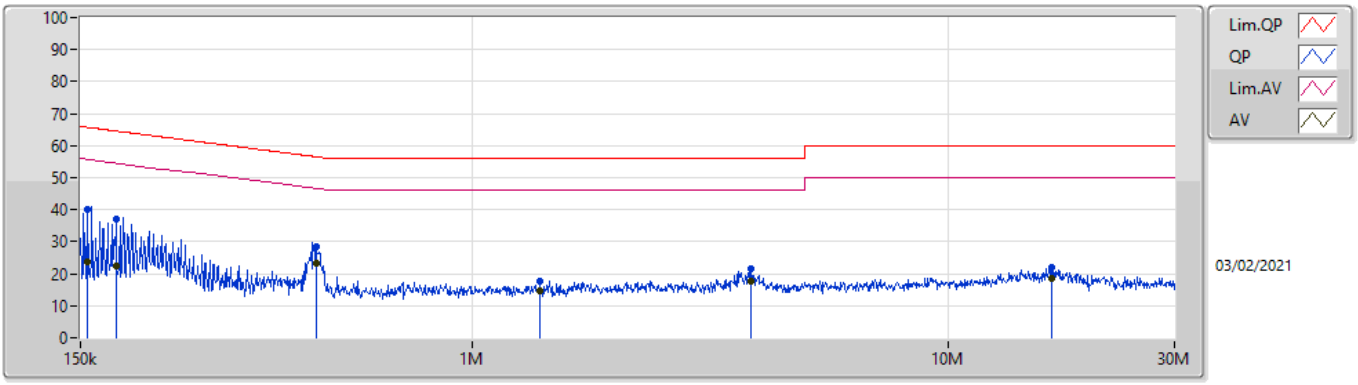

Type	Freq	Level	Limit	Margin	Factor	Condition	Comment	Raw	LISN	CL	AT
	(Hz)	(dBuV)	(dBuV)	(dB)	(dB)			(dBuV)	(dB)	(dB)	(dB)
QP	154.694k	40.15	65.75	-25.60	19.60	Line	-	20.55	9.69	0.01	9.90
AV	154.694k	23.87	55.75	-31.88	19.60	Line	-	4.27	9.69	0.01	9.90
QP	178.848k	36.87	64.55	-27.68	19.59	Line	-	17.28	9.68	0.01	9.90
AV	178.848k	22.52	54.55	-32.03	19.59	Line	-	2.93	9.68	0.01	9.90
QP	469.959k	28.64	56.52	-27.88	19.58	Line	-	9.06	9.67	0.03	9.88
AV	469.959k	23.47	46.52	-23.05	19.58	Line	-	3.89	9.67	0.03	9.88
QP	1.384M	17.49	56.00	-38.51	19.53	Line	-	-2.04	9.67	0.06	9.80
AV	1.384M	14.64	46.00	-31.36	19.53	Line	-	-4.89	9.67	0.06	9.80
QP	3.861M	21.52	56.00	-34.48	19.71	Line	-	1.81	9.69	0.12	9.90
AV	3.861M	17.48	46.00	-28.52	19.71	Line	-	-2.23	9.69	0.12	9.90
QP	16.55M	22.13	60.00	-37.87	19.84	Line	-	2.29	9.68	0.26	9.90
AV	16.55M	18.65	50.00	-31.35	19.84	Line	-	-1.19	9.68	0.26	9.90

Conducted Emissions at Powerline_Mode 1

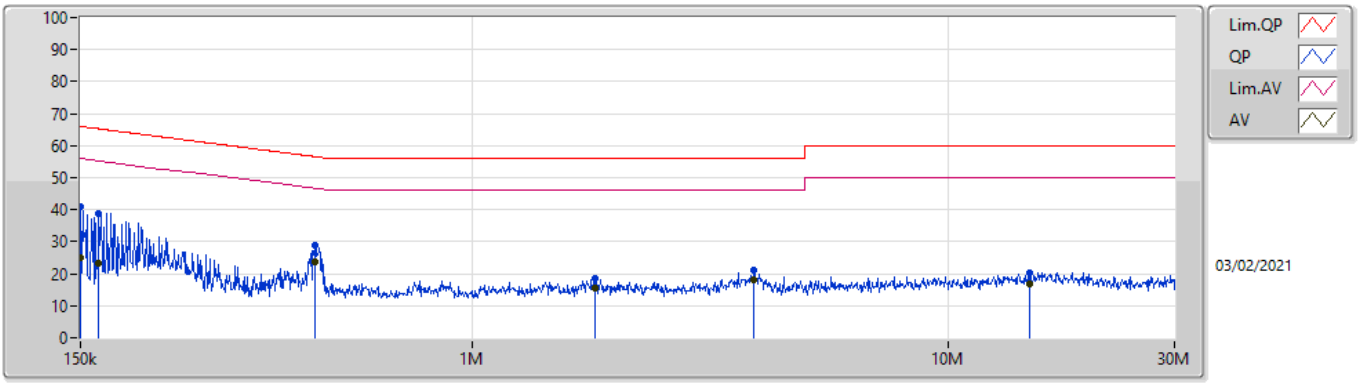

Type	Freq	Level	Limit	Margin	Factor	Condition	Comment	Raw	LISN	CL	AT
	(Hz)	(dBuV)	(dBuV)	(dB)	(dB)			(dBuV)	(dB)	(dB)	(dB)
QP	150k	40.75	66.00	-25.25	19.60	Neutral	-	21.15	9.69	0.01	9.90
AV	150k	25.12	56.00	-30.88	19.60	Neutral	-	5.52	9.69	0.01	9.90
QP	163.769k	38.94	65.27	-26.33	19.60	Neutral	-	19.34	9.69	0.01	9.90
AV	163.769k	23.37	55.27	-31.90	19.60	Neutral	-	3.77	9.69	0.01	9.90
QP	467.95k	28.89	56.55	-27.66	19.58	Neutral	-	9.31	9.67	0.03	9.88
AV	467.95k	23.56	46.55	-22.99	19.58	Neutral	-	3.98	9.67	0.03	9.88
QP	1.811M	18.57	56.00	-37.43	19.56	Neutral	-	-0.99	9.68	0.08	9.80
AV	1.811M	15.61	46.00	-30.39	19.56	Neutral	-	-3.95	9.68	0.08	9.80
QP	3.913M	21.26	56.00	-34.74	19.71	Neutral	-	1.55	9.69	0.12	9.90
AV	3.913M	17.99	46.00	-28.01	19.71	Neutral	-	-1.72	9.69	0.12	9.90
QP	14.845M	20.33	60.00	-39.67	19.89	Neutral	-	0.44	9.74	0.25	9.90
AV	14.845M	16.69	50.00	-33.31	19.89	Neutral	-	-3.20	9.74	0.25	9.90

Summary

Mode	Max-N dB (Hz)	Max-OBW (Hz)	ITU-Code	Min-N dB (Hz)	Min-OBW (Hz)
5.15-5.25GHz	-	-	-	-	-
802.11a_Nss1,(6Mbps)_2TX	24.99M	16.462M	16M5D1D	18.69M	16.402M
802.11ac VHT20_Nss1,(MCS0)_2TX	20.49M	17.661M	17M7D1D	19.71M	17.601M
802.11ac VHT40_Nss1,(MCS0)_2TX	63.78M	36.402M	36M4D1D	41.52M	36.162M
802.11ac VHT80_Nss1,(MCS0)_2TX	81.96M	75.202M	75M2D1D	81.6M	75.202M
5.725-5.85GHz	-	-	-	-	-
802.11a_Nss1,(6Mbps)_2TX	16.47M	16.582M	16M6D1D	16.38M	16.462M
802.11ac VHT20_Nss1,(MCS0)_2TX	17.61M	17.661M	17M7D1D	17.61M	17.631M
802.11ac VHT40_Nss1,(MCS0)_2TX	36.36M	37.781M	37M8D1D	36.36M	36.822M
802.11ac VHT80_Nss1,(MCS0)_2TX	76.44M	75.802M	75M8D1D	76.32M	75.802M

Max-N dB = Maximum 6dB down bandwidth for 5.725-5.85GHz band / Maximum 26dB down bandwidth for other band;
Max-OBW = Maximum 99% occupied bandwidth;
Min-N dB = Minimum 6dB down bandwidth for 5.725-5.85GHz band / Maximum 26dB down bandwidth for other band;
Min-OBW = Minimum 99% occupied bandwidth

Result

Mode	Result	Limit (Hz)	Port 1-N dB (Hz)	Port 1-OBW (Hz)	Port 2-N dB (Hz)	Port 2-OBW (Hz)
802.11a_Nss1,(6Mbps)_2TX	-	-	-	-	-	-
5180MHz_TnomVnom	Pass	Inf	18.69M	16.402M	21.9M	16.462M
5200MHz_TnomVnom	Pass	Inf	18.75M	16.402M	21.96M	16.462M
5240MHz_TnomVnom	Pass	Inf	24.99M	16.462M	22.14M	16.462M
5745MHz_TnomVnom	Pass	500k	16.38M	16.462M	16.41M	16.462M
5785MHz_TnomVnom	Pass	500k	16.47M	16.492M	16.41M	16.462M
5825MHz_TnomVnom	Pass	500k	16.38M	16.492M	16.41M	16.582M
802.11ac VHT20_Nss1,(MCS0)_2TX	-	-	-	-	-	-
5180MHz_TnomVnom	Pass	Inf	19.74M	17.601M	19.86M	17.661M
5200MHz_TnomVnom	Pass	Inf	19.71M	17.601M	20.49M	17.661M
5240MHz_TnomVnom	Pass	Inf	19.74M	17.601M	19.83M	17.661M
5745MHz_TnomVnom	Pass	500k	17.61M	17.631M	17.61M	17.631M
5785MHz_TnomVnom	Pass	500k	17.61M	17.661M	17.61M	17.661M
5825MHz_TnomVnom	Pass	500k	17.61M	17.661M	17.61M	17.631M
802.11ac VHT40_Nss1,(MCS0)_2TX	-	-	-	-	-	-
5190MHz_TnomVnom	Pass	Inf	41.52M	36.162M	41.76M	36.282M
5230MHz_TnomVnom	Pass	Inf	51.96M	36.342M	63.78M	36.402M
5755MHz_TnomVnom	Pass	500k	36.36M	36.882M	36.36M	37.001M
5795MHz_TnomVnom	Pass	500k	36.36M	36.822M	36.36M	37.781M
802.11ac VHT80_Nss1,(MCS0)_2TX	-	-	-	-	-	-
5210MHz_TnomVnom	Pass	Inf	81.6M	75.202M	81.96M	75.202M
5775MHz_TnomVnom	Pass	500k	76.32M	75.802M	76.44M	75.802M

Port X-N dB = Port X 6dB down bandwidth for 5.725-5.85GHz band / 26dB down bandwidth for other band
Port X-OBW = Port X 99% occupied bandwidth

802.11a_Nss1,(6Mbps)_2TX EBW

5180MHz

01/02/2021

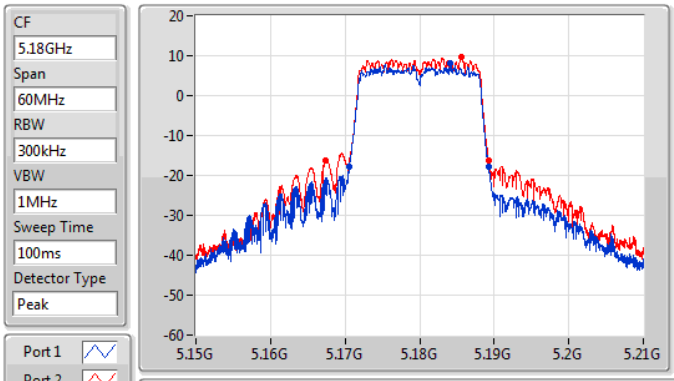

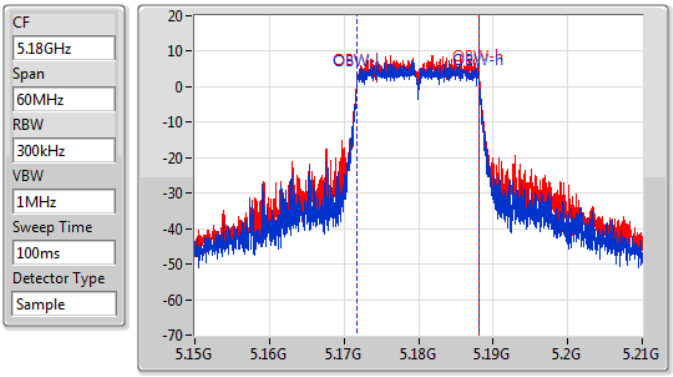

26dB(Hz)	Fl-26dB(Hz)	Fh-26dB(Hz)	OBW(Hz)	Fl-OBW(Hz)	Fh-OBW(Hz)	Limit(Hz)	Port
18.69M	5.17055G	5.18924G	16.402M	5.171754G	5.188156G	Inf	1
21.9M	5.16737G	5.18927G	16.462M	5.171724G	5.188186G	Inf	2

802.11a_Nss1,(6Mbps)_2TX EBW

5200MHz

01/02/2021

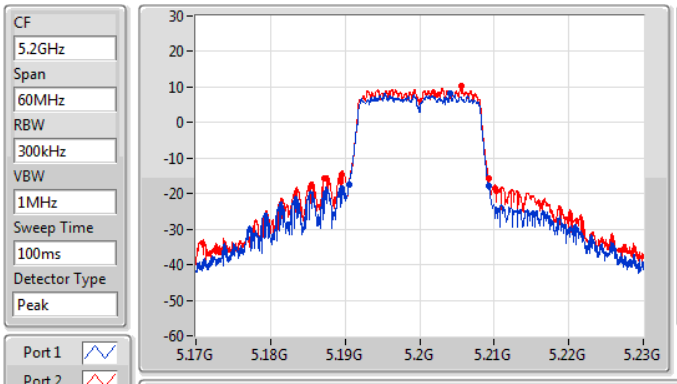

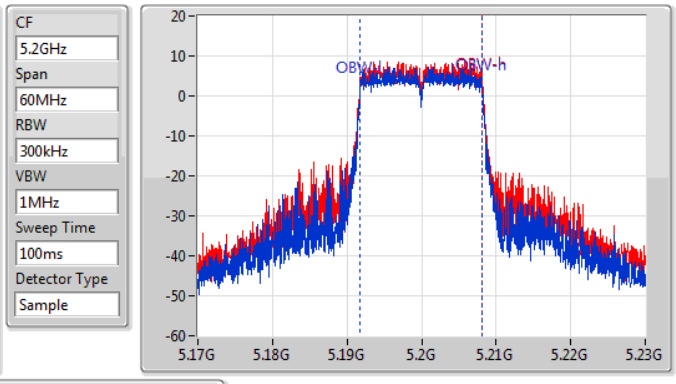

26dB(Hz)	Fl-26dB(Hz)	Fh-26dB(Hz)	OBW(Hz)	Fl-OBW(Hz)	Fh-OBW(Hz)	Limit(Hz)	Port
18.75M	5.19052G	5.20927G	16.402M	5.191754G	5.208156G	Inf	1
21.96M	5.18728G	5.20924G	16.462M	5.191724G	5.208186G	Inf	2

802.11a_Nss1,(6Mbps)_2TX EBW

5240MHz

01/02/2021

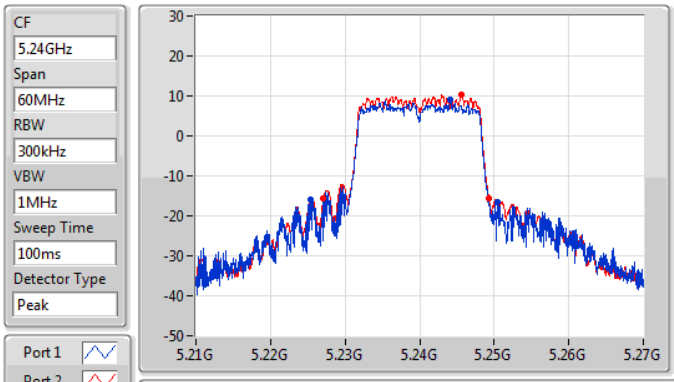

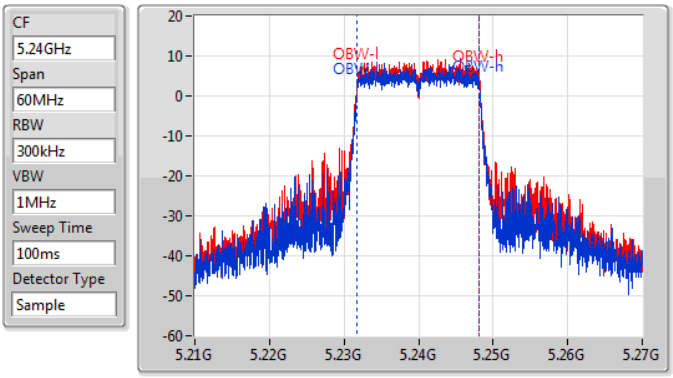

26dB(Hz)	Fl-26dB(Hz)	Fh-26dB(Hz)	OBW(Hz)	Fl-OBW(Hz)	Fh-OBW(Hz)	Limit(Hz)	Port
24.99M	5.22542G	5.25041G	16.462M	5.231724G	5.248186G	Inf	1
22.14M	5.22713G	5.24927G	16.462M	5.231724G	5.248186G	Inf	2

802.11a_Nss1,(6Mbps)_2TX EBW

5745MHz

01/02/2021

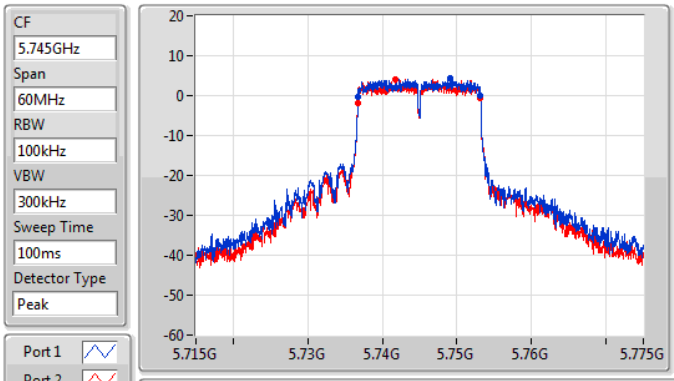

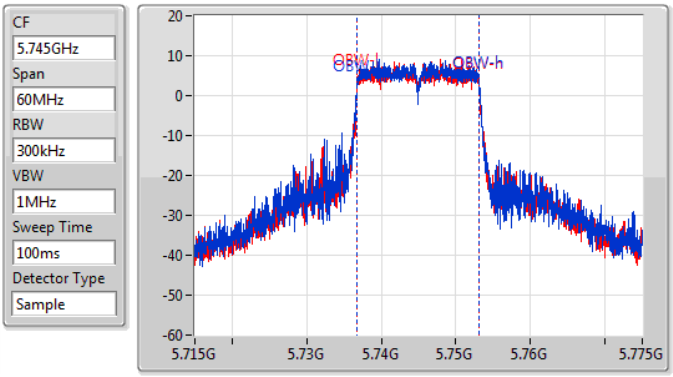

6dB(Hz)	Fl-6dB(Hz)	Fh-6dB(Hz)	OBW(Hz)	Fl-OBW(Hz)	Fh-OBW(Hz)	Limit(Hz)	Port
16.38M	5.73678G	5.75316G	16.462M	5.736724G	5.753186G	500k	1
16.41M	5.73675G	5.75316G	16.462M	5.736724G	5.753186G	500k	2

802.11a_Nss1,(6Mbps)_2TX EBW

5785MHz

01/02/2021

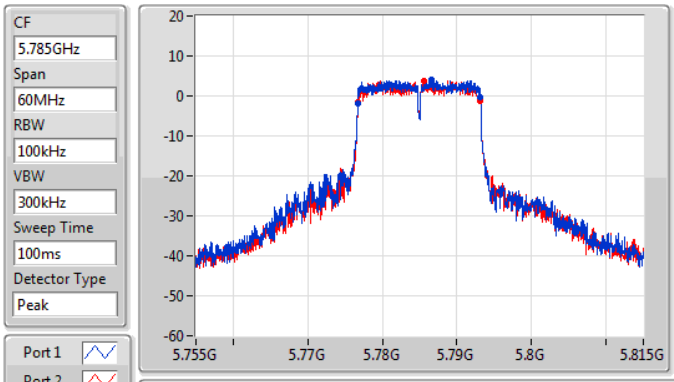

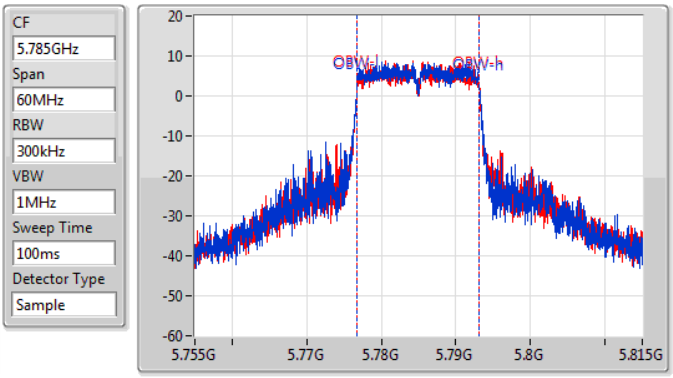

6dB(Hz)	Fl-6dB(Hz)	Fh-6dB(Hz)	OBW(Hz)	Fl-OBW(Hz)	Fh-OBW(Hz)	Limit(Hz)	Port
16.47M	5.77669G	5.79316G	16.492M	5.776694G	5.793186G	500k	1
16.41M	5.77675G	5.79316G	16.462M	5.776724G	5.793186G	500k	2

802.11a_Nss1,(6Mbps)_2TX EBW

5825MHz

01/02/2021

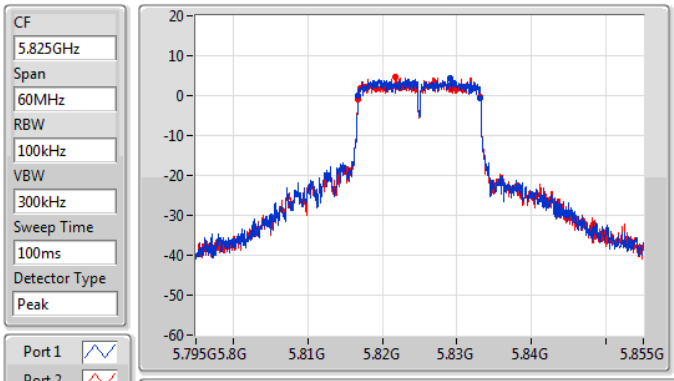

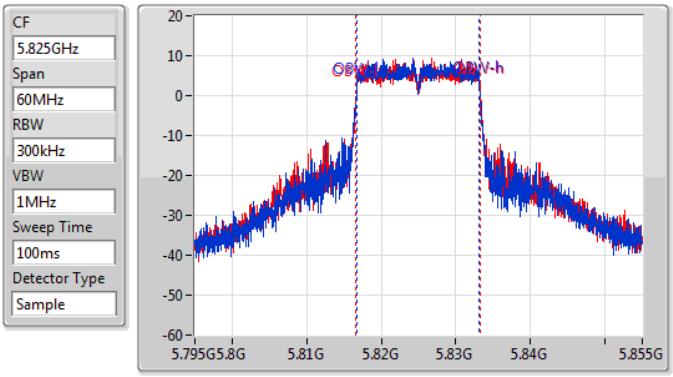

6dB(Hz)	Fl-6dB(Hz)	Fh-6dB(Hz)	OBW(Hz)	Fl-OBW(Hz)	Fh-OBW(Hz)	Limit(Hz)	Port
16.38M	5.81678G	5.83316G	16.492M	5.816694G	5.833186G	500k	1
16.41M	5.81675G	5.83316G	16.582M	5.816634G	5.833216G	500k	2

802.11ac VHT20_Nss1,(MCS0)_2TX EBW

5180MHz

01/02/2021

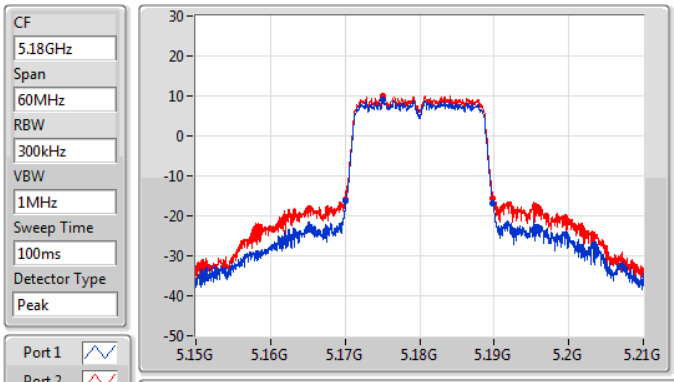

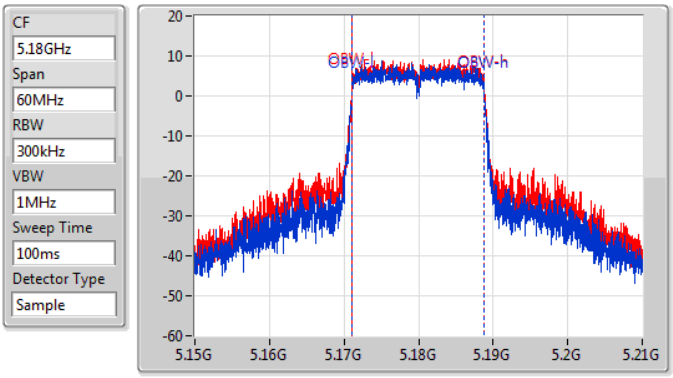

26dB(Hz)	Fl-26dB(Hz)	Fh-26dB(Hz)	OBW(Hz)	Fl-OBW(Hz)	Fh-OBW(Hz)	Limit(Hz)	Port
19.74M	5.1701G	5.18984G	17.601M	5.171124G	5.188726G	Inf	1
19.86M	5.16998G	5.18984G	17.661M	5.171124G	5.188786G	Inf	2

802.11ac VHT20_Nss1,(MCS0)_2TX EBW

5200MHz

01/02/2021

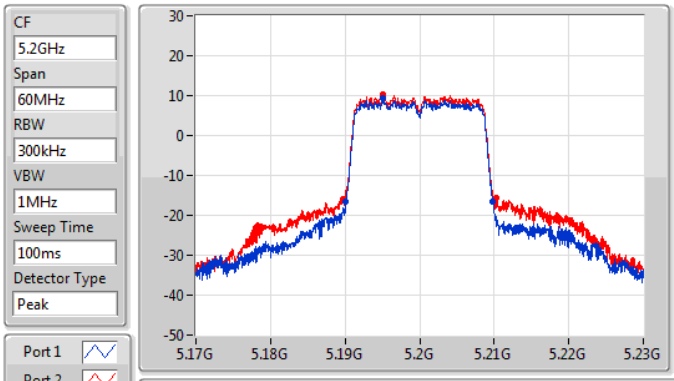

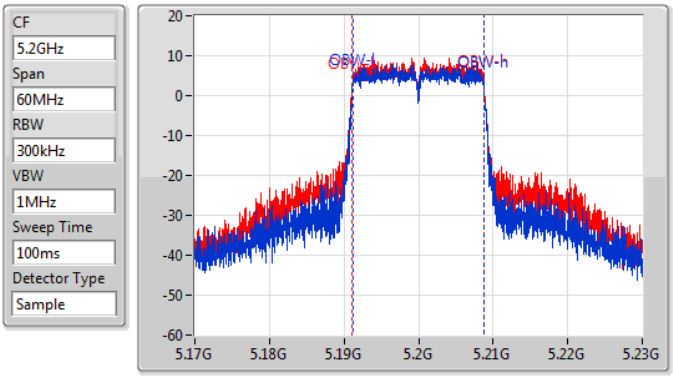

26dB(Hz)	Fl-26dB(Hz)	Fh-26dB(Hz)	OBW(Hz)	Fl-OBW(Hz)	Fh-OBW(Hz)	Limit(Hz)	Port
19.71M	5.1901G	5.20981G	17.601M	5.191154G	5.208756G	Inf	1
20.49M	5.18974G	5.21023G	17.661M	5.191124G	5.208786G	Inf	2

802.11ac VHT20_Nss1,(MCS0)_2TX EBW

5240MHz

01/02/2021

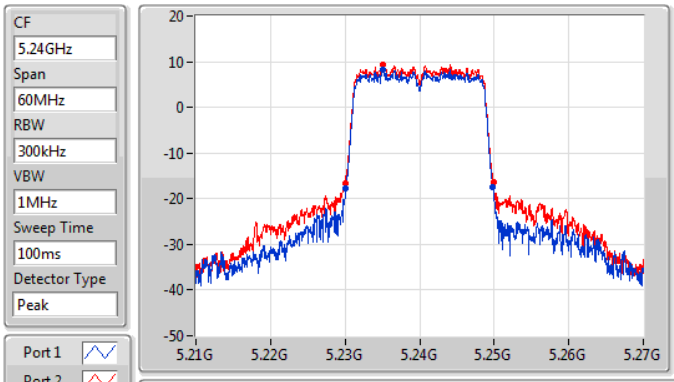

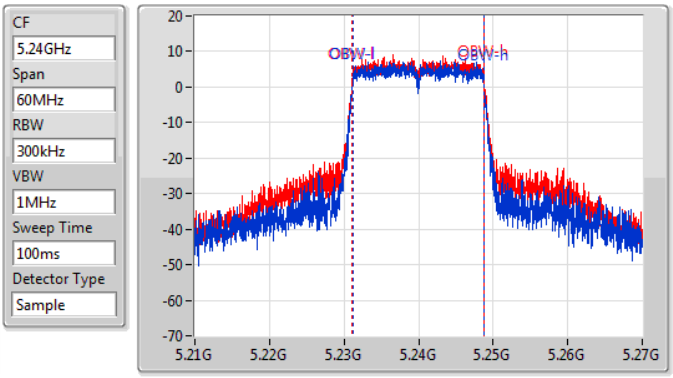

26dB(Hz)	Fl-26dB(Hz)	Fh-26dB(Hz)	OBW(Hz)	Fl-OBW(Hz)	Fh-OBW(Hz)	Limit(Hz)	Port
19.74M	5.2301G	5.24984G	17.601M	5.231154G	5.248756G	Inf	1
19.83M	5.23004G	5.24987G	17.661M	5.231124G	5.248786G	Inf	2

802.11ac VHT20_Nss1,(MCS0)_2TX EBW

5745MHz

01/02/2021

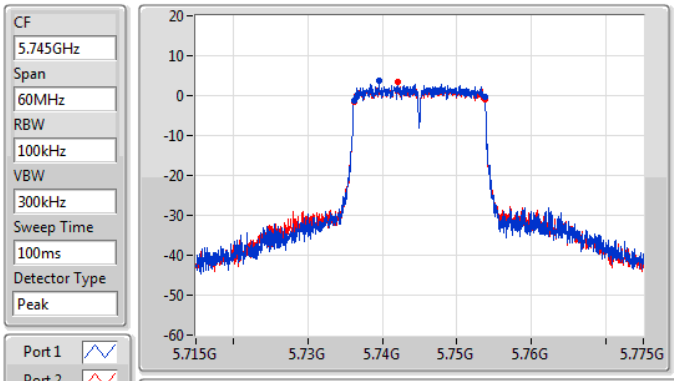

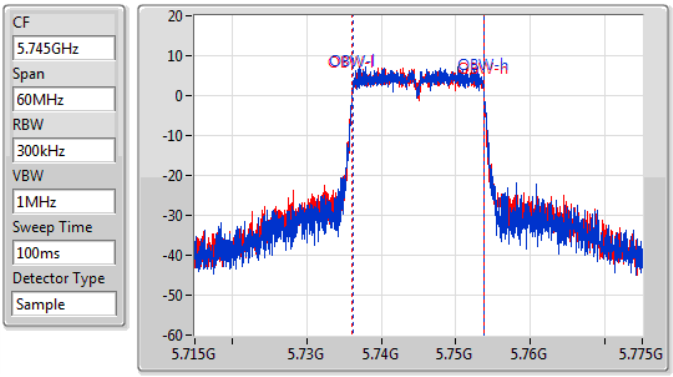

6dB(Hz)	Fl-6dB(Hz)	Fh-6dB(Hz)	OBW(Hz)	Fl-OBW(Hz)	Fh-OBW(Hz)	Limit(Hz)	Port
17.61M	5.73615G	5.75376G	17.631M	5.736154G	5.753786G	500k	1
17.61M	5.73615G	5.75376G	17.631M	5.736124G	5.753756G	500k	2

802.11ac VHT20_Nss1,(MCS0)_2TX EBW

5785MHz

01/02/2021

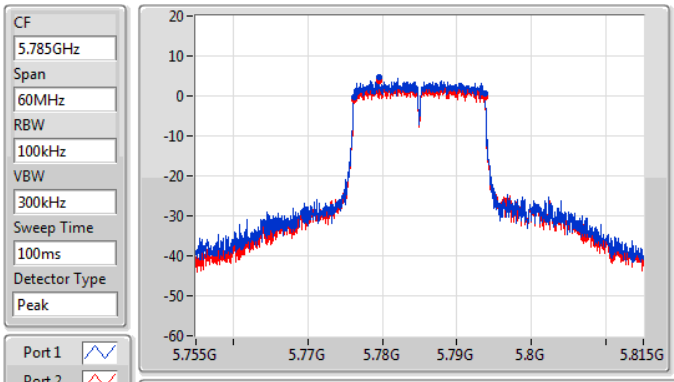

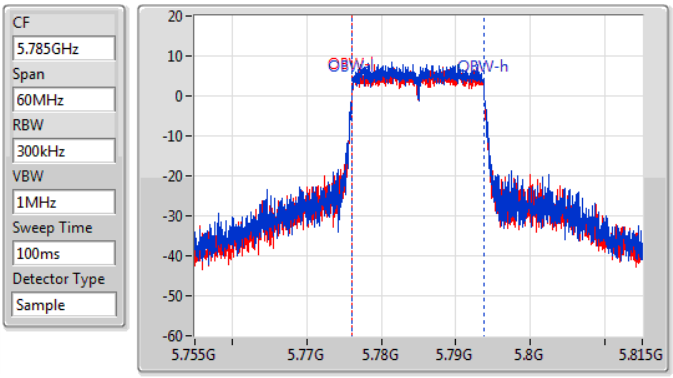

6dB(Hz)	Fl-6dB(Hz)	Fh-6dB(Hz)	OBW(Hz)	Fl-OBW(Hz)	Fh-OBW(Hz)	Limit(Hz)	Port
17.61M	5.77615G	5.79376G	17.661M	5.776124G	5.793786G	500k	1
17.61M	5.77615G	5.79376G	17.661M	5.776124G	5.793786G	500k	2

802.11ac VHT20_Nss1,(MCS0)_2TX EBW

5825MHz

01/02/2021

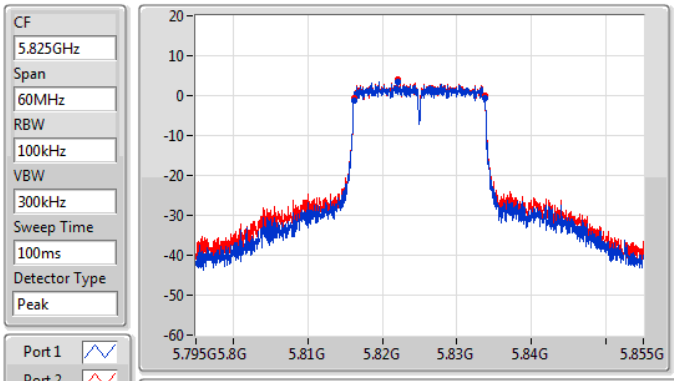

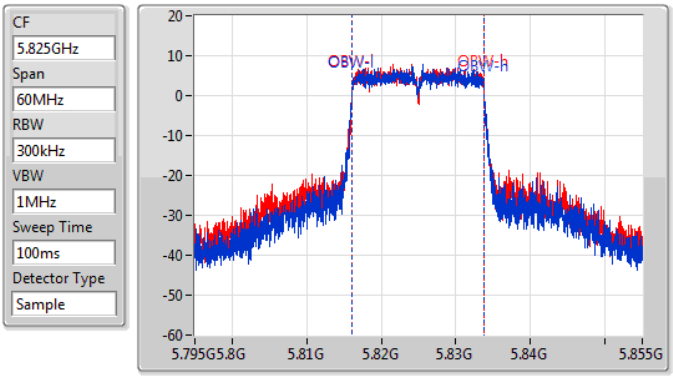

6dB(Hz)	Fl-6dB(Hz)	Fh-6dB(Hz)	OBW(Hz)	Fl-OBW(Hz)	Fh-OBW(Hz)	Limit(Hz)	Port
17.61M	5.81615G	5.83376G	17.661M	5.816124G	5.833786G	500k	1
17.61M	5.81615G	5.83376G	17.631M	5.816124G	5.833756G	500k	2

802.11ac VHT40_Nss1,(MCS0)_2TX EBW

5190MHz

01/02/2021

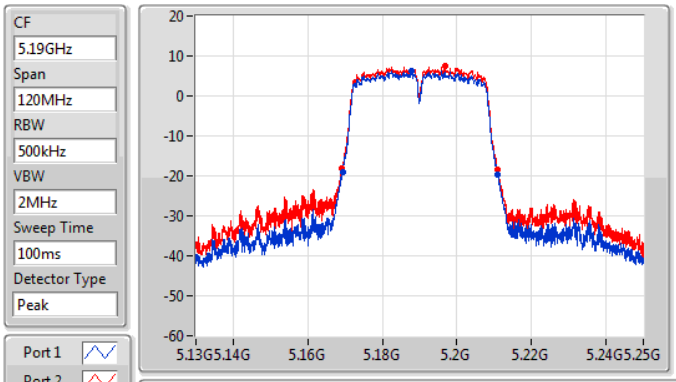

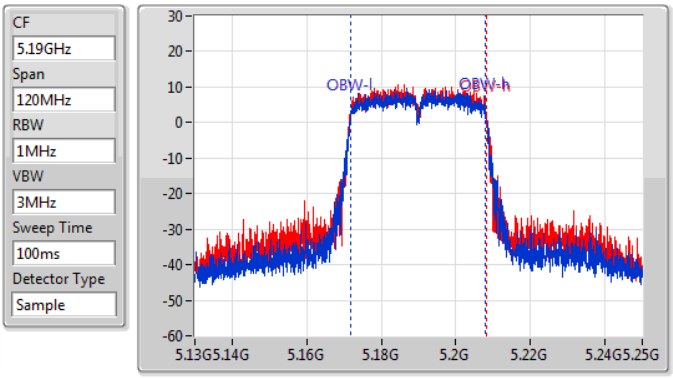

26dB(Hz)	Fl-26dB(Hz)	Fh-26dB(Hz)	OBW(Hz)	Fl-OBW(Hz)	Fh-OBW(Hz)	Limit(Hz)	Port
41.52M	5.1693G	5.21082G	36.162M	5.171829G	5.207991G	Inf	1
41.76M	5.16912G	5.21088G	36.282M	5.171829G	5.208111G	Inf	2

802.11ac VHT40_Nss1,(MCS0)_2TX EBW

5230MHz

01/02/2021

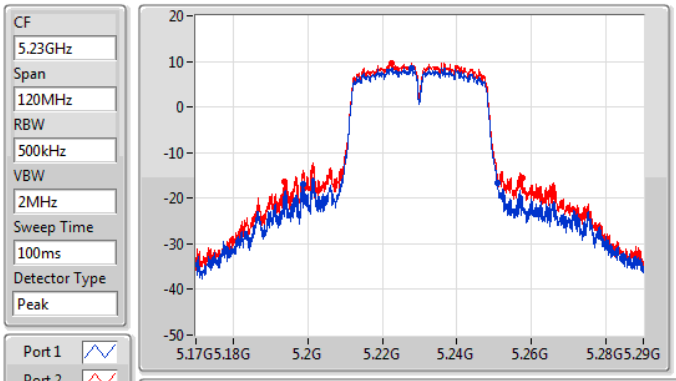

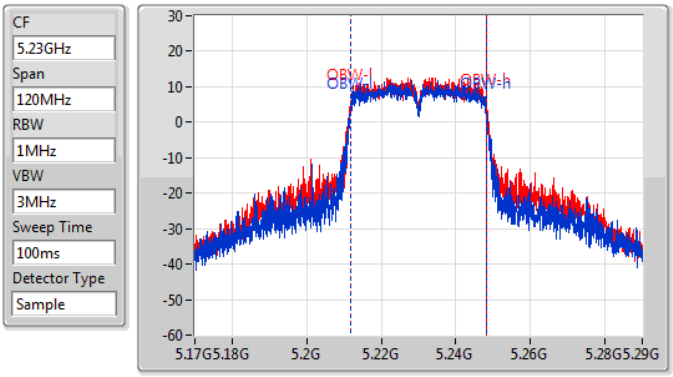

26dB(Hz)	Fl-26dB(Hz)	Fh-26dB(Hz)	OBW(Hz)	Fl-OBW(Hz)	Fh-OBW(Hz)	Limit(Hz)	Port
51.96M	5.1988G	5.25076G	36.342M	5.211769G	5.248111G	Inf	1
63.78M	5.1937G	5.25748G	36.402M	5.211769G	5.248171G	Inf	2

802.11ac VHT40_Nss1,(MCS0)_2TX EBW

5755MHz

01/02/2021

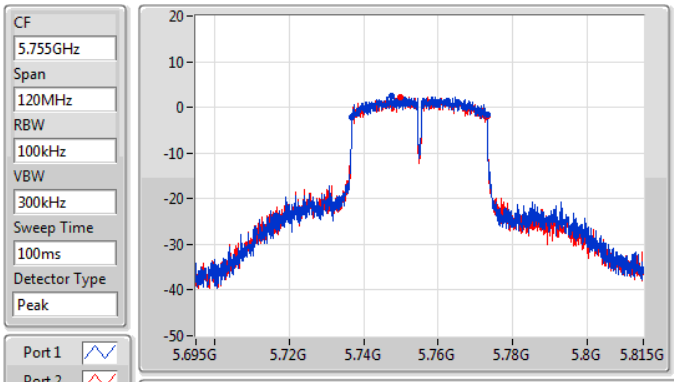

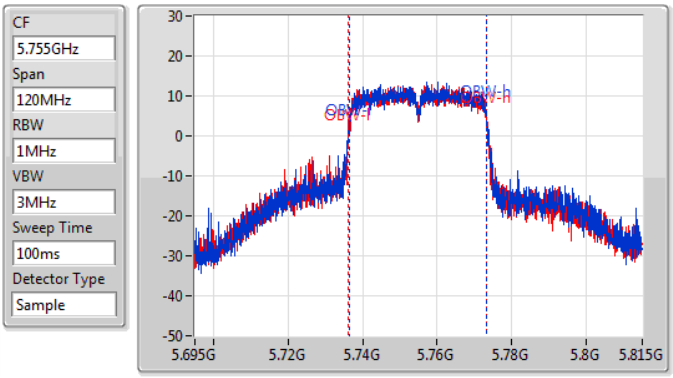

6dB(Hz)	Fl-6dB(Hz)	Fh-6dB(Hz)	OBW(Hz)	Fl-OBW(Hz)	Fh-OBW(Hz)	Limit(Hz)	Port
36.36M	5.73676G	5.77312G	36.882M	5.736409G	5.773291G	500k	1
36.36M	5.73676G	5.77312G	37.001M	5.736229G	5.773231G	500k	2

802.11ac VHT40_Nss1,(MCS0)_2TX EBW

5795MHz

01/02/2021

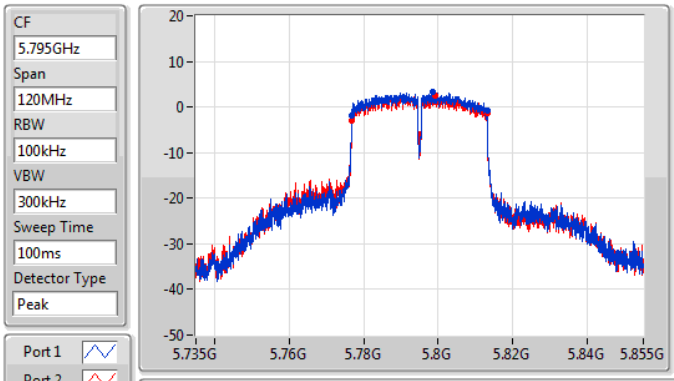

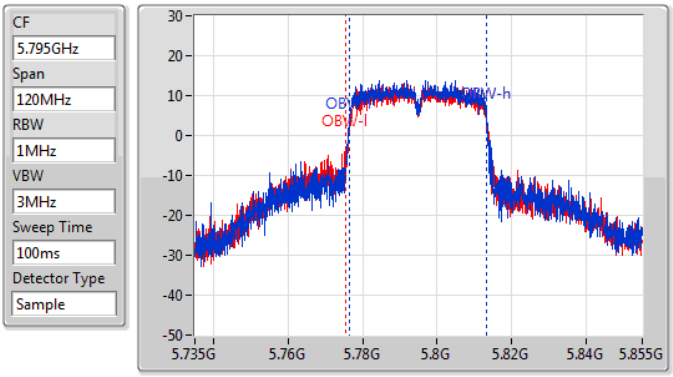

6dB(Hz)	Fl-6dB(Hz)	Fh-6dB(Hz)	OBW(Hz)	Fl-OBW(Hz)	Fh-OBW(Hz)	Limit(Hz)	Port
36.36M	5.77676G	5.81312G	36.822M	5.776409G	5.813231G	500k	1
36.36M	5.77676G	5.81312G	37.781M	5.77551G	5.813291G	500k	2

802.11ac VHT80_Nss1,(MCS0)_2TX EBW

5210MHz

01/02/2021

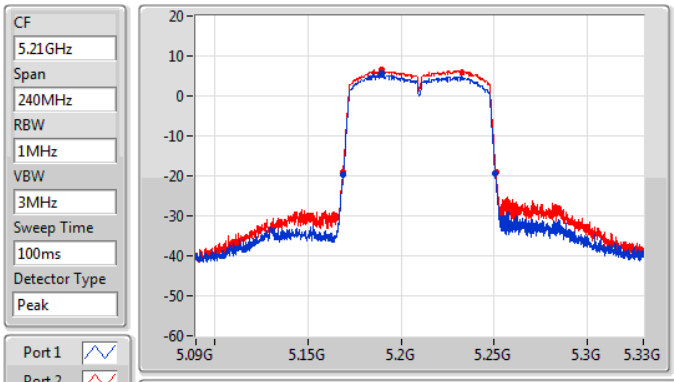

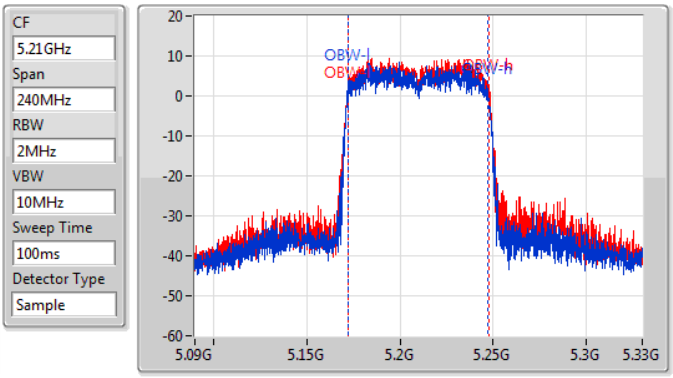

26dB(Hz)	Fl-26dB(Hz)	Fh-26dB(Hz)	OBW(Hz)	Fl-OBW(Hz)	Fh-OBW(Hz)	Limit(Hz)	Port
81.6M	5.16896G	5.25056G	75.202M	5.172099G	5.247301G	Inf	1
81.96M	5.16896G	5.25092G	75.202M	5.172339G	5.247541G	Inf	2

802.11ac VHT80_Nss1,(MCS0)_2TX EBW

5775MHz

01/02/2021

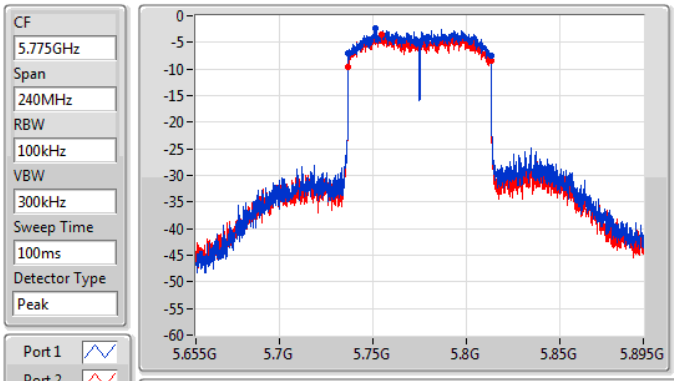

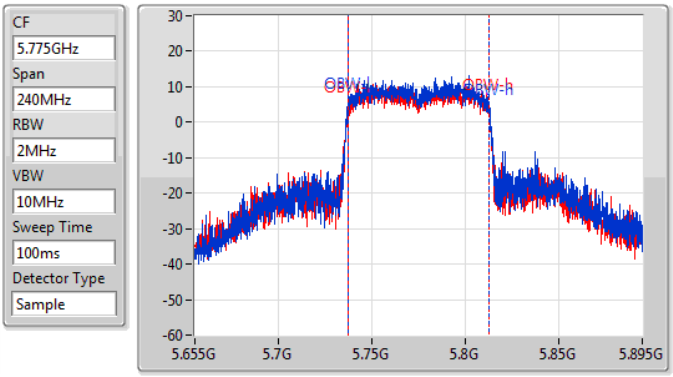

6dB(Hz)	Fl-6dB(Hz)	Fh-6dB(Hz)	OBW(Hz)	Fl-OBW(Hz)	Fh-OBW(Hz)	Limit(Hz)	Port
76.32M	5.73684G	5.81316G	75.802M	5.737099G	5.812901G	500k	1
76.44M	5.73672G	5.81316G	75.802M	5.736979G	5.812781G	500k	2

Summary

Mode	Total Power (dBm)	Total Power (W)	EIRP (dBm)	EIRP (W)
5.15-5.25GHz	-	-	-	-
802.11a_Nss1,(6Mbps)_2TX	22.05	0.16032	27.05	0.50699
802.11ac VHT20_Nss1,(MCS0)_2TX	22.73	0.18750	27.73	0.59293
802.11ac VHT40_Nss1,(MCS0)_2TX	23.01	0.19999	28.01	0.63241
802.11ac VHT80_Nss1,(MCS0)_2TX	19.01	0.07962	24.01	0.25177
5.725-5.85GHz	-	-	-	-
802.11a_Nss1,(6Mbps)_2TX	22.44	0.17539	27.44	0.55463
802.11ac VHT20_Nss1,(MCS0)_2TX	22.01	0.15885	27.01	0.50234
802.11ac VHT40_Nss1,(MCS0)_2TX	24.24	0.26546	29.24	0.83946
802.11ac VHT80_Nss1,(MCS0)_2TX	21.42	0.13868	26.42	0.43853

Result

Mode	Result	DG (dBi)	Port 1 (dBm)	Port 2 (dBm)	Total Power (dBm)	Power Limit (dBm)	EIRP (dBm)	EIRP Limit (dBm)
802.11a_Nss1,(6Mbps)_2TX	-	-	-	-	-	-	-	-
5180MHz_TnomVnom	Pass	5.00	17.76	19.00	21.43	30.00	26.43	36.00
5200MHz_TnomVnom	Pass	5.00	18.13	19.34	21.79	30.00	26.79	36.00
5240MHz_TnomVnom	Pass	5.00	18.35	19.64	22.05	30.00	27.05	36.00
5745MHz_TnomVnom	Pass	5.00	19.46	18.98	22.24	30.00	27.24	36.00
5785MHz_TnomVnom	Pass	5.00	19.35	19.02	22.20	30.00	27.20	36.00
5825MHz_TnomVnom	Pass	5.00	19.52	19.33	22.44	30.00	27.44	36.00
802.11ac VHT20_Nss1,(MCS0)_2TX	-	-	-	-	-	-	-	-
5180MHz_TnomVnom	Pass	5.00	19.15	20.23	22.73	30.00	27.73	36.00
5200MHz_TnomVnom	Pass	5.00	19.13	20.23	22.73	30.00	27.73	36.00
5240MHz_TnomVnom	Pass	5.00	18.48	19.54	22.05	30.00	27.05	36.00
5745MHz_TnomVnom	Pass	5.00	18.36	18.24	21.31	30.00	26.31	36.00
5785MHz_TnomVnom	Pass	5.00	19.39	18.56	22.01	30.00	27.01	36.00
5825MHz_TnomVnom	Pass	5.00	18.41	18.74	21.59	30.00	26.59	36.00
802.11ac VHT40_Nss1,(MCS0)_2TX	-	-	-	-	-	-	-	-
5190MHz_TnomVnom	Pass	5.00	17.13	18.22	20.72	30.00	25.72	36.00
5230MHz_TnomVnom	Pass	5.00	19.45	20.48	23.01	30.00	28.01	36.00
5755MHz_TnomVnom	Pass	5.00	21.01	20.85	23.94	30.00	28.94	36.00
5795MHz_TnomVnom	Pass	5.00	21.50	20.94	24.24	30.00	29.24	36.00
802.11ac VHT80_Nss1,(MCS0)_2TX	-	-	-	-	-	-	-	-
5210MHz_TnomVnom	Pass	5.00	15.28	16.61	19.01	30.00	24.01	36.00
5775MHz_TnomVnom	Pass	5.00	18.80	17.99	21.42	30.00	26.42	36.00

DG = Directional Gain; Port X = Port X output power

Summary

Mode	Total Power (dBm)	Total Power (W)	EIRP (dBm)	EIRP (W)
5.15-5.25GHz	-	-	-	-
802.11ac VHT20-BF_Nss1,(MCS0)_2TX	19.72	0.09376	27.73	0.59293
802.11ac VHT40-BF_Nss1,(MCS0)_2TX	20.00	0.10000	28.01	0.63241
802.11ac VHT80-BF_Nss1,(MCS0)_2TX	16.00	0.03981	24.01	0.25177
5.725-5.85GHz	-	-	-	-
802.11ac VHT20-BF_Nss1,(MCS0)_2TX	19.00	0.07943	27.01	0.50234
802.11ac VHT40-BF_Nss1,(MCS0)_2TX	21.23	0.13274	29.24	0.83946
802.11ac VHT80-BF_Nss1,(MCS0)_2TX	18.41	0.06934	26.42	0.43853

Result

Mode	Result	DG (dBi)	Port 1 (dBm)	Port 2 (dBm)	Total Power (dBm)	Power Limit (dBm)	EIRP (dBm)	EIRP Limit (dBm)
802.11ac VHT20-BF_Nss1,(MCS0)_2TX	-	-	-	-	-	-	-	-
5180MHz_TnomVnom	Pass	8.01	16.14	17.22	19.72	26.99	27.73	36.00
5200MHz_TnomVnom	Pass	8.01	16.12	17.22	19.72	26.99	27.73	36.00
5240MHz_TnomVnom	Pass	8.01	15.47	16.53	19.04	26.99	27.05	36.00
5745MHz_TnomVnom	Pass	8.01	15.35	15.23	18.30	26.99	26.31	36.00
5785MHz_TnomVnom	Pass	8.01	16.38	15.55	19.00	26.99	27.01	36.00
5825MHz_TnomVnom	Pass	8.01	15.40	15.73	18.58	26.99	26.59	36.00
802.11ac VHT40-BF_Nss1,(MCS0)_2TX	-	-	-	-	-	-	-	-
5190MHz_TnomVnom	Pass	8.01	14.12	15.21	17.71	26.99	25.72	36.00
5230MHz_TnomVnom	Pass	8.01	16.44	17.47	20.00	26.99	28.01	36.00
5755MHz_TnomVnom	Pass	8.01	18.00	17.84	20.93	26.99	28.94	36.00
5795MHz_TnomVnom	Pass	8.01	18.49	17.93	21.23	26.99	29.24	36.00
802.11ac VHT80-BF_Nss1,(MCS0)_2TX	-	-	-	-	-	-	-	-
5210MHz_TnomVnom	Pass	8.01	12.27	13.60	16.00	26.99	24.01	36.00
5775MHz_TnomVnom	Pass	8.01	15.79	14.98	18.41	26.99	26.42	36.00

DG = Directional Gain; Port X = Port X output power

Summary

Mode	PD (dBm/RBW)	EIRP PD (dBm/RBW)
5.15-5.25GHz	-	-
802.11a_Nss1,(6Mbps)_2TX	8.06	16.07
802.11ac VHT20_Nss1,(MCS0)_2TX	8.53	16.54
802.11ac VHT40_Nss1,(MCS0)_2TX	6.12	14.13
802.11ac VHT80_Nss1,(MCS0)_2TX	-0.82	7.19
5.725-5.85GHz	-	-
802.11a_Nss1,(6Mbps)_2TX	7.11	15.12
802.11ac VHT20_Nss1,(MCS0)_2TX	6.28	14.29
802.11ac VHT40_Nss1,(MCS0)_2TX	5.85	13.86
802.11ac VHT80_Nss1,(MCS0)_2TX	0.04	8.05

RBW = 500kHz for 5.725-5.85GHz band / 1MHz for other band;

Result

Mode	Result	DG (dBi)	Port 1 (dBm/RBW)	Port 2 (dBm/RBW)	PD (dBm/RBW)	PD Limit (dBm/RBW)	EIRP PD (dBm/RBW)	EIRP PD Limit (dBm/RBW)
802.11a_Nss1,(6Mbps)_2TX	-	-	-	-	-	-	-	-
5180MHz_TnomVnom	Pass	8.01	3.78	5.08	7.42	14.99	15.43	23.00
5200MHz_TnomVnom	Pass	8.01	4.23	5.37	7.82	14.99	15.83	23.00
5240MHz_TnomVnom	Pass	8.01	4.48	5.69	8.06	14.99	16.07	23.00
5745MHz_TnomVnom	Pass	8.01	4.18	3.75	6.81	27.99	14.82	36.00
5785MHz_TnomVnom	Pass	8.01	4.25	3.80	6.85	27.99	14.86	36.00
5825MHz_TnomVnom	Pass	8.01	4.42	4.20	7.11	27.99	15.12	36.00
802.11ac VHT20_Nss1,(MCS0)_2TX	-	-	-	-	-	-	-	-
5180MHz_TnomVnom	Pass	8.01	4.94	6.08	8.53	14.99	16.54	23.00
5200MHz_TnomVnom	Pass	8.01	4.94	6.02	8.50	14.99	16.51	23.00
5240MHz_TnomVnom	Pass	8.01	4.26	5.32	7.83	14.99	15.84	23.00
5745MHz_TnomVnom	Pass	8.01	2.63	2.48	5.54	27.99	13.55	36.00
5785MHz_TnomVnom	Pass	8.01	3.69	2.85	6.28	27.99	14.29	36.00
5825MHz_TnomVnom	Pass	8.01	2.72	3.05	5.87	27.99	13.88	36.00
802.11ac VHT40_Nss1,(MCS0)_2TX	-	-	-	-	-	-	-	-
5190MHz_TnomVnom	Pass	8.01	0.19	1.27	3.74	14.99	11.75	23.00
5230MHz_TnomVnom	Pass	8.01	2.59	3.59	6.12	14.99	14.13	23.00
5755MHz_TnomVnom	Pass	8.01	2.52	2.37	5.43	27.99	13.44	36.00
5795MHz_TnomVnom	Pass	8.01	3.16	2.56	5.85	27.99	13.86	36.00
802.11ac VHT80_Nss1,(MCS0)_2TX	-	-	-	-	-	-	-	-
5210MHz_TnomVnom	Pass	8.01	-4.31	-3.32	-0.82	14.99	7.19	23.00
5775MHz_TnomVnom	Pass	8.01	-2.58	-3.23	0.04	27.99	8.05	36.00

DG = Directional Gain; RBW = 500kHz for 5.725-5.85GHz band / 1MHz for other band;
PD = trace bin-by-bin of each transmits port summing can be performed maximum power density; Port X = Port X Power Density;

802.11a_Nss1,(6Mbps)_2TX PSD

5180MHz

01/02/2021

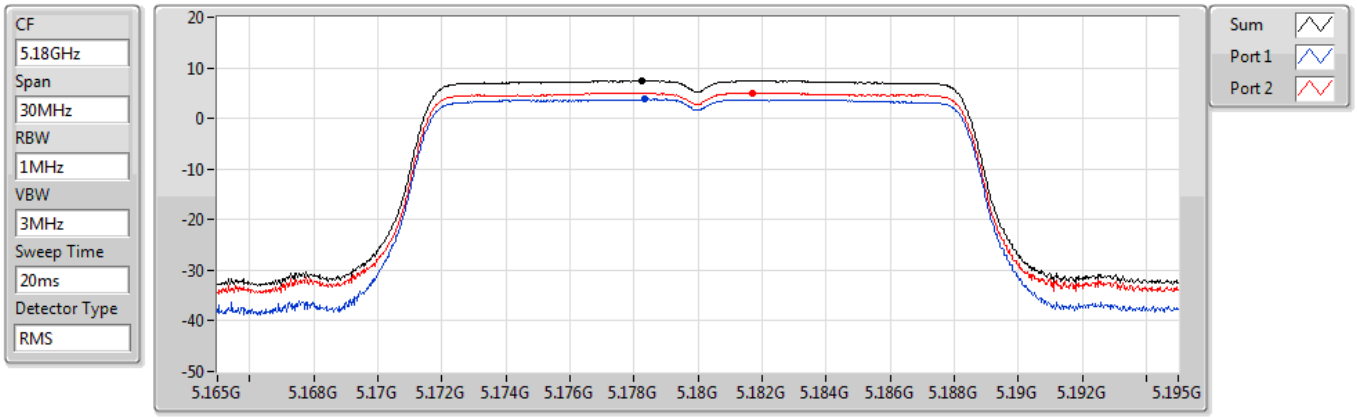

Sum	PD	Port 1	Port 2
(dBm/RBW)	(dBm/RBW)	(dBm/RBW)	(dBm/RBW)
7.42	7.42	3.78	5.08

802.11a_Nss1,(6Mbps)_2TX PSD

5200MHz

01/02/2021

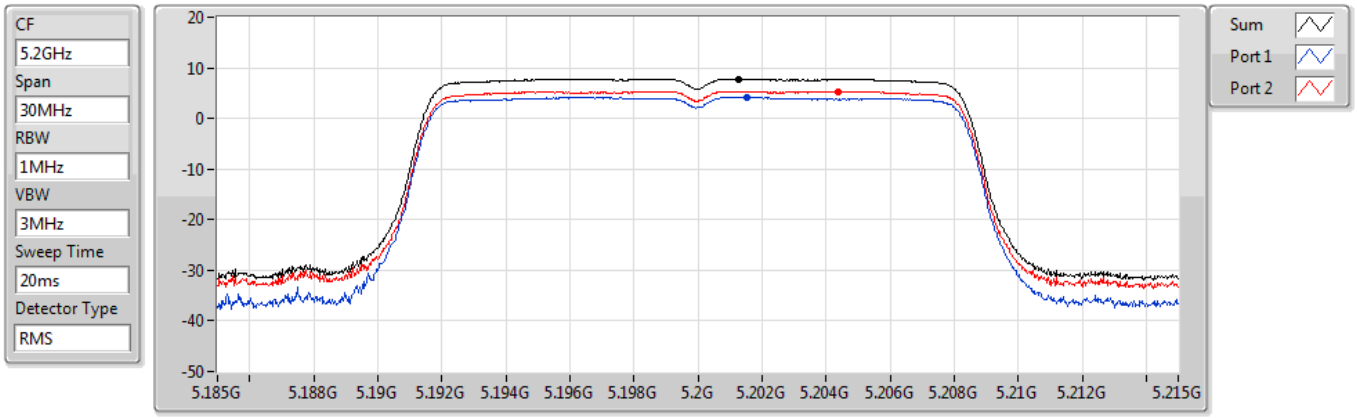

Sum	PD	Port 1	Port 2
(dBm/RBW)	(dBm/RBW)	(dBm/RBW)	(dBm/RBW)
7.82	7.82	4.23	5.37

802.11a_Nss1,(6Mbps)_2TX PSD

5240MHz

01/02/2021

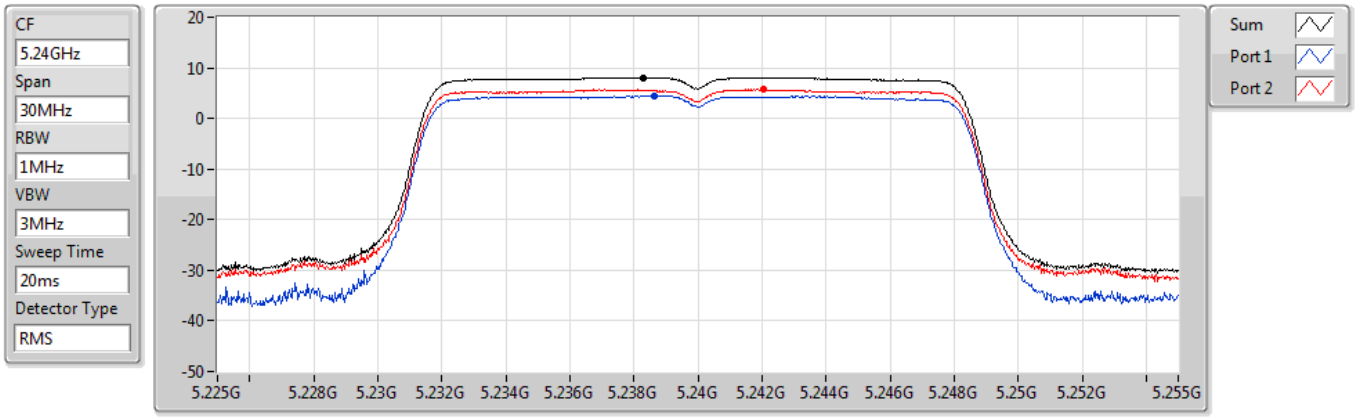

Sum	PD	Port 1	Port 2
(dBm/RBW)	(dBm/RBW)	(dBm/RBW)	(dBm/RBW)
8.06	8.06	4.48	5.69

802.11a_Nss1,(6Mbps)_2TX PSD

5745MHz

01/02/2021

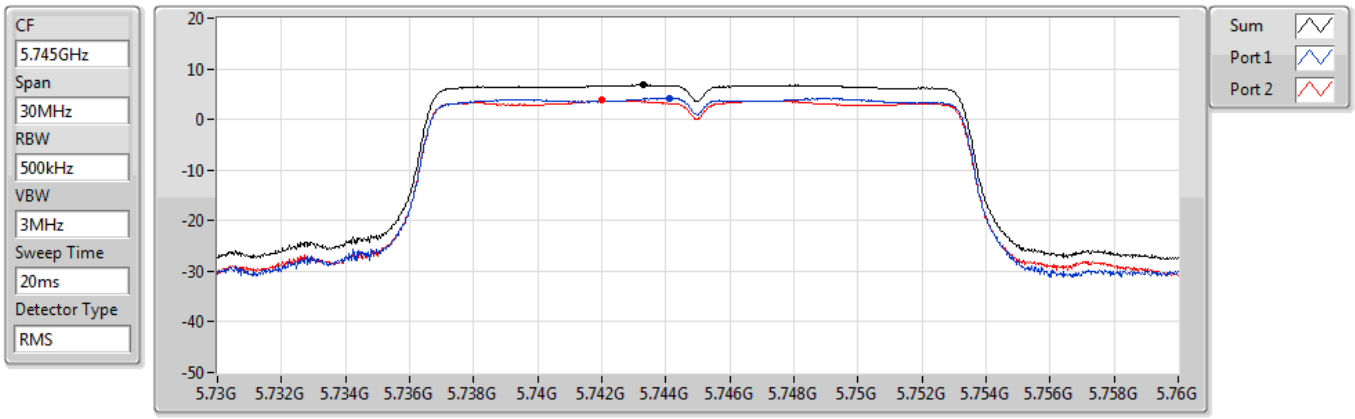

Sum	PD	Port 1	Port 2
(dBm/RBW)	(dBm/RBW)	(dBm/RBW)	(dBm/RBW)
6.81	6.81	4.18	3.75

802.11a_Nss1,(6Mbps)_2TX PSD

5785MHz

01/02/2021

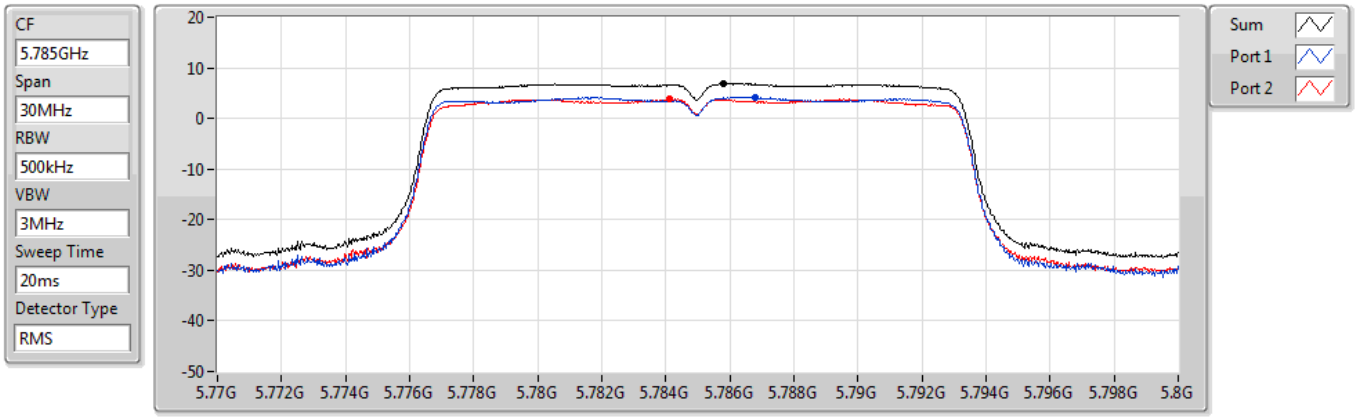

Sum	PD	Port 1	Port 2
(dBm/RBW)	(dBm/RBW)	(dBm/RBW)	(dBm/RBW)
6.85	6.85	4.25	3.80

802.11a_Nss1,(6Mbps)_2TX PSD

5825MHz

01/02/2021

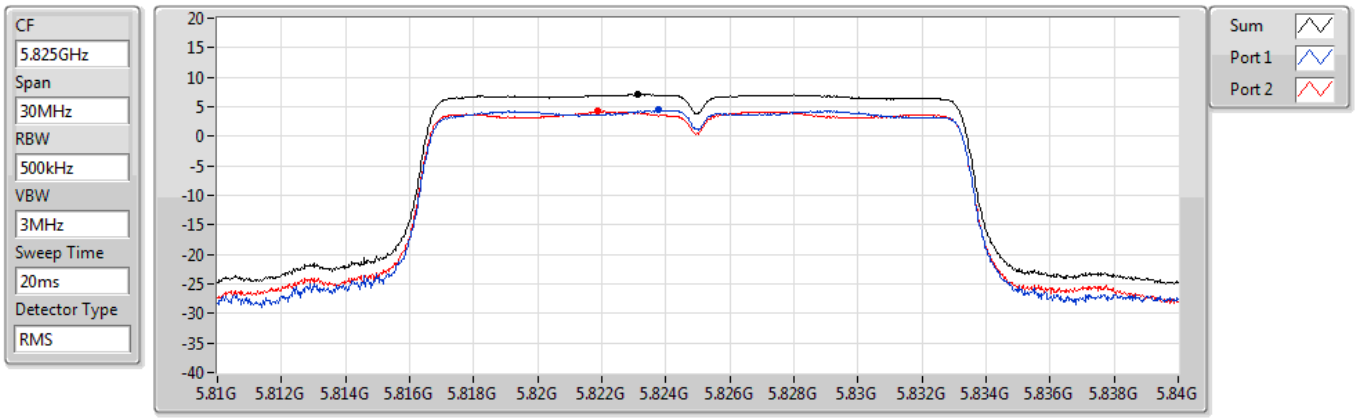

Sum	PD	Port 1	Port 2
(dBm/RBW)	(dBm/RBW)	(dBm/RBW)	(dBm/RBW)
7.11	7.11	4.42	4.20

802.11ac VHT20_Nss1,(MCS0)_2TX PSD

5180MHz

01/02/2021

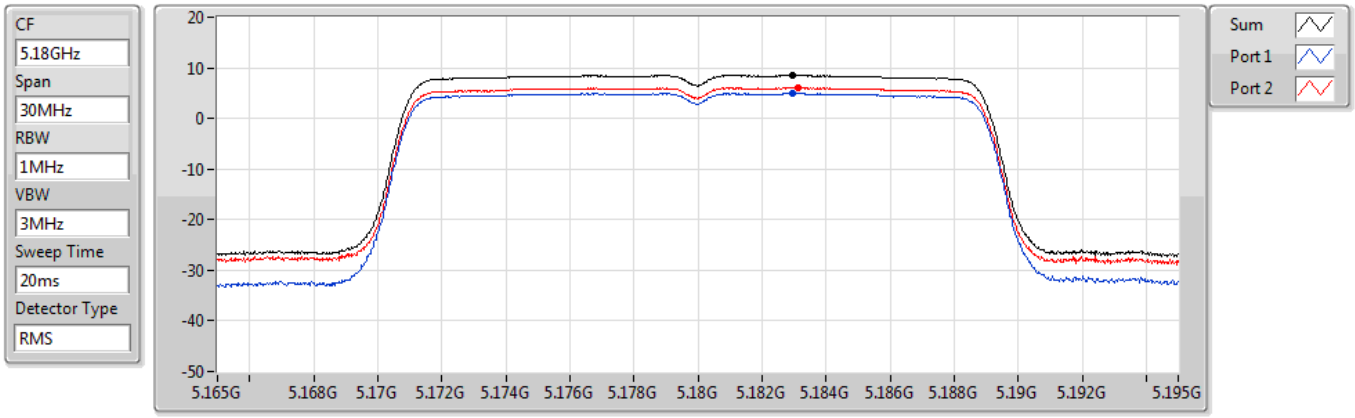

Sum	PD	Port 1	Port 2
(dBm/RBW)	(dBm/RBW)	(dBm/RBW)	(dBm/RBW)
8.53	8.53	4.94	6.08

802.11ac VHT20_Nss1,(MCS0)_2TX PSD

5200MHz

01/02/2021

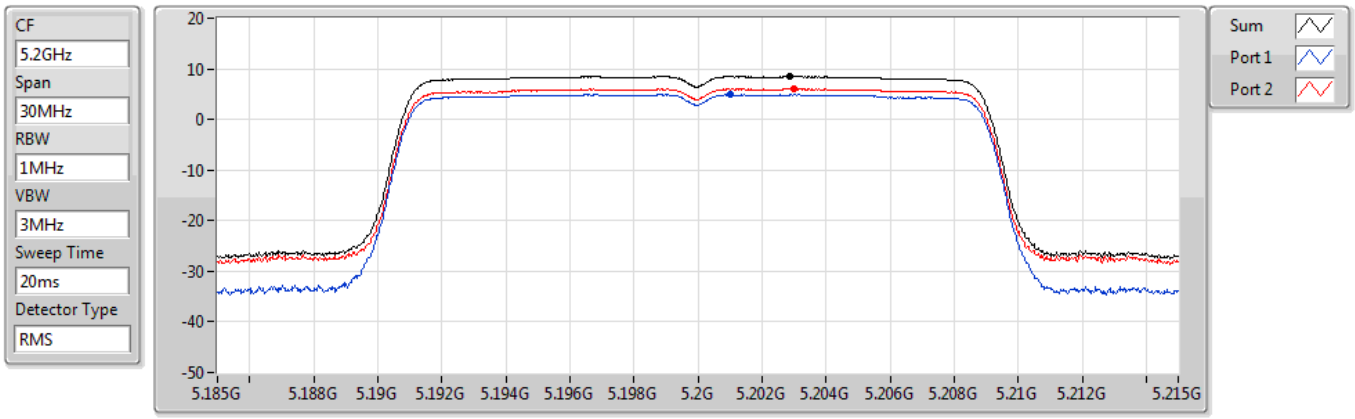

Sum	PD	Port 1	Port 2
(dBm/RBW)	(dBm/RBW)	(dBm/RBW)	(dBm/RBW)
8.50	8.50	4.94	6.02

802.11ac VHT20_Nss1,(MCS0)_2TX PSD

5240MHz

01/02/2021

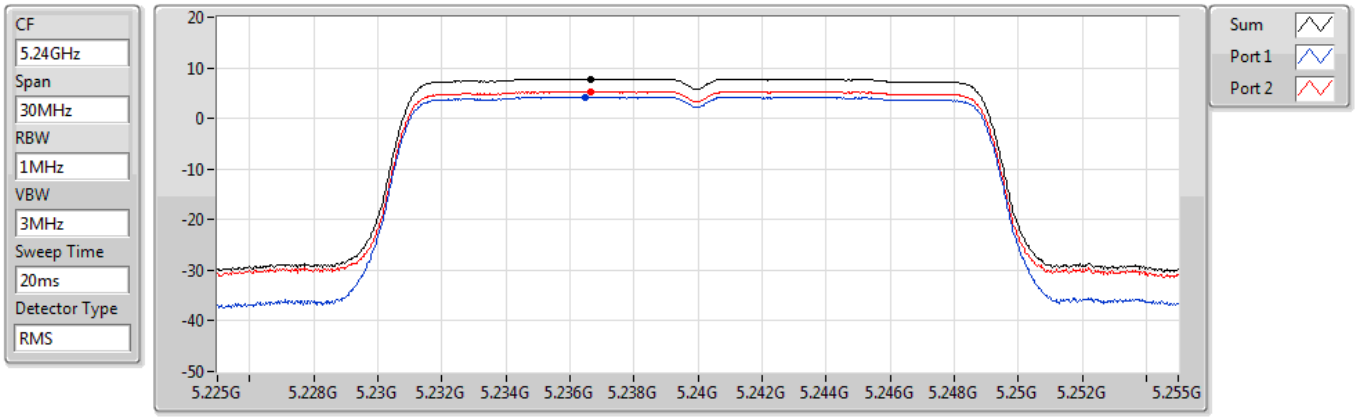

Sum	PD	Port 1	Port 2
(dBm/RBW)	(dBm/RBW)	(dBm/RBW)	(dBm/RBW)
7.83	7.83	4.26	5.32

802.11ac VHT20_Nss1,(MCS0)_2TX PSD

5745MHz

01/02/2021

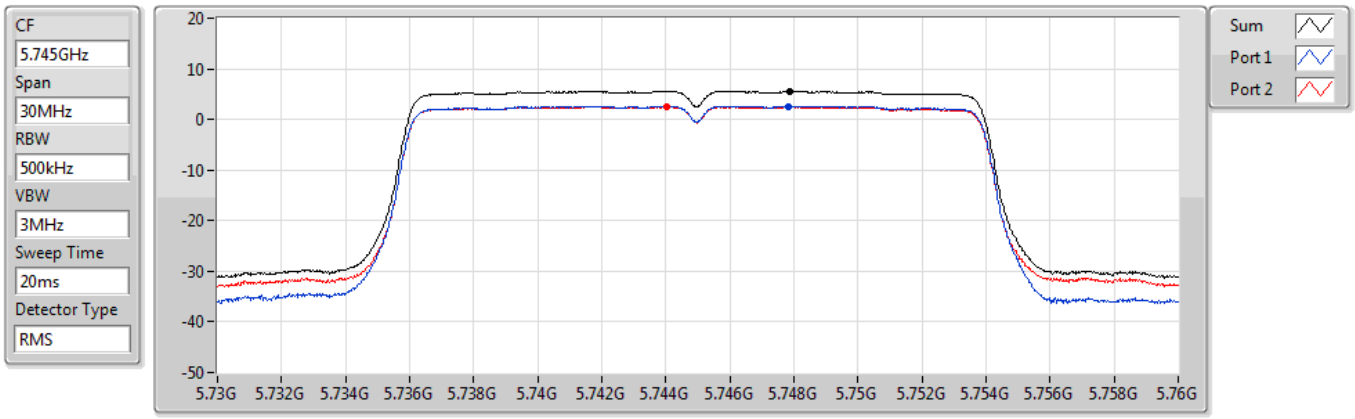

Sum	PD	Port 1	Port 2
(dBm/RBW)	(dBm/RBW)	(dBm/RBW)	(dBm/RBW)
5.54	5.54	2.63	2.48

802.11ac VHT20_Nss1,(MCS0)_2TX PSD

5785MHz

01/02/2021

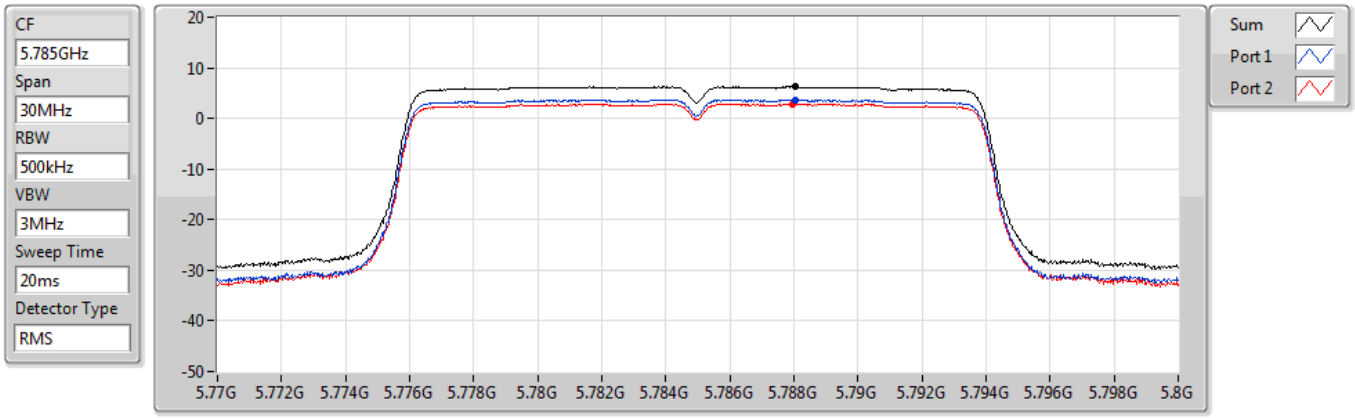

Sum	PD	Port 1	Port 2
(dBm/RBW)	(dBm/RBW)	(dBm/RBW)	(dBm/RBW)
6.28	6.28	3.69	2.85

802.11ac VHT20_Nss1,(MCS0)_2TX PSD

5825MHz

01/02/2021

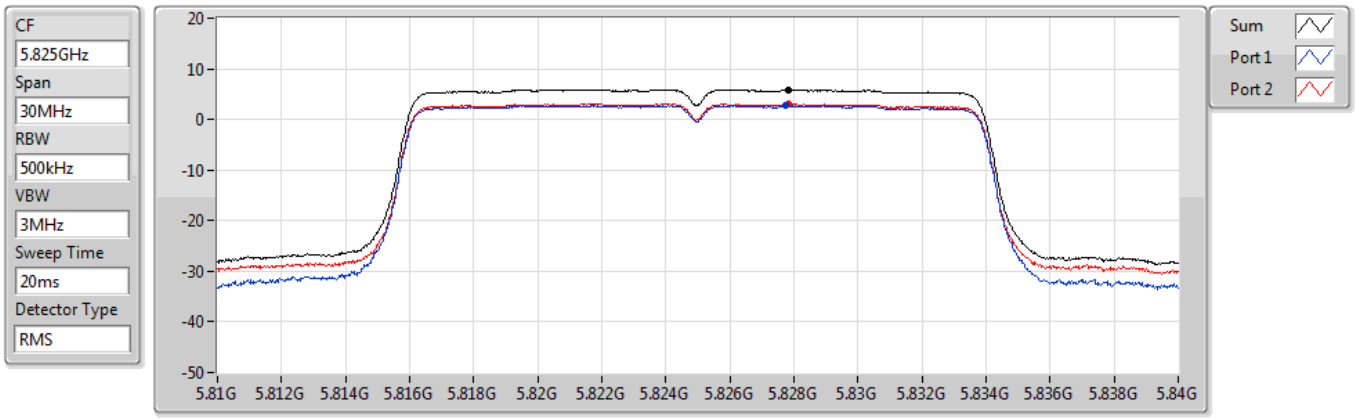

Sum	PD	Port 1	Port 2
(dBm/RBW)	(dBm/RBW)	(dBm/RBW)	(dBm/RBW)
5.87	5.87	2.72	3.05

802.11ac VHT40_Nss1,(MCS0)_2TX PSD

5190MHz

01/02/2021

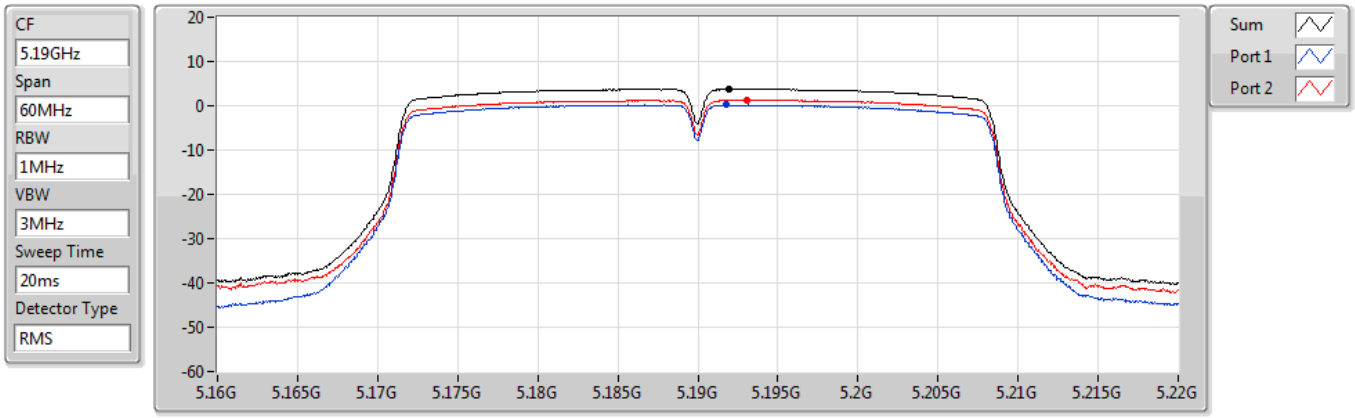

Sum	PD	Port 1	Port 2
(dBm/RBW)	(dBm/RBW)	(dBm/RBW)	(dBm/RBW)
3.74	3.74	0.19	1.27

802.11ac VHT40_Nss1,(MCS0)_2TX PSD

5230MHz

01/02/2021

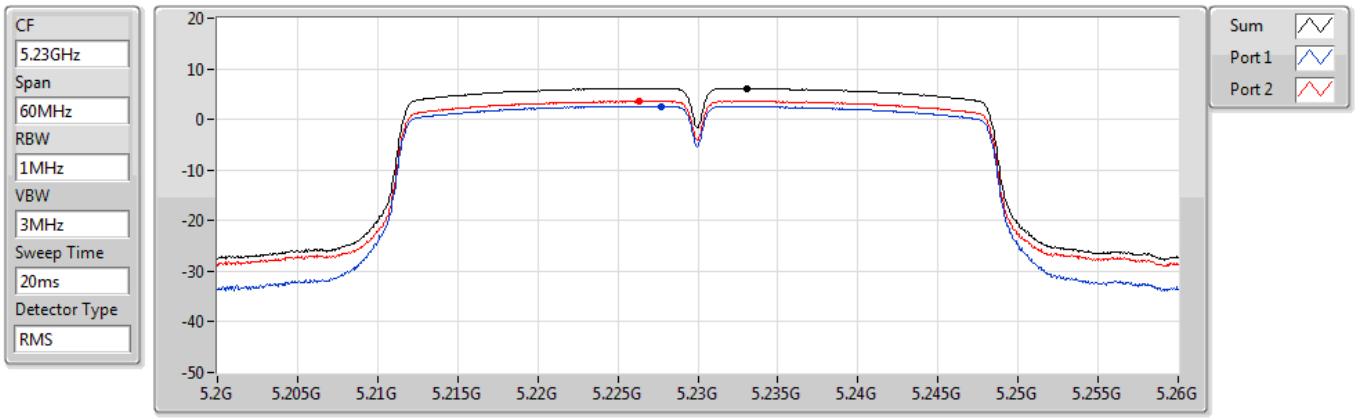

Sum	PD	Port 1	Port 2
(dBm/RBW)	(dBm/RBW)	(dBm/RBW)	(dBm/RBW)
6.12	6.12	2.59	3.59

802.11ac VHT40_Nss1,(MCS0)_2TX PSD

5755MHz

01/02/2021

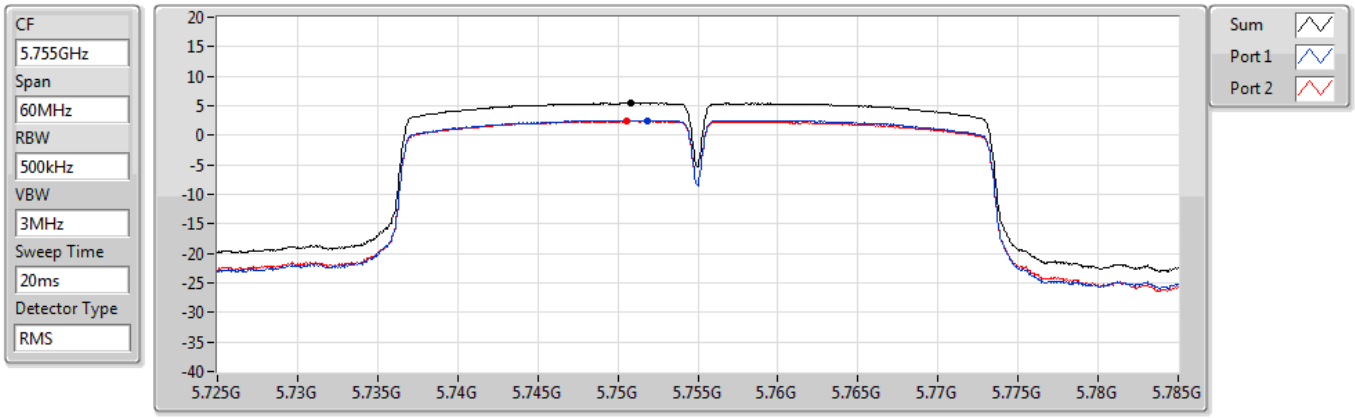

Sum	PD	Port 1	Port 2
(dBm/RBW)	(dBm/RBW)	(dBm/RBW)	(dBm/RBW)
5.43	5.43	2.52	2.37

802.11ac VHT40_Nss1,(MCS0)_2TX PSD

5795MHz

01/02/2021

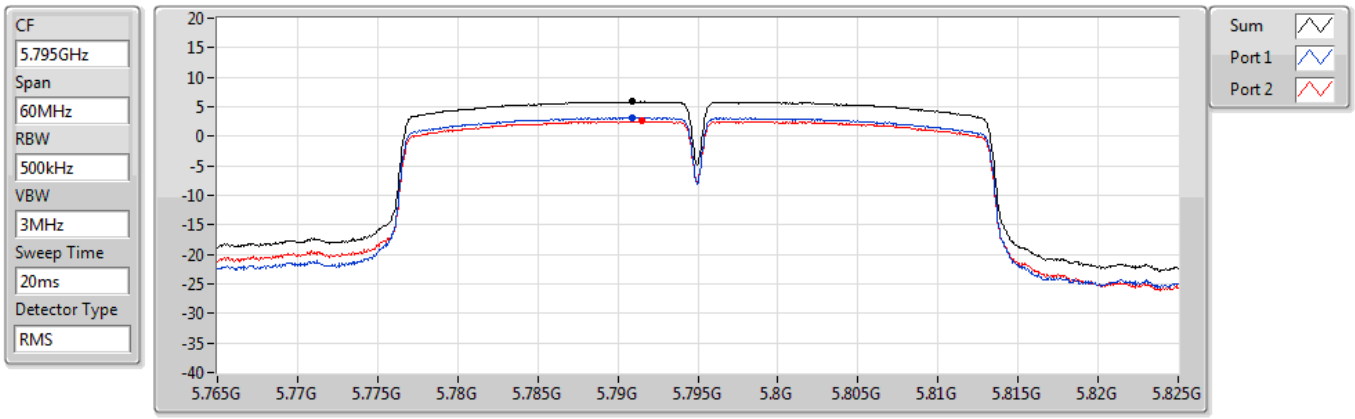

Sum	PD	Port 1	Port 2
(dBm/RBW)	(dBm/RBW)	(dBm/RBW)	(dBm/RBW)
5.85	5.85	3.16	2.56

802.11ac VHT80_Nss1,(MCS0)_2TX PSD

5210MHz

01/02/2021

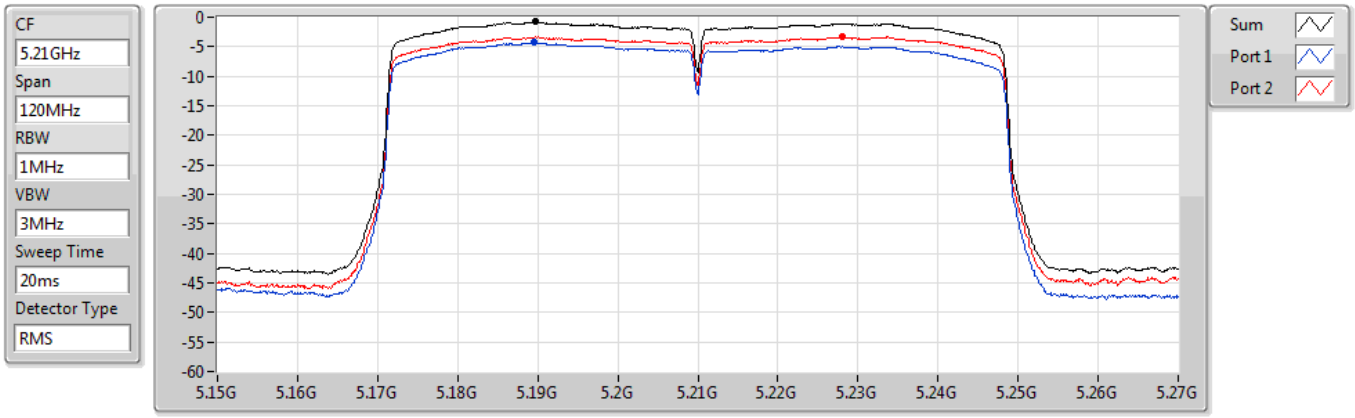

Sum	PD	Port 1	Port 2
(dBm/RBW)	(dBm/RBW)	(dBm/RBW)	(dBm/RBW)
-0.82	-0.82	-4.31	-3.32

802.11ac VHT80_Nss1,(MCS0)_2TX PSD

5775MHz

01/02/2021

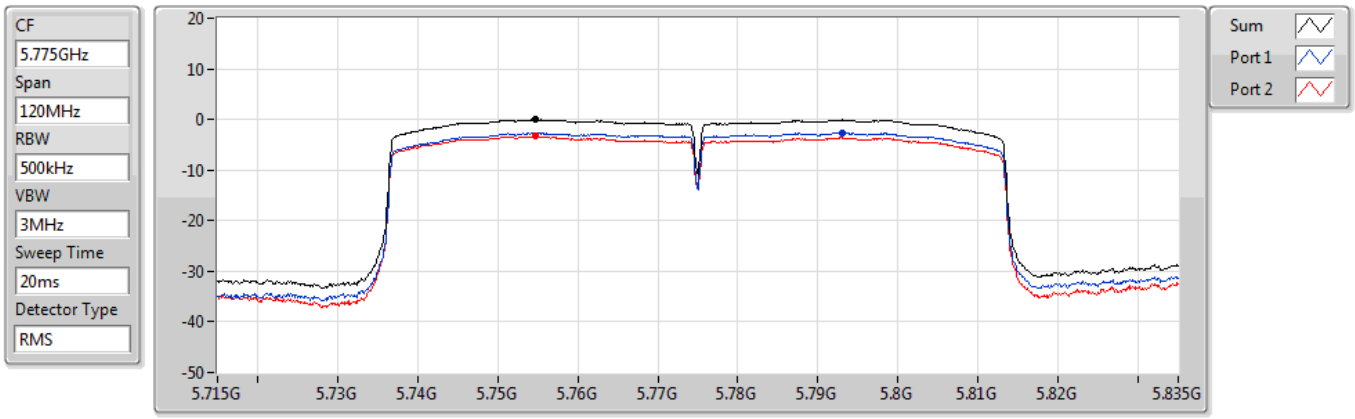

Sum	PD	Port 1	Port 2
(dBm/RBW)	(dBm/RBW)	(dBm/RBW)	(dBm/RBW)
0.04	0.04	-2.58	-3.23

Summary

Mode	Result	Type	Freq (Hz)	Level (dBuV/m)	Limit (dBuV/m)	Margin (dB)	Dist (m)	Condition	Azimuth (°)	Height (m)	Comments
5.725-5.85GHz	-	-	-	-	-	-	-	-	-	-	-
802.11ac VHT80_Nss1,(MCS0)_2TX	Pass	QP	49.4M	35.93	40.00	-4.07	3	Horizontal	310	1.10	-

Result

Mode	Result	Type	Freq (Hz)	Level (dBuV/m)	Limit (dBuV/m)	Margin (dB)	Dist (m)	Condition	Azimuth (°)	Height (m)	Comments
802.11ac VHT80_Nss1,(MCS0)_2TX	-	-	-	-	-	-	-	-	-	-	-
5775MHz	Pass	PK	47.46M	35.52	40.00	-4.48	3	Vertical	0	1.00	-
5775MHz	Pass	PK	90.14M	39.16	43.50	-4.34	3	Vertical	0	1.00	-
5775MHz	Pass	PK	561.56M	38.00	46.00	-8.00	3	Vertical	0	1.00	-
5775MHz	Pass	PK	738.1M	36.63	46.00	-9.37	3	Vertical	0	1.00	-
5775MHz	Pass	PK	934.04M	33.63	46.00	-12.37	3	Vertical	0	1.00	-
5775MHz	Pass	QP	59.1M	35.24	40.00	-4.76	3	Vertical	290	1.10	-
5775MHz	Pass	PK	90.14M	35.10	43.50	-8.40	3	Horizontal	360	1.00	-
5775MHz	Pass	PK	241.46M	28.18	46.00	-17.82	3	Horizontal	360	1.00	-
5775MHz	Pass	PK	563.5M	38.29	46.00	-7.71	3	Horizontal	360	1.00	-
5775MHz	Pass	PK	741.98M	35.36	46.00	-10.64	3	Horizontal	360	1.00	-
5775MHz	Pass	PK	804.06M	35.35	46.00	-10.65	3	Horizontal	360	1.00	-
5775MHz	Pass	QP	49.4M	35.93	40.00	-4.07	3	Horizontal	310	1.10	-

802.11ac VHT80_Nss1,(MCS0)_2TX

5775MHz_Adapter

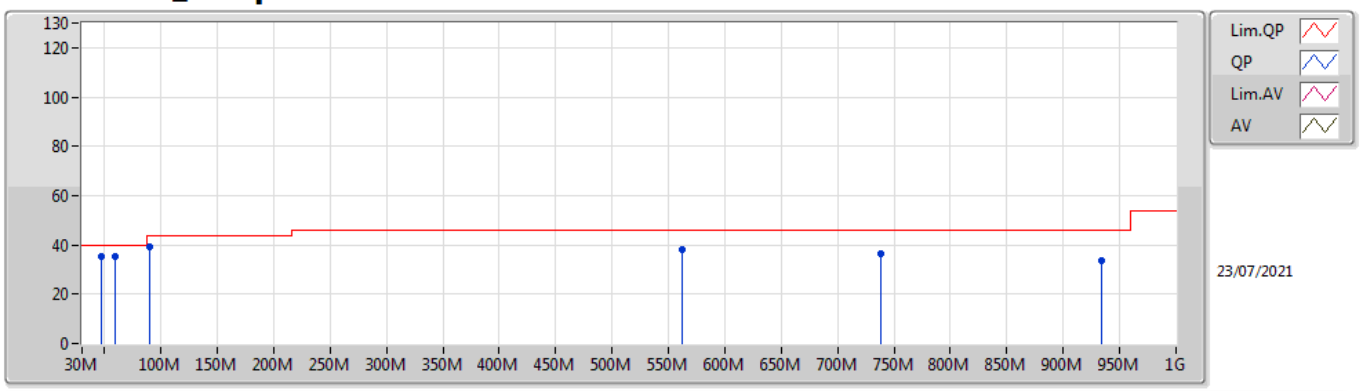

Type	Freq	Level	Limit	Margin	Factor	Dist	Condition	Azimuth	Height	Comment	Raw	AF	CL	PA
	(Hz)	(dBuV/m)	(dBuV/m)	(dB)	(dB)	(m)		(°)	(m)		(dBuV)	(dB)	(dB)	(dB)
PK	47.46M	35.52	40.00	-4.48	-12.55	3	Vertical	0	1.00	-	48.07	14.05	1.04	27.64
PK	90.14M	39.16	43.50	-4.34	-12.41	3	Vertical	0	1.00	-	51.57	14.08	1.35	27.84
PK	561.56M	38.00	46.00	-8.00	-1.00	3	Vertical	0	1.00	-	39.00	24.12	3.23	28.35
PK	738.1M	36.63	46.00	-9.37	0.36	3	Vertical	0	1.00	-	36.27	24.79	3.68	28.11
PK	934.04M	33.63	46.00	-12.37	2.65	3	Vertical	0	1.00	-	30.98	25.84	4.16	27.35
QP	59.1M	35.24	40.00	-4.76	-14.96	3	Vertical	290	1.10	-	50.20	11.67	1.13	27.76

802.11ac VHT80_Nss1,(MCS0)_2TX

5775MHz_Adapter

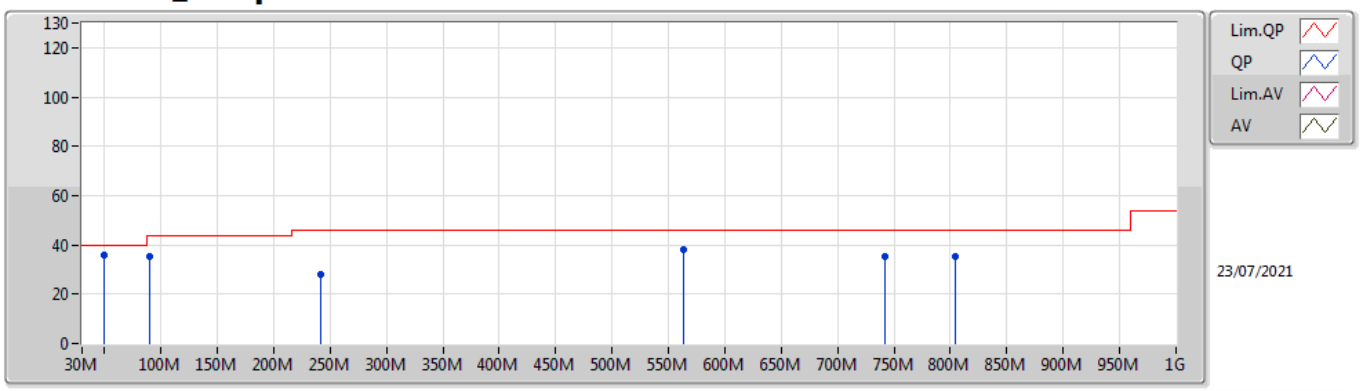

Type	Freq	Level	Limit	Margin	Factor	Dist	Condition	Azimuth	Height	Comment	Raw	AF	CL	PA
	(Hz)	(dBuV/m)	(dBuV/m)	(dB)	(dB)	(m)		(°)	(m)		(dBuV)	(dB)	(dB)	(dB)
PK	90.14M	35.10	43.50	-8.40	-12.41	3	Horizontal	360	1.00	-	47.51	14.08	1.35	27.84
PK	241.46M	28.18	46.00	-17.82	-8.32	3	Horizontal	360	1.00	-	36.50	16.63	2.12	27.07
PK	563.5M	38.29	46.00	-7.71	-1.03	3	Horizontal	360	1.00	-	39.32	24.08	3.24	28.35
PK	741.98M	35.36	46.00	-10.64	0.43	3	Horizontal	360	1.00	-	34.93	24.85	3.68	28.10
PK	804.06M	35.35	46.00	-10.65	1.05	3	Horizontal	360	1.00	-	34.30	25.03	3.89	27.87
QP	49.4M	35.93	40.00	-4.07	-13.24	3	Horizontal	310	1.10	-	49.17	13.40	1.06	27.70

Summary

Mode	Result	Type	Freq (Hz)	Level (dBuV/m)	Limit (dBuV/m)	Margin (dB)	Dist (m)	Condition	Azimuth (°)	Height (m)	Comments
5.15-5.25GHz	-	-	-	-	-	-	-	-	-	-	-
802.11a_Nss1,(6Mbps)_2TX	Pass	AV	15.59808G	53.91	54.00	-0.09	3	Vertical	340	1.66	-
802.11ac VHT20_Nss1,(MCS0)_2TX	Pass	AV	5.15G	53.67	54.00	-0.33	3	Vertical	313	2.07	-
802.11ac VHT40_Nss1,(MCS0)_2TX	Pass	AV	5.15G	53.93	54.00	-0.07	3	Vertical	314	1.91	-
802.11ac VHT80_Nss1,(MCS0)_2TX	Pass	AV	5.145G	53.33	54.00	-0.67	3	Vertical	333	1.90	-
5.725-5.85GHz	-	-	-	-	-	-	-	-	-	-	-
802.11a_Nss1,(6Mbps)_2TX	Pass	PK	17.23616G	68.07	68.20	-0.13	3	Vertical	350	1.63	-
802.11ac VHT20_Nss1,(MCS0)_2TX	Pass	PK	17.35602G	67.71	68.20	-0.49	3	Vertical	351	1.58	-
802.11ac VHT40_Nss1,(MCS0)_2TX	Pass	AV	11.58976G	53.58	54.00	-0.42	3	Vertical	230	1.00	-
802.11ac VHT80_Nss1,(MCS0)_2TX	Pass	PK	5.6502G	66.87	68.35	-1.48	3	Vertical	273	2.13	-

Result

Mode	Result	Type	Freq (Hz)	Level (dBuV/m)	Limit (dBuV/m)	Margin (dB)	Dist (m)	Condition	Azimuth (°)	Height (m)	Comments
802.11a_Nss1,(6Mbps)_2TX	-	-	-	-	-	-	-	-	-	-	-
5180MHz	Pass	AV	5.1484G	48.38	54.00	-5.62	3	Vertical	310	2.26	-
5180MHz	Pass	AV	5.173G	104.86	Inf	-Inf	3	Vertical	310	2.26	-
5180MHz	Pass	PK	5.149G	65.20	74.00	-8.80	3	Vertical	310	2.26	-
5180MHz	Pass	PK	5.178G	113.23	Inf	-Inf	3	Vertical	310	2.26	-
5180MHz	Pass	AV	5.15G	47.60	54.00	-6.40	3	Horizontal	9	2.19	-
5180MHz	Pass	AV	5.1752G	102.36	Inf	-Inf	3	Horizontal	9	2.19	-
5180MHz	Pass	PK	5.147G	61.57	74.00	-12.43	3	Horizontal	9	2.19	-
5180MHz	Pass	PK	5.1756G	110.42	Inf	-Inf	3	Horizontal	9	2.19	-
5180MHz	Pass	AV	15.53812G	53.59	54.00	-0.41	3	Vertical	341	1.59	-
5180MHz	Pass	PK	10.36108G	66.14	68.20	-2.06	3	Vertical	327	1.88	-
5180MHz	Pass	PK	15.53316G	67.43	74.00	-6.57	3	Vertical	341	1.59	-
5180MHz	Pass	AV	15.53744G	48.48	54.00	-5.52	3	Horizontal	48	1.64	-
5180MHz	Pass	PK	10.36104G	62.85	68.20	-5.35	3	Horizontal	19	1.76	-
5180MHz	Pass	PK	15.53316G	61.62	74.00	-12.38	3	Horizontal	48	1.64	-
5200MHz	Pass	AV	5.15G	45.31	54.00	-8.69	3	Vertical	333	1.49	-
5200MHz	Pass	AV	5.194G	104.10	Inf	-Inf	3	Vertical	333	1.49	-
5200MHz	Pass	PK	5.1348G	57.67	74.00	-16.33	3	Vertical	333	1.49	-
5200MHz	Pass	PK	5.1944G	112.16	Inf	-Inf	3	Vertical	333	1.49	-
5200MHz	Pass	AV	5.15G	45.31	54.00	-8.69	3	Horizontal	101	2.16	-
5200MHz	Pass	AV	5.1988G	102.77	Inf	-Inf	3	Horizontal	101	2.16	-
5200MHz	Pass	PK	5.1124G	57.90	74.00	-16.10	3	Horizontal	101	2.16	-
5200MHz	Pass	PK	5.1984G	111.09	Inf	-Inf	3	Horizontal	101	2.16	-
5200MHz	Pass	AV	15.59808G	53.91	54.00	-0.09	3	Vertical	340	1.66	-
5200MHz	Pass	PK	10.40096G	67.18	68.20	-1.02	3	Vertical	326	1.94	-
5200MHz	Pass	PK	15.59316G	67.58	74.00	-6.42	3	Vertical	340	1.66	-
5200MHz	Pass	PK	15.59324G	63.20	74.00	-10.80	3	Horizontal	243	1.05	-
5200MHz	Pass	AV	15.59712G	49.93	54.00	-4.07	3	Horizontal	243	1.05	-
5240MHz	Pass	AV	5.15G	45.03	54.00	-8.97	3	Vertical	318	1.84	-
5240MHz	Pass	AV	5.2382G	105.16	Inf	-Inf	3	Vertical	318	1.84	-
5240MHz	Pass	AV	5.3774G	44.79	54.00	-9.21	3	Vertical	318	1.84	-
5240MHz	Pass	PK	5.1296G	57.31	74.00	-16.69	3	Vertical	318	1.84	-
5240MHz	Pass	PK	5.2382G	113.33	Inf	-Inf	3	Vertical	318	1.84	-
5240MHz	Pass	PK	5.3768G	56.25	74.00	-17.75	3	Vertical	318	1.84	-
5240MHz	Pass	AV	5.1494G	45.16	54.00	-8.84	3	Horizontal	100	2.10	-
5240MHz	Pass	AV	5.2418G	103.57	Inf	-Inf	3	Horizontal	100	2.10	-
5240MHz	Pass	AV	5.3744G	44.65	54.00	-9.35	3	Horizontal	100	2.10	-
5240MHz	Pass	PK	5.1314G	57.58	74.00	-16.42	3	Horizontal	100	2.10	-
5240MHz	Pass	PK	5.2364G	111.65	Inf	-Inf	3	Horizontal	100	2.10	-
5240MHz	Pass	PK	5.3768G	56.66	74.00	-17.34	3	Horizontal	100	2.10	-
5240MHz	Pass	AV	15.71796G	53.50	54.00	-0.50	3	Vertical	337	1.70	-
5240MHz	Pass	PK	10.4762G	66.44	68.20	-1.76	3	Vertical	326	1.87	-
5240MHz	Pass	PK	15.71312G	67.22	74.00	-6.78	3	Vertical	337	1.70	-
5240MHz	Pass	AV	15.71872G	50.19	54.00	-3.81	3	Horizontal	243	1.76	-
5240MHz	Pass	PK	10.48176G	63.06	68.20	-5.14	3	Horizontal	32	1.19	-
5240MHz	Pass	PK	15.71896G	63.27	74.00	-10.73	3	Horizontal	243	1.76	-
5745MHz	Pass	AV	5.7462G	106.30	Inf	-Inf	3	Vertical	274	1.84	-
5745MHz	Pass	PK	5.4726G	57.25	68.20	-10.95	3	Vertical	274	1.84	-
5745MHz	Pass	PK	5.751G	114.14	Inf	-Inf	3	Vertical	274	1.84	-
5745MHz	Pass	PK	6.0234G	58.22	68.20	-9.98	3	Vertical	274	1.84	-
5745MHz	Pass	AV	5.7474G	104.74	Inf	-Inf	3	Horizontal	103	2.08	-
5745MHz	Pass	PK	5.5854G	58.59	68.20	-9.61	3	Horizontal	103	2.08	-
5745MHz	Pass	PK	5.7426G	112.91	Inf	-Inf	3	Horizontal	103	2.08	-
5745MHz	Pass	PK	6.027G	57.78	68.20	-10.42	3	Horizontal	103	2.08	-
5745MHz	Pass	AV	11.48988G	51.64	54.00	-2.36	3	Vertical	0	1.84	-
5745MHz	Pass	PK	11.48984G	62.66	74.00	-11.34	3	Vertical	0	1.84	-
5745MHz	Pass	PK	17.23616G	68.07	68.20	-0.13	3	Vertical	350	1.63	-
5745MHz	Pass	AV	11.49164G	48.95	54.00	-5.05	3	Horizontal	121	1.86	-
5745MHz	Pass	PK	11.48624G	62.58	74.00	-11.42	3	Horizontal	121	1.86	-
5745MHz	Pass	PK	17.23548G	66.50	68.20	-1.70	3	Horizontal	163	1.78	-
5785MHz	Pass	AV	5.7862G	106.74	Inf	-Inf	3	Vertical	274	1.83	-

Mode	Result	Type	Freq (Hz)	Level (dBuV/m)	Limit (dBuV/m)	Margin (dB)	Dist (m)	Condition	Azimuth (°)	Height (m)	Comments
5785MHz	Pass	PK	5.5258G	58.05	68.20	-10.15	3	Vertical	274	1.83	-
5785MHz	Pass	PK	5.7814G	114.55	Inf	-Inf	3	Vertical	274	1.83	-
5785MHz	Pass	PK	5.9506G	57.82	68.20	-10.38	3	Vertical	274	1.83	-
5785MHz	Pass	AV	5.7826G	103.75	Inf	-Inf	3	Horizontal	103	1.97	-
5785MHz	Pass	PK	5.6458G	57.22	68.20	-10.98	3	Horizontal	103	1.97	-
5785MHz	Pass	PK	5.7826G	112.17	Inf	-Inf	3	Horizontal	103	1.97	-
5785MHz	Pass	PK	6.0514G	58.43	68.20	-9.77	3	Horizontal	103	1.97	-
5785MHz	Pass	AV	11.56992G	51.92	54.00	-2.08	3	Vertical	352	1.86	-
5785MHz	Pass	PK	11.56624G	63.97	74.00	-10.03	3	Vertical	352	1.86	-
5785MHz	Pass	PK	17.36128G	67.98	68.20	-0.22	3	Vertical	350	2.08	-
5785MHz	Pass	AV	11.57156G	48.75	54.00	-5.25	3	Horizontal	123	1.81	-
5785MHz	Pass	PK	11.56612G	62.15	74.00	-11.85	3	Horizontal	123	1.81	-
5785MHz	Pass	PK	17.35536G	66.28	68.20	-1.92	3	Horizontal	163	1.73	-
5825MHz	Pass	AV	5.8202G	108.28	Inf	-Inf	3	Vertical	272	1.99	-
5825MHz	Pass	PK	5.5778G	57.61	68.20	-10.59	3	Vertical	272	1.99	-
5825MHz	Pass	PK	5.8202G	115.96	Inf	-Inf	3	Vertical	272	1.99	-
5825MHz	Pass	PK	6.041G	58.35	68.20	-9.85	3	Vertical	272	1.99	-
5825MHz	Pass	AV	5.8226G	104.10	Inf	-Inf	3	Horizontal	103	2.12	-
5825MHz	Pass	PK	5.5658G	57.19	68.20	-11.01	3	Horizontal	103	2.12	-
5825MHz	Pass	PK	5.8226G	112.40	Inf	-Inf	3	Horizontal	103	2.12	-
5825MHz	Pass	PK	5.969G	58.25	68.20	-9.95	3	Horizontal	103	2.12	-
5825MHz	Pass	AV	11.64984G	52.84	54.00	-1.16	3	Vertical	229	1.06	-
5825MHz	Pass	PK	11.64996G	63.97	74.00	-10.03	3	Vertical	229	1.06	-
5825MHz	Pass	PK	17.48112G	67.91	68.20	-0.29	3	Vertical	349	1.60	-
5825MHz	Pass	AV	11.65016G	49.61	54.00	-4.39	3	Horizontal	117	1.78	-
5825MHz	Pass	PK	11.6462G	62.90	74.00	-11.10	3	Horizontal	117	1.78	-
5825MHz	Pass	PK	17.48472G	65.34	68.20	-2.86	3	Horizontal	164	1.78	-
802.11ac VHT20_Nss1,(MCS0)_2TX	-	-	-	-	-	-	-	-	-	-	-
5180MHz	Pass	AV	5.15G	53.67	54.00	-0.33	3	Vertical	313	2.07	-
5180MHz	Pass	AV	5.1768G	106.08	Inf	-Inf	3	Vertical	313	2.07	-
5180MHz	Pass	PK	5.1492G	70.44	74.00	-3.56	3	Vertical	313	2.07	-
5180MHz	Pass	PK	5.1752G	114.61	Inf	-Inf	3	Vertical	313	2.07	-
5180MHz	Pass	AV	5.15G	51.93	54.00	-2.07	3	Horizontal	89	2.06	-
5180MHz	Pass	AV	5.1768G	102.57	Inf	-Inf	3	Horizontal	89	2.06	-
5180MHz	Pass	PK	5.1484G	68.48	74.00	-5.52	3	Horizontal	89	2.06	-
5180MHz	Pass	PK	5.174G	111.20	Inf	-Inf	3	Horizontal	89	2.06	-
5180MHz	Pass	AV	15.53816G	53.23	54.00	-0.77	3	Vertical	323	1.67	-
5180MHz	Pass	PK	10.35908G	66.16	68.20	-2.04	3	Vertical	30	2.64	-
5180MHz	Pass	PK	15.54116G	68.08	74.00	-5.92	3	Vertical	323	1.67	-
5180MHz	Pass	AV	15.53812G	50.39	54.00	-3.61	3	Horizontal	47	1.69	-
5180MHz	Pass	PK	10.35928G	64.93	68.20	-3.27	3	Horizontal	18	2.52	-
5180MHz	Pass	PK	15.54652G	64.98	74.00	-9.02	3	Horizontal	47	1.69	-
5200MHz	Pass	AV	5.15G	45.97	54.00	-8.03	3	Vertical	315	2.20	-
5200MHz	Pass	AV	5.1968G	106.54	Inf	-Inf	3	Vertical	315	2.20	-
5200MHz	Pass	PK	5.15G	63.75	74.00	-10.25	3	Vertical	315	2.20	-
5200MHz	Pass	PK	5.1952G	115.13	Inf	-Inf	3	Vertical	315	2.20	-
5200MHz	Pass	AV	5.15G	45.31	54.00	-8.69	3	Horizontal	208	2.04	-
5200MHz	Pass	AV	5.1968G	101.81	Inf	-Inf	3	Horizontal	208	2.04	-
5200MHz	Pass	PK	5.1496G	58.84	74.00	-15.16	3	Horizontal	208	2.04	-
5200MHz	Pass	PK	5.1952G	110.22	Inf	-Inf	3	Horizontal	208	2.04	-
5200MHz	Pass	AV	15.59556G	53.44	54.00	-0.56	3	Vertical	323	1.74	-
5200MHz	Pass	PK	10.39908G	66.76	68.20	-1.44	3	Vertical	327	1.93	-
5200MHz	Pass	PK	15.60112G	67.98	74.00	-6.02	3	Vertical	323	1.74	-
5200MHz	Pass	AV	15.59572G	49.86	54.00	-4.14	3	Horizontal	242	1.09	-
5200MHz	Pass	PK	10.39884G	66.23	68.20	-1.97	3	Horizontal	131	1.82	-
5200MHz	Pass	PK	15.60312G	64.18	74.00	-9.82	3	Horizontal	242	1.09	-
5240MHz	Pass	AV	5.1332G	45.21	54.00	-8.79	3	Vertical	329	1.83	-
5240MHz	Pass	AV	5.2364G	105.31	Inf	-Inf	3	Vertical	329	1.83	-
5240MHz	Pass	AV	5.3528G	45.18	54.00	-8.82	3	Vertical	329	1.83	-
5240MHz	Pass	PK	5.1152G	58.17	74.00	-15.83	3	Vertical	329	1.83	-
5240MHz	Pass	PK	5.2352G	113.71	Inf	-Inf	3	Vertical	329	1.83	-
5240MHz	Pass	PK	5.3678G	56.80	74.00	-17.20	3	Vertical	329	1.83	-

Mode	Result	Type	Freq (Hz)	Level (dBuV/m)	Limit (dBuV/m)	Margin (dB)	Dist (m)	Condition	Azimuth (°)	Height (m)	Comments
5240MHz	Pass	AV	5.135G	44.97	54.00	-9.03	3	Horizontal	210	2.14	-
5240MHz	Pass	AV	5.243G	102.07	Inf	-Inf	3	Horizontal	210	2.14	-
5240MHz	Pass	AV	5.3798G	44.26	54.00	-9.74	3	Horizontal	210	2.14	-
5240MHz	Pass	PK	5.1212G	57.64	74.00	-16.36	3	Horizontal	210	2.14	-
5240MHz	Pass	PK	5.2352G	110.14	Inf	-Inf	3	Horizontal	210	2.14	-
5240MHz	Pass	PK	5.3648G	56.79	74.00	-17.21	3	Horizontal	210	2.14	-
5240MHz	Pass	AV	15.71792G	53.65	54.00	-0.35	3	Vertical	336	1.73	-
5240MHz	Pass	PK	10.47896G	65.72	68.20	-2.48	3	Vertical	12	1.00	-
5240MHz	Pass	PK	15.71792G	68.75	74.00	-5.25	3	Vertical	336	1.73	-
5240MHz	Pass	AV	15.7156G	50.49	54.00	-3.51	3	Horizontal	242	1.10	-
5240MHz	Pass	PK	10.47904G	66.00	68.20	-2.20	3	Horizontal	132	1.88	-
5240MHz	Pass	PK	15.71856G	65.08	74.00	-8.92	3	Horizontal	242	1.10	-
5745MHz	Pass	AV	5.4486G	44.53	54.00	-9.47	3	Vertical	272	1.84	-
5745MHz	Pass	PK	5.4978G	57.16	68.20	-11.04	3	Vertical	272	1.84	-
5745MHz	Pass	PK	5.739G	114.55	Inf	-Inf	3	Vertical	272	1.84	-
5745MHz	Pass	PK	6.0222G	57.74	68.20	-10.46	3	Vertical	272	1.84	-
5745MHz	Pass	AV	5.4522G	44.29	54.00	-9.71	3	Horizontal	0	1.93	-
5745MHz	Pass	AV	5.7486G	101.60	Inf	-Inf	3	Horizontal	0	1.93	-
5745MHz	Pass	PK	5.5854G	56.51	68.20	-11.69	3	Horizontal	0	1.93	-
5745MHz	Pass	PK	5.7498G	109.47	Inf	-Inf	3	Horizontal	0	1.93	-
5745MHz	Pass	PK	5.9526G	57.24	68.20	-10.96	3	Horizontal	0	1.93	-
5745MHz	Pass	AV	11.48982G	51.02	54.00	-2.98	3	Vertical	360	1.00	-
5745MHz	Pass	PK	11.48988G	64.39	74.00	-9.61	3	Vertical	360	1.00	-
5745MHz	Pass	PK	17.24784G	67.41	68.20	-0.79	3	Vertical	351	1.60	-
5745MHz	Pass	AV	11.48964G	47.68	54.00	-6.32	3	Horizontal	141	2.02	-
5745MHz	Pass	PK	11.49438G	61.33	74.00	-12.67	3	Horizontal	141	2.02	-
5745MHz	Pass	PK	17.23404G	64.73	68.20	-3.47	3	Horizontal	216	1.63	-
5785MHz	Pass	AV	5.7814G	108.35	Inf	-Inf	3	Vertical	272	2.02	-
5785MHz	Pass	PK	5.6266G	57.09	68.20	-11.11	3	Vertical	272	2.02	-
5785MHz	Pass	PK	5.7802G	116.46	Inf	-Inf	3	Vertical	272	2.02	-
5785MHz	Pass	PK	5.9494G	59.78	68.20	-8.42	3	Vertical	272	2.02	-
5785MHz	Pass	AV	5.7874G	102.95	Inf	-Inf	3	Horizontal	0	1.86	-
5785MHz	Pass	PK	5.6314G	56.63	68.20	-11.57	3	Horizontal	0	1.86	-
5785MHz	Pass	PK	5.7838G	110.79	Inf	-Inf	3	Horizontal	0	1.86	-
5785MHz	Pass	PK	5.9398G	59.17	68.20	-9.03	3	Horizontal	0	1.86	-
5785MHz	Pass	AV	11.56982G	50.97	54.00	-3.03	3	Vertical	360	1.89	-
5785MHz	Pass	PK	11.56382G	62.85	74.00	-11.15	3	Vertical	360	1.89	-
5785MHz	Pass	PK	17.35602G	67.71	68.20	-0.49	3	Vertical	351	1.58	-
5785MHz	Pass	AV	11.56988G	46.65	54.00	-7.35	3	Horizontal	173	1.92	-
5785MHz	Pass	PK	11.5664G	59.38	74.00	-14.62	3	Horizontal	173	1.92	-
5785MHz	Pass	PK	17.35158G	64.49	68.20	-3.71	3	Horizontal	217	1.68	-
5825MHz	Pass	AV	5.8214G	108.18	Inf	-Inf	3	Vertical	271	2.16	-
5825MHz	Pass	PK	5.633G	57.84	68.20	-10.36	3	Vertical	271	2.16	-
5825MHz	Pass	PK	5.8226G	116.00	Inf	-Inf	3	Vertical	271	2.16	-
5825MHz	Pass	PK	5.9798G	59.65	68.20	-8.55	3	Vertical	271	2.16	-
5825MHz	Pass	AV	5.8214G	103.16	Inf	-Inf	3	Horizontal	291	2.12	-
5825MHz	Pass	PK	5.6174G	57.54	68.20	-10.66	3	Horizontal	291	2.12	-
5825MHz	Pass	PK	5.8202G	111.34	Inf	-Inf	3	Horizontal	291	2.12	-
5825MHz	Pass	PK	5.9834G	58.65	68.20	-9.55	3	Horizontal	291	2.12	-
5825MHz	Pass	AV	11.64988G	50.47	54.00	-3.53	3	Vertical	0	1.50	-
5825MHz	Pass	PK	11.64838G	62.53	74.00	-11.47	3	Vertical	0	1.50	-
5825MHz	Pass	PK	17.47656G	67.62	68.20	-0.58	3	Vertical	351	1.64	-
5825MHz	Pass	AV	11.64982G	49.88	54.00	-4.12	3	Horizontal	247	1.02	-
5825MHz	Pass	PK	11.6491G	62.67	74.00	-11.33	3	Horizontal	247	1.02	-
5825MHz	Pass	PK	17.46372G	64.90	68.20	-3.30	3	Horizontal	164	1.71	-
802.11ac VHT40_Nss1,(MCS0)_2TX	-	-	-	-	-	-	-	-	-	-	-
5190MHz	Pass	AV	5.15G	53.93	54.00	-0.07	3	Vertical	314	1.91	-
5190MHz	Pass	AV	5.178G	100.82	Inf	-Inf	3	Vertical	314	1.91	-
5190MHz	Pass	PK	5.1464G	70.31	74.00	-3.69	3	Vertical	314	1.91	-
5190MHz	Pass	PK	5.1788G	109.12	Inf	-Inf	3	Vertical	314	1.91	-
5190MHz	Pass	PK	5.1468G	66.81	74.00	-7.19	3	Horizontal	210	1.95	-
5190MHz	Pass	AV	5.15G	50.46	54.00	-3.54	3	Horizontal	210	1.95	-

Mode	Result	Type	Freq (Hz)	Level (dBuV/m)	Limit (dBuV/m)	Margin (dB)	Dist (m)	Condition	Azimuth (°)	Height (m)	Comments
5190MHz	Pass	PK	5.1828G	106.16	Inf	-Inf	3	Horizontal	210	1.95	-
5190MHz	Pass	AV	5.1804G	97.61	Inf	-Inf	3	Horizontal	210	1.95	-
5190MHz	Pass	AV	15.5608G	50.44	54.00	-3.56	3	Vertical	342	1.68	-
5190MHz	Pass	PK	10.3804G	62.01	68.20	-6.19	3	Vertical	30	2.49	-
5190MHz	Pass	PK	15.55784G	63.68	74.00	-10.32	3	Vertical	342	1.68	-
5190MHz	Pass	AV	15.57136G	46.87	54.00	-7.13	3	Horizontal	48	1.71	-
5190MHz	Pass	PK	10.38032G	62.19	68.20	-6.01	3	Horizontal	131	1.84	-
5190MHz	Pass	PK	15.56072G	59.92	74.00	-14.08	3	Horizontal	48	1.71	-
5230MHz	Pass	AV	5.15G	48.50	54.00	-5.50	3	Vertical	314	1.84	-
5230MHz	Pass	AV	5.2352G	103.20	Inf	-Inf	3	Vertical	314	1.84	-
5230MHz	Pass	PK	5.1496G	64.30	74.00	-9.70	3	Vertical	314	1.84	-
5230MHz	Pass	PK	5.2368G	111.23	Inf	-Inf	3	Vertical	314	1.84	-
5230MHz	Pass	AV	5.15G	46.82	54.00	-7.18	3	Horizontal	209	2.01	-
5230MHz	Pass	AV	5.2244G	100.59	Inf	-Inf	3	Horizontal	209	2.01	-
5230MHz	Pass	PK	5.1492G	60.27	74.00	-13.73	3	Horizontal	209	2.01	-
5230MHz	Pass	PK	5.2224G	109.26	Inf	-Inf	3	Horizontal	209	2.01	-
5230MHz	Pass	AV	15.68496G	53.93	54.00	-0.07	3	Vertical	340	1.65	-
5230MHz	Pass	PK	10.46632G	63.14	68.20	-5.06	3	Vertical	192	1.36	-
5230MHz	Pass	PK	15.68776G	68.62	74.00	-5.38	3	Vertical	340	1.65	-
5230MHz	Pass	AV	15.69168G	50.99	54.00	-3.01	3	Horizontal	243	1.00	-
5230MHz	Pass	PK	10.46024G	64.32	68.20	-3.88	3	Horizontal	132	1.86	-
5230MHz	Pass	PK	15.6876G	65.20	74.00	-8.80	3	Horizontal	243	1.00	-
5755MHz	Pass	AV	5.7622G	107.52	Inf	-Inf	3	Vertical	272	1.99	-
5755MHz	Pass	PK	5.653G	65.41	70.42	-5.01	3	Vertical	272	1.99	-
5755MHz	Pass	PK	5.7622G	115.41	Inf	-Inf	3	Vertical	272	1.99	-
5755MHz	Pass	PK	5.9254G	58.50	68.20	-9.70	3	Vertical	272	1.99	-
5755MHz	Pass	AV	5.455G	44.31	54.00	-9.69	3	Horizontal	3	2.10	-
5755MHz	Pass	PK	5.6518G	59.44	69.53	-10.09	3	Horizontal	3	2.10	-
5755MHz	Pass	PK	5.7586G	109.90	Inf	-Inf	3	Horizontal	3	2.10	-
5755MHz	Pass	PK	5.9254G	58.57	68.20	-9.63	3	Horizontal	3	2.10	-
5755MHz	Pass	AV	11.50992G	51.88	54.00	-2.12	3	Vertical	360	1.81	-
5755MHz	Pass	PK	11.51024G	63.61	74.00	-10.39	3	Vertical	360	1.81	-
5755MHz	Pass	PK	17.26268G	67.73	68.20	-0.47	3	Vertical	350	1.65	-
5755MHz	Pass	AV	11.50976G	47.70	54.00	-6.30	3	Horizontal	124	1.74	-
5755MHz	Pass	PK	11.50984G	60.12	74.00	-13.88	3	Horizontal	124	1.74	-
5755MHz	Pass	PK	17.26516G	64.64	68.20	-3.56	3	Horizontal	217	1.62	-
5795MHz	Pass	AV	5.7986G	107.92	Inf	-Inf	3	Vertical	271	2.09	-
5795MHz	Pass	PK	5.6474G	59.85	68.20	-8.35	3	Vertical	271	2.09	-
5795MHz	Pass	PK	5.7878G	116.53	Inf	-Inf	3	Vertical	271	2.09	-
5795MHz	Pass	PK	5.9258G	65.98	68.20	-2.22	3	Vertical	271	2.09	-
5795MHz	Pass	AV	5.7986G	102.63	Inf	-Inf	3	Horizontal	0	1.98	-
5795MHz	Pass	PK	5.4986G	57.26	68.20	-10.94	3	Horizontal	0	1.98	-
5795MHz	Pass	PK	5.7878G	110.42	Inf	-Inf	3	Horizontal	0	1.98	-
5795MHz	Pass	PK	5.9366G	59.12	68.20	-9.08	3	Horizontal	0	1.98	-
5795MHz	Pass	AV	11.58976G	53.58	54.00	-0.42	3	Vertical	230	1.00	-
5795MHz	Pass	PK	11.5892G	65.01	74.00	-8.99	3	Vertical	230	1.00	-
5795MHz	Pass	PK	17.38524G	67.65	68.20	-0.55	3	Vertical	349	1.50	-
5795MHz	Pass	AV	11.58984G	50.24	54.00	-3.76	3	Horizontal	247	1.02	-
5795MHz	Pass	PK	11.59104G	61.80	74.00	-12.20	3	Horizontal	247	1.02	-
5795MHz	Pass	PK	17.38708G	63.54	68.20	-4.66	3	Horizontal	334	1.50	-
802.11ac VHT80_Nss1,(MCS0)_2TX	-	-	-	-	-	-	-	-	-	-	-
5210MHz	Pass	AV	5.145G	53.33	54.00	-0.67	3	Vertical	333	1.90	-
5210MHz	Pass	AV	5.19G	96.42	Inf	-Inf	3	Vertical	333	1.90	-
5210MHz	Pass	AV	5.357G	44.97	54.00	-9.03	3	Vertical	333	1.90	-
5210MHz	Pass	PK	5.142G	65.74	74.00	-8.26	3	Vertical	333	1.90	-
5210MHz	Pass	PK	5.19G	105.65	Inf	-Inf	3	Vertical	333	1.90	-
5210MHz	Pass	PK	5.407G	55.84	74.00	-18.16	3	Vertical	333	1.90	-
5210MHz	Pass	AV	5.15G	46.71	54.00	-7.29	3	Horizontal	182	2.16	-
5210MHz	Pass	AV	5.234G	93.56	Inf	-Inf	3	Horizontal	182	2.16	-
5210MHz	Pass	AV	5.399G	44.53	54.00	-9.47	3	Horizontal	182	2.16	-
5210MHz	Pass	PK	5.144G	58.05	74.00	-15.95	3	Horizontal	182	2.16	-
5210MHz	Pass	PK	5.228G	101.68	Inf	-Inf	3	Horizontal	182	2.16	-

Mode	Result	Type	Freq (Hz)	Level (dBuV/m)	Limit (dBuV/m)	Margin (dB)	Dist (m)	Condition	Azimuth (°)	Height (m)	Comments
5210MHz	Pass	PK	5.434G	56.91	74.00	-17.09	3	Horizontal	182	2.16	-
5210MHz	Pass	AV	15.5972G	46.62	54.00	-7.38	3	Vertical	341	1.65	-
5210MHz	Pass	PK	10.41232G	58.55	68.20	-9.65	3	Vertical	167	1.65	-
5210MHz	Pass	PK	15.59576G	59.39	74.00	-14.61	3	Vertical	341	1.65	-
5210MHz	Pass	AV	15.64168G	45.43	54.00	-8.57	3	Horizontal	48	1.71	-
5210MHz	Pass	PK	10.41888G	58.64	68.20	-9.56	3	Horizontal	133	1.78	-
5210MHz	Pass	PK	15.61032G	58.50	74.00	-15.50	3	Horizontal	48	1.71	-
5775MHz	Pass	AV	5.7546G	102.05	Inf	-Inf	3	Vertical	273	2.13	-
5775MHz	Pass	PK	5.6502G	66.87	68.35	-1.48	3	Vertical	273	2.13	-
5775MHz	Pass	PK	5.7546G	111.54	Inf	-Inf	3	Vertical	273	2.13	-
5775MHz	Pass	PK	5.9262G	64.27	68.20	-3.93	3	Vertical	273	2.13	-
5775MHz	Pass	AV	5.7546G	96.03	Inf	-Inf	3	Horizontal	0	1.94	-
5775MHz	Pass	PK	5.6502G	58.92	68.35	-9.43	3	Horizontal	0	1.94	-
5775MHz	Pass	PK	5.7534G	104.68	Inf	-Inf	3	Horizontal	0	1.94	-
5775MHz	Pass	PK	5.9298G	60.66	68.20	-7.54	3	Horizontal	0	1.94	-
5775MHz	Pass	AV	11.54984G	48.42	54.00	-5.58	3	Vertical	0	1.90	-
5775MHz	Pass	PK	11.54872G	58.76	74.00	-15.24	3	Vertical	0	1.90	-
5775MHz	Pass	PK	17.32148G	62.58	68.20	-5.62	3	Vertical	360	2.97	-
5775MHz	Pass	AV	11.54968G	44.64	54.00	-9.36	3	Horizontal	360	1.50	-
5775MHz	Pass	PK	11.56456G	56.81	74.00	-17.19	3	Horizontal	360	1.50	-
5775MHz	Pass	PK	17.28644G	61.38	68.20	-6.82	3	Horizontal	306	1.50	-

802.11a_Nss1,(6Mbps)_2TX

5180MHz_TX

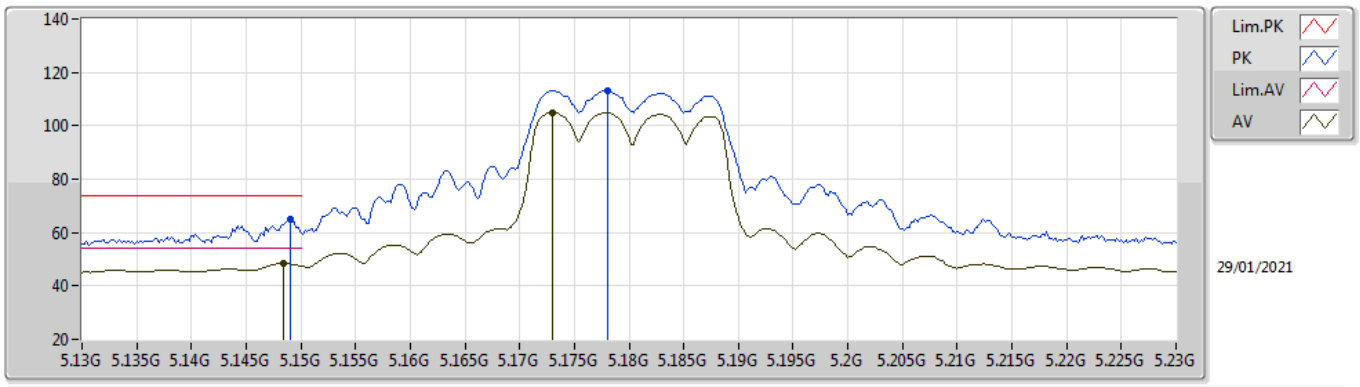

Type	Freq	Level	Limit	Margin	Factor	Dist	Condition	Azimuth	Height	Comment	Raw	AF	CL	PA
	(Hz)	(dBuV/m)	(dBuV/m)	(dB)	(dB)	(m)		(°)	(m)		(dBuV)	(dB)	(dB)	(dB)
AV	5.1484G	48.38	54.00	-5.62	9.59	3	Vertical	310	2.26	-	38.79	32.00	6.77	29.18
AV	5.173G	104.86	Inf	-Inf	9.52	3	Vertical	310	2.26	-	95.34	31.91	6.79	29.18
PK	5.149G	65.20	74.00	-8.80	9.59	3	Vertical	310	2.26	-	55.61	32.00	6.77	29.18
PK	5.178G	113.23	Inf	-Inf	9.50	3	Vertical	310	2.26	-	103.73	31.89	6.79	29.18

802.11a_Nss1,(6Mbps)_2TX

5180MHz_TX

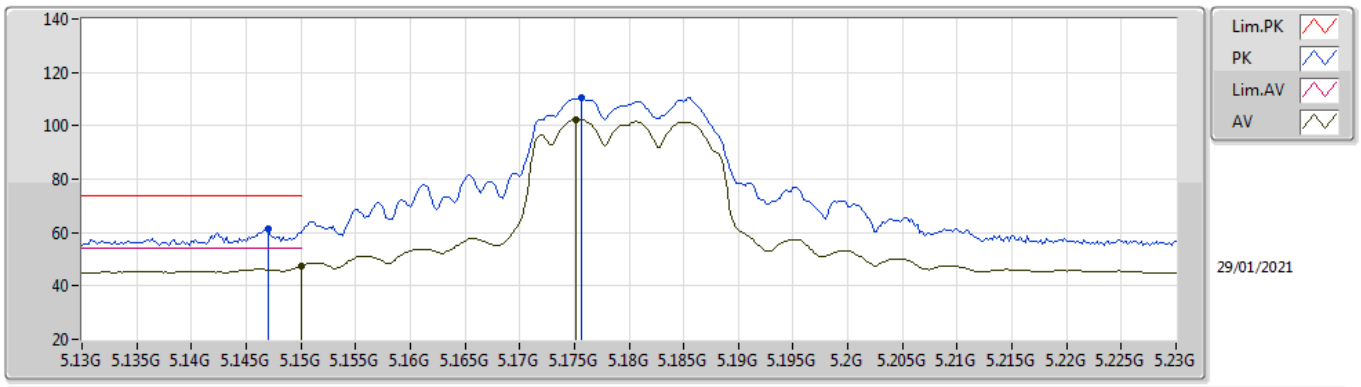

Type	Freq	Level	Limit	Margin	Factor	Dist	Condition	Azimuth	Height	Comment	Raw	AF	CL	PA
	(Hz)	(dBuV/m)	(dBuV/m)	(dB)	(dB)	(m)		(°)	(m)		(dBuV)	(dB)	(dB)	(dB)
AV	5.15G	47.60	54.00	-6.40	9.60	3	Horizontal	9	2.19	-	38.00	32.00	6.78	29.18
AV	5.1752G	102.36	Inf	-Inf	9.51	3	Horizontal	9	2.19	-	92.85	31.90	6.79	29.18
PK	5.147G	61.57	74.00	-12.43	9.58	3	Horizontal	9	2.19	-	51.99	31.99	6.77	29.18
PK	5.1756G	110.42	Inf	-Inf	9.51	3	Horizontal	9	2.19	-	100.91	31.90	6.79	29.18

802.11a_Nss1,(6Mbps)_2TX

5180MHz_TX

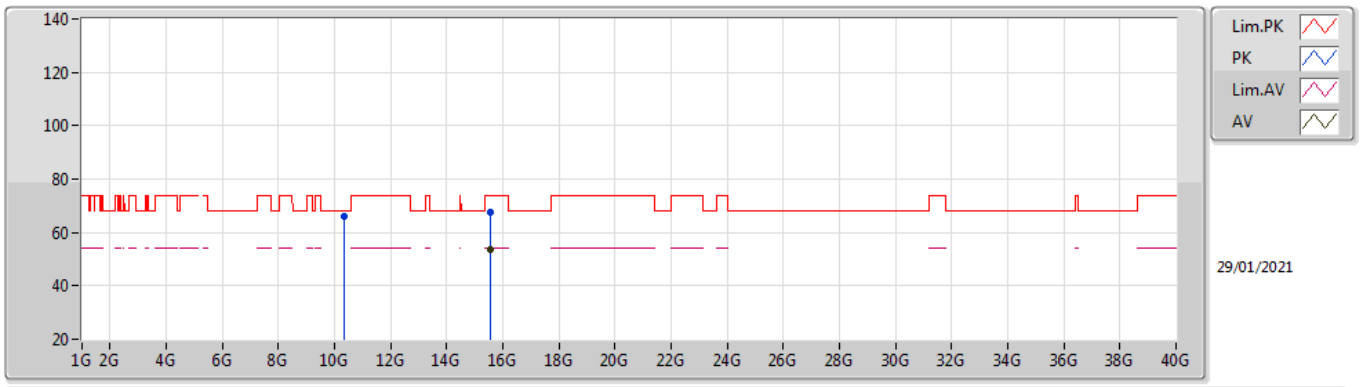

Type	Freq	Level	Limit	Margin	Factor	Dist	Condition	Azimuth	Height	Comment	Raw	AF	CL	PA
	(Hz)	(dBuV/m)	(dBuV/m)	(dB)	(dB)	(m)		(°)	(m)		(dBuV)	(dB)	(dB)	(dB)
AV	15.53812G	53.59	54.00	-0.41	18.59	3	Vertical	341	1.59	-	35.00	38.33	11.29	31.03
PK	10.36108G	66.14	68.20	-2.06	18.05	3	Vertical	327	1.88	-	48.09	39.44	8.96	30.35
PK	15.53316G	67.43	74.00	-6.57	18.63	3	Vertical	341	1.59	-	48.80	38.37	11.29	31.03

802.11a_Nss1,(6Mbps)_2TX

5180MHz_TX

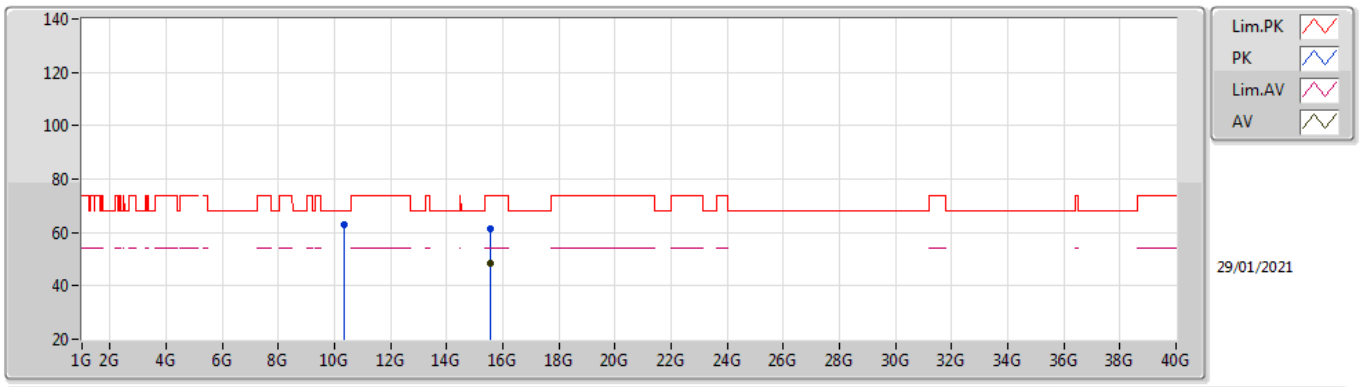

Type	Freq	Level	Limit	Margin	Factor	Dist	Condition	Azimuth	Height	Comment	Raw	AF	CL	PA
	(Hz)	(dBuV/m)	(dBuV/m)	(dB)	(dB)	(m)		(°)	(m)		(dBuV)	(dB)	(dB)	(dB)
AV	15.53744G	48.48	54.00	-5.52	18.60	3	Horizontal	48	1.64	-	29.88	38.34	11.29	31.03
PK	10.36104G	62.85	68.20	-5.35	18.05	3	Horizontal	19	1.76	-	44.80	39.44	8.96	30.35
PK	15.53316G	61.62	74.00	-12.38	18.63	3	Horizontal	48	1.64	-	42.99	38.37	11.29	31.03

802.11a_Nss1,(6Mbps)_2TX

5200MHz_TX

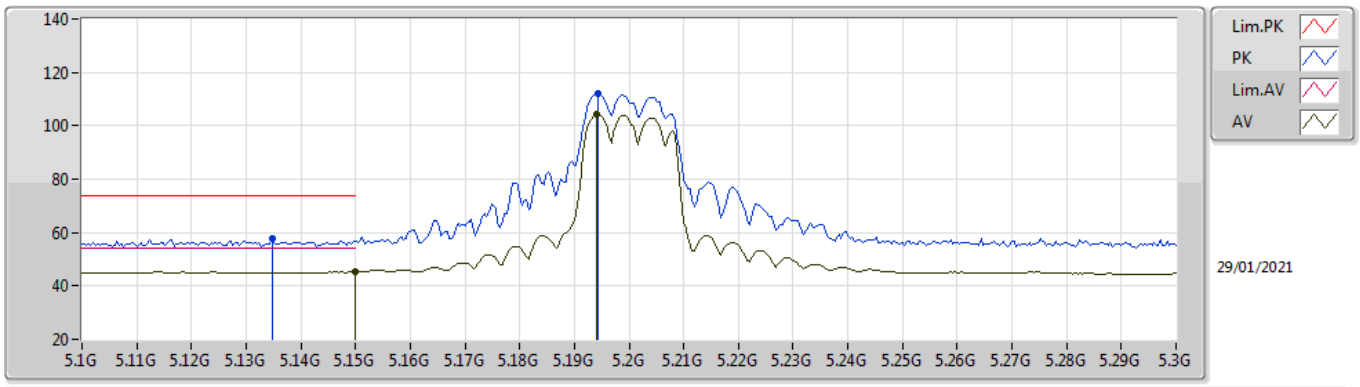

Type	Freq	Level	Limit	Margin	Factor	Dist	Condition	Azimuth	Height	Comment	Raw	AF	CL	PA
	(Hz)	(dBuV/m)	(dBuV/m)	(dB)	(dB)	(m)		(°)	(m)		(dBuV)	(dB)	(dB)	(dB)
AV	5.15G	45.31	54.00	-8.69	9.60	3	Vertical	333	1.49	-	35.71	32.00	6.78	29.18
AV	5.194G	104.10	Inf	-Inf	9.44	3	Vertical	333	1.49	-	94.66	31.82	6.80	29.18
PK	5.1348G	57.67	74.00	-16.33	9.56	3	Vertical	333	1.49	-	48.11	31.97	6.77	29.18
PK	5.1944G	112.16	Inf	-Inf	9.44	3	Vertical	333	1.49	-	102.72	31.82	6.80	29.18

802.11a_Nss1,(6Mbps)_2TX

5200MHz_TX

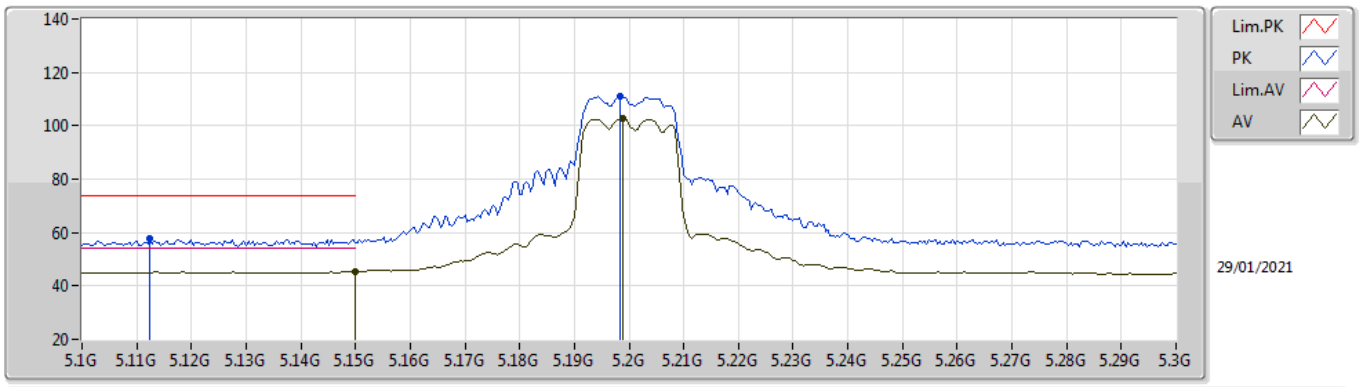

Type	Freq	Level	Limit	Margin	Factor	Dist	Condition	Azimuth	Height	Comment	Raw	AF	CL	PA
	(Hz)	(dBuV/m)	(dBuV/m)	(dB)	(dB)	(m)		(°)	(m)		(dBuV)	(dB)	(dB)	(dB)
AV	5.15G	45.31	54.00	-8.69	9.60	3	Horizontal	101	2.16	-	35.71	32.00	6.78	29.18
AV	5.1988G	102.77	Inf	-Inf	9.42	3	Horizontal	101	2.16	-	93.35	31.80	6.80	29.18
PK	5.1124G	57.90	74.00	-16.10	9.50	3	Horizontal	101	2.16	-	48.40	31.92	6.76	29.18
PK	5.1984G	111.09	Inf	-Inf	9.43	3	Horizontal	101	2.16	-	101.66	31.81	6.80	29.18

802.11a_Nss1,(6Mbps)_2TX

5200MHz_TX

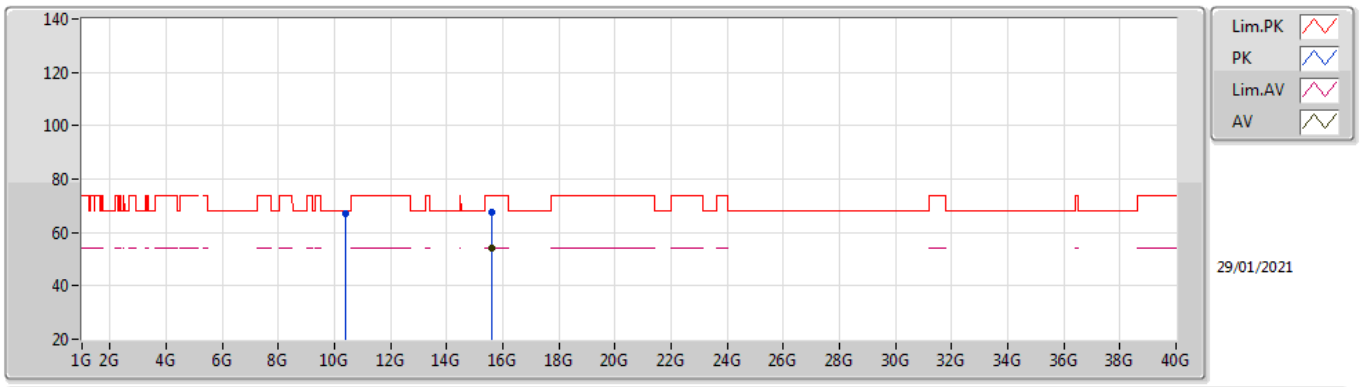

Type	Freq	Level	Limit	Margin	Factor	Dist	Condition	Azimuth	Height	Comment	Raw	AF	CL	PA
	(Hz)	(dBuV/m)	(dBuV/m)	(dB)	(dB)	(m)		(°)	(m)		(dBuV)	(dB)	(dB)	(dB)
AV	15.59808G	53.91	54.00	-0.09	18.19	3	Vertical	340	1.66	-	35.72	37.91	11.32	31.04
PK	10.40096G	67.18	68.20	-1.02	18.22	3	Vertical	326	1.94	-	48.96	39.60	8.98	30.36
PK	15.59316G	67.58	74.00	-6.42	18.23	3	Vertical	340	1.66	-	49.35	37.95	11.32	31.04

802.11a_Nss1,(6Mbps)_2TX

5200MHz_TX

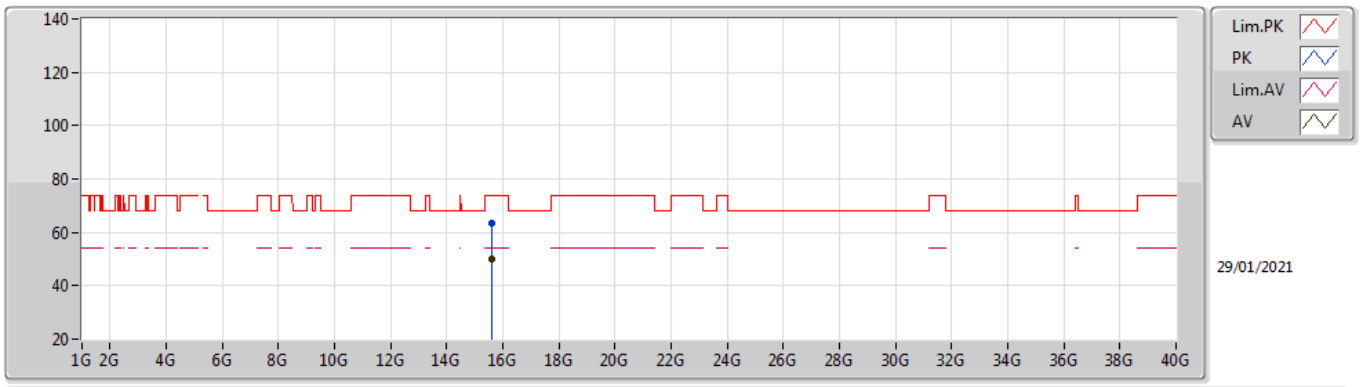

Type	Freq	Level	Limit	Margin	Factor	Dist	Condition	Azimuth	Height	Comment	Raw	AF	CL	PA
	(Hz)	(dBuV/m)	(dBuV/m)	(dB)	(dB)	(m)		(°)	(m)		(dBuV)	(dB)	(dB)	(dB)
PK	15.59324G	63.20	74.00	-10.80	18.23	3	Horizontal	243	1.05	-	44.97	37.95	11.32	31.04
AV	15.59712G	49.93	54.00	-4.07	18.20	3	Horizontal	243	1.05	-	31.73	37.92	11.32	31.04

802.11a_Nss1,(6Mbps)_2TX

5240MHz_TX

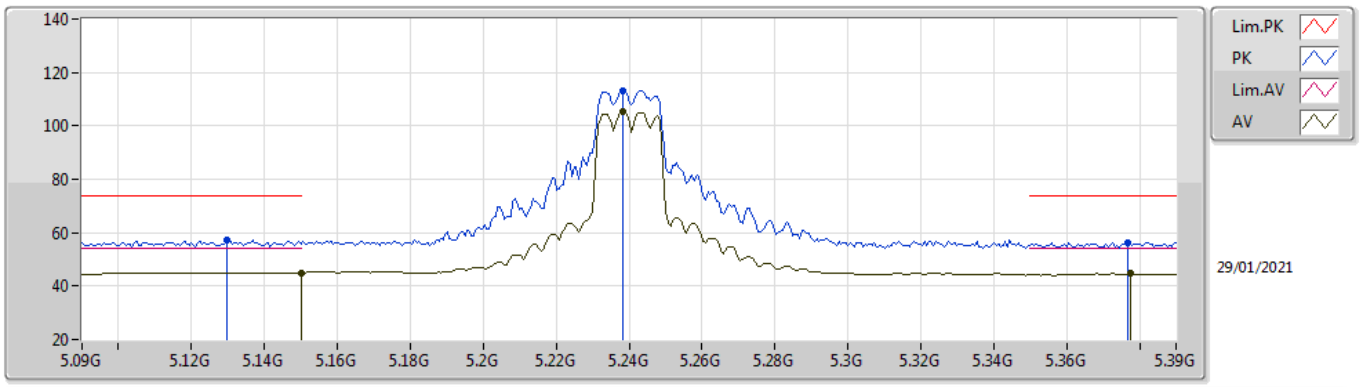

Type	Freq	Level	Limit	Margin	Factor	Dist	Condition	Azimuth	Height	Comment	Raw	AF	CL	PA
	(Hz)	(dBuV/m)	(dBuV/m)	(dB)	(dB)	(m)		(°)	(m)		(dBuV)	(dB)	(dB)	(dB)
AV	5.15G	45.03	54.00	-8.97	9.60	3	Vertical	318	1.84	-	35.43	32.00	6.78	29.18
AV	5.2382G	105.16	Inf	-Inf	9.11	3	Vertical	318	1.84	-	96.05	31.49	6.80	29.18
AV	5.3774G	44.79	54.00	-9.21	8.93	3	Vertical	318	1.84	-	35.86	31.32	6.80	29.19
PK	5.1296G	57.31	74.00	-16.69	9.54	3	Vertical	318	1.84	-	47.77	31.96	6.76	29.18
PK	5.2382G	113.33	Inf	-Inf	9.11	3	Vertical	318	1.84	-	104.22	31.49	6.80	29.18
PK	5.3768G	56.25	74.00	-17.75	8.92	3	Vertical	318	1.84	-	47.33	31.31	6.80	29.19

802.11a_Nss1,(6Mbps)_2TX

5240MHz_TX

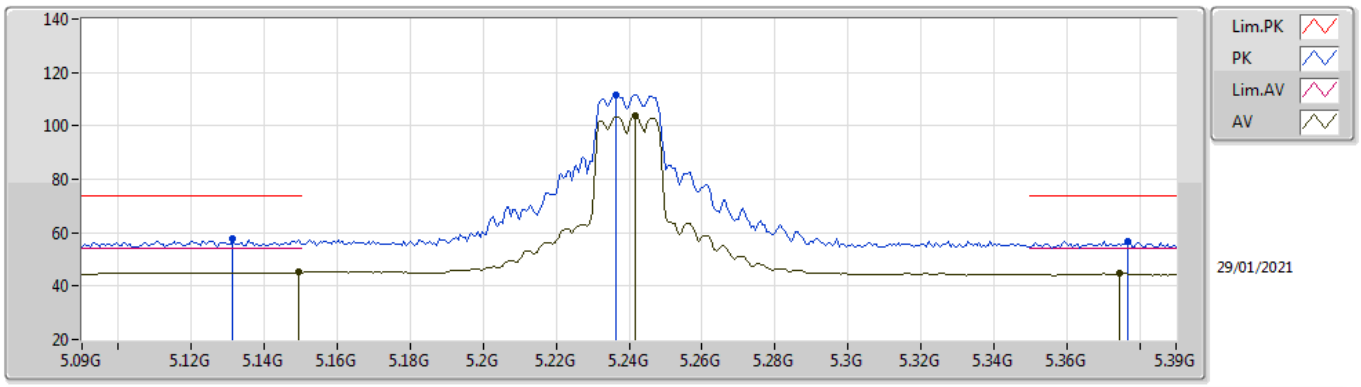

Type	Freq	Level	Limit	Margin	Factor	Dist	Condition	Azimuth	Height	Comment	Raw	AF	CL	PA
	(Hz)	(dBuV/m)	(dBuV/m)	(dB)	(dB)	(m)		(°)	(m)		(dBuV)	(dB)	(dB)	(dB)
AV	5.1494G	45.16	54.00	-8.84	9.59	3	Horizontal	100	2.10	-	35.57	32.00	6.77	29.18
AV	5.2418G	103.57	Inf	-Inf	9.09	3	Horizontal	100	2.10	-	94.48	31.47	6.80	29.18
AV	5.3744G	44.65	54.00	-9.35	8.91	3	Horizontal	100	2.10	-	35.74	31.30	6.80	29.19
PK	5.1314G	57.58	74.00	-16.42	9.55	3	Horizontal	100	2.10	-	48.03	31.96	6.77	29.18
PK	5.2364G	111.65	Inf	-Inf	9.13	3	Horizontal	100	2.10	-	102.52	31.51	6.80	29.18
PK	5.3768G	56.66	74.00	-17.34	8.92	3	Horizontal	100	2.10	-	47.74	31.31	6.80	29.19

802.11a_Nss1,(6Mbps)_2TX

5240MHz_TX

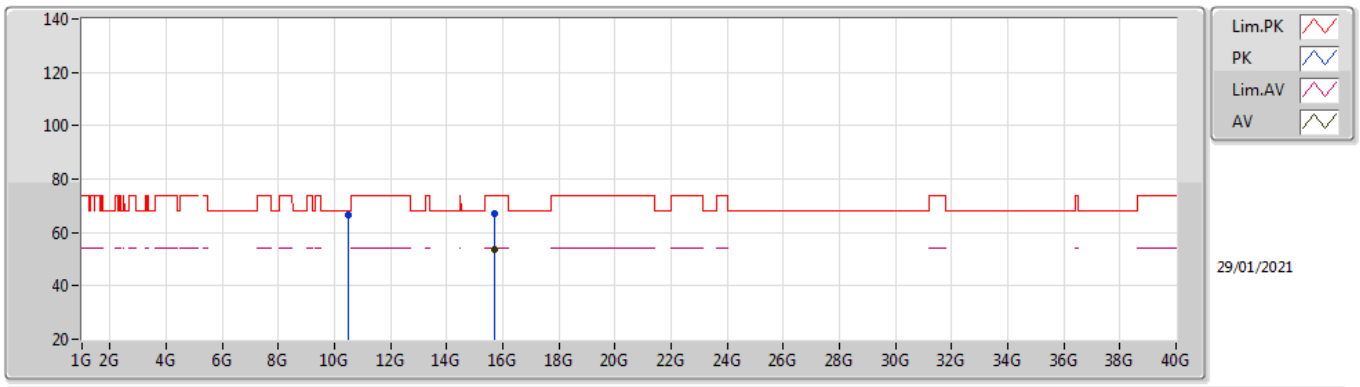

Type	Freq	Level	Limit	Margin	Factor	Dist	Condition	Azimuth	Height	Comment	Raw	AF	CL	PA
	(Hz)	(dBuV/m)	(dBuV/m)	(dB)	(dB)	(m)		(°)	(m)		(dBuV)	(dB)	(dB)	(dB)
AV	15.71796G	53.50	54.00	-0.50	17.98	3	Vertical	337	1.70	-	35.52	37.66	11.37	31.05
PK	10.4762G	66.44	68.20	-1.76	18.31	3	Vertical	326	1.87	-	48.13	39.68	9.01	30.38
PK	15.71312G	67.22	74.00	-6.78	17.99	3	Vertical	337	1.70	-	49.23	37.67	11.37	31.05

802.11a_Nss1,(6Mbps)_2TX

5240MHz_TX

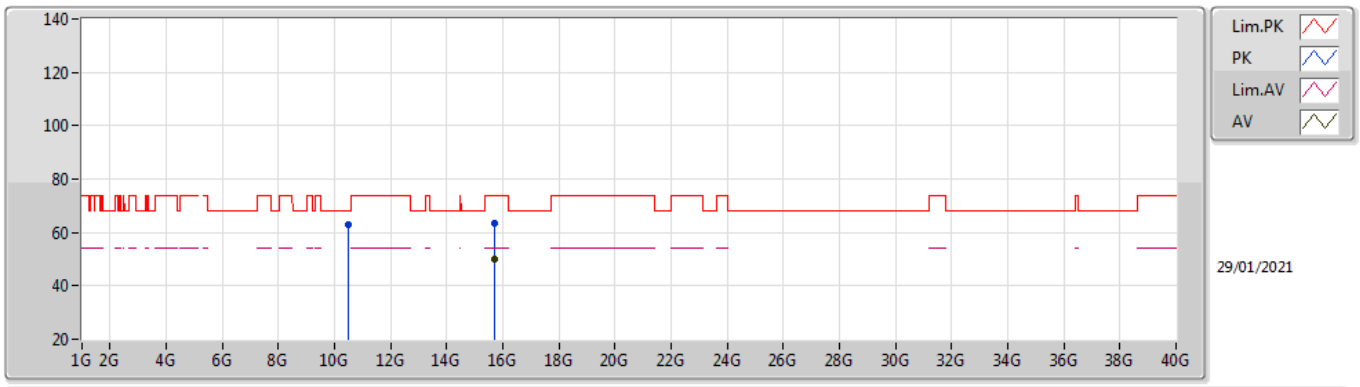

Type	Freq	Level	Limit	Margin	Factor	Dist	Condition	Azimuth	Height	Comment	Raw	AF	CL	PA
	(Hz)	(dBuV/m)	(dBuV/m)	(dB)	(dB)	(m)		(°)	(m)		(dBuV)	(dB)	(dB)	(dB)
AV	15.71872G	50.19	54.00	-3.81	17.98	3	Horizontal	243	1.76	-	32.21	37.66	11.37	31.05
PK	10.48176G	63.06	68.20	-5.14	18.32	3	Horizontal	32	1.19	-	44.74	39.68	9.02	30.38
PK	15.71896G	63.27	74.00	-10.73	17.98	3	Horizontal	243	1.76	-	45.29	37.66	11.37	31.05

802.11a_Nss1,(6Mbps)_2TX

5745MHz_TX

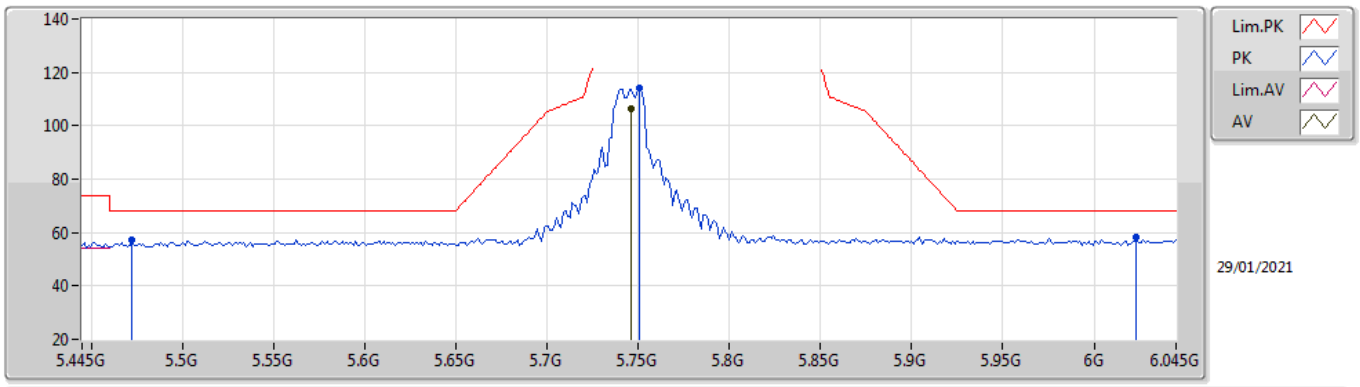

Type	Freq	Level	Limit	Margin	Factor	Dist	Condition	Azimuth	Height	Comment	Raw	AF	CL	PA
	(Hz)	(dBuV/m)	(dBuV/m)	(dB)	(dB)	(m)		(°)	(m)		(dBuV)	(dB)	(dB)	(dB)
AV	5.7462G	106.30	Inf	-Inf	9.68	3	Vertical	274	1.84	-	96.62	31.99	6.97	29.28
PK	5.4726G	57.25	68.20	-10.95	9.33	3	Vertical	274	1.84	-	47.92	31.69	6.84	29.20
PK	5.751G	114.14	Inf	-Inf	9.69	3	Vertical	274	1.84	-	104.45	32.00	6.98	29.29
PK	6.0234G	58.22	68.20	-9.98	10.17	3	Vertical	274	1.84	-	48.05	32.44	7.11	29.38

802.11a_Nss1,(6Mbps)_2TX

5745MHz_TX

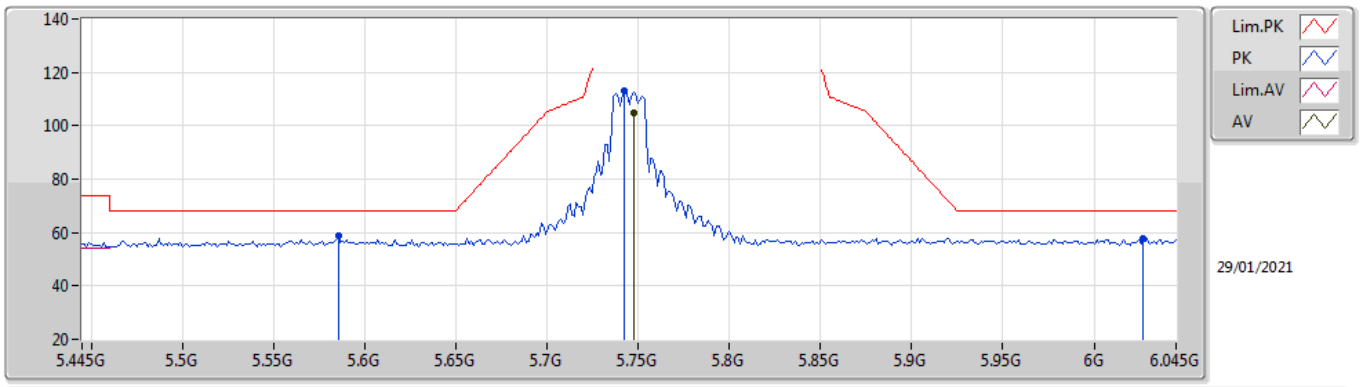

Type	Freq	Level	Limit	Margin	Factor	Dist	Condition	Azimuth	Height	Comment	Raw	AF	CL	PA
	(Hz)	(dBuV/m)	(dBuV/m)	(dB)	(dB)	(m)		(°)	(m)		(dBuV)	(dB)	(dB)	(dB)
AV	5.7474G	104.74	Inf	-Inf	9.68	3	Horizontal	103	2.08	-	95.06	31.99	6.97	29.28
PK	5.5854G	58.59	68.20	-9.61	9.53	3	Horizontal	103	2.08	-	49.06	31.87	6.89	29.23
PK	5.7426G	112.91	Inf	-Inf	9.68	3	Horizontal	103	2.08	-	103.23	31.99	6.97	29.28
PK	6.027G	57.78	68.20	-10.42	10.19	3	Horizontal	103	2.08	-	47.59	32.46	7.11	29.38

802.11a_Nss1,(6Mbps)_2TX

5745MHz_TX

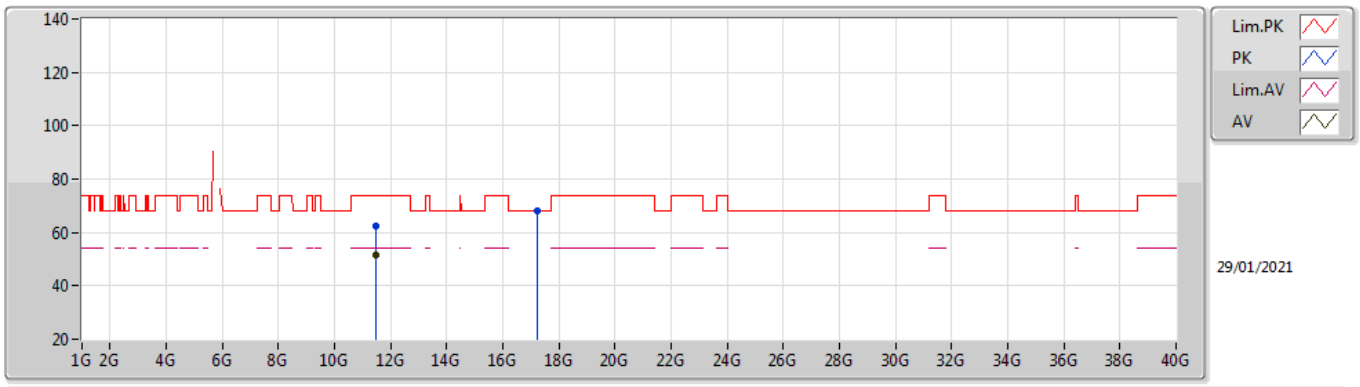

Type	Freq	Level	Limit	Margin	Factor	Dist	Condition	Azimuth	Height	Comment	Raw	AF	CL	PA
	(Hz)	(dBuV/m)	(dBuV/m)	(dB)	(dB)	(m)		(°)	(m)		(dBuV)	(dB)	(dB)	(dB)
AV	11.48988G	51.64	54.00	-2.36	19.08	3	Vertical	0	1.84	-	32.56	39.99	9.47	30.38
PK	11.48984G	62.66	74.00	-11.34	19.08	3	Vertical	0	1.84	-	43.58	39.99	9.47	30.38
PK	17.23616G	68.07	68.20	-0.13	21.88	3	Vertical	350	1.63	-	46.19	40.44	12.18	30.74

802.11a_Nss1,(6Mbps)_2TX

5745MHz_TX

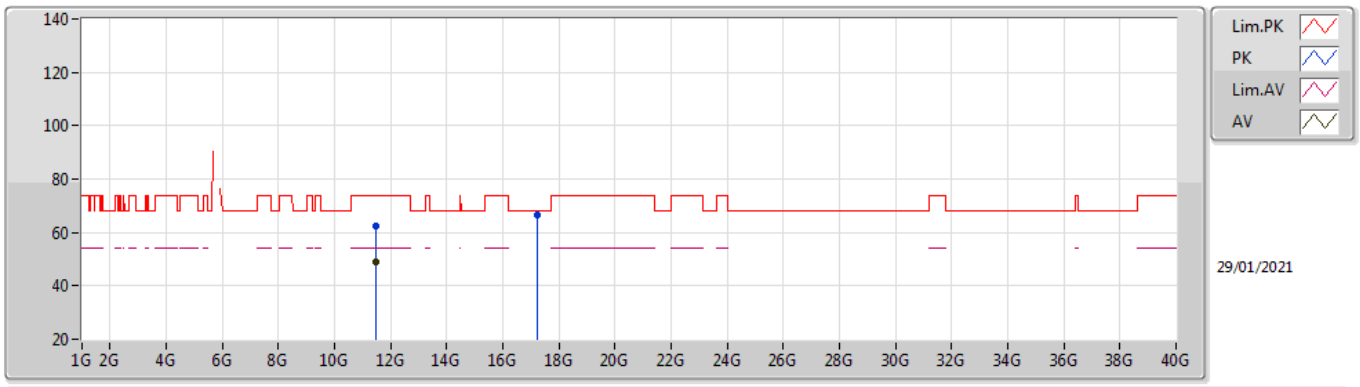

Type	Freq	Level	Limit	Margin	Factor	Dist	Condition	Azimuth	Height	Comment	Raw	AF	CL	PA
	(Hz)	(dBuV/m)	(dBuV/m)	(dB)	(dB)	(m)		(°)	(m)		(dBuV)	(dB)	(dB)	(dB)
AV	11.49164G	48.95	54.00	-5.05	19.08	3	Horizontal	121	1.86	-	29.87	39.99	9.47	30.38
PK	11.48624G	62.58	74.00	-11.42	19.08	3	Horizontal	121	1.86	-	43.50	39.99	9.47	30.38
PK	17.23548G	66.50	68.20	-1.70	21.88	3	Horizontal	163	1.78	-	44.62	40.44	12.18	30.74

802.11a_Nss1,(6Mbps)_2TX

5785MHz_TX

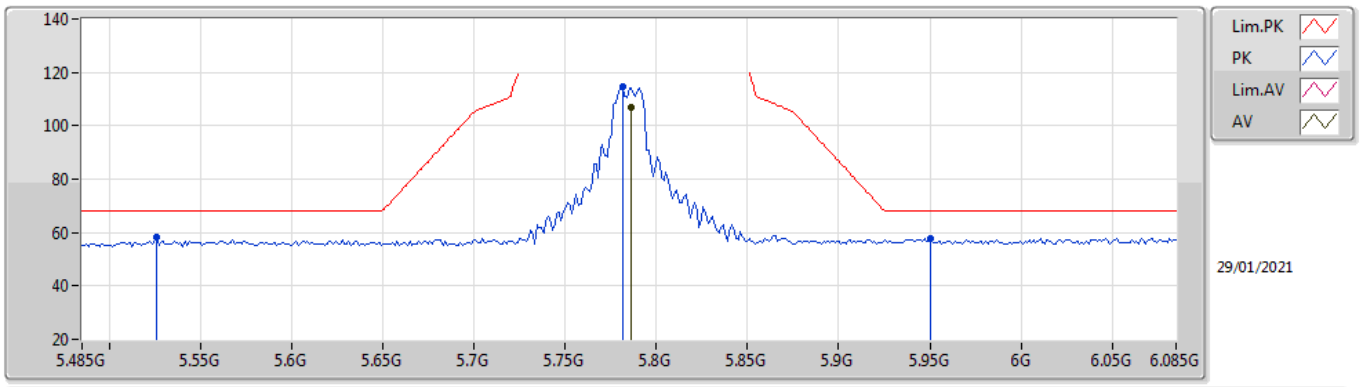

Type	Freq	Level	Limit	Margin	Factor	Dist	Condition	Azimuth	Height	Comment	Raw	AF	CL	PA
	(Hz)	(dBuV/m)	(dBuV/m)	(dB)	(dB)	(m)		(°)	(m)		(dBuV)	(dB)	(dB)	(dB)
AV	5.7862G	106.74	Inf	-Inf	9.69	3	Vertical	274	1.83	-	97.05	32.00	6.99	29.30
PK	5.5258G	58.05	68.20	-10.15	9.45	3	Vertical	274	1.83	-	48.60	31.80	6.86	29.21
PK	5.7814G	114.55	Inf	-Inf	9.69	3	Vertical	274	1.83	-	104.86	32.00	6.99	29.30
PK	5.9506G	57.82	68.20	-10.38	10.13	3	Vertical	274	1.83	-	47.69	32.40	7.08	29.35

802.11a_Nss1,(6Mbps)_2TX

5785MHz_TX

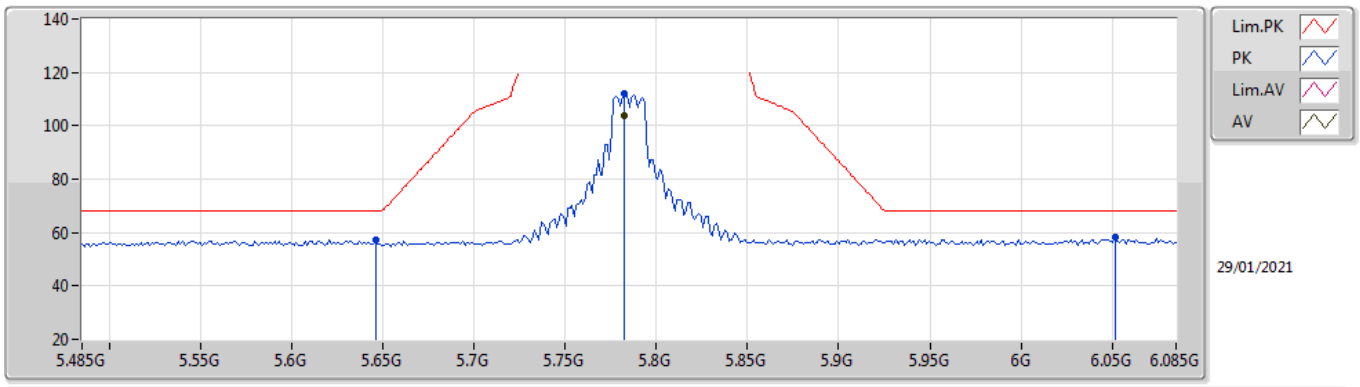

Type	Freq	Level	Limit	Margin	Factor	Dist	Condition	Azimuth	Height	Comment	Raw	AF	CL	PA
	(Hz)	(dBuV/m)	(dBuV/m)	(dB)	(dB)	(m)		(°)	(m)		(dBuV)	(dB)	(dB)	(dB)
AV	5.7826G	103.75	Inf	-Inf	9.69	3	Horizontal	103	1.97	-	94.06	32.00	6.99	29.30
PK	5.6458G	57.22	68.20	-10.98	9.39	3	Horizontal	103	1.97	-	47.83	31.72	6.92	29.25
PK	5.7826G	112.17	Inf	-Inf	9.69	3	Horizontal	103	1.97	-	102.48	32.00	6.99	29.30
PK	6.0514G	58.43	68.20	-9.77	10.33	3	Horizontal	103	1.97	-	48.10	32.60	7.13	29.40

802.11a_Nss1,(6Mbps)_2TX

5785MHz_TX

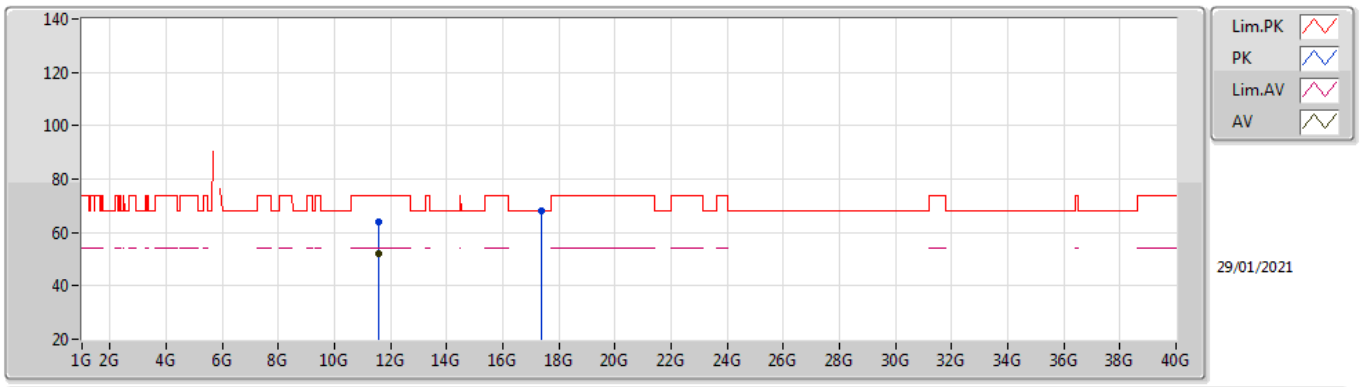

Type	Freq	Level	Limit	Margin	Factor	Dist	Condition	Azimuth	Height	Comment	Raw	AF	CL	PA
	(Hz)	(dBuV/m)	(dBuV/m)	(dB)	(dB)	(m)		(°)	(m)		(dBuV)	(dB)	(dB)	(dB)
AV	11.56992G	51.92	54.00	-2.08	19.08	3	Vertical	352	1.86	-	32.84	39.93	9.51	30.36
PK	11.56624G	63.97	74.00	-10.03	19.07	3	Vertical	352	1.86	-	44.90	39.93	9.50	30.36
PK	17.36128G	67.98	68.20	-0.22	22.48	3	Vertical	350	2.08	-	45.50	40.93	12.25	30.70

802.11a_Nss1,(6Mbps)_2TX

5785MHz_TX

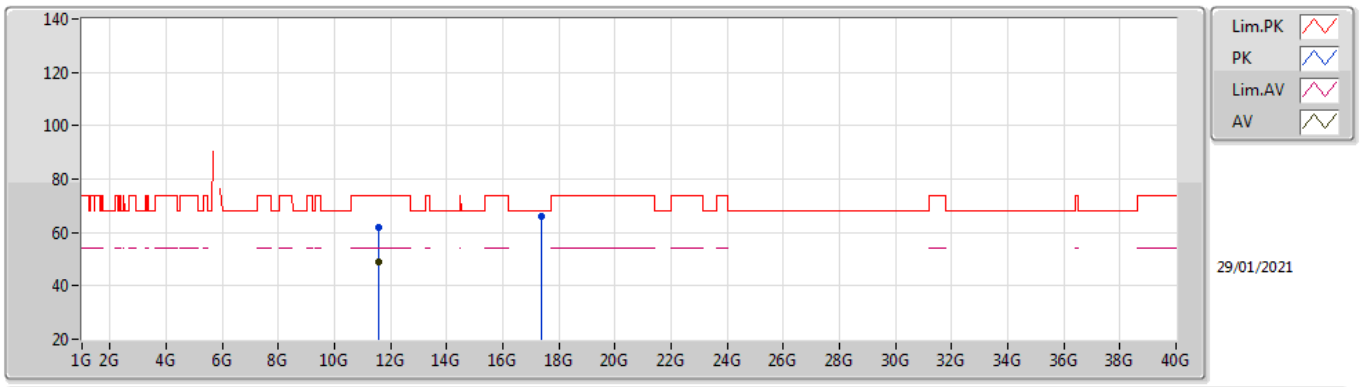

Type	Freq	Level	Limit	Margin	Factor	Dist	Condition	Azimuth	Height	Comment	Raw	AF	CL	PA
	(Hz)	(dBuV/m)	(dBuV/m)	(dB)	(dB)	(m)		(°)	(m)		(dBuV)	(dB)	(dB)	(dB)
AV	11.57156G	48.75	54.00	-5.25	19.08	3	Horizontal	123	1.81	-	29.67	39.93	9.51	30.36
PK	11.56612G	62.15	74.00	-11.85	19.07	3	Horizontal	123	1.81	-	43.08	39.93	9.50	30.36
PK	17.35536G	66.28	68.20	-1.92	22.44	3	Horizontal	163	1.73	-	43.84	40.89	12.25	30.70

802.11a_Nss1,(6Mbps)_2TX

5825MHz_TX

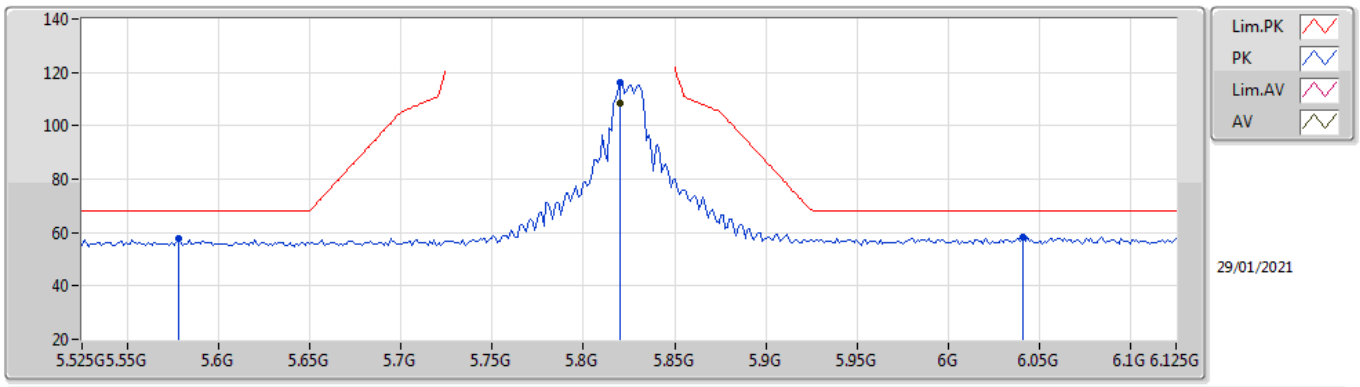

Type	Freq	Level	Limit	Margin	Factor	Dist	Condition	Azimuth	Height	Comment	Raw	AF	CL	PA
	(Hz)	(dBuV/m)	(dBuV/m)	(dB)	(dB)	(m)		(°)	(m)		(dBuV)	(dB)	(dB)	(dB)
AV	5.8202G	108.28	Inf	-Inf	9.74	3	Vertical	272	1.99	-	98.54	32.04	7.01	29.31
PK	5.5778G	57.61	68.20	-10.59	9.52	3	Vertical	272	1.99	-	48.09	31.86	6.89	29.23
PK	5.8202G	115.96	Inf	-Inf	9.74	3	Vertical	272	1.99	-	106.22	32.04	7.01	29.31
PK	6.041G	58.35	68.20	-9.85	10.28	3	Vertical	272	1.99	-	48.07	32.55	7.12	29.39

802.11a_Nss1,(6Mbps)_2TX

5825MHz_TX

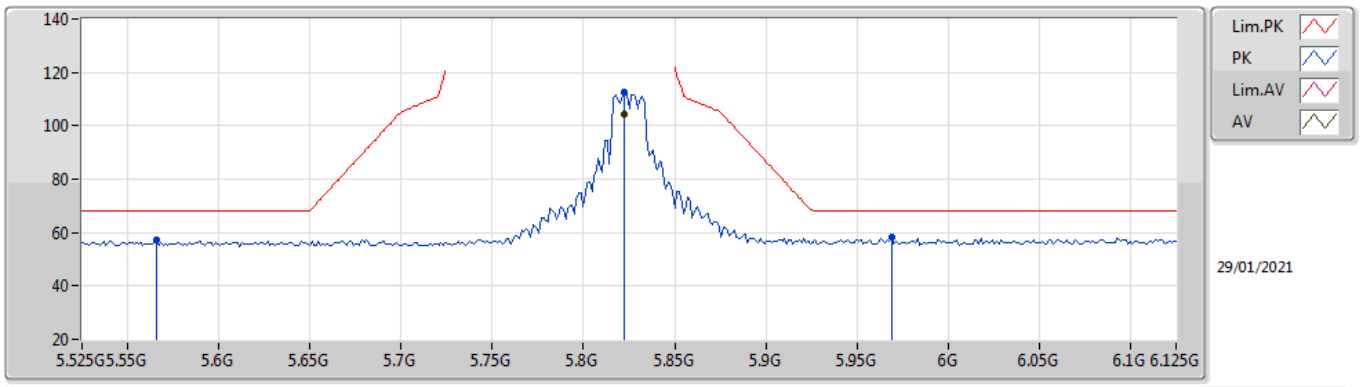

Type	Freq	Level	Limit	Margin	Factor	Dist	Condition	Azimuth	Height	Comment	Raw	AF	CL	PA
	(Hz)	(dBuV/m)	(dBuV/m)	(dB)	(dB)	(m)		(°)	(m)		(dBuV)	(dB)	(dB)	(dB)
AV	5.8226G	104.10	Inf	-Inf	9.75	3	Horizontal	103	2.12	-	94.35	32.05	7.01	29.31
PK	5.5658G	57.19	68.20	-11.01	9.49	3	Horizontal	103	2.12	-	47.70	31.83	6.88	29.22
PK	5.8226G	112.40	Inf	-Inf	9.75	3	Horizontal	103	2.12	-	102.65	32.05	7.01	29.31
PK	5.969G	58.25	68.20	-9.95	10.08	3	Horizontal	103	2.12	-	48.17	32.36	7.08	29.36

802.11a_Nss1,(6Mbps)_2TX

5825MHz_TX

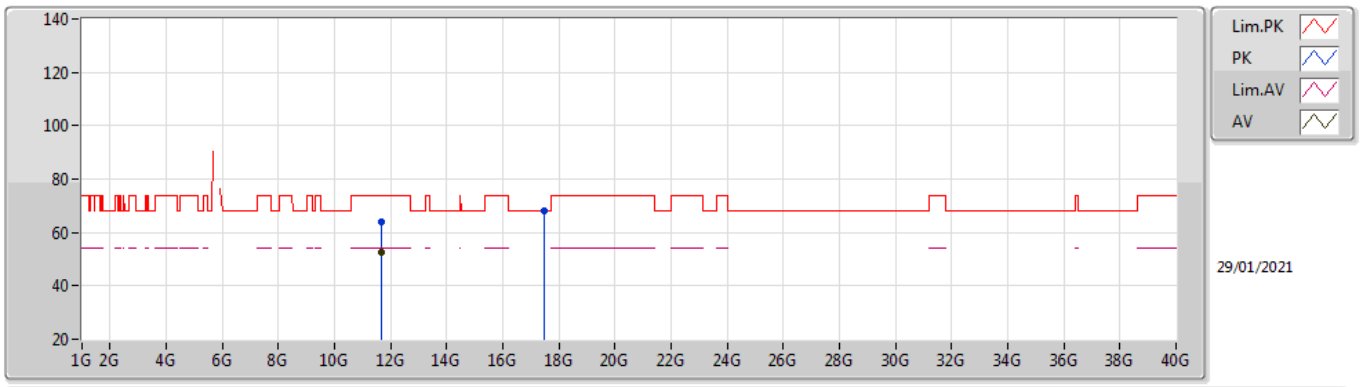

Type	Freq	Level	Limit	Margin	Factor	Dist	Condition	Azimuth	Height	Comment	Raw	AF	CL	PA
	(Hz)	(dBuV/m)	(dBuV/m)	(dB)	(dB)	(m)		(°)	(m)		(dBuV)	(dB)	(dB)	(dB)
AV	11.64984G	52.84	54.00	-1.16	18.81	3	Vertical	229	1.06	-	34.03	39.60	9.54	30.33
PK	11.64996G	63.97	74.00	-10.03	18.81	3	Vertical	229	1.06	-	45.16	39.60	9.54	30.33
PK	17.48112G	67.91	68.20	-0.29	22.92	3	Vertical	349	1.60	-	44.99	41.28	12.31	30.67

802.11a_Nss1,(6Mbps)_2TX

5825MHz_TX

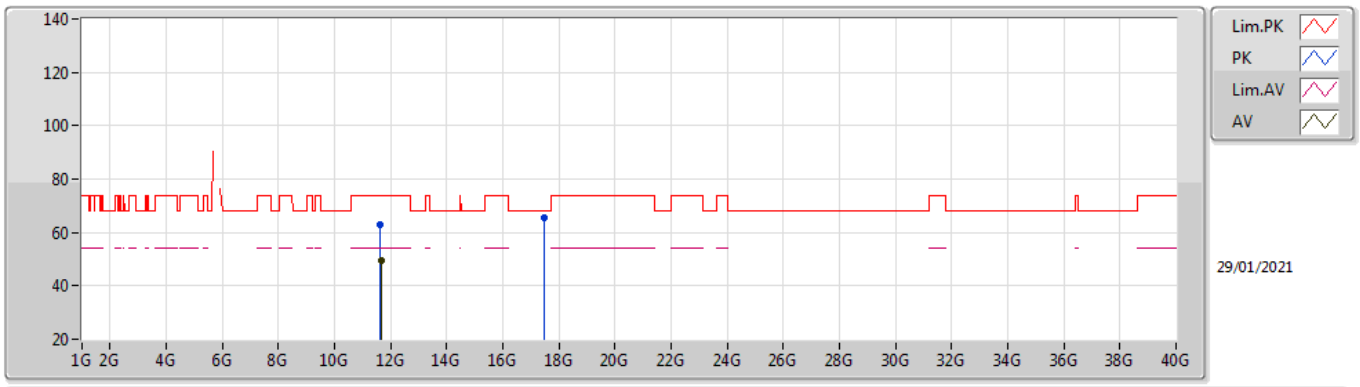

Type	Freq	Level	Limit	Margin	Factor	Dist	Condition	Azimuth	Height	Comment	Raw	AF	CL	PA
	(Hz)	(dBuV/m)	(dBuV/m)	(dB)	(dB)	(m)		(°)	(m)		(dBuV)	(dB)	(dB)	(dB)
AV	11.65016G	49.61	54.00	-4.39	18.81	3	Horizontal	117	1.78	-	30.80	39.60	9.54	30.33
PK	11.6462G	62.90	74.00	-11.10	18.83	3	Horizontal	117	1.78	-	44.07	39.62	9.54	30.33
PK	17.48472G	65.34	68.20	-2.86	22.94	3	Horizontal	164	1.78	-	42.40	41.28	12.32	30.66

802.11ac VHT20_Nss1,(MCS0)_2TX

5180MHz_TX

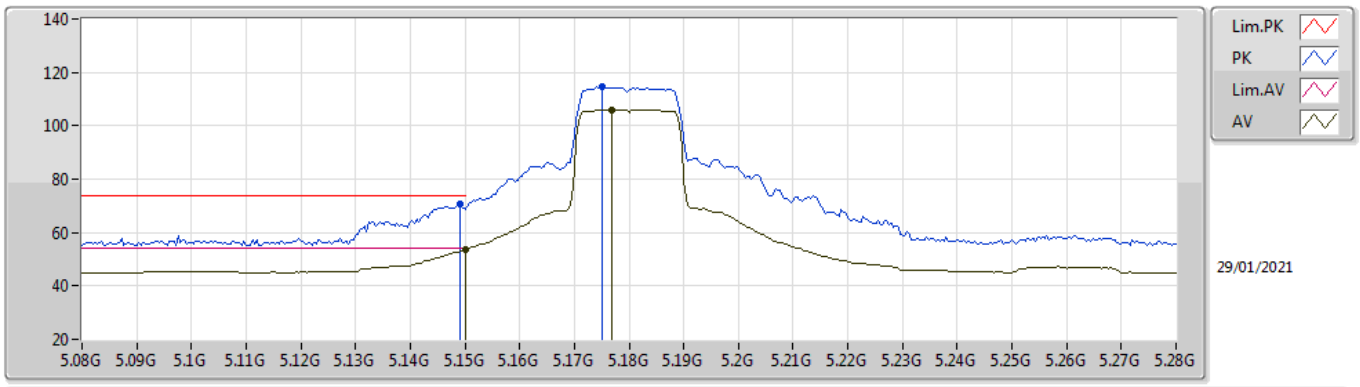

Type	Freq	Level	Limit	Margin	Factor	Dist	Condition	Azimuth	Height	Comment	Raw	AF	CL	PA
	(Hz)	(dBuV/m)	(dBuV/m)	(dB)	(dB)	(m)		(°)	(m)		(dBuV)	(dB)	(dB)	(dB)
AV	5.15G	53.67	54.00	-0.33	9.60	3	Vertical	313	2.07	-	44.07	32.00	6.78	29.18
AV	5.1768G	106.08	Inf	-Inf	9.50	3	Vertical	313	2.07	-	96.58	31.89	6.79	29.18
PK	5.1492G	70.44	74.00	-3.56	9.59	3	Vertical	313	2.07	-	60.85	32.00	6.77	29.18
PK	5.1752G	114.61	Inf	-Inf	9.51	3	Vertical	313	2.07	-	105.10	31.90	6.79	29.18

802.11ac VHT20_Nss1,(MCS0)_2TX

5180MHz_TX

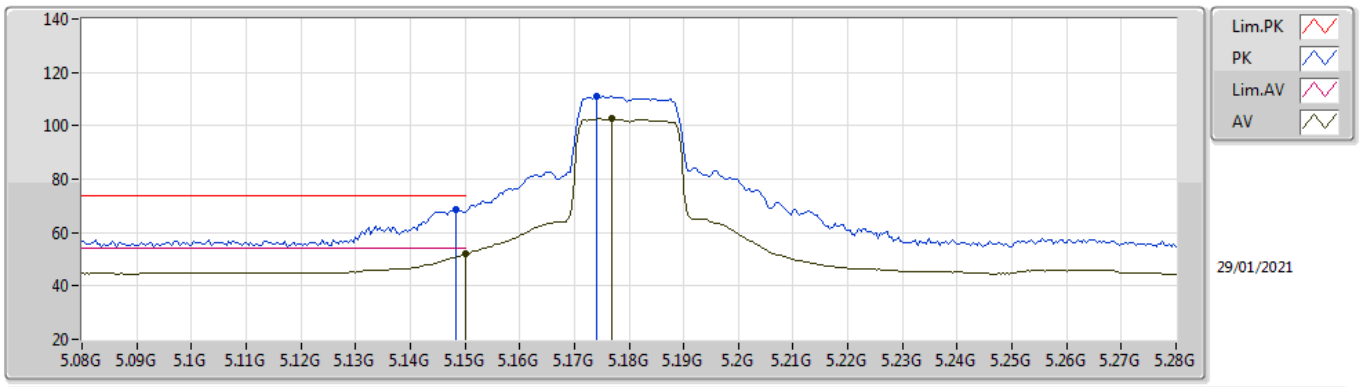

Type	Freq	Level	Limit	Margin	Factor	Dist	Condition	Azimuth	Height	Comment	Raw	AF	CL	PA
	(Hz)	(dBuV/m)	(dBuV/m)	(dB)	(dB)	(m)		(°)	(m)		(dBuV)	(dB)	(dB)	(dB)
AV	5.15G	51.93	54.00	-2.07	9.60	3	Horizontal	89	2.06	-	42.33	32.00	6.78	29.18
AV	5.1768G	102.57	Inf	-Inf	9.50	3	Horizontal	89	2.06	-	93.07	31.89	6.79	29.18
PK	5.1484G	68.48	74.00	-5.52	9.59	3	Horizontal	89	2.06	-	58.89	32.00	6.77	29.18
PK	5.174G	111.20	Inf	-Inf	9.51	3	Horizontal	89	2.06	-	101.69	31.90	6.79	29.18

802.11ac VHT20_Nss1,(MCS0)_2TX

5180MHz_TX

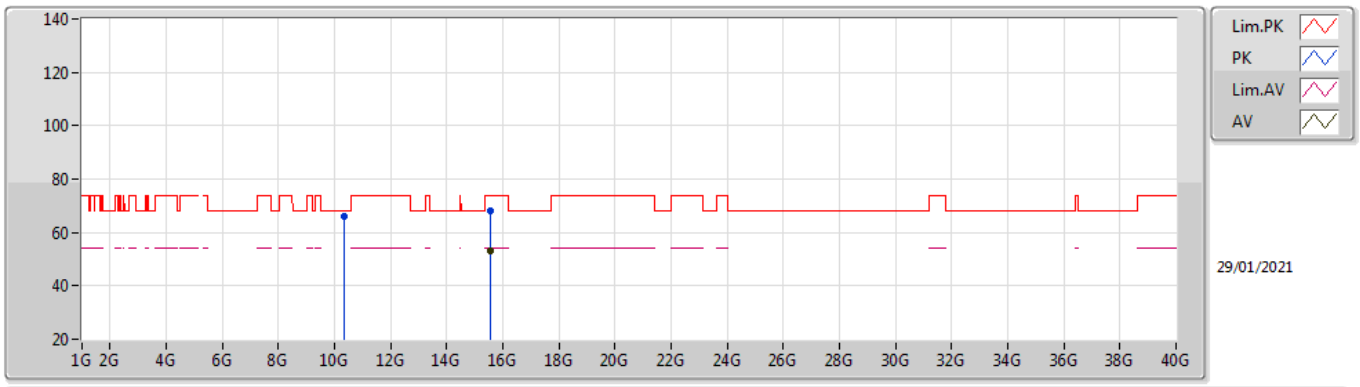

Type	Freq	Level	Limit	Margin	Factor	Dist	Condition	Azimuth	Height	Comment	Raw	AF	CL	PA
	(Hz)	(dBuV/m)	(dBuV/m)	(dB)	(dB)	(m)		(°)	(m)		(dBuV)	(dB)	(dB)	(dB)
AV	15.53816G	53.23	54.00	-0.77	18.59	3	Vertical	323	1.67	-	34.64	38.33	11.29	31.03
PK	10.35908G	66.16	68.20	-2.04	18.05	3	Vertical	30	2.64	-	48.11	39.44	8.96	30.35
PK	15.54116G	68.08	74.00	-5.92	18.57	3	Vertical	323	1.67	-	49.51	38.31	11.29	31.03

802.11ac VHT20_Nss1,(MCS0)_2TX

5180MHz_TX

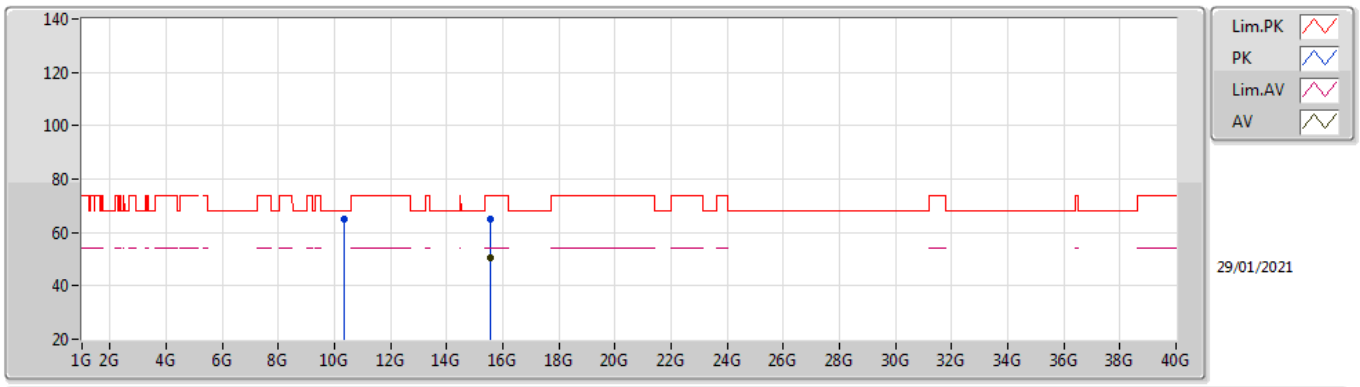

Type	Freq	Level	Limit	Margin	Factor	Dist	Condition	Azimuth	Height	Comment	Raw	AF	CL	PA
	(Hz)	(dBuV/m)	(dBuV/m)	(dB)	(dB)	(m)		(°)	(m)		(dBuV)	(dB)	(dB)	(dB)
AV	15.53812G	50.39	54.00	-3.61	18.59	3	Horizontal	47	1.69	-	31.80	38.33	11.29	31.03
PK	10.35928G	64.93	68.20	-3.27	18.05	3	Horizontal	18	2.52	-	46.88	39.44	8.96	30.35
PK	15.54652G	64.98	74.00	-9.02	18.54	3	Horizontal	47	1.69	-	46.44	38.27	11.30	31.03

802.11ac VHT20_Nss1,(MCS0)_2TX

5200MHz_TX

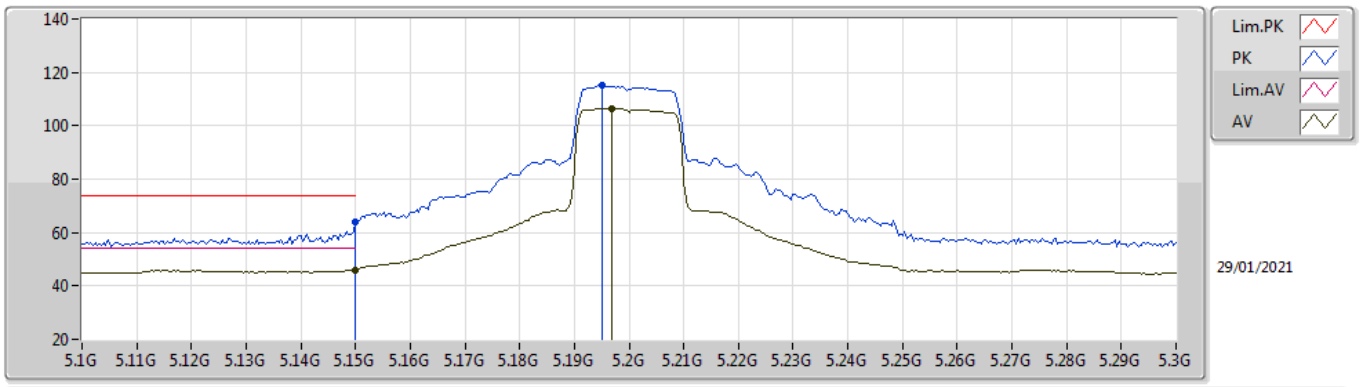

Type	Freq	Level	Limit	Margin	Factor	Dist	Condition	Azimuth	Height	Comment	Raw	AF	CL	PA
	(Hz)	(dBuV/m)	(dBuV/m)	(dB)	(dB)	(m)		(°)	(m)		(dBuV)	(dB)	(dB)	(dB)
AV	5.15G	45.97	54.00	-8.03	9.60	3	Vertical	315	2.20	-	36.37	32.00	6.78	29.18
AV	5.1968G	106.54	Inf	-Inf	9.43	3	Vertical	315	2.20	-	97.11	31.81	6.80	29.18
PK	5.15G	63.75	74.00	-10.25	9.60	3	Vertical	315	2.20	-	54.15	32.00	6.78	29.18
PK	5.1952G	115.13	Inf	-Inf	9.44	3	Vertical	315	2.20	-	105.69	31.82	6.80	29.18

802.11ac VHT20_Nss1,(MCS0)_2TX

5200MHz_TX

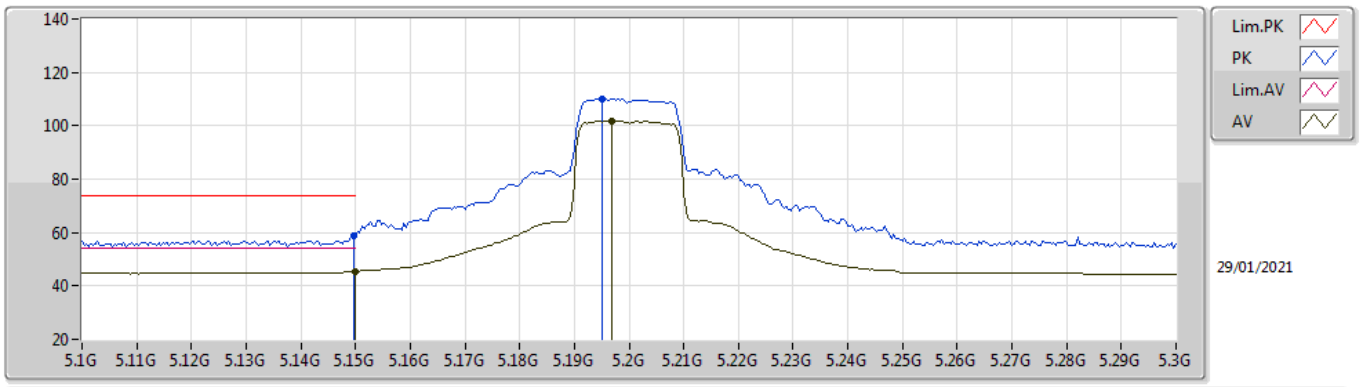

Type	Freq	Level	Limit	Margin	Factor	Dist	Condition	Azimuth	Height	Comment	Raw	AF	CL	PA
	(Hz)	(dBuV/m)	(dBuV/m)	(dB)	(dB)	(m)		(°)	(m)		(dBuV)	(dB)	(dB)	(dB)
AV	5.15G	45.31	54.00	-8.69	9.60	3	Horizontal	208	2.04	-	35.71	32.00	6.78	29.18
AV	5.1968G	101.81	Inf	-Inf	9.43	3	Horizontal	208	2.04	-	92.38	31.81	6.80	29.18
PK	5.1496G	58.84	74.00	-15.16	9.59	3	Horizontal	208	2.04	-	49.25	32.00	6.77	29.18
PK	5.1952G	110.22	Inf	-Inf	9.44	3	Horizontal	208	2.04	-	100.78	31.82	6.80	29.18

802.11ac VHT20_Nss1,(MCS0)_2TX

5200MHz_TX

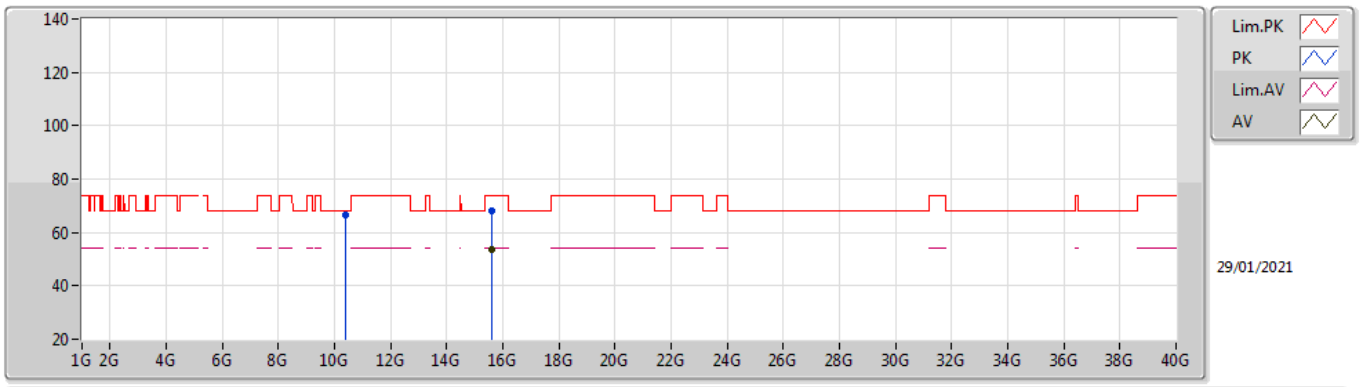

Type	Freq	Level	Limit	Margin	Factor	Dist	Condition	Azimuth	Height	Comment	Raw	AF	CL	PA
	(Hz)	(dBuV/m)	(dBuV/m)	(dB)	(dB)	(m)		(°)	(m)		(dBuV)	(dB)	(dB)	(dB)
AV	15.59556G	53.44	54.00	-0.56	18.21	3	Vertical	323	1.74	-	35.23	37.93	11.32	31.04
PK	10.39908G	66.76	68.20	-1.44	18.22	3	Vertical	327	1.93	-	48.54	39.60	8.98	30.36
PK	15.60112G	67.98	74.00	-6.02	18.18	3	Vertical	323	1.74	-	49.80	37.90	11.32	31.04

802.11ac VHT20_Nss1,(MCS0)_2TX

5200MHz_TX

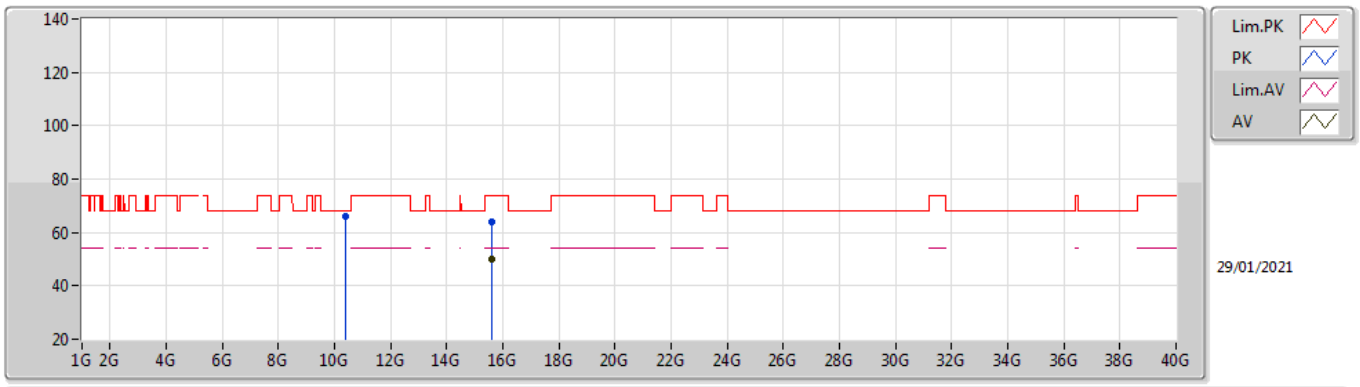

Type	Freq	Level	Limit	Margin	Factor	Dist	Condition	Azimuth	Height	Comment	Raw	AF	CL	PA
	(Hz)	(dBuV/m)	(dBuV/m)	(dB)	(dB)	(m)		(°)	(m)		(dBuV)	(dB)	(dB)	(dB)
AV	15.59572G	49.86	54.00	-4.14	18.21	3	Horizontal	242	1.09	-	31.65	37.93	11.32	31.04
PK	10.39884G	66.23	68.20	-1.97	18.22	3	Horizontal	131	1.82	-	48.01	39.60	8.98	30.36
PK	15.60312G	64.18	74.00	-9.82	18.17	3	Horizontal	242	1.09	-	46.01	37.89	11.32	31.04

802.11ac VHT20_Nss1,(MCS0)_2TX

5240MHz_TX

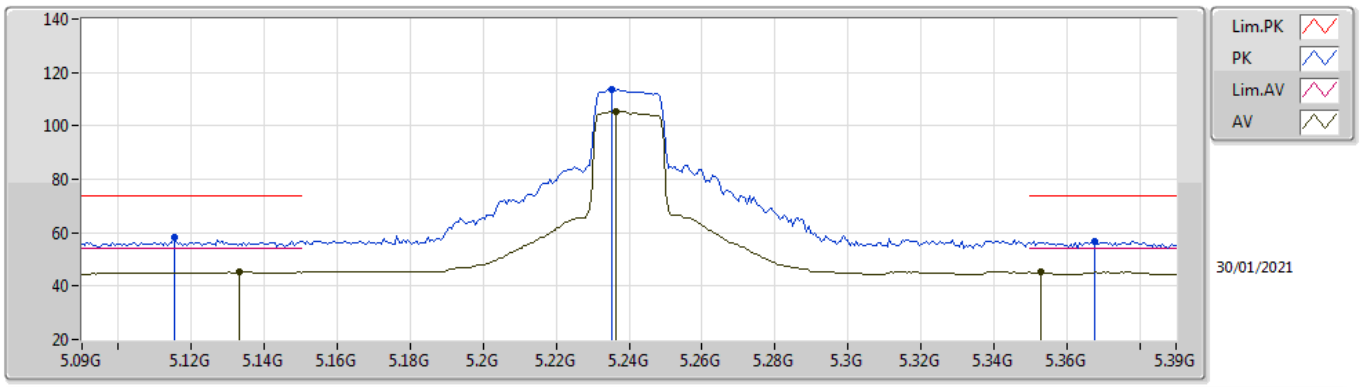

Type	Freq	Level	Limit	Margin	Factor	Dist	Condition	Azimuth	Height	Comment	Raw	AF	CL	PA
	(Hz)	(dBuV/m)	(dBuV/m)	(dB)	(dB)	(m)		(°)	(m)		(dBuV)	(dB)	(dB)	(dB)
AV	5.1332G	45.21	54.00	-8.79	9.56	3	Vertical	329	1.83	-	35.65	31.97	6.77	29.18
AV	5.2364G	105.31	Inf	-Inf	9.13	3	Vertical	329	1.83	-	96.18	31.51	6.80	29.18
AV	5.3528G	45.18	54.00	-8.82	8.73	3	Vertical	329	1.83	-	36.45	31.12	6.80	29.19
PK	5.1152G	58.17	74.00	-15.83	9.51	3	Vertical	329	1.83	-	48.66	31.93	6.76	29.18
PK	5.2352G	113.71	Inf	-Inf	9.14	3	Vertical	329	1.83	-	104.57	31.52	6.80	29.18
PK	5.3678G	56.80	74.00	-17.20	8.85	3	Vertical	329	1.83	-	47.95	31.24	6.80	29.19

802.11ac VHT20_Nss1,(MCS0)_2TX

5240MHz_TX

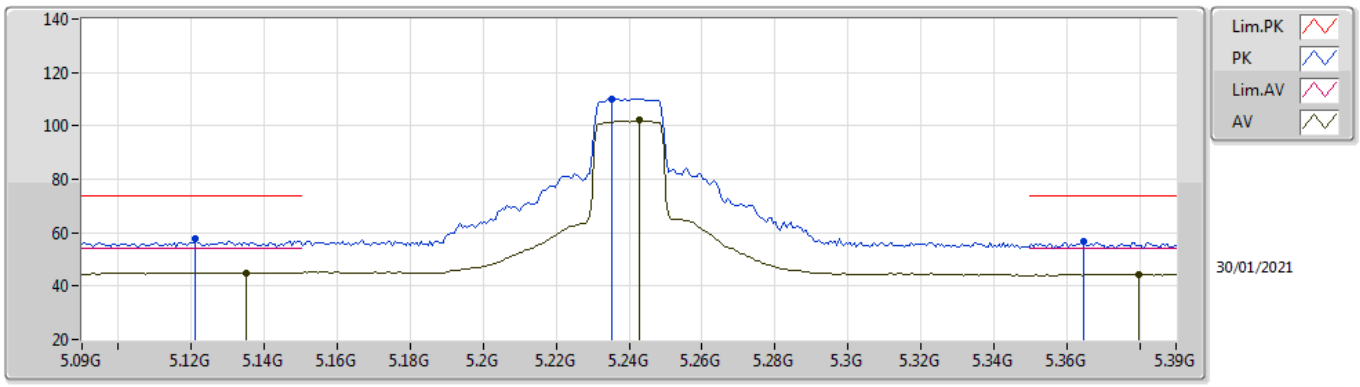

Type	Freq	Level	Limit	Margin	Factor	Dist	Condition	Azimuth	Height	Comment	Raw	AF	CL	PA
	(Hz)	(dBuV/m)	(dBuV/m)	(dB)	(dB)	(m)		(°)	(m)		(dBuV)	(dB)	(dB)	(dB)
AV	5.135G	44.97	54.00	-9.03	9.56	3	Horizontal	210	2.14	-	35.41	31.97	6.77	29.18
AV	5.243G	102.07	Inf	-Inf	9.08	3	Horizontal	210	2.14	-	92.99	31.46	6.80	29.18
AV	5.3798G	44.26	54.00	-9.74	8.95	3	Horizontal	210	2.14	-	35.31	31.34	6.80	29.19
PK	5.1212G	57.64	74.00	-16.36	9.52	3	Horizontal	210	2.14	-	48.12	31.94	6.76	29.18
PK	5.2352G	110.14	Inf	-Inf	9.14	3	Horizontal	210	2.14	-	101.00	31.52	6.80	29.18
PK	5.3648G	56.79	74.00	-17.21	8.83	3	Horizontal	210	2.14	-	47.96	31.22	6.80	29.19

802.11ac VHT20_Nss1,(MCS0)_2TX

5240MHz_TX

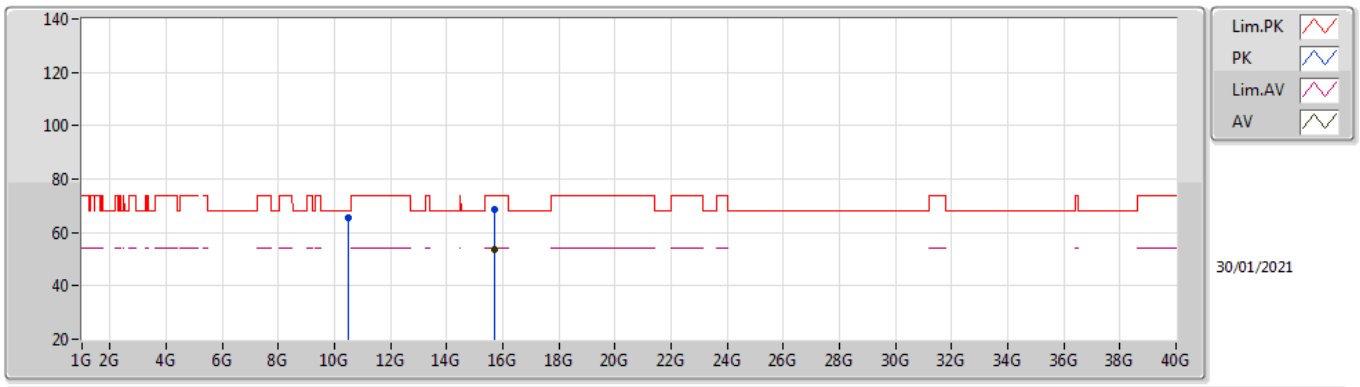

Type	Freq	Level	Limit	Margin	Factor	Dist	Condition	Azimuth	Height	Comment	Raw	AF	CL	PA
	(Hz)	(dBuV/m)	(dBuV/m)	(dB)	(dB)	(m)		(°)	(m)		(dBuV)	(dB)	(dB)	(dB)
AV	15.71792G	53.65	54.00	-0.35	17.98	3	Vertical	336	1.73	-	35.67	37.66	11.37	31.05
PK	10.47896G	65.72	68.20	-2.48	18.32	3	Vertical	12	1.00	-	47.40	39.68	9.02	30.38
PK	15.71792G	68.75	74.00	-5.25	17.98	3	Vertical	336	1.73	-	50.77	37.66	11.37	31.05

802.11ac VHT20_Nss1,(MCS0)_2TX

5240MHz_TX

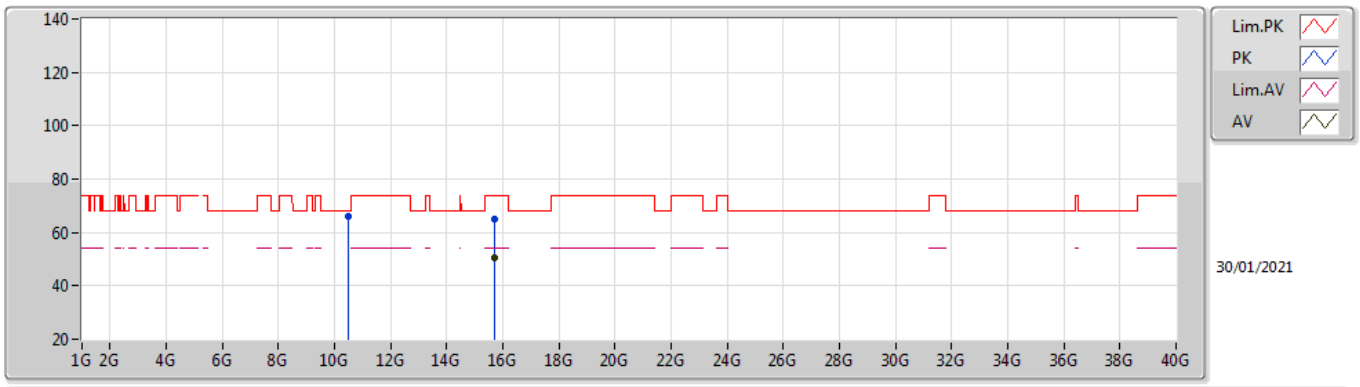

Type	Freq	Level	Limit	Margin	Factor	Dist	Condition	Azimuth	Height	Comment	Raw	AF	CL	PA
	(Hz)	(dBuV/m)	(dBuV/m)	(dB)	(dB)	(m)		(°)	(m)		(dBuV)	(dB)	(dB)	(dB)
AV	15.7156G	50.49	54.00	-3.51	17.99	3	Horizontal	242	1.10	-	32.50	37.67	11.37	31.05
PK	10.47904G	66.00	68.20	-2.20	18.32	3	Horizontal	132	1.88	-	47.68	39.68	9.02	30.38
PK	15.71856G	65.08	74.00	-8.92	17.98	3	Horizontal	242	1.10	-	47.10	37.66	11.37	31.05

802.11ac VHT20_Nss1,(MCS0)_2TX

5745MHz_TX

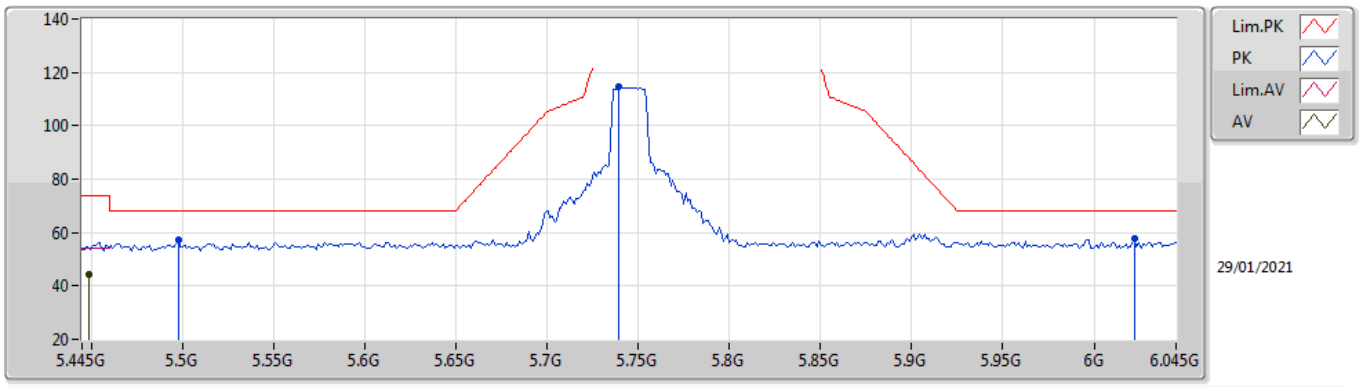

Type	Freq	Level	Limit	Margin	Factor	Dist	Condition	Azimuth	Height	Comment	Raw	AF	CL	PA
	(Hz)	(dBuV/m)	(dBuV/m)	(dB)	(dB)	(m)		(°)	(m)		(dBuV)	(dB)	(dB)	(dB)
AV	5.4486G	44.53	54.00	-9.47	9.22	3	Vertical	272	1.84	-	35.31	31.60	6.82	29.20
PK	5.4978G	57.16	68.20	-11.04	9.44	3	Vertical	272	1.84	-	47.72	31.79	6.85	29.20
PK	5.739G	114.55	Inf	-Inf	9.67	3	Vertical	272	1.84	-	104.88	31.98	6.97	29.28
PK	6.0222G	57.74	68.20	-10.46	10.16	3	Vertical	272	1.84	-	47.58	32.43	7.11	29.38

802.11ac VHT20_Nss1,(MCS0)_2TX

5745MHz_TX

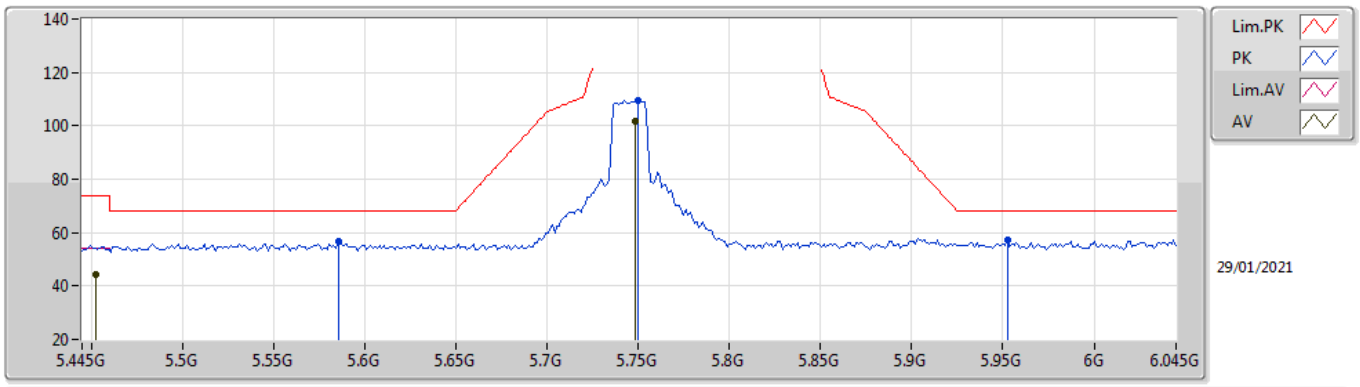

Type	Freq	Level	Limit	Margin	Factor	Dist	Condition	Azimuth	Height	Comment	Raw	AF	CL	PA
	(Hz)	(dBuV/m)	(dBuV/m)	(dB)	(dB)	(m)		(°)	(m)		(dBuV)	(dB)	(dB)	(dB)
AV	5.4522G	44.29	54.00	-9.71	9.24	3	Horizontal	0	1.93	-	35.05	31.61	6.83	29.20
AV	5.7486G	101.60	Inf	-Inf	9.69	3	Horizontal	0	1.93	-	91.91	32.00	6.97	29.28
PK	5.5854G	56.51	68.20	-11.69	9.53	3	Horizontal	0	1.93	-	46.98	31.87	6.89	29.23
PK	5.7498G	109.47	Inf	-Inf	9.69	3	Horizontal	0	1.93	-	99.78	32.00	6.97	29.28
PK	5.9526G	57.24	68.20	-10.96	10.12	3	Horizontal	0	1.93	-	47.12	32.39	7.08	29.35

802.11ac VHT20_Nss1,(MCS0)_2TX

5745MHz_TX

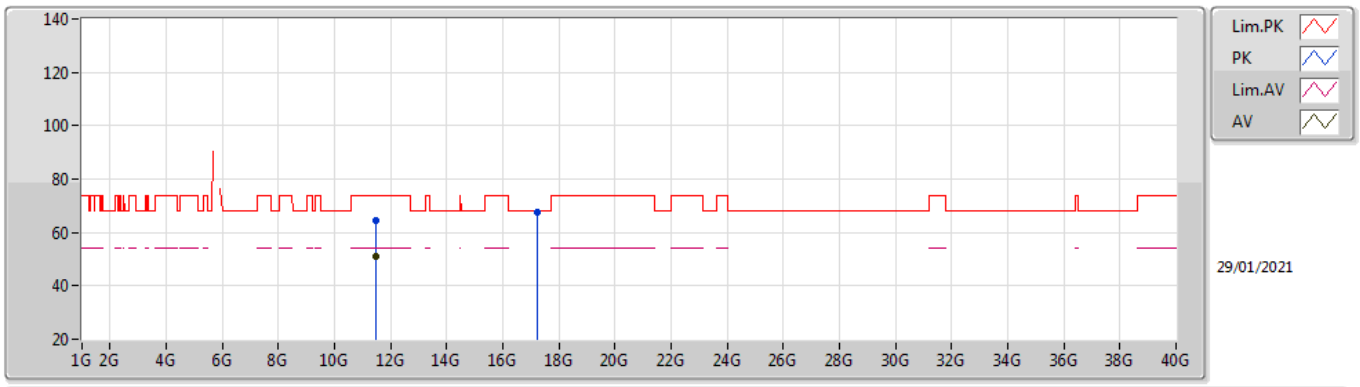

Type	Freq	Level	Limit	Margin	Factor	Dist	Condition	Azimuth	Height	Comment	Raw	AF	CL	PA
	(Hz)	(dBuV/m)	(dBuV/m)	(dB)	(dB)	(m)		(°)	(m)		(dBuV)	(dB)	(dB)	(dB)
AV	11.48982G	51.02	54.00	-2.98	19.08	3	Vertical	360	1.00	-	31.94	39.99	9.47	30.38
PK	11.48988G	64.39	74.00	-9.61	19.08	3	Vertical	360	1.00	-	45.31	39.99	9.47	30.38
PK	17.24784G	67.41	68.20	-0.79	21.90	3	Vertical	351	1.60	-	45.51	40.45	12.19	30.74

802.11ac VHT20_Nss1,(MCS0)_2TX

5745MHz_TX

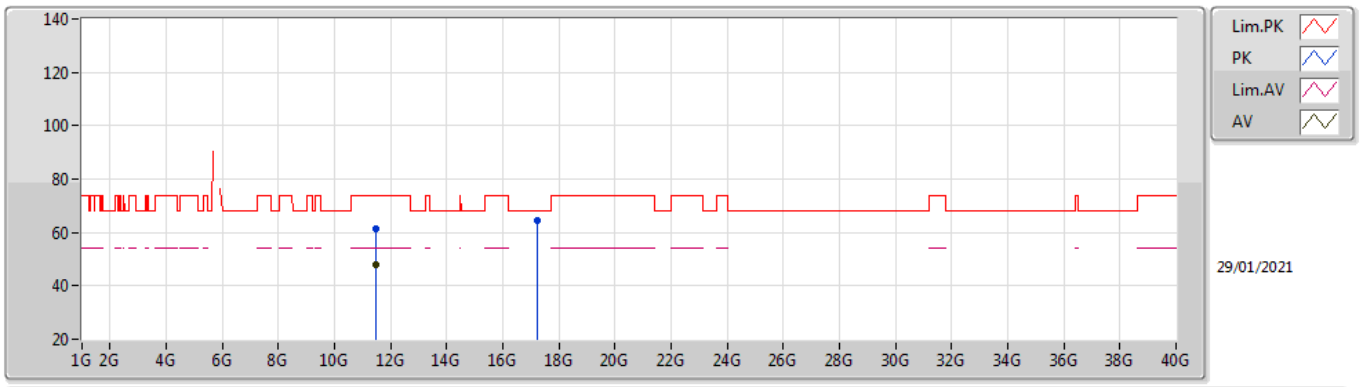

Type	Freq	Level	Limit	Margin	Factor	Dist	Condition	Azimuth	Height	Comment	Raw	AF	CL	PA
	(Hz)	(dBuV/m)	(dBuV/m)	(dB)	(dB)	(m)		(°)	(m)		(dBuV)	(dB)	(dB)	(dB)
AV	11.48964G	47.68	54.00	-6.32	19.08	3	Horizontal	141	2.02	-	28.60	39.99	9.47	30.38
PK	11.49438G	61.33	74.00	-12.67	19.08	3	Horizontal	141	2.02	-	42.25	39.99	9.47	30.38
PK	17.23404G	64.73	68.20	-3.47	21.87	3	Horizontal	216	1.63	-	42.86	40.43	12.18	30.74

802.11ac VHT20_Nss1,(MCS0)_2TX

5785MHz_TX

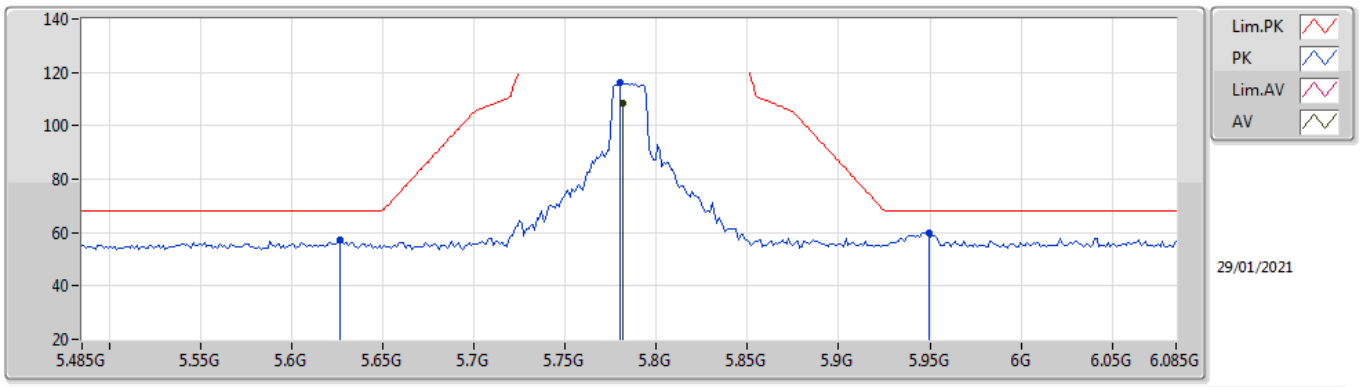

Type	Freq	Level	Limit	Margin	Factor	Dist	Condition	Azimuth	Height	Comment	Raw	AF	CL	PA
	(Hz)	(dBuV/m)	(dBuV/m)	(dB)	(dB)	(m)		(°)	(m)		(dBuV)	(dB)	(dB)	(dB)
AV	5.7814G	108.35	Inf	-Inf	9.69	3	Vertical	272	2.02	-	98.66	32.00	6.99	29.30
PK	5.6266G	57.09	68.20	-11.11	9.46	3	Vertical	272	2.02	-	47.63	31.79	6.91	29.24
PK	5.7802G	116.46	Inf	-Inf	9.69	3	Vertical	272	2.02	-	106.77	32.00	6.99	29.30
PK	5.9494G	59.78	68.20	-8.42	10.12	3	Vertical	272	2.02	-	49.66	32.40	7.07	29.35

802.11ac VHT20_Nss1,(MCS0)_2TX

5785MHz_TX

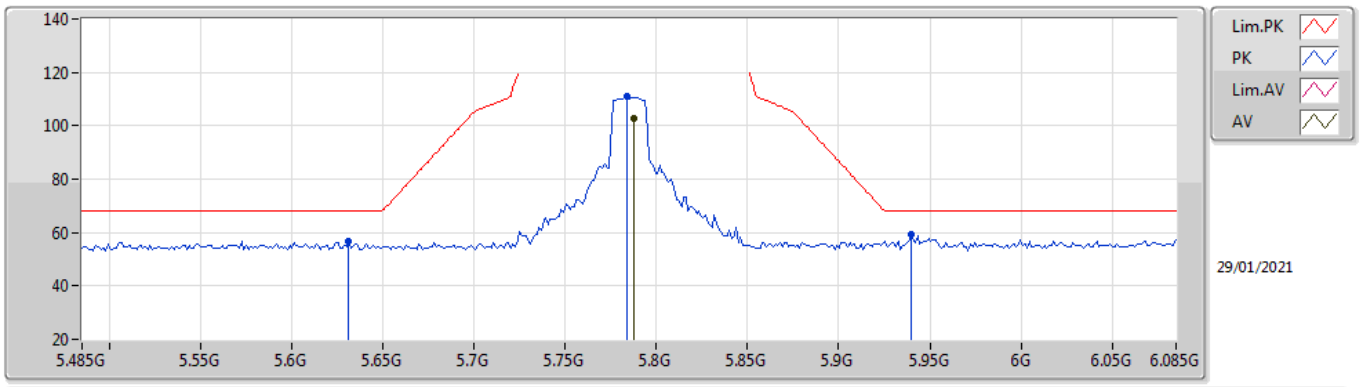

Type	Freq	Level	Limit	Margin	Factor	Dist	Condition	Azimuth	Height	Comment	Raw	AF	CL	PA
	(Hz)	(dBuV/m)	(dBuV/m)	(dB)	(dB)	(m)		(°)	(m)		(dBuV)	(dB)	(dB)	(dB)
AV	5.7874G	102.95	Inf	-Inf	9.69	3	Horizontal	0	1.86	-	93.26	32.00	6.99	29.30
PK	5.6314G	56.63	68.20	-11.57	9.45	3	Horizontal	0	1.86	-	47.18	31.77	6.92	29.24
PK	5.7838G	110.79	Inf	-Inf	9.69	3	Horizontal	0	1.86	-	101.10	32.00	6.99	29.30
PK	5.9398G	59.17	68.20	-9.03	10.08	3	Horizontal	0	1.86	-	49.09	32.36	7.07	29.35

802.11ac VHT20_Nss1,(MCS0)_2TX

5785MHz_TX

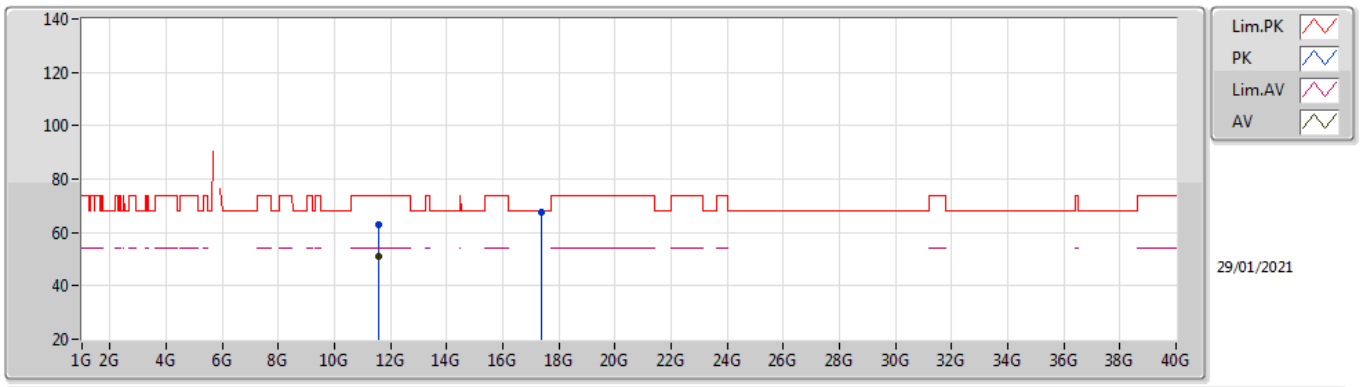

Type	Freq	Level	Limit	Margin	Factor	Dist	Condition	Azimuth	Height	Comment	Raw	AF	CL	PA
	(Hz)	(dBuV/m)	(dBuV/m)	(dB)	(dB)	(m)		(°)	(m)		(dBuV)	(dB)	(dB)	(dB)
AV	11.56982G	50.97	54.00	-3.03	19.08	3	Vertical	360	1.89	-	31.89	39.93	9.51	30.36
PK	11.56382G	62.85	74.00	-11.15	19.08	3	Vertical	360	1.89	-	43.77	39.94	9.50	30.36
PK	17.35602G	67.71	68.20	-0.49	22.44	3	Vertical	351	1.58	-	45.27	40.89	12.25	30.70

802.11ac VHT20_Nss1,(MCS0)_2TX

5785MHz_TX

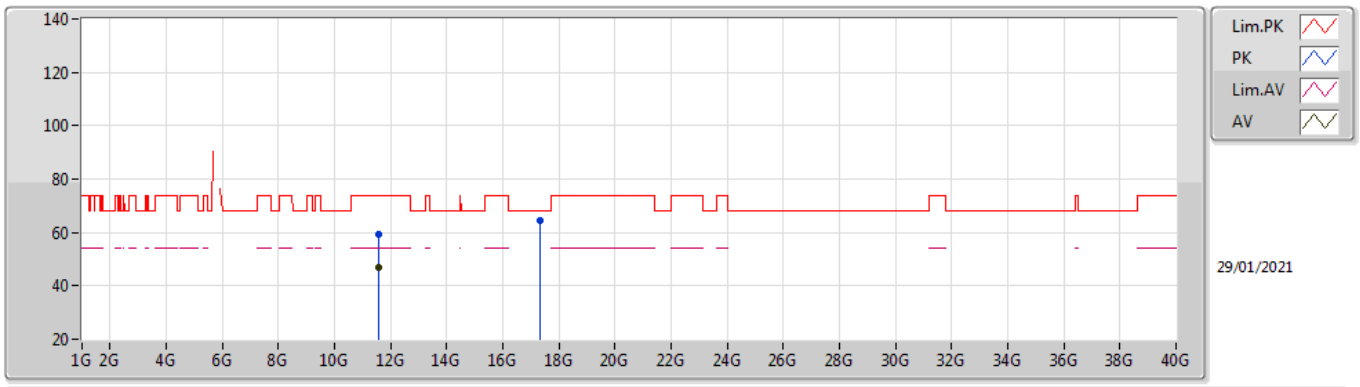

Type	Freq	Level	Limit	Margin	Factor	Dist	Condition	Azimuth	Height	Comment	Raw	AF	CL	PA
	(Hz)	(dBuV/m)	(dBuV/m)	(dB)	(dB)	(m)		(°)	(m)		(dBuV)	(dB)	(dB)	(dB)
AV	11.56988G	46.65	54.00	-7.35	19.08	3	Horizontal	173	1.92	-	27.57	39.93	9.51	30.36
PK	11.5664G	59.38	74.00	-14.62	19.07	3	Horizontal	173	1.92	-	40.31	39.93	9.50	30.36
PK	17.35158G	64.49	68.20	-3.71	22.40	3	Horizontal	217	1.68	-	42.09	40.86	12.24	30.70

802.11ac VHT20_Nss1,(MCS0)_2TX

5825MHz_TX

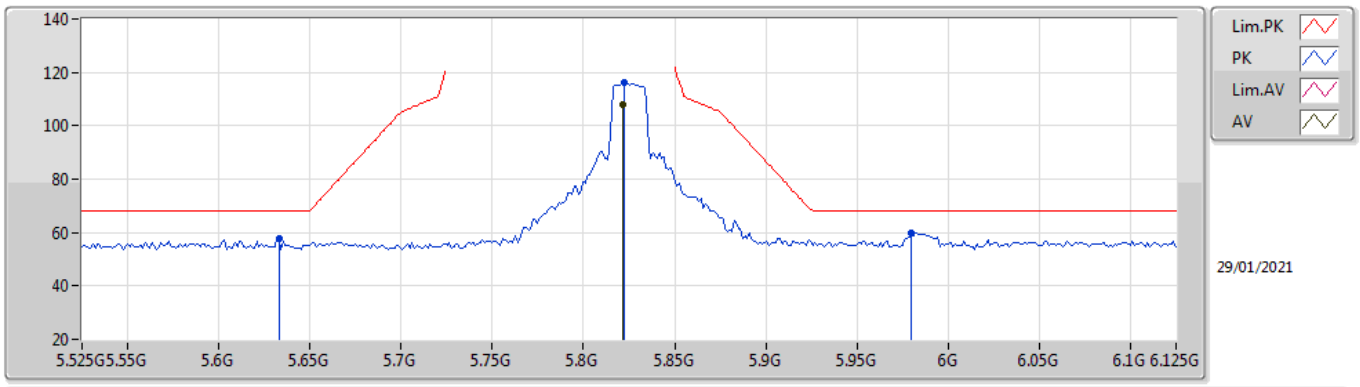

Type	Freq	Level	Limit	Margin	Factor	Dist	Condition	Azimuth	Height	Comment	Raw	AF	CL	PA
	(Hz)	(dBuV/m)	(dBuV/m)	(dB)	(dB)	(m)		(°)	(m)		(dBuV)	(dB)	(dB)	(dB)
AV	5.8214G	108.18	Inf	-Inf	9.74	3	Vertical	271	2.16	-	98.44	32.04	7.01	29.31
PK	5.633G	57.84	68.20	-10.36	9.44	3	Vertical	271	2.16	-	48.40	31.77	6.92	29.25
PK	5.8226G	116.00	Inf	-Inf	9.75	3	Vertical	271	2.16	-	106.25	32.05	7.01	29.31
PK	5.9798G	59.65	68.20	-8.55	10.07	3	Vertical	271	2.16	-	49.58	32.34	7.09	29.36

802.11ac VHT20_Nss1,(MCS0)_2TX

5825MHz_TX

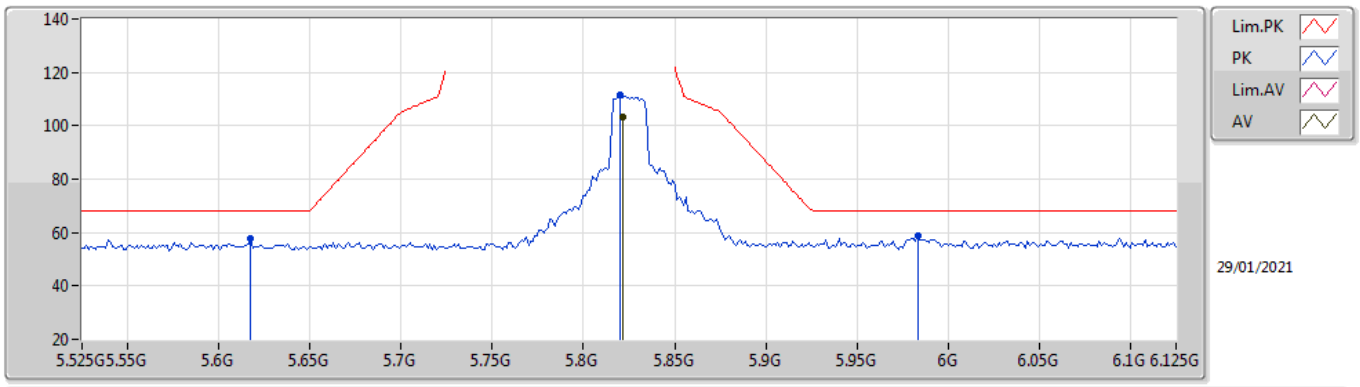

Type	Freq	Level	Limit	Margin	Factor	Dist	Condition	Azimuth	Height	Comment	Raw	AF	CL	PA
	(Hz)	(dBuV/m)	(dBuV/m)	(dB)	(dB)	(m)		(°)	(m)		(dBuV)	(dB)	(dB)	(dB)
AV	5.8214G	103.16	Inf	-Inf	9.74	3	Horizontal	291	2.12	-	93.42	32.04	7.01	29.31
PK	5.6174G	57.54	68.20	-10.66	9.50	3	Horizontal	291	2.12	-	48.04	31.83	6.91	29.24
PK	5.8202G	111.34	Inf	-Inf	9.74	3	Horizontal	291	2.12	-	101.60	32.04	7.01	29.31
PK	5.9834G	58.65	68.20	-9.55	10.06	3	Horizontal	291	2.12	-	48.59	32.33	7.09	29.36

802.11ac VHT20_Nss1,(MCS0)_2TX

5825MHz_TX

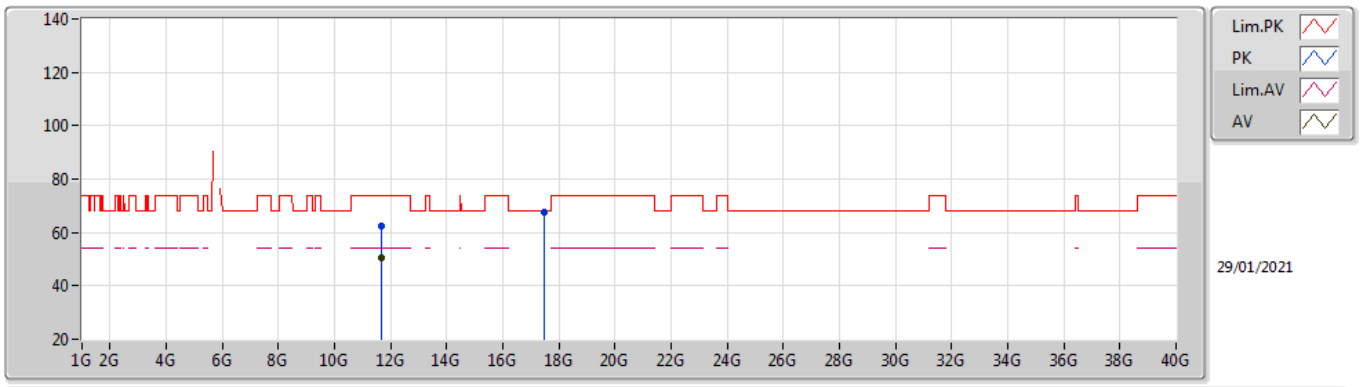

Type	Freq	Level	Limit	Margin	Factor	Dist	Condition	Azimuth	Height	Comment	Raw	AF	CL	PA
	(Hz)	(dBuV/m)	(dBuV/m)	(dB)	(dB)	(m)		(°)	(m)		(dBuV)	(dB)	(dB)	(dB)
AV	11.64988G	50.47	54.00	-3.53	18.81	3	Vertical	0	1.50	-	31.66	39.60	9.54	30.33
PK	11.64838G	62.53	74.00	-11.47	18.82	3	Vertical	0	1.50	-	43.71	39.61	9.54	30.33
PK	17.47656G	67.62	68.20	-0.58	22.92	3	Vertical	351	1.64	-	44.70	41.28	12.31	30.67

802.11ac VHT20_Nss1,(MCS0)_2TX

5825MHz_TX

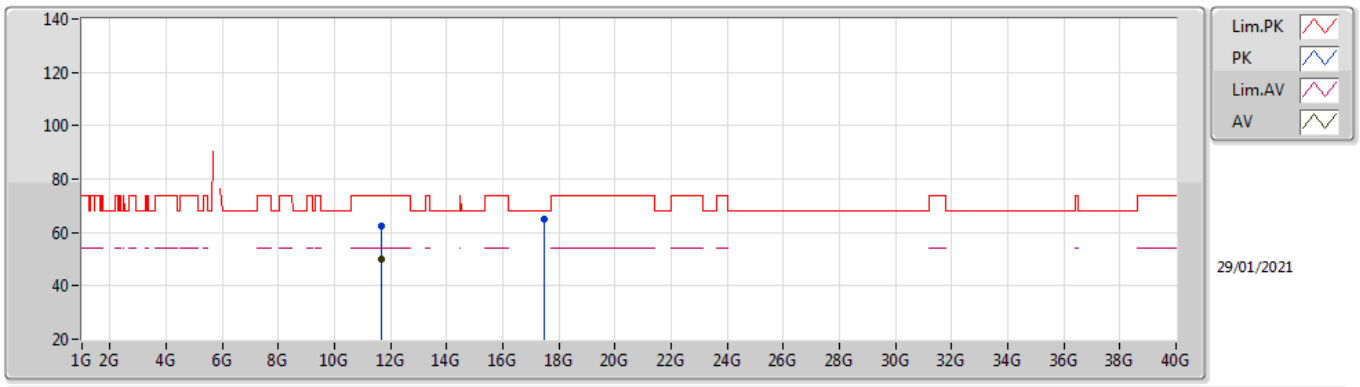

Type	Freq	Level	Limit	Margin	Factor	Dist	Condition	Azimuth	Height	Comment	Raw	AF	CL	PA
	(Hz)	(dBuV/m)	(dBuV/m)	(dB)	(dB)	(m)		(°)	(m)		(dBuV)	(dB)	(dB)	(dB)
AV	11.64982G	49.88	54.00	-4.12	18.81	3	Horizontal	247	1.02	-	31.07	39.60	9.54	30.33
PK	11.6491G	62.67	74.00	-11.33	18.82	3	Horizontal	247	1.02	-	43.85	39.61	9.54	30.33
PK	17.46372G	64.90	68.20	-3.30	22.90	3	Horizontal	164	1.71	-	42.00	41.26	12.31	30.67

802.11ac VHT40_Nss1,(MCS0)_2TX

5190MHz_TX

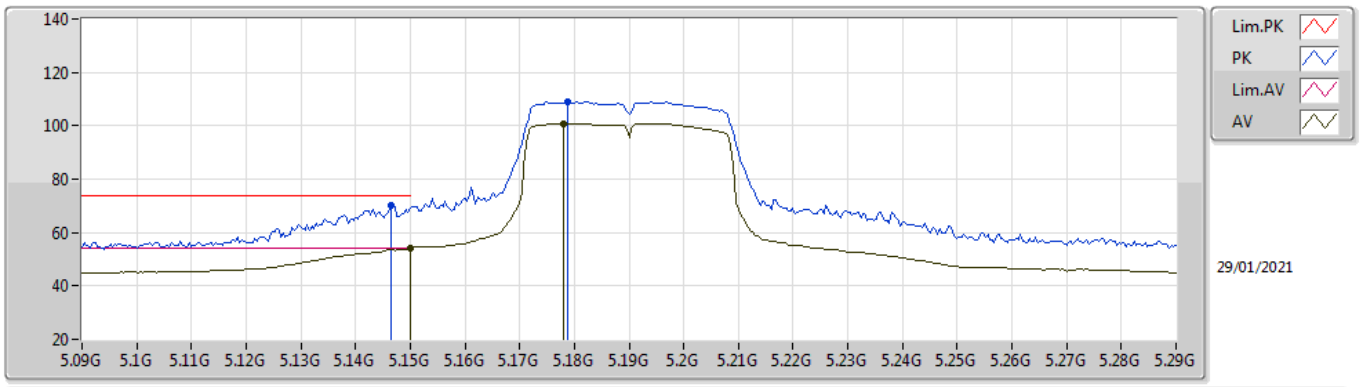

Type	Freq	Level	Limit	Margin	Factor	Dist	Condition	Azimuth	Height	Comment	Raw	AF	CL	PA
	(Hz)	(dBuV/m)	(dBuV/m)	(dB)	(dB)	(m)		(°)	(m)		(dBuV)	(dB)	(dB)	(dB)
AV	5.15G	53.93	54.00	-0.07	9.60	3	Vertical	314	1.91	-	44.33	32.00	6.78	29.18
AV	5.178G	100.82	Inf	-Inf	9.50	3	Vertical	314	1.91	-	91.32	31.89	6.79	29.18
PK	5.1464G	70.31	74.00	-3.69	9.58	3	Vertical	314	1.91	-	60.73	31.99	6.77	29.18
PK	5.1788G	109.12	Inf	-Inf	9.49	3	Vertical	314	1.91	-	99.63	31.88	6.79	29.18

802.11ac VHT40_Nss1,(MCS0)_2TX

5190MHz_TX

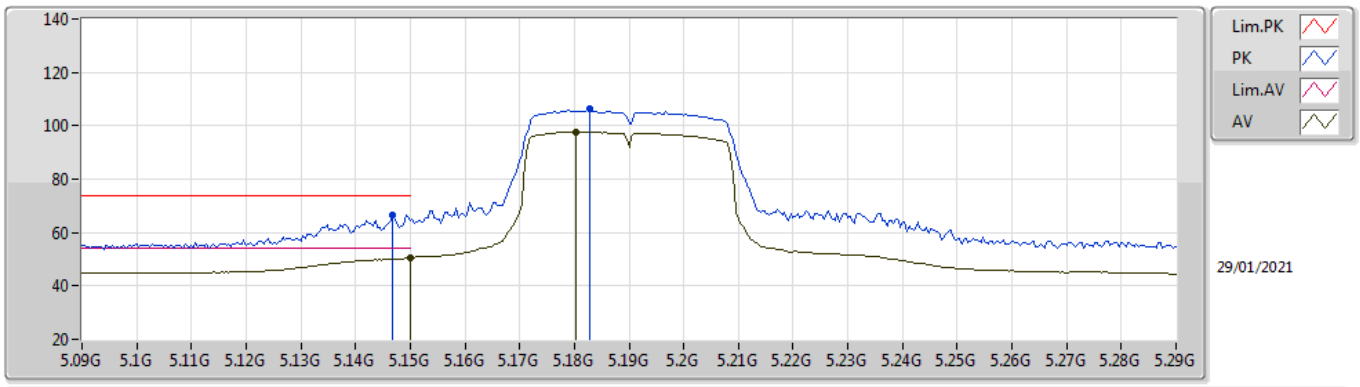

Type	Freq	Level	Limit	Margin	Factor	Dist	Condition	Azimuth	Height	Comment	Raw	AF	CL	PA
	(Hz)	(dBuV/m)	(dBuV/m)	(dB)	(dB)	(m)		(°)	(m)		(dBuV)	(dB)	(dB)	(dB)
PK	5.1468G	66.81	74.00	-7.19	9.58	3	Horizontal	210	1.95	-	57.23	31.99	6.77	29.18
AV	5.15G	50.46	54.00	-3.54	9.60	3	Horizontal	210	1.95	-	40.86	32.00	6.78	29.18
PK	5.1828G	106.16	Inf	-Inf	9.48	3	Horizontal	210	1.95	-	96.68	31.87	6.79	29.18
AV	5.1804G	97.61	Inf	-Inf	9.49	3	Horizontal	210	1.95	-	88.12	31.88	6.79	29.18

802.11ac VHT40_Nss1,(MCS0)_2TX

5190MHz_TX

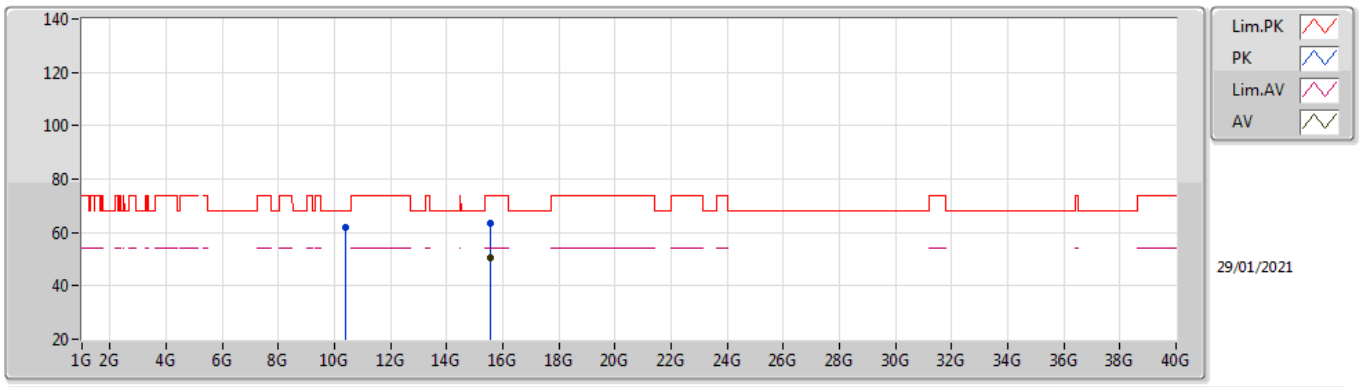

Type	Freq	Level	Limit	Margin	Factor	Dist	Condition	Azimuth	Height	Comment	Raw	AF	CL	PA
	(Hz)	(dBuV/m)	(dBuV/m)	(dB)	(dB)	(m)		(°)	(m)		(dBuV)	(dB)	(dB)	(dB)
AV	15.5608G	50.44	54.00	-3.56	18.43	3	Vertical	342	1.68	-	32.01	38.17	11.30	31.04
PK	10.3804G	62.01	68.20	-6.19	18.14	3	Vertical	30	2.49	-	43.87	39.52	8.97	30.35
PK	15.55784G	63.68	74.00	-10.32	18.46	3	Vertical	342	1.68	-	45.22	38.20	11.30	31.04

802.11ac VHT40_Nss1,(MCS0)_2TX

5190MHz_TX

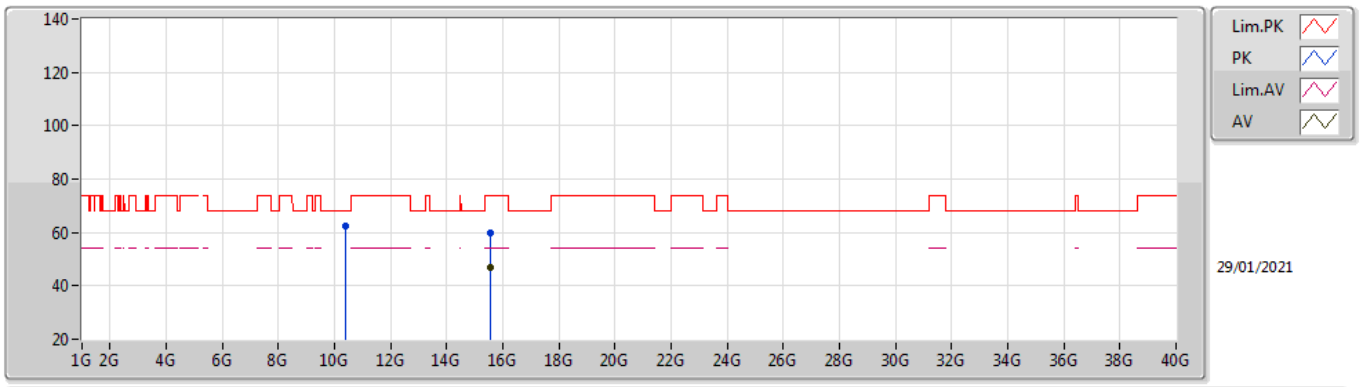

Type	Freq	Level	Limit	Margin	Factor	Dist	Condition	Azimuth	Height	Comment	Raw	AF	CL	PA
	(Hz)	(dBuV/m)	(dBuV/m)	(dB)	(dB)	(m)		(°)	(m)		(dBuV)	(dB)	(dB)	(dB)
AV	15.57136G	46.87	54.00	-7.13	18.37	3	Horizontal	48	1.71	-	28.50	38.10	11.31	31.04
PK	10.38032G	62.19	68.20	-6.01	18.14	3	Horizontal	131	1.84	-	44.05	39.52	8.97	30.35
PK	15.56072G	59.92	74.00	-14.08	18.43	3	Horizontal	48	1.71	-	41.49	38.17	11.30	31.04

802.11ac VHT40_Nss1,(MCS0)_2TX

5230MHz_TX

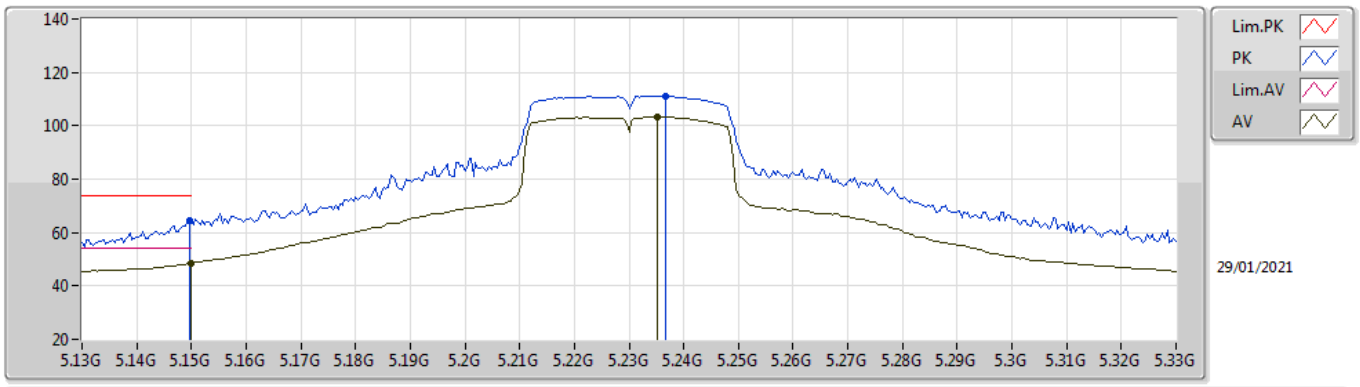

Type	Freq	Level	Limit	Margin	Factor	Dist	Condition	Azimuth	Height	Comment	Raw	AF	CL	PA
	(Hz)	(dBuV/m)	(dBuV/m)	(dB)	(dB)	(m)		(°)	(m)		(dBuV)	(dB)	(dB)	(dB)
AV	5.15G	48.50	54.00	-5.50	9.60	3	Vertical	314	1.84	-	38.90	32.00	6.78	29.18
AV	5.2352G	103.20	Inf	-Inf	9.14	3	Vertical	314	1.84	-	94.06	31.52	6.80	29.18
PK	5.1496G	64.30	74.00	-9.70	9.59	3	Vertical	314	1.84	-	54.71	32.00	6.77	29.18
PK	5.2368G	111.23	Inf	-Inf	9.13	3	Vertical	314	1.84	-	102.10	31.51	6.80	29.18

802.11ac VHT40_Nss1,(MCS0)_2TX

5230MHz_TX

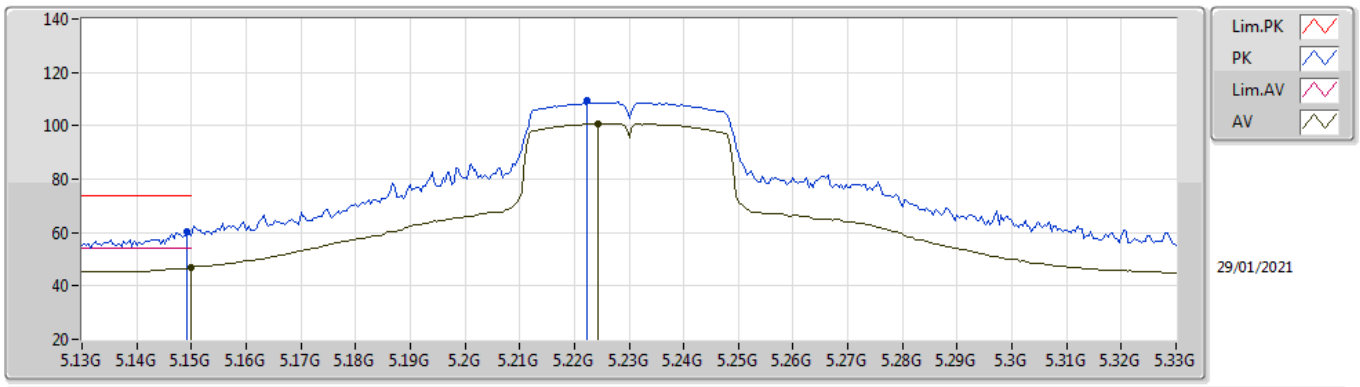

Type	Freq	Level	Limit	Margin	Factor	Dist	Condition	Azimuth	Height	Comment	Raw	AF	CL	PA
	(Hz)	(dBuV/m)	(dBuV/m)	(dB)	(dB)	(m)		(°)	(m)		(dBuV)	(dB)	(dB)	(dB)
AV	5.15G	46.82	54.00	-7.18	9.60	3	Horizontal	209	2.01	-	37.22	32.00	6.78	29.18
AV	5.2244G	100.59	Inf	-Inf	9.22	3	Horizontal	209	2.01	-	91.37	31.60	6.80	29.18
PK	5.1492G	60.27	74.00	-13.73	9.59	3	Horizontal	209	2.01	-	50.68	32.00	6.77	29.18
PK	5.2224G	109.26	Inf	-Inf	9.24	3	Horizontal	209	2.01	-	100.02	31.62	6.80	29.18

802.11ac VHT40_Nss1,(MCS0)_2TX

5230MHz_TX

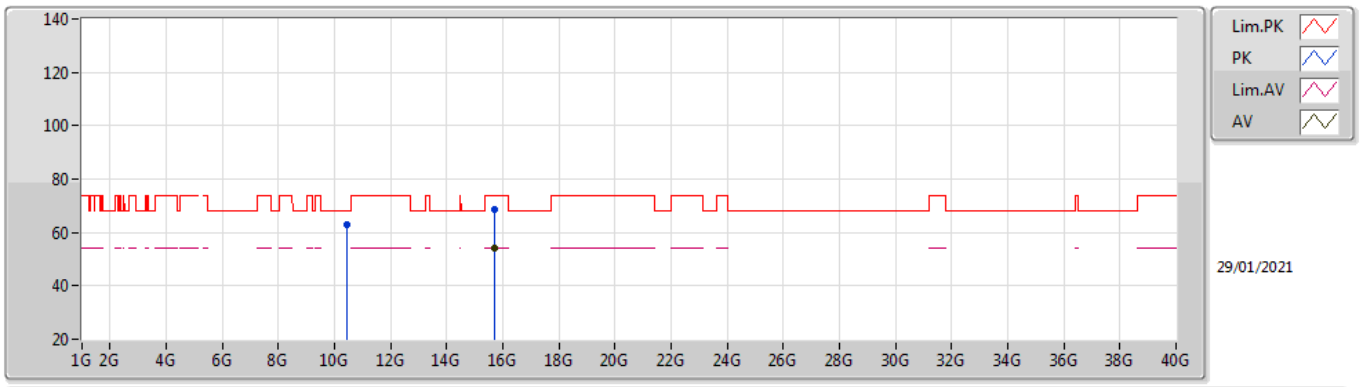

Type	Freq	Level	Limit	Margin	Factor	Dist	Condition	Azimuth	Height	Comment	Raw	AF	CL	PA
	(Hz)	(dBuV/m)	(dBuV/m)	(dB)	(dB)	(m)		(°)	(m)		(dBuV)	(dB)	(dB)	(dB)
AV	15.68496G	53.93	54.00	-0.07	18.04	3	Vertical	340	1.65	-	35.89	37.73	11.36	31.05
PK	10.46632G	63.14	68.20	-5.06	18.30	3	Vertical	192	1.36	-	44.84	39.67	9.01	30.38
PK	15.68776G	68.62	74.00	-5.38	18.03	3	Vertical	340	1.65	-	50.59	37.72	11.36	31.05

802.11ac VHT40_Nss1,(MCS0)_2TX

5230MHz_TX

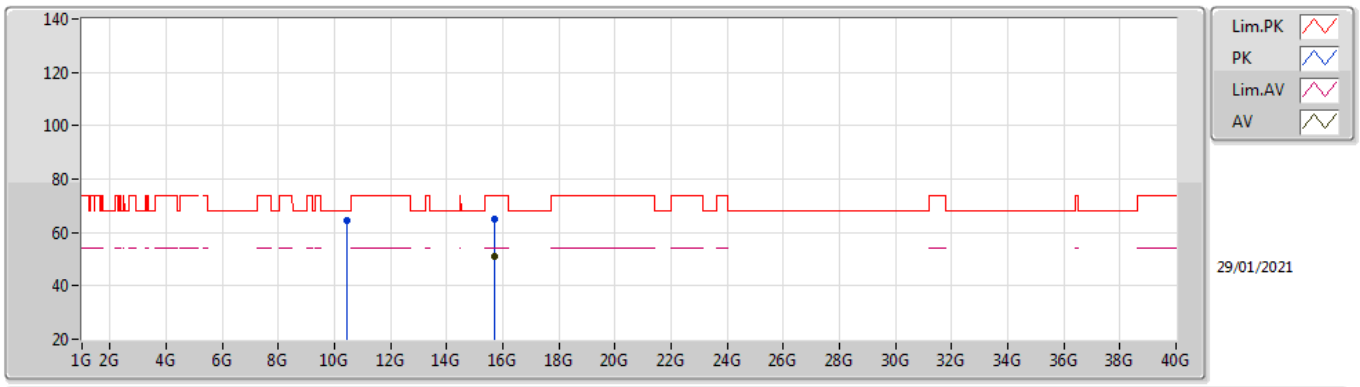

Type	Freq	Level	Limit	Margin	Factor	Dist	Condition	Azimuth	Height	Comment	Raw	AF	CL	PA
	(Hz)	(dBuV/m)	(dBuV/m)	(dB)	(dB)	(m)		(°)	(m)		(dBuV)	(dB)	(dB)	(dB)
AV	15.69168G	50.99	54.00	-3.01	18.03	3	Horizontal	243	1.00	-	32.96	37.72	11.36	31.05
PK	10.46024G	64.32	68.20	-3.88	18.29	3	Horizontal	132	1.86	-	46.03	39.66	9.01	30.38
PK	15.6876G	65.20	74.00	-8.80	18.03	3	Horizontal	243	1.00	-	47.17	37.72	11.36	31.05

802.11ac VHT40_Nss1,(MCS0)_2TX

5755MHz_TX

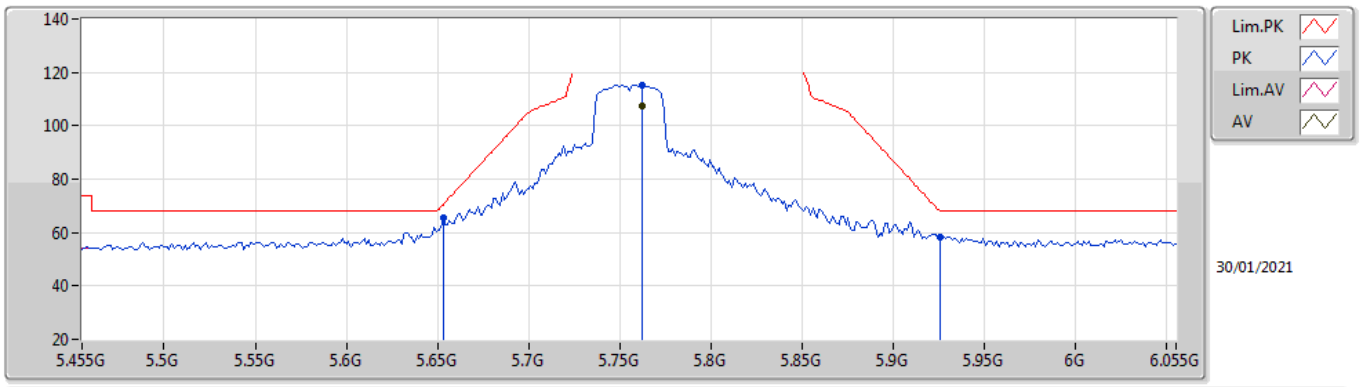

Type	Freq	Level	Limit	Margin	Factor	Dist	Condition	Azimuth	Height	Comment	Raw	AF	CL	PA
	(Hz)	(dBuV/m)	(dBuV/m)	(dB)	(dB)	(m)		(°)	(m)		(dBuV)	(dB)	(dB)	(dB)
AV	5.7622G	107.52	Inf	-Inf	9.69	3	Vertical	272	1.99	-	97.83	32.00	6.98	29.29
PK	5.653G	65.41	70.42	-5.01	9.39	3	Vertical	272	1.99	-	56.02	31.71	6.93	29.25
PK	5.7622G	115.41	Inf	-Inf	9.69	3	Vertical	272	1.99	-	105.72	32.00	6.98	29.29
PK	5.9254G	58.50	68.20	-9.70	10.02	3	Vertical	272	1.99	-	48.48	32.30	7.06	29.34

802.11ac VHT40_Nss1,(MCS0)_2TX

5755MHz_TX

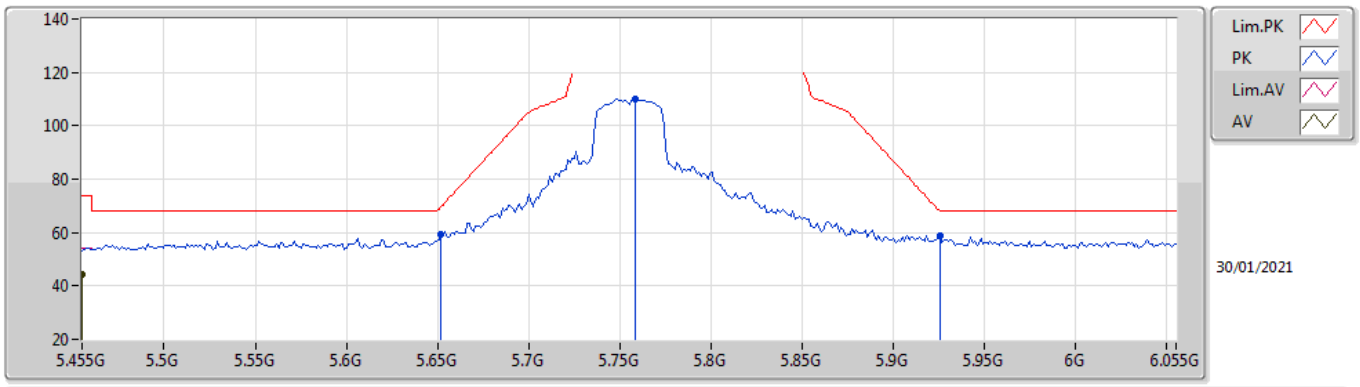

Type	Freq	Level	Limit	Margin	Factor	Dist	Condition	Azimuth	Height	Comment	Raw	AF	CL	PA
	(Hz)	(dBuV/m)	(dBuV/m)	(dB)	(dB)	(m)		(°)	(m)		(dBuV)	(dB)	(dB)	(dB)
AV	5.455G	44.31	54.00	-9.69	9.25	3	Horizontal	3	2.10	-	35.06	31.62	6.83	29.20
PK	5.6518G	59.44	69.53	-10.09	9.39	3	Horizontal	3	2.10	-	50.05	31.71	6.93	29.25
PK	5.7586G	109.90	Inf	-Inf	9.69	3	Horizontal	3	2.10	-	100.21	32.00	6.98	29.29
PK	5.9254G	58.57	68.20	-9.63	10.02	3	Horizontal	3	2.10	-	48.55	32.30	7.06	29.34

802.11ac VHT40_Nss1,(MCS0)_2TX

5755MHz_TX

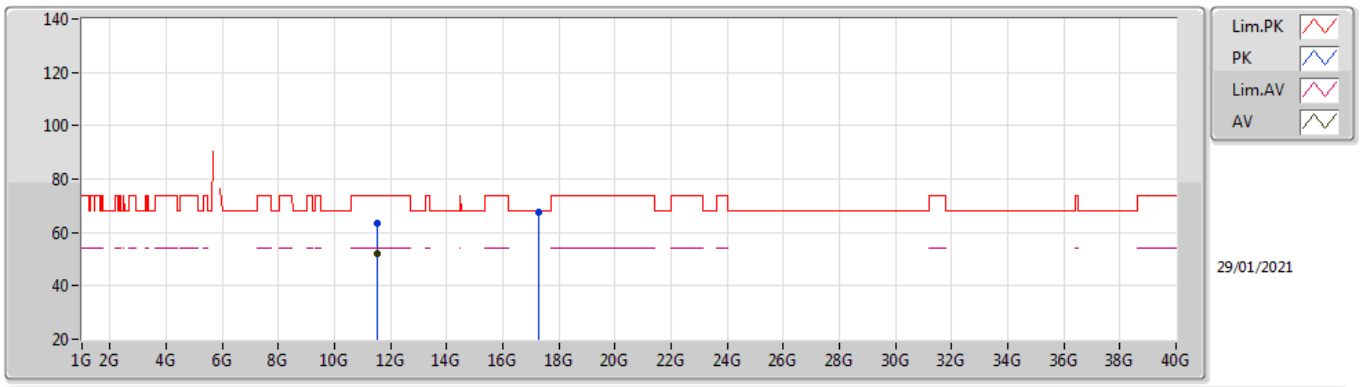

Type	Freq	Level	Limit	Margin	Factor	Dist	Condition	Azimuth	Height	Comment	Raw	AF	CL	PA
	(Hz)	(dBuV/m)	(dBuV/m)	(dB)	(dB)	(m)		(°)	(m)		(dBuV)	(dB)	(dB)	(dB)
AV	11.50992G	51.88	54.00	-2.12	19.09	3	Vertical	360	1.81	-	32.79	39.99	9.48	30.38
PK	11.51024G	63.61	74.00	-10.39	19.09	3	Vertical	360	1.81	-	44.52	39.99	9.48	30.38
PK	17.26268G	67.73	68.20	-0.47	21.92	3	Vertical	350	1.65	-	45.81	40.46	12.19	30.73

802.11ac VHT40_Nss1,(MCS0)_2TX

5755MHz_TX

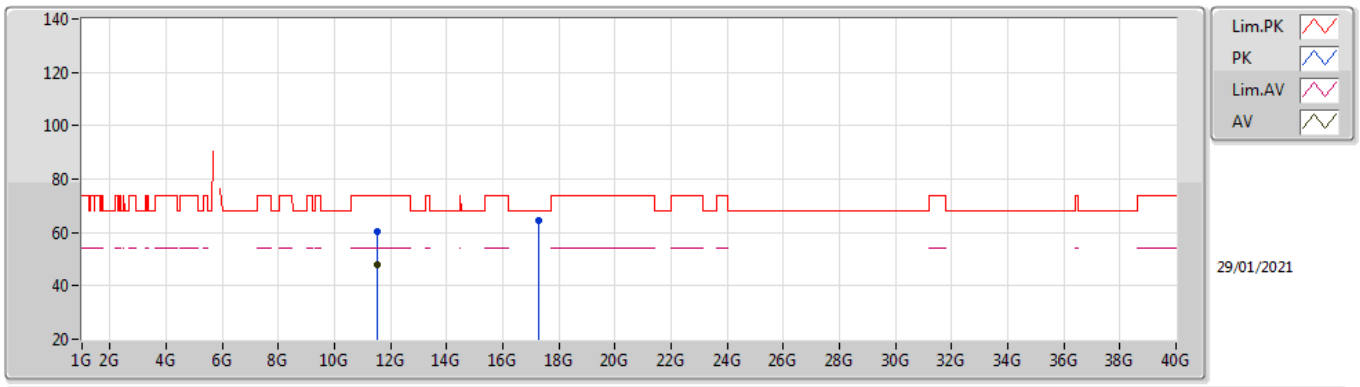

Type	Freq	Level	Limit	Margin	Factor	Dist	Condition	Azimuth	Height	Comment	Raw	AF	CL	PA
	(Hz)	(dBuV/m)	(dBuV/m)	(dB)	(dB)	(m)		(°)	(m)		(dBuV)	(dB)	(dB)	(dB)
AV	11.50976G	47.70	54.00	-6.30	19.09	3	Horizontal	124	1.74	-	28.61	39.99	9.48	30.38
PK	11.50984G	60.12	74.00	-13.88	19.09	3	Horizontal	124	1.74	-	41.03	39.99	9.48	30.38
PK	17.26516G	64.64	68.20	-3.56	21.94	3	Horizontal	217	1.62	-	42.70	40.47	12.20	30.73

802.11ac VHT40_Nss1,(MCS0)_2TX

5795MHz_TX

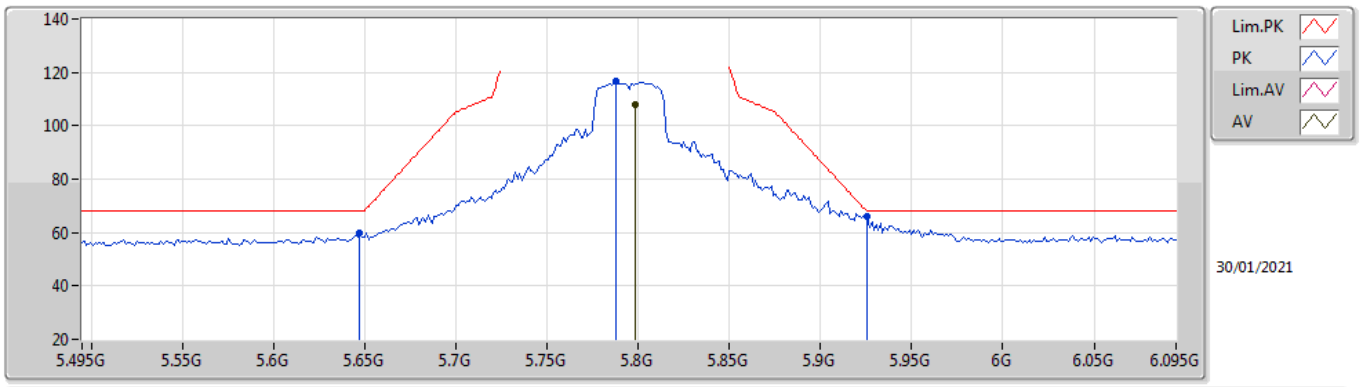

Type	Freq	Level	Limit	Margin	Factor	Dist	Condition	Azimuth	Height	Comment	Raw	AF	CL	PA
	(Hz)	(dBuV/m)	(dBuV/m)	(dB)	(dB)	(m)		(°)	(m)		(dBuV)	(dB)	(dB)	(dB)
AV	5.7986G	107.92	Inf	-Inf	9.70	3	Vertical	271	2.09	-	98.22	32.00	7.00	29.30
PK	5.6474G	59.85	68.20	-8.35	9.38	3	Vertical	271	2.09	-	50.47	31.71	6.92	29.25
PK	5.7878G	116.53	Inf	-Inf	9.69	3	Vertical	271	2.09	-	106.84	32.00	6.99	29.30
PK	5.9258G	65.98	68.20	-2.22	10.02	3	Vertical	271	2.09	-	55.96	32.30	7.06	29.34

802.11ac VHT40_Nss1,(MCS0)_2TX

5795MHz_TX

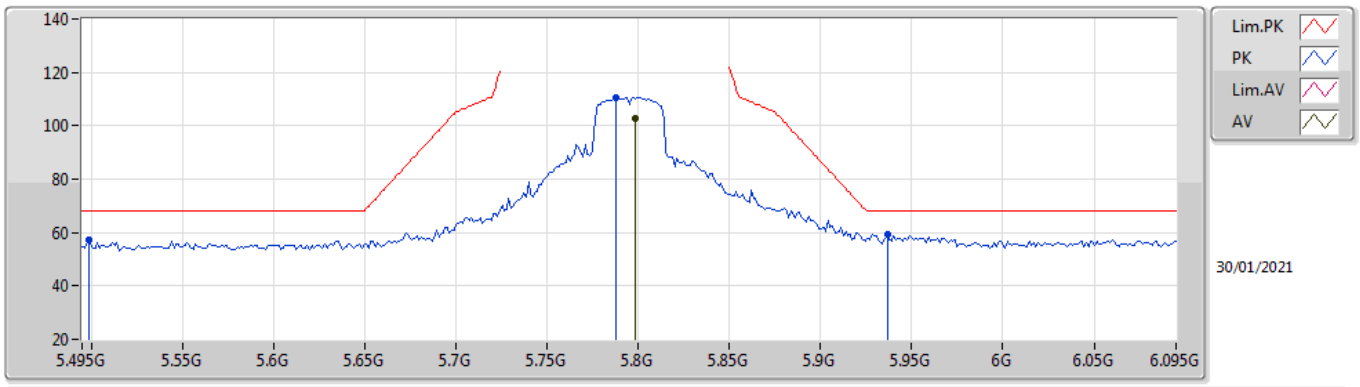

Type	Freq	Level	Limit	Margin	Factor	Dist	Condition	Azimuth	Height	Comment	Raw	AF	CL	PA
	(Hz)	(dBuV/m)	(dBuV/m)	(dB)	(dB)	(m)		(°)	(m)		(dBuV)	(dB)	(dB)	(dB)
AV	5.7986G	102.63	Inf	-Inf	9.70	3	Horizontal	0	1.98	-	92.93	32.00	7.00	29.30
PK	5.4986G	57.26	68.20	-10.94	9.44	3	Horizontal	0	1.98	-	47.82	31.79	6.85	29.20
PK	5.7878G	110.42	Inf	-Inf	9.69	3	Horizontal	0	1.98	-	100.73	32.00	6.99	29.30
PK	5.9366G	59.12	68.20	-9.08	10.07	3	Horizontal	0	1.98	-	49.05	32.35	7.07	29.35

802.11ac VHT40_Nss1,(MCS0)_2TX

5795MHz_TX

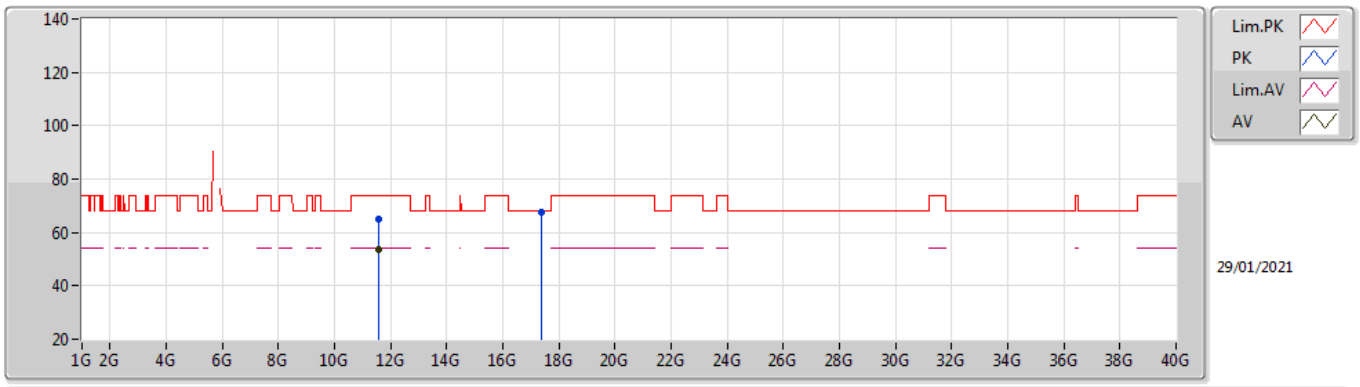

Type	Freq	Level	Limit	Margin	Factor	Dist	Condition	Azimuth	Height	Comment	Raw	AF	CL	PA
	(Hz)	(dBuV/m)	(dBuV/m)	(dB)	(dB)	(m)		(°)	(m)		(dBuV)	(dB)	(dB)	(dB)
AV	11.58976G	53.58	54.00	-0.42	19.08	3	Vertical	230	1.00	-	34.50	39.91	9.52	30.35
PK	11.5892G	65.01	74.00	-8.99	19.08	3	Vertical	230	1.00	-	45.93	39.91	9.52	30.35
PK	17.38524G	67.65	68.20	-0.55	22.67	3	Vertical	349	1.50	-	44.98	41.10	12.26	30.69

802.11ac VHT40_Nss1,(MCS0)_2TX

5795MHz_TX

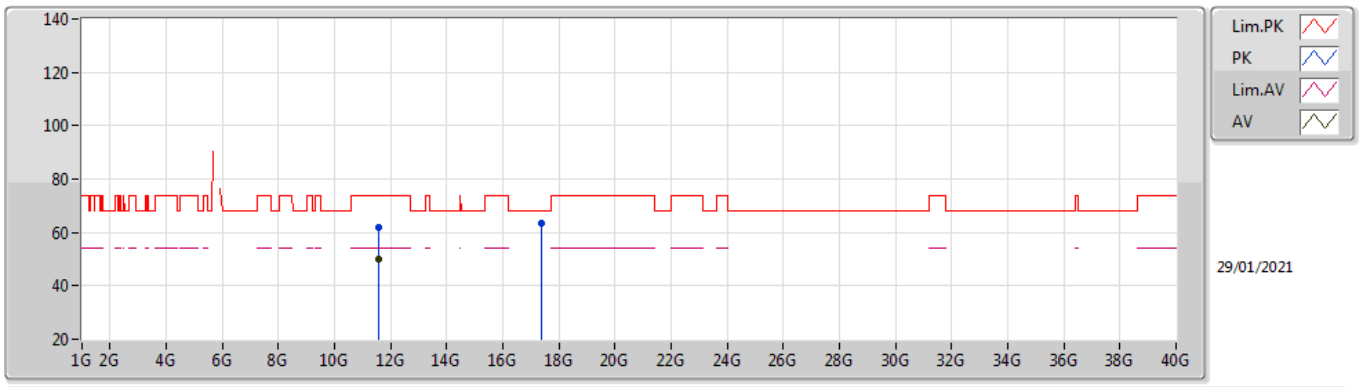

Type	Freq	Level	Limit	Margin	Factor	Dist	Condition	Azimuth	Height	Comment	Raw	AF	CL	PA
	(Hz)	(dBuV/m)	(dBuV/m)	(dB)	(dB)	(m)		(°)	(m)		(dBuV)	(dB)	(dB)	(dB)
AV	11.58984G	50.24	54.00	-3.76	19.08	3	Horizontal	247	1.02	-	31.16	39.91	9.52	30.35
PK	11.59104G	61.80	74.00	-12.20	19.08	3	Horizontal	247	1.02	-	42.72	39.91	9.52	30.35
PK	17.38708G	63.54	68.20	-4.66	22.68	3	Horizontal	334	1.50	-	40.86	41.11	12.26	30.69

802.11ac VHT80_Nss1,(MCS0)_2TX

5210MHz_TX

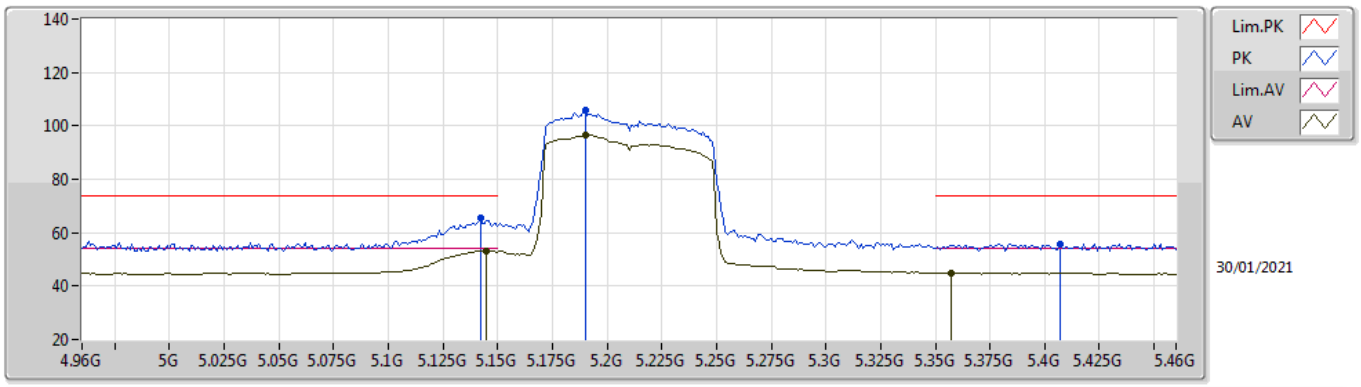

Type	Freq	Level	Limit	Margin	Factor	Dist	Condition	Azimuth	Height	Comment	Raw	AF	CL	PA
	(Hz)	(dBuV/m)	(dBuV/m)	(dB)	(dB)	(m)		(°)	(m)		(dBuV)	(dB)	(dB)	(dB)
AV	5.145G	53.33	54.00	-0.67	9.58	3	Vertical	333	1.90	-	43.75	31.99	6.77	29.18
AV	5.19G	96.42	Inf	-Inf	9.45	3	Vertical	333	1.90	-	86.97	31.84	6.79	29.18
AV	5.357G	44.97	54.00	-9.03	8.77	3	Vertical	333	1.90	-	36.20	31.16	6.80	29.19
PK	5.142G	65.74	74.00	-8.26	9.57	3	Vertical	333	1.90	-	56.17	31.98	6.77	29.18
PK	5.19G	105.65	Inf	-Inf	9.45	3	Vertical	333	1.90	-	96.20	31.84	6.79	29.18
PK	5.407G	55.84	74.00	-18.16	9.12	3	Vertical	333	1.90	-	46.72	31.51	6.80	29.19

802.11ac VHT80_Nss1,(MCS0)_2TX

5210MHz_TX

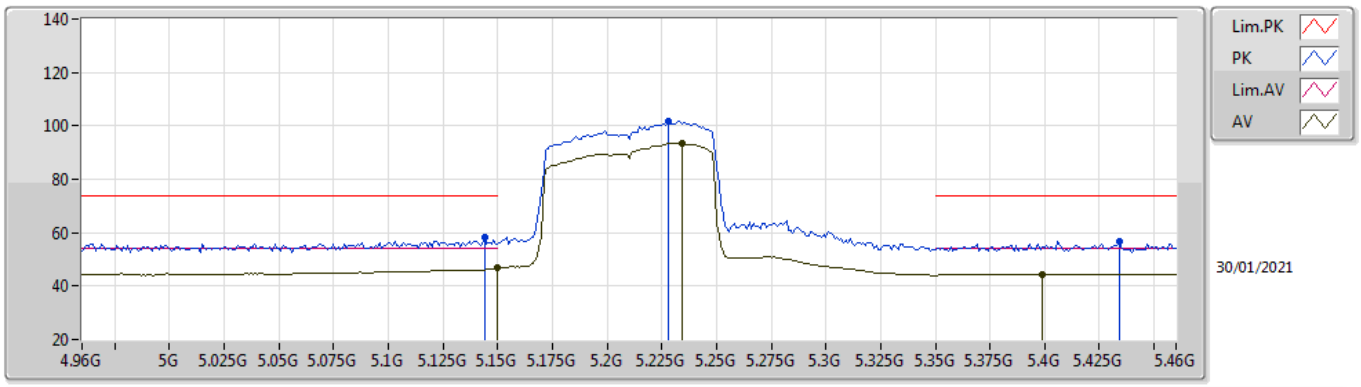

Type	Freq	Level	Limit	Margin	Factor	Dist	Condition	Azimuth	Height	Comment	Raw	AF	CL	PA
	(Hz)	(dBuV/m)	(dBuV/m)	(dB)	(dB)	(m)		(°)	(m)		(dBuV)	(dB)	(dB)	(dB)
AV	5.15G	46.71	54.00	-7.29	9.60	3	Horizontal	182	2.16	-	37.11	32.00	6.78	29.18
AV	5.234G	93.56	Inf	-Inf	9.15	3	Horizontal	182	2.16	-	84.41	31.53	6.80	29.18
AV	5.399G	44.53	54.00	-9.47	9.10	3	Horizontal	182	2.16	-	35.43	31.49	6.80	29.19
PK	5.144G	58.05	74.00	-15.95	9.58	3	Horizontal	182	2.16	-	48.47	31.99	6.77	29.18
PK	5.228G	101.68	Inf	-Inf	9.20	3	Horizontal	182	2.16	-	92.48	31.58	6.80	29.18
PK	5.434G	56.91	74.00	-17.09	9.19	3	Horizontal	182	2.16	-	47.72	31.57	6.82	29.20

802.11ac VHT80_Nss1,(MCS0)_2TX

5210MHz_TX

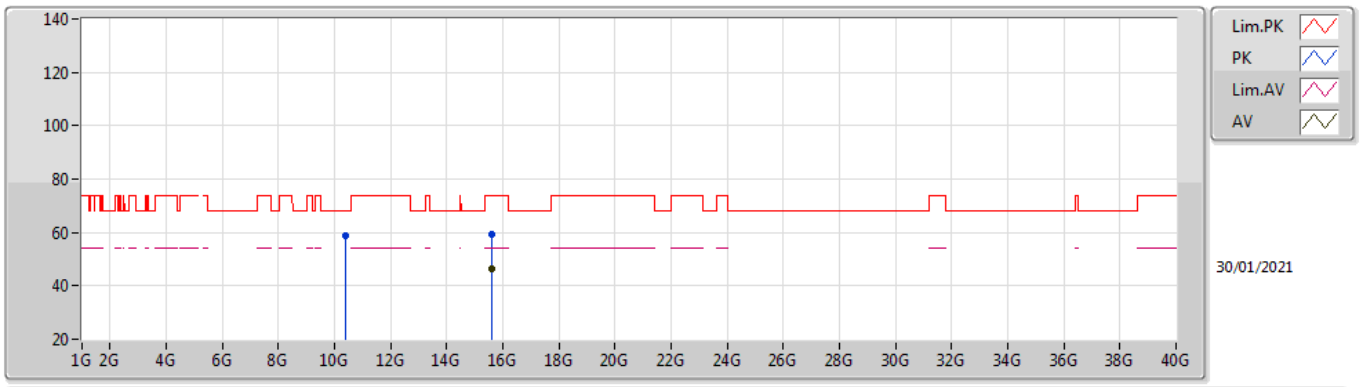

Type	Freq	Level	Limit	Margin	Factor	Dist	Condition	Azimuth	Height	Comment	Raw	AF	CL	PA
	(Hz)	(dBuV/m)	(dBuV/m)	(dB)	(dB)	(m)		(°)	(m)		(dBuV)	(dB)	(dB)	(dB)
AV	15.5972G	46.62	54.00	-7.38	18.20	3	Vertical	341	1.65	-	28.42	37.92	11.32	31.04
PK	10.41232G	58.55	68.20	-9.65	18.24	3	Vertical	167	1.65	-	40.31	39.61	8.99	30.36
PK	15.59576G	59.39	74.00	-14.61	18.21	3	Vertical	341	1.65	-	41.18	37.93	11.32	31.04

802.11ac VHT80_Nss1,(MCS0)_2TX

5210MHz_TX

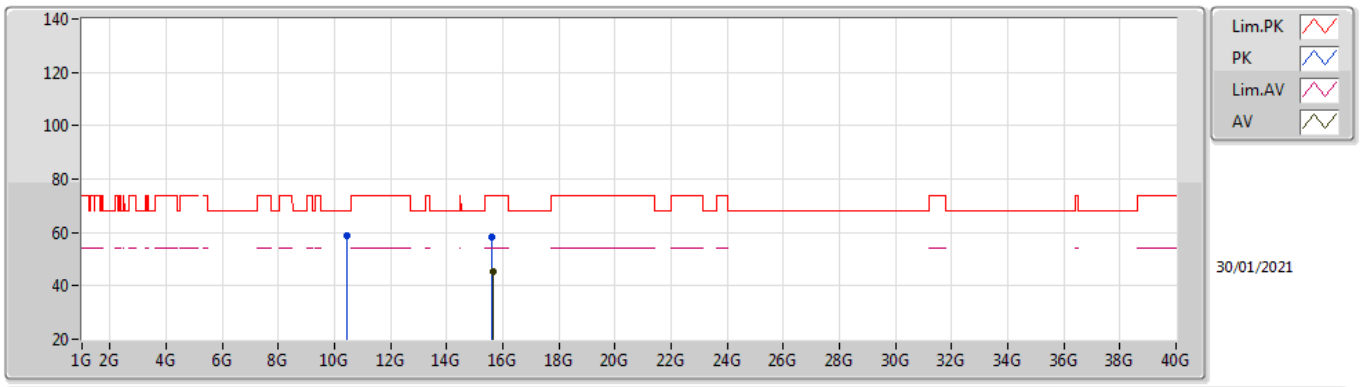

Type	Freq	Level	Limit	Margin	Factor	Dist	Condition	Azimuth	Height	Comment	Raw	AF	CL	PA
	(Hz)	(dBuV/m)	(dBuV/m)	(dB)	(dB)	(m)		(°)	(m)		(dBuV)	(dB)	(dB)	(dB)
AV	15.64168G	45.43	54.00	-8.57	18.12	3	Horizontal	48	1.71	-	27.31	37.82	11.34	31.04
PK	10.41888G	58.64	68.20	-9.56	18.24	3	Horizontal	133	1.78	-	40.40	39.62	8.99	30.37
PK	15.61032G	58.50	74.00	-15.50	18.16	3	Horizontal	48	1.71	-	40.34	37.88	11.32	31.04

802.11ac VHT80_Nss1,(MCS0)_2TX

5775MHz_TX

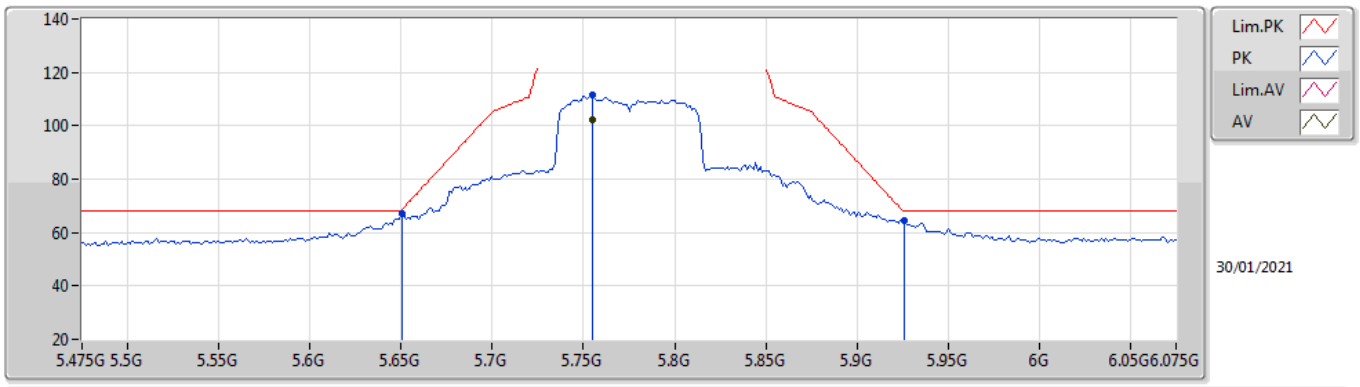

Type	Freq	Level	Limit	Margin	Factor	Dist	Condition	Azimuth	Height	Comment	Raw	AF	CL	PA
	(Hz)	(dBuV/m)	(dBuV/m)	(dB)	(dB)	(m)		(°)	(m)		(dBuV)	(dB)	(dB)	(dB)
AV	5.7546G	102.05	Inf	-Inf	9.69	3	Vertical	273	2.13	-	92.36	32.00	6.98	29.29
PK	5.6502G	66.87	68.35	-1.48	9.38	3	Vertical	273	2.13	-	57.49	31.70	6.93	29.25
PK	5.7546G	111.54	Inf	-Inf	9.69	3	Vertical	273	2.13	-	101.85	32.00	6.98	29.29
PK	5.9262G	64.27	68.20	-3.93	10.02	3	Vertical	273	2.13	-	54.25	32.30	7.06	29.34

802.11ac VHT80_Nss1,(MCS0)_2TX

5775MHz_TX

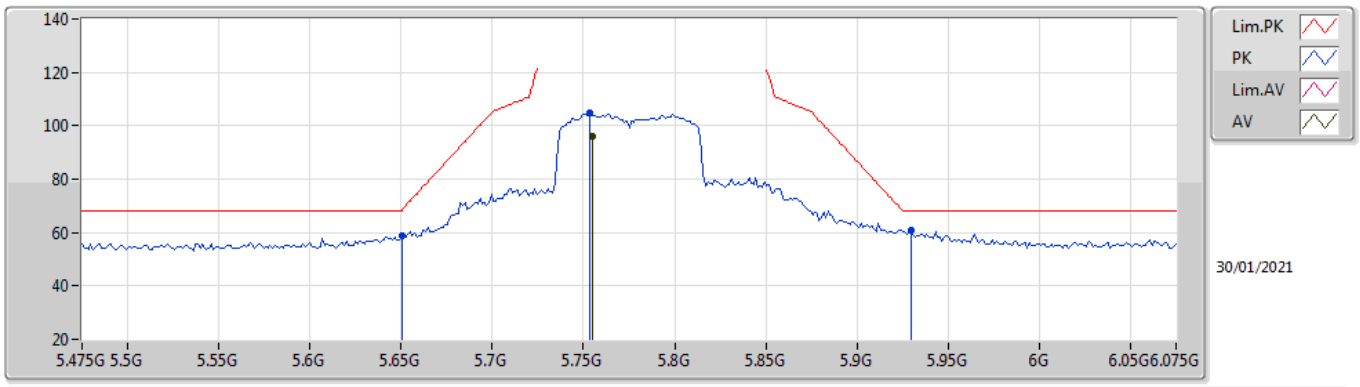

Type	Freq	Level	Limit	Margin	Factor	Dist	Condition	Azimuth	Height	Comment	Raw	AF	CL	PA
	(Hz)	(dBuV/m)	(dBuV/m)	(dB)	(dB)	(m)		(°)	(m)		(dBuV)	(dB)	(dB)	(dB)
AV	5.7546G	96.03	Inf	-Inf	9.69	3	Horizontal	0	1.94	-	86.34	32.00	6.98	29.29
PK	5.6502G	58.92	68.35	-9.43	9.38	3	Horizontal	0	1.94	-	49.54	31.70	6.93	29.25
PK	5.7534G	104.68	Inf	-Inf	9.69	3	Horizontal	0	1.94	-	94.99	32.00	6.98	29.29
PK	5.9298G	60.66	68.20	-7.54	10.03	3	Horizontal	0	1.94	-	50.63	32.32	7.06	29.35

802.11ac VHT80_Nss1,(MCS0)_2TX

5775MHz_TX

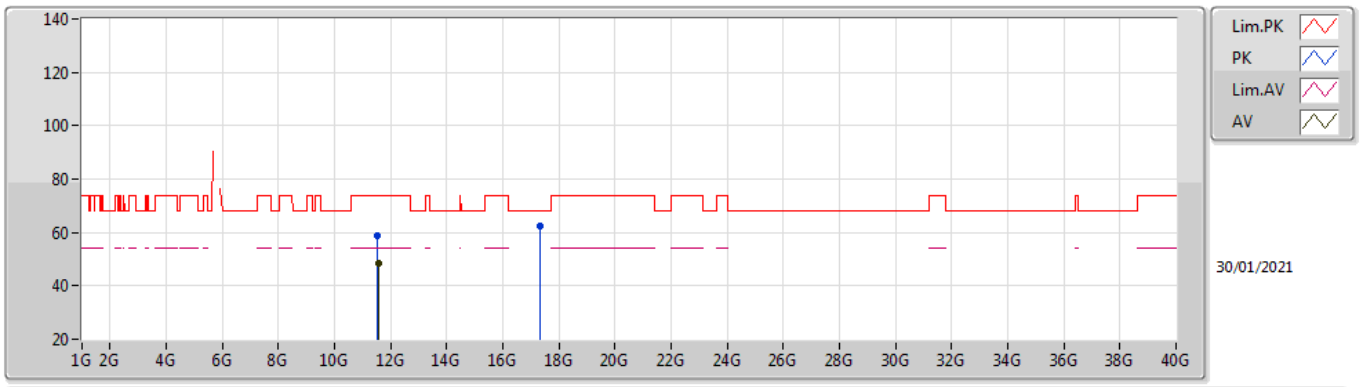

Type	Freq	Level	Limit	Margin	Factor	Dist	Condition	Azimuth	Height	Comment	Raw	AF	CL	PA
	(Hz)	(dBuV/m)	(dBuV/m)	(dB)	(dB)	(m)		(°)	(m)		(dBuV)	(dB)	(dB)	(dB)
AV	11.54984G	48.42	54.00	-5.58	19.09	3	Vertical	0	1.90	-	29.33	39.95	9.50	30.36
PK	11.54872G	58.76	74.00	-15.24	19.09	3	Vertical	0	1.90	-	39.67	39.95	9.50	30.36
PK	17.32148G	62.58	68.20	-5.62	22.17	3	Vertical	360	2.97	-	40.41	40.65	12.23	30.71

802.11ac VHT80_Nss1,(MCS0)_2TX

5775MHz_TX

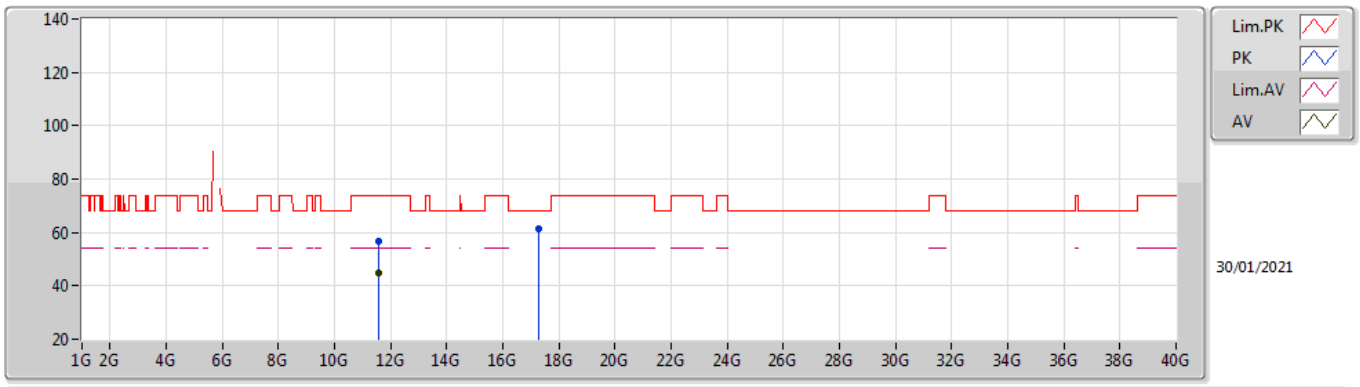

Type	Freq	Level	Limit	Margin	Factor	Dist	Condition	Azimuth	Height	Comment	Raw	AF	CL	PA
	(Hz)	(dBuV/m)	(dBuV/m)	(dB)	(dB)	(m)		(°)	(m)		(dBuV)	(dB)	(dB)	(dB)
AV	11.54968G	44.64	54.00	-9.36	19.09	3	Horizontal	360	1.50	-	25.55	39.95	9.50	30.36
PK	11.56456G	56.81	74.00	-17.19	19.08	3	Horizontal	360	1.50	-	37.73	39.94	9.50	30.36
PK	17.28644G	61.38	68.20	-6.82	21.98	3	Horizontal	306	1.50	-	39.40	40.49	12.21	30.72

Summary

Mode	Result	Type	Freq (Hz)	Level (dBuV/m)	Limit (dBuV/m)	Margin (dB)	Condition
Mode 1	Pass	AV	4.85405G	53.30	54.00	-0.70	Vertical

Mode Configure

Mode	Result	Type	Freq (Hz)	Level (dBuV/m)	Limit (dBuV/m)	Margin (dB)	Dist (m)	Condition	Azimuth (°)	Height (m)	Comments
Mode 1	Pass	AV	1.42G	29.69	54.00	-24.31	3	Vertical	0	1.50	-
Mode 1	Pass	AV	1.852G	35.66	68.20	-32.54	3	Vertical	0	1.50	-
Mode 1	Pass	AV	4.85405G	53.30	54.00	-0.70	3	Vertical	212	1.50	-
Mode 1	Pass	AV	6.94669G	47.81	68.20	-20.39	3	Vertical	349	2.01	-
Mode 1	Pass	PK	1.42G	42.28	74.00	-31.72	3	Vertical	0	1.50	-
Mode 1	Pass	PK	1.852G	44.67	68.20	-23.53	3	Vertical	0	1.50	-
Mode 1	Pass	PK	4.852G	56.52	74.00	-17.48	3	Vertical	212	1.50	-
Mode 1	Pass	PK	6.952G	52.60	68.20	-15.60	3	Vertical	349	2.01	-
Mode 1	Pass	AV	1.42G	28.47	54.00	-25.53	3	Horizontal	360	1.50	-
Mode 1	Pass	AV	1.74496G	30.71	68.20	-37.49	3	Horizontal	88	1.11	-
Mode 1	Pass	AV	1.8409G	37.45	68.20	-30.75	3	Horizontal	76	1.15	-
Mode 1	Pass	AV	4.85398G	49.07	54.00	-4.93	3	Horizontal	222	1.66	-
Mode 1	Pass	PK	1.42G	41.37	74.00	-32.63	3	Horizontal	360	1.50	-
Mode 1	Pass	PK	1.744G	45.85	68.20	-22.35	3	Horizontal	88	1.11	-
Mode 1	Pass	PK	1.84G	43.84	68.20	-24.36	3	Horizontal	76	1.15	-
Mode 1	Pass	PK	4.852G	52.12	74.00	-21.88	3	Horizontal	222	1.66	-

Radiated Emissions above 1GHz_Mode 1

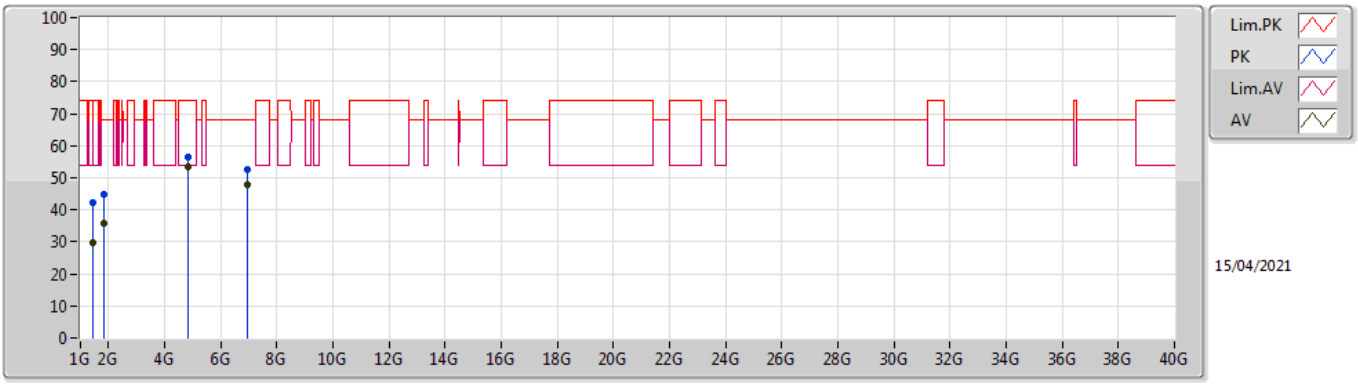

Type	Freq	Level	Limit	Margin	Factor	Dist	Condition	Azimuth	Height	Comment	Raw	AF	CL	PA
	(Hz)	(dBuV/m)	(dBuV/m)	(dB)	(dB)	(m)		(°)	(m)		(dBuV)	(dB)	(dB)	(dB)
AV	1.42G	29.69	54.00	-24.31	-1.98	3	Vertical	0	1.50	-	31.67	26.04	3.22	31.24
AV	1.852G	35.66	68.20	-32.54	-1.16	3	Vertical	0	1.50	-	36.82	25.51	3.75	30.42
AV	4.85405G	53.30	54.00	-0.70	8.53	3	Vertical	212	1.50	-	44.77	31.20	6.55	29.22
AV	6.94669G	47.81	68.20	-20.39	12.35	3	Vertical	349	2.01	-	35.46	34.79	7.47	29.91
PK	1.42G	42.28	74.00	-31.72	-1.98	3	Vertical	0	1.50	-	44.26	26.04	3.22	31.24
PK	1.852G	44.67	68.20	-23.53	-1.16	3	Vertical	0	1.50	-	45.83	25.51	3.75	30.42
PK	4.852G	56.52	74.00	-17.48	8.53	3	Vertical	212	1.50	-	47.99	31.20	6.55	29.22
PK	6.952G	52.60	68.20	-15.60	12.38	3	Vertical	349	2.01	-	40.22	34.81	7.48	29.91

Radiated Emissions above 1GHz_Mode 1

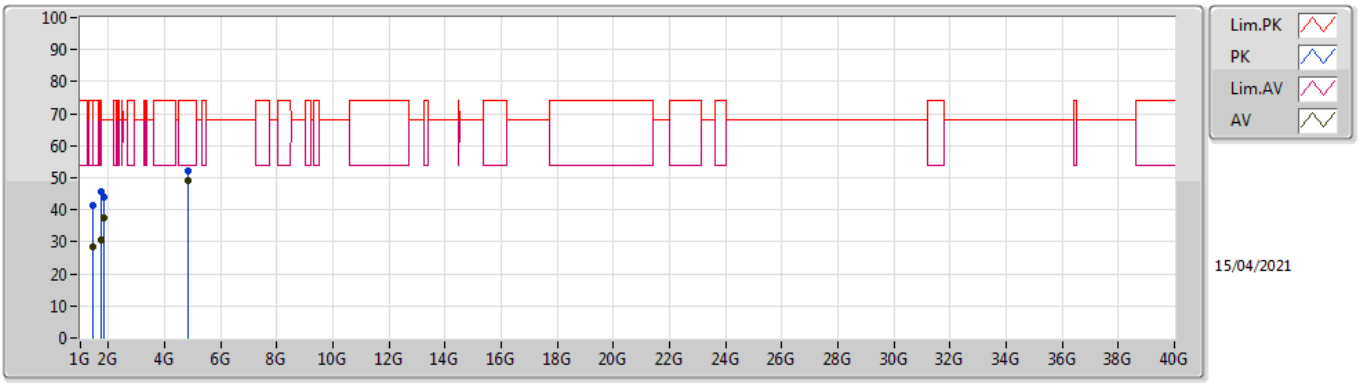

Type	Freq	Level	Limit	Margin	Factor	Dist	Condition	Azimuth	Height	Comment	Raw	AF	CL	PA
	(Hz)	(dBuV/m)	(dBuV/m)	(dB)	(dB)	(m)		(°)	(m)		(dBuV)	(dB)	(dB)	(dB)
AV	1.42G	28.47	54.00	-25.53	-1.98	3	Horizontal	360	1.50	-	30.45	26.04	3.22	31.24
AV	1.74496G	30.71	68.20	-37.49	-1.76	3	Horizontal	88	1.11	-	32.47	25.19	3.62	30.57
AV	1.8409G	37.45	68.20	-30.75	-1.25	3	Horizontal	76	1.15	-	38.70	25.45	3.74	30.44
AV	4.85398G	49.07	54.00	-4.93	8.53	3	Horizontal	222	1.66	-	40.54	31.20	6.55	29.22
PK	1.42G	41.37	74.00	-32.63	-1.98	3	Horizontal	360	1.50	-	43.35	26.04	3.22	31.24
PK	1.744G	45.85	68.20	-22.35	-1.76	3	Horizontal	88	1.11	-	47.61	25.19	3.62	30.57
PK	1.84G	43.84	68.20	-24.36	-1.26	3	Horizontal	76	1.15	-	45.10	25.44	3.74	30.44
PK	4.852G	52.12	74.00	-21.88	8.53	3	Horizontal	222	1.66	-	43.59	31.20	6.55	29.22