FCC Radio Test Report

FCC ID	:	**XNI-ID215183**
Contain FCC ID	:	**XMR201807EG95NA**
Equipment	:	**Cellular Router Gen2 Hotspot Only**
Brand Name	:	**LCI**
Model Name	:	**2021015318**
Applicant	:	**Lippert Components 6801 15 Mile Road Sterling Heights Michigan United States 48312**
Manufacturer	:	**Lippert Components 6801 15 Mile Road Sterling Heights Michigan United States 48312**
Standard	:	**47 CFR FCC Part 15.407**

The product was received on Dec. 21, 2020, and testing was started from Feb. 19, 2021 and completed on Apr. 14, 2021. We, SPORTON INTERNATIONAL INC. Hsinhua Laboratory, would like to declare that the tested sample has been evaluated in accordance with the procedures given in ANSI C63.10-2013 and shown compliance with the applicable technical standards.

The test results in this report apply exclusively to the tested model / sample. Without written approval of SPORTON INTERNATIONAL INC. Hsinhua Laboratory, the test report shall not be reproduced except in full.

Allen Lin

Approved by: Allen Lin

SPORTON INTERNATIONAL INC. Hsinhua Laboratory

No.52, Huaya 1st Rd., Guishan Dist., Taoyuan City 333411, Taiwan (R.O.C.)

Table of Contents

HISTORY OF THIS TEST REPORT **3**

SUMMARY OF TEST RESULT **4**

1 GENERAL DESCRIPTION **5**

1.1 Information 5
1.2 Testing Applied Standards 8
1.3 Testing Location Information 8
1.4 Measurement Uncertainty 8

2 TEST CONFIGURATION OF EUT **9**

2.1 Test Condition 9
2.2 Test Channel Mode 9
2.3 The Worst Case Measurement Configuration 11
2.4 Support Equipment 12
2.5 Test Setup Diagram 13

3 TRANSMITTER TEST RESULT **15**

3.1 AC Power-line Conducted Emissions 15
3.2 Emission Bandwidth 17
3.3 Maximum Conducted Output Power 18
3.4 Peak Power Spectral Density 20
3.5 Unwanted Emissions 22

4 TEST EQUIPMENT AND CALIBRATION DATA **26**

APPENDIX A. TEST RESULTS OF AC POWER-LINE CONDUCTED EMISSIONS

APPENDIX B. TEST RESULTS OF EMISSION BANDWIDTH

APPENDIX C. TEST RESULTS OF MAXIMUM CONDUCTED OUTPUT POWER

APPENDIX D. TEST RESULTS OF PEAK POWER SPECTRAL DENSITY

APPENDIX E. TEST RESULTS OF UNWANTED EMISSIONS

APPENDIX F. TEST RESULTS OF RADIATED EMISSION CO-LOCATION

APPENDIX G. TEST PHOTOS

PHOTOGRAPHS OF EUT V01

History of this test report

Report No.	Version	Description	Issued Date
FR071332AN	01	Initial issue of report	Aug. 20, 2021

Summary of Test Result

Report Clause	Ref. Std. Clause	Test Items	Result (PASS/FAIL)	Remark
1.1.2	15.203	Antenna Requirement	PASS	-
3.1	15.207	AC Power-line Conducted Emissions	PASS	-
3.2	15.407(a)	Emission Bandwidth	PASS	-
3.3	15.407(a)	Maximum Conducted Output Power	PASS	-
3.4	15.407(a)	Peak Power Spectral Density	PASS	-
3.5	15.407(b)	Unwanted Emissions	PASS	-

Declaration of Conformity:
The test results with all measurement uncertainty excluded are presented in accordance with the regulation limits or requirements declared by manufacturers.
Comments and explanations:
The EUT supports beamforming and CDD modes, and the CDD mode is the worse case. Therefore, all test items are evaluated in the report. The beamforming mode only evaluateds the output power.

Reviewed by: Sam Tsai

Report Producer: Michelle Tsai

1 General Description

1.1 Information

1.1.1 RF General Information

Frequency Range (MHz)	IEEE Std. 802.11	Ch. Frequency (MHz)	Channel Number
5150-5250	a, n (HT20), ac (VHT20)	5180-5240	36-48 [4]
5725-5850		5745-5825	149-165 [5]
5150-5250	n (HT40), ac (VHT40)	5190-5230	38-46 [2]
5725-5850		5755-5795	151-159 [2]
5150-5250	ac (VHT80)	5210	42 [1]
5725-5850		5775	155 [1]

Non-Beamforming

Band	Mode	BWch (MHz)	Nant
5.15-5.25GHz	802.11a	20	2TX
5.725-5.85GHz	802.11a	20	2TX
5.15-5.25GHz	802.11ac VHT20	20	2TX
5.725-5.85GHz	802.11ac VHT20	20	2TX
5.15-5.25GHz	802.11ac VHT40	40	2TX
5.725-5.85GHz	802.11ac VHT40	40	2TX
5.15-5.25GHz	802.11ac VHT80	80	2TX
5.725-5.85GHz	802.11ac VHT80	80	2TX

Beamforming

Band	Mode	BWch (MHz)	Nant
5.15-5.25GHz	802.11ac VHT20-BF	20	2TX
5.725-5.85GHz	802.11ac VHT20-BF	20	2TX
5.15-5.25GHz	802.11ac VHT40-BF	40	2TX
5.725-5.85GHz	802.11ac VHT40-BF	40	2TX
5.15-5.25GHz	802.11ac VHT80-BF	80	2TX
5.725-5.85GHz	802.11ac VHT80-BF	80	2TX

Note:
- 11a, HT20 and HT40 use a combination of OFDM-BPSK, QPSK, 16QAM, 64QAM modulation.
- VHT20, VHT40, VHT80 use a combination of OFDM-BPSK, QPSK, 16QAM, 64QAM, 256QAM modulation.
- BWch is the nominal channel bandwidth.

1.1.2 Antenna Information

Ant.	Brand	Model Name	Antenna Type	Connector
1	Lynwave	ALX20P-222AA2-00	PCB antenna	I-PEX
2	Lynwave	ALX20P-222AA2-00	PCB antenna	I-PEX

Ant.	Port	Gain (dBi)	
		2.4G	5G
1	1	2.8	4.1
2	2	2.8	4.1

For 2.4GHz function:

For IEEE 802.11 b/g/n/VHT mode (2TX/2RX)

Ant. 1 (port 1) and Ant. 2 (port 2) could transmit/receive.

For 5GHz function:

For IEEE 802.11 a/n/ac mode (2TX/2RX)

Ant. 1 (port 1) and Ant. 2 (port 2) could transmit/receive.

1.1.3 EUT Information

Operational Condition				
EUT Power Type	From AC Adapter			
EUT Function	☐	Outdoor AP	☒	Indoor AP
	☐	Fixed P2P AP	☐	Indoor Client
Beamforming Function	☒	With beamforming	☐	Without beamforming

Type of EUT		
☒	Stand-alone	
☐	Combined (EUT where the radio part is fully integrated within another device)	
	Combined Equipment - Brand Name / Model No.:	…
☐	Plug-in radio (EUT intended for a variety of host systems)	
	Host System - Brand Name / Model No.:	
☐	Other:	

1.1.4 Mode Test Duty Cycle

Non-Beamforming

Mode	DC	DCF(dB)	T(s)	VBW(Hz) ≥ 1/T
802.11a_Nss1,(6Mbps)_2TX	1	0	n/a (DC>=0.98)	n/a (DC>=0.98)
802.11ac VHT20_Nss1,(MCS0)_2TX	1	0	n/a (DC>=0.98)	n/a (DC>=0.98)
802.11ac VHT40_Nss1,(MCS0)_2TX	1	0	n/a (DC>=0.98)	n/a (DC>=0.98)
802.11ac VHT80_Nss1,(MCS0)_2TX	1	0	n/a (DC>=0.98)	n/a (DC>=0.98)

Note. If DC < 0.98, the DCF was added while measuring Output power and PSD.

Beamforming

Mode	DC	DCF(dB)	T(s)	VBW(Hz) ≥ 1/T
802.11ac VHT20-BF_Nss1,(MCS0)_2TX	1	0	n/a (DC>=0.98)	n/a (DC>=0.98)
802.11ac VHT40-BF_Nss1,(MCS0)_2TX	1	0	n/a (DC>=0.98)	n/a (DC>=0.98)
802.11ac VHT80-BF_Nss1,(MCS0)_2TX	1	0	n/a (DC>=0.98)	n/a (DC>=0.98)

Note. If DC < 0.98, the DCF was added while measuring Output power and PSD.

1.2 Testing Applied Standards

According to the specifications of the manufacturer, the EUT must comply with the requirements of the following standards:

- 47 CFR FCC Part 15
- ANSI C63.10-2013
- KDB 789033 D02 v02r01

The following reference test guidance is not within the scope of accreditation of TAF:

- KDB 662911 D01 v02r01
- KDB 414788 D01 v01r01

1.3 Testing Location Information

Test Lab.：Sporton International Inc. Hsinhua Laboratory				
☒ Hsinhua (**TAF:** 3785**)**	**ADD:** No.52, Huaya 1st Rd., Guishan Dist., Taoyuan City 333411, Taiwan (R.O.C.)			
	TEL: 886-3-327-3456		**FAX:** 886-3-327-0973	
Test site Designation No. TW1190 with FCC.				
Test Condition	**Test Site No.**	**Test Engineer**	**Test Environment**	**Test Date**
AC Conduction	CO04-HY	Edward Wang	20.8~22.7°C / 54~58%	09/Mar/2021
RF Conducted	TH07-HY	Justin Pan	23~26.9°C / 53.5~60%	24/Feb/2021
☒ Wen 33rd.St. (**TAF:** 3785**)**	**ADD:** No.14-1, Ln. 19, Wen 33rd St., Guishan Dist., Taoyuan City 333010, Taiwan (R.O.C.)			
	TEL: 886-3-318-0787		**FAX:** 886-3-318-0287	
Test site Designation No. TW0008 with FCC.				
Test Condition	**Test Site No.**	**Test Engineer**	**Test Environment**	**Test Date**
Radiated	03CH09-HY	Daniel Hsu	22.3~24.2°C / 53~57%	19/Feb/2021~23/Feb/2021
Radiated (Co-location)	03CH09-HY	Daniel Hsu	21.5~25.3°C / 56~57%	14/Apr/2021

1.4 Measurement Uncertainty

ISO/IEC 17025 requires that an estimate of the measurement uncertainties associated with the emissions test results be included in the report. The measurement uncertainties given below are based on a 95% confidence level (based on a coverage factor (k=2)

Test Items	**Uncertainty**	**Remark**
Conducted Emission (150kHz ~ 30MHz)	0.9 dB	Confidence levels of 95%
Radiated Emission (9kHz ~ 30MHz)	2.4 dB	Confidence levels of 95%
Radiated Emission (30MHz ~ 1,000MHz)	3.7 dB	Confidence levels of 95%
Radiated Emission (1GHz ~ 18GHz)	3.6 dB	Confidence levels of 95%
Radiated Emission (18GHz ~ 40GHz)	3.5 dB	Confidence levels of 95%
Conducted Emission	1.0 dB	Confidence levels of 95%
Temperature	0.41 °C	Confidence levels of 95%
Humidity	3.4 %	Confidence levels of 95%

2 Test Configuration of EUT

2.1 Test Condition

Condition Item	Abbreviation/Remark	Remark
TnomVnom	Tnom	20°C
-	Vnom	120V

2.2 Test Channel Mode

Test Software Version	RTL819x 3.6 -2019/04/19

Non-Beamforming

Mode	Power Setting
802.11a_Nss1,(6Mbps)_2TX	-
5180MHz	121,121
5200MHz	127,127
5240MHz	119,119
5745MHz	93,93
5785MHz	97,97
5825MHz	99,99
802.11ac VHT20_Nss1,(MCS0)_2TX	-
5180MHz	114,114
5200MHz	124,124
5240MHz	125,125
5745MHz	112,112
5785MHz	102,102
5825MHz	105,105
802.11ac VHT40_Nss1,(MCS0)_2TX	-
5190MHz	108,108
5230MHz	127,127
5755MHz	108,108
5795MHz	105,105
802.11ac VHT80_Nss1,(MCS0)_2TX	-
5210MHz	104,104
5775MHz	113,113

Beamforming

Mode	Power Setting
802.11ac VHT20-BF_Nss1,(MCS0)_2TX	-
5180MHz	114,114
5200MHz	124,124
5240MHz	125,125
5745MHz	112,112
5785MHz	102,102
5825MHz	105,105
802.11ac VHT40-BF_Nss1,(MCS0)_2TX	-
5190MHz	108,108
5230MHz	127,127
5755MHz	108,108
5795MHz	105,105
802.11ac VHT80-BF_Nss1,(MCS0)_2TX	-
5210MHz	104,104
5775MHz	113,113

2.3 The Worst Case Measurement Configuration

The Worst Case Mode for Following Conformance Tests	
Tests Item	AC power-line conducted emissions
Condition	AC power-line conducted measurement for line and neutral
Operating Mode	CTX
1	Adapter mode

The Worst Case Mode for Following Conformance Tests	
Tests Item	Emission Bandwidth Maximum Conducted Output Power Peak Power Spectral Density
Test Condition	Conducted measurement at transmit chains

The Worst Case Mode for Following Conformance Tests			
Tests Item	Emissions in Restricted Frequency Bands		
Test Condition	Radiated measurement If EUT consist of multiple antenna assembly (multiple antenna are used in EUT regardless of spatial multiplexing MIMO configuration), the radiated test should be performed with highest antenna gain of each antenna type.		
Operating Mode < 1GHz	CTX		
1	Adapter mode		
Operating Mode > 1GHz	CTX		
Orthogonal Planes of EUT	**X Plane**	**Y Plane**	**Z Plane**
Worst Planes of EUT			V

The Worst Case Mode for Following Conformance Tests	
Tests Item	Simultaneous Transmission Analysis
Test Condition	Radiated measurement
Operating Mode	Normal Link
1	WLAN 2.4GHz+WLAN 5GHz
Refer to Sporton Test Report No.: Appendix F for Radiated Emission Co-location.	
Operating Mode	Normal Link
1	WLAN 2.4GHz+WLAN 5GHz+LTE
Refer to Sporton Test Report No.: FA071332 for Co-location RF Exposure Evaluation.	

2.4 Support Equipment

Support Equipment – AC Conduction and Radiated					
No.	**Equipment**	**Brand Name**	**Model Name**	**FCC ID**	**Remark**
1	AC Adapter	Asian Power Devices inc.	DA-48T12	-	Provided by Customer

Support Equipment – Conducted					
No.	**Equipment**	**Brand Name**	**Model Name**	**FCC ID**	**Remark**
1	Notebook	DELL	PP13S	-	-
2	Adapter for NB	DELL	LA90PS0-00	-	-
3	AC Adapter	Asian Power Devices inc.	DA-48T12	-	Provided by Customer

2.5 Test Setup Diagram

Test Setup Diagram – AC Line Conducted Emission Test

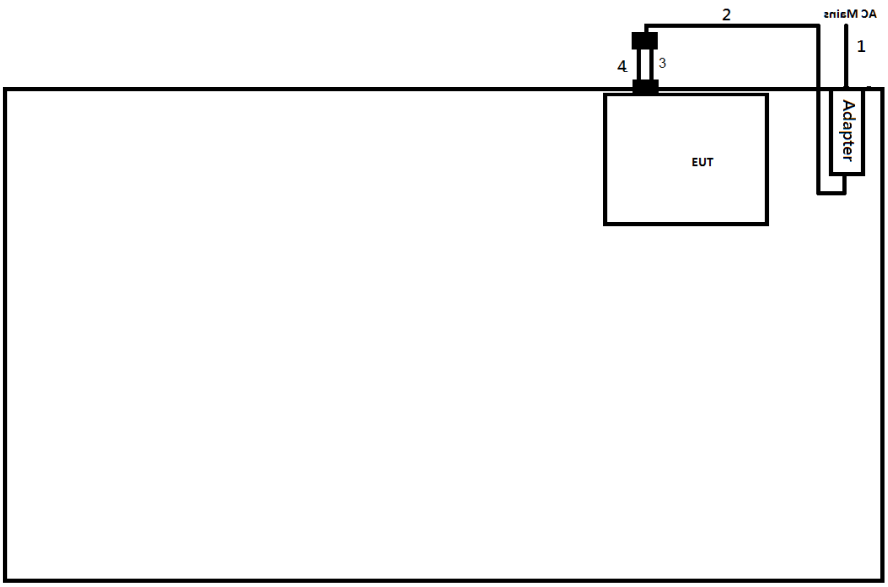

Item	Connection	Shielded	Length(m)	Remark
1	AC Power cable	No	1.5	-
2	DC Power cable	No	1.5	-
3	DC Power cable(+)	No	0.08	-
4	DC Power cable(-)	No	0.08	-

Test Setup Diagram - Radiated Test

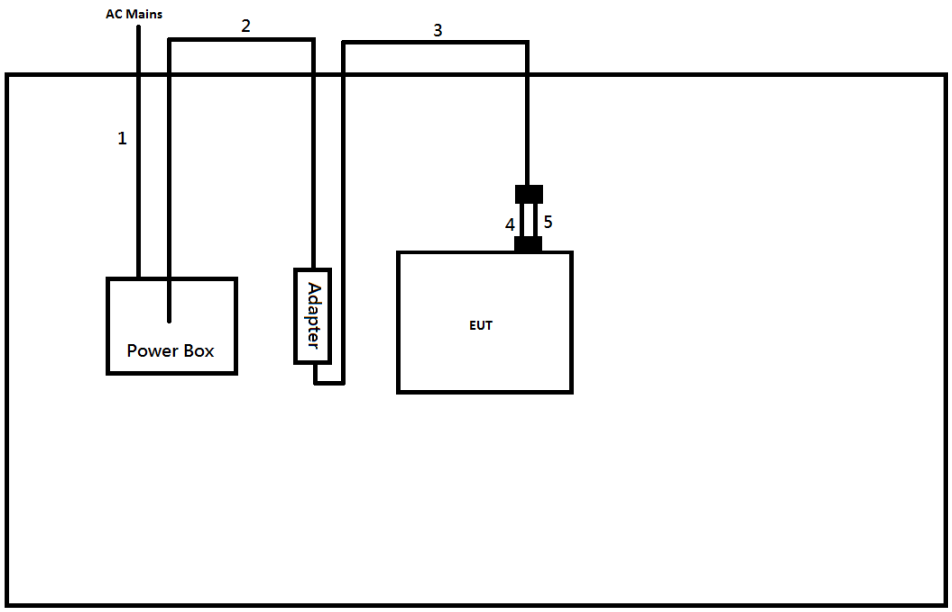

Item	Connection	Shielded	Length(m)	Remark
1	AC Power cable	No	1.8	-
2	AC Power cable	No	1.5	-
3	DC Power cable	No	1.5	-
4	DC Power cable(+)	No	0.08	-
5	DC Power cable(-)	No	0.08	-

3 Transmitter Test Result

3.1 AC Power-line Conducted Emissions

3.1.1 AC Power-line Conducted Emissions Limit

AC Power-line Conducted Emissions Limit		
Frequency Emission (MHz)	**Quasi-Peak**	**Average**
0.15-0.5	66 - 56 *	56 - 46 *
0.5-5	56	46
5-30	60	50
Note 1: * Decreases with the logarithm of the frequency.		

3.1.2 Measuring Instruments

Refer a test equipment and calibration data table in this test report.

3.1.3 Test Procedures

Test Method
☒ Refer as ANSI C63.10-2013, clause 6.2 for AC power-line conducted emissions.

3.1.4 Measurement Results Calculation

The measured Level is calculated using:
Corrected Reading: Raw(Read Level) +LISN(LISN Factor) + CL(Cable Loss) + AT(Attenuator).

3.1.5 Test Setup

AC Power-line Conducted Emissions

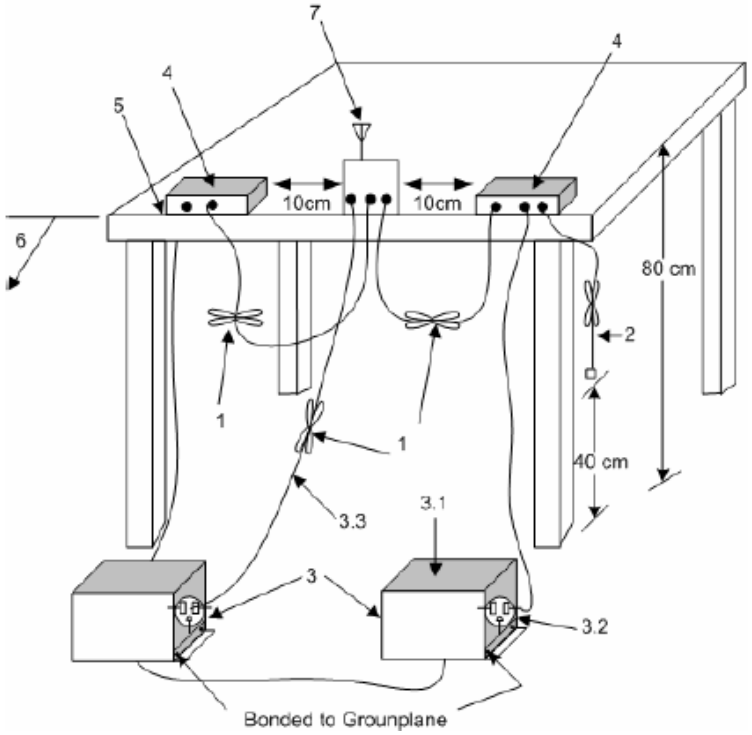

1—Interconnecting cables that hang closer than 40 cm to the ground plane shall be folded back and forth in the center forming a bundle 30 cm to 40 cm long.
2—The I/O cables that are not connected to an accessory shall be bundled in the center. The end of the cable may be terminated, if required, using the correct terminating impedance. The overall length shall not exceed 1 m.
3—EUT connected to one LISN. Unused LISN measuring port connectors shall be terminated in 50Ωloads. LISN may be placed on top of, or immediately beneath, reference ground plane.
3.1—All other equipment powered from additional LISN(s).
3.2—A multiple-outlet strip may be used for multiple power cords of non-EUT equipment.
3.3—LISN at least 80 cm from nearest part of EUT chassis.
4—Non-EUT components of EUT system being tested.
5—Rear of EUT, including peripherals, shall all be aligned and flush with edge of tabletop.
6—Edge of tabletop shall be 40 cm removed from a vertical conducting plane that is bonded to the ground plane.
7—Antenna can be integral or detachable. If detachable, then the antenna shall be attached for this test.

3.1.6 Test Result of AC Power-line Conducted Emissions

Refer as Appendix A

3.2 Emission Bandwidth

3.2.1 Emission Bandwidth Limit

Emission Bandwidth Limit	
UNII Devices	
☒	For the 5.15-5.25 GHz band, N/A
☐	For the 5.25-5.35 GHz band, N/A
☐	For the 5.47-5.725 GHz band, N/A
☒	For the 5.725-5.85 GHz band, 6 dB emission bandwidth ≥ 500kHz.

3.2.2 Measuring Instruments

Refer a test equipment and calibration data table in this test report.

3.2.3 Test Procedures

Test Method		
▪	For the emission bandwidth shall be measured using one of the options below:	
	☒	Refer as KDB 789033, clause C for EBW and clause D for OBW measurement.
	☐	Refer as ANSI C63.10, clause 6.9.3 for occupied bandwidth testing.
	☐	Refer as IC RSS-Gen, clause 6.7 for bandwidth testing.

3.2.4 Test Setup

Emission Bandwidth

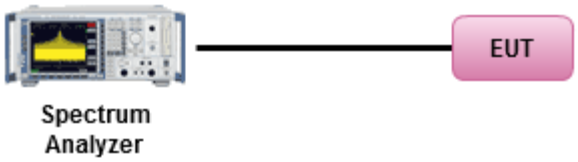

3.2.5 Test Result of Emission Bandwidth

Refer as Appendix B

3.3 Maximum Conducted Output Power

3.3.1 Maximum Conducted Output Power Limit

Maximum Conducted Output Power Limit	
UNII Devices	
☒	For the 5.15-5.25 GHz band:
	▪ Outdoor AP: the maximum conducted output power (P_{Out}) shall not exceed the lesser of 1 W. If G_{TX} > 6 dBi, then P_{Out} = 30 – (G_{TX} – 6). e.i.r.p. at any elevation angle above 30 degrees ≤ 125mW [21dBm]
	▪ Indoor AP: the maximum conducted output power (P_{Out}) shall not exceed the lesser of 1 W. If G_{TX} > 6 dBi, then P_{Out} = 30 – (G_{TX} – 6)
	▪ Point-to-point AP: the maximum conducted output power (P_{Out}) shall not exceed the lesser of 1 W If G_{TX} > 23 dBi, then P_{Out} = 30 – (G_{TX} – 23).
	▪ Mobile or Portable Client: the maximum conducted output power (P_{Out}) shall not exceed the lesser of 250 mW. If G_{TX} > 6 dBi, then P_{Out} = 24 – (G_{TX} – 6).
☐	For the 5.25-5.35 GHz band, the maximum conducted output power (P_{Out}) shall not exceed the lesser of 250 mW or 11 dBm + 10 log B, where B is the 26 dB emission bandwidth in MHz. If G_{TX} > 6 dBi, then P_{Out} = 24 – (G_{TX} – 6).
☐	For the 5.47-5.725 GHz band, the maximum conducted output power (P_{Out}) shall not exceed the lesser of 250 mW or 11 dBm + 10 log B, where B is the 26 dB emission bandwidth in MHz. If G_{TX} > 6 dBi, then P_{Out} = 24 – (G_{TX} – 6).
☒	For the 5.725-5.85 GHz band:
	▪ Point-to-multipoint systems (P2M): the maximum conducted output power (P_{Out}) shall not exceed the lesser of 1 W. If G_{TX} > 6 dBi, then P_{Out} = 30 – (G_{TX} – 6).
	▪ Point-to-point systems (P2P): the maximum conducted output power (P_{Out}) shall not exceed the lesser of 1 W.
P_{Out} = maximum conducted output power in dBm, **G_{TX}** = the maximum transmitting antenna directional gain in dBi.	

3.3.2 Measuring Instruments

Refer a test equipment and calibration data table in this test report.

3.3.3 Test Procedures

Test Method	
▪ Maximum Conducted Output Power	
	Duty cycle ≥ 98%
	☐ Refer as KDB 789033, clause E Method SA-2 (spectral trace averaging).
	Duty cycle < 98%
	☐ Refer as KDB 789033, clause E Method SA-2 Alt. (RMS detection with slow sweep speed)
	Wideband RF power meter and average over on/off periods with duty factor
	☒ Refer as KDB 789033, clause E Method PM (using an RF average power meter).
▪ For conducted measurement.	
	▪ If the EUT supports multiple transmit chains using options given below: Refer as KDB 662911, In-band power measurements. Using the measure-and-sum approach, measured all transmit ports individually. Sum the power (in linear power units e.g., mW) of all ports for each individual sample and save them.
	▪ If multiple transmit chains, EIRP calculation could be following as methods: $P_{total} = P_1 + P_2 + \ldots + P_n$ (calculated in linear unit [mW] and transfer to log unit [dBm]) $EIRP_{total} = P_{total} + DG$

3.3.4 Test Setup

RF Output Power (Power Meter)
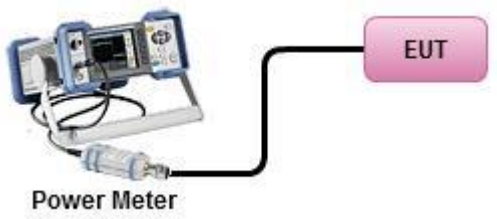

3.3.5 Test Result of Maximum Conducted Output Power

Refer as Appendix C

3.4 Peak Power Spectral Density

3.4.1 Peak Power Spectral Density Limit

Peak Power Spectral Density Limit	
UNII Devices	
☒	For the 5.15-5.25 GHz band:
	▪ Outdoor AP: the peak power spectral density (PPSD) shall not exceed the lesser of 17dBm/MHz. If G_{TX} > 6 dBi, then P_{Out} = 17 – (G_{TX} – 6).
	▪ Indoor AP: the peak power spectral density (PPSD) shall not exceed the lesser of 17dBm/MHz. If G_{TX} > 6 dBi, then P_{Out} = 17 – (G_{TX} – 6).
	▪ Point-to-point AP: the peak power spectral density (PPSD) shall not exceed the lesser of 17dBm/MHz. If G_{TX} > 23 dBi, then P_{Out} = 17 – (G_{TX} – 23).
	▪ Mobile or Portable Client: the peak power spectral density (PPSD) ≤ 11 dBm/MHz. If G_{TX} > 6 dBi, then PPSD= 11 – (G_{TX} – 6)..
☐	For the 5.25-5.35 GHz band, the peak power spectral density (PPSD) ≤ 11 dBm/MHz. If G_{TX} > 6 dBi, then PPSD= 11 – (G_{TX} – 6).
☐	For the 5.47-5.725 GHz band, the peak power spectral density (PPSD) ≤ 11 dBm/MHz. If G_{TX} > 6 dBi, then PPSD= 11 – (G_{TX} – 6).
☒	For the 5.725-5.85 GHz band:
	▪ Point-to-multipoint systems (P2M): the peak power spectral density (PPSD) ≤ 30 dBm/500kHz. If G_{TX} > 6 dBi, then PPSD= 30 – (G_{TX} – 6).
	▪ Point-to-point systems (P2P): the peak power spectral density (PPSD) ≤ 30 dBm/500kHz.
PPSD = peak power spectral density that he same method as used to determine the conducted output power shall be used to determine the power spectral density. And power spectral density in dBm/MHz **G_{TX}** = the maximum transmitting antenna directional gain in dBi.	

3.4.2 Measuring Instruments

Refer a test equipment and calibration data table in this test report.

3.4.3 Test Procedures

Test Method		
▪ Peak power spectral density procedures that the same method as used to determine the conducted output power shall be used to determine the peak power spectral density and use the peak search function on the spectrum analyzer to find the peak of the spectrum. For the peak power spectral density shall be measured using below options:		
	☐ Refer as KDB 789033, F)5) power spectral density can be measured using resolution bandwidths < 1 MHz provided that the results are integrated over 1 MHz bandwidth	
	Duty cycle ≥ 98%	
	☒ Refer as KDB 789033, clause E Method SA-2 (spectral trace averaging).	
	Duty cycle < 98%	
	☐ Refer as KDB 789033, clause E Method SA-2 Alt. (RMS detection with slow sweep speed)	
▪ For conducted measurement.		
	▪ If the EUT supports multiple transmit chains using options given below:	
		▪ Measure and sum the spectra across the outputs. Refer as KDB 662911, In-band power spectral density (PSD). Sample all transmit ports simultaneously using a spectrum analyzer for each transmit port. Where the trace bin-by-bin of each transmit port summing can be performed. (i.e., in the first spectral bin of output 1 is summed with that in the first spectral bin of output 2 and that from the first spectral bin of output 3, and so on up to the NTX output to obtain the value for the first frequency bin of the summed spectrum.). Add up the amplitude (power) values for the different transmit chains and use this as the new data trace.
	▪	If multiple transmit chains, EIRP PPSD calculation could be following as methods: $PPSD_{total} = PPSD_1 + PPSD_2 + \ldots + PPSD_n$ (calculated in linear unit [mW] and transfer to log unit [dBm]) $EIRP_{total} = PPSD_{total} + DG$

3.4.4 Test Setup

Power Spectral Density


3.4.5 Test Result of Peak Power Spectral Density

Refer as Appendix D

3.5 Unwanted Emissions

3.5.1 Transmitter Radiated Unwanted Emissions Limit

Unwanted emissions below 1 GHz and restricted band emissions above 1GHz limit			
Frequency Range (MHz)	**Field Strength (uV/m)**	**Field Strength (dBuV/m)**	**Measure Distance (m)**
0.009~0.490	2400/F(kHz)	48.5 - 13.8	300
0.490~1.705	24000/F(kHz)	33.8 - 23	30
1.705~30.0	30	29	30
30~88	100	40	3
88~216	150	43.5	3
216~960	200	46	3
Above 960	500	54	3

Note 1: Test distance for frequencies at or above 30 MHz, measurements may be performed at a distance other than the limit distance provided they are not performed in the near field and the emissions to be measured can be detected by the measurement equipment. When performing measurements at a distance other than that specified, the results shall be extrapolated to the specified distance using an extrapolation factor of 20 dB/decade (inverse of linear distance for field-strength measurements, inverse of linear distance-squared for power-density measurements).

Note 2: Test distance for frequencies at below 30 MHz, measurements may be performed at a distance closer than the EUT limit distance; however, an attempt should be made to avoid making measurements in the near field. When performing measurements below 30 MHz at a closer distance than the limit distance, the results shall be extrapolated to the specified distance by either making measurements at a minimum of two or more distances on at least one radial to determine the proper extrapolation factor or by using the square of an inverse linear distance extrapolation factor (40 dB/decade). The test report shall specify the extrapolation method used to determine compliance of the EUT.

Note 3: Using the distance of 1m during the test for above 18 GHz, and the test value to correct for the distance factor at 3m.

Un-restricted band emissions above 1GHz Limit	
Operating Band	**Limit**
5.15 - 5.25 GHz	e.i.r.p. -27 dBm [68.2 dBuV/m@3m]
5.25 - 5.35 GHz	e.i.r.p. -27 dBm [68.2 dBuV/m@3m]
5.47 - 5.725 GHz	e.i.r.p. -27 dBm [68.2 dBuV/m@3m]
5.725 - 5.85 GHz	5.650-5700 GHz: e.i.r.p. -27 ~ 10 dBm [68.2 ~ 105.2 dBuV/m@3m] 5.700-5720 GHz: e.i.r.p. 10 ~ 15.6 dBm [105.2 ~ 110.8 dBuV/m@3m] 5.720-5725 GHz: e.i.r.p. 15.6 ~ 27 dBm [110.8 ~ 122.2 dBuV/m@3m] 5.850-5.855 GHz: e.i.r.p. 27 ~ 15.6 dBm [122.2 ~ 110.8 dBuV/m@3m] 5.855-5.875 GHz: e.i.r.p. 15.6 ~ 10 dBm [110.8 ~ 105.2 dBuV/m@3m] 5.875-5.925 GHz: e.i.r.p. 10 ~ -27 dBm [105.2 ~ 68.2dBuV/m@3m] Other un-restricted band: e.i.r.p. -27 dBm [68.2 dBuV/m@3m]

Note 1: Measurements may be performed at a distance other than the limit distance provided they are not performed in the near field and the emissions to be measured can be detected by the measurement equipment. When performing measurements at a distance other than that specified, the results shall be extrapolated to the specified distance using an extrapolation factor of 20 dB/decade (inverse of linear distance for field-strength measurements, inverse of linear distance-squared for power-density measurements).

3.5.2 Measuring Instruments

Refer a test equipment and calibration data table in this test report.

3.5.3 Test Procedures

Test Method		
▪ Measurements may be performed at a distance other than the limit distance provided they are not performed in the near field and the emissions to be measured can be detected by the measurement equipment. Measurements shall not be performed at a distance greater than 30 m for frequencies above 30 MHz, unless it can be further demonstrated that measurements at a distance of 30 m or less are impractical. When performing measurements at a distance other than that specified, the results shall be extrapolated to the specified distance using an extrapolation factor of 20 dB/decade (inverse of linear distance for field-strength measurements, inverse of linear distance-squared for power-density measurements).		
▪ The average emission levels shall be measured in [duty cycle ≥ 98 or duty factor].		
▪ For the transmitter unwanted emissions shall be measured using following options below:		
	▪ Refer as KDB 789033, clause G)2) for unwanted emissions into non-restricted bands.	
	▪ Refer as KDB 789033, clause G)1) for unwanted emissions into restricted bands.	
		☒ Refer as KDB 789033, G)6) Method VB (ANSI C63.10, clause 4.1.4.2.3), Reduced VBW.
		☒ Refer as KDB 789033, clause G)5) (ANSI C63.10, clause 4.1.4.2.2), measurement procedure peak limit.
▪ For radiated measurement.		
	▪ Refer as ANSI C63.10, clause 6.4 for radiated emissions below 30 MHz and test distance is 3m.	
	▪ Refer as ANSI C63.10, clause 6.5 for radiated emissions 30 MHz to 1 GHz and test distance is 3m.	
	▪ Refer as ANSI C63.10, clause 6.6 for radiated emissions above 1GHz.	
▪ The any unwanted emissions level shall not exceed the fundamental emission level.		
▪ All amplitude of spurious emissions that are attenuated by more than 20 dB below the permissible value has no need to be reported.		
▪ Use the following spectrum analyzer settings:		
	▪ Set RBW=100 kHz for f < 1 GHz; VBW=3 * RBW; Sweep = auto; Detector function = peak; Trace = max hold.	
	▪ Set RBW = 1 MHz, VBW= 3MHz for f ≥ 1 GHz for peak measurement. For average measurement, refer as 1.1.4.	
▪ KDB 414788 Open-Field Test Sites and Chamber Correlation Justification.		
	▪ Based on FCC 15.31(f)(2): measurements may be performed at a distance closer than that specified in regulations; however, an attempt should be made to avoid making measurements in the near field.	
	▪ Open-field site and chamber correlation testing had been performed and chamber measured test result is the worst case test result.	

3.5.4 Measurement Results Calculation

The measured Level is calculated using:
Corrected Reading: Raw(Read Level) + AF(Antenna Factor) + CL(Cable Loss) - PA(Preamp Factor)

3.5.5 Test Setup

Transmitter Radiated Unwanted Emissions

9kHz ~30MHz

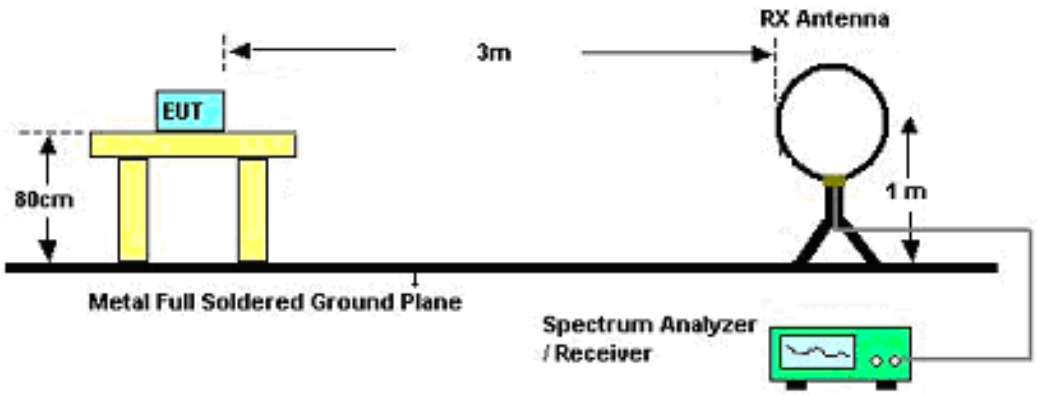

30MHz~1GHz

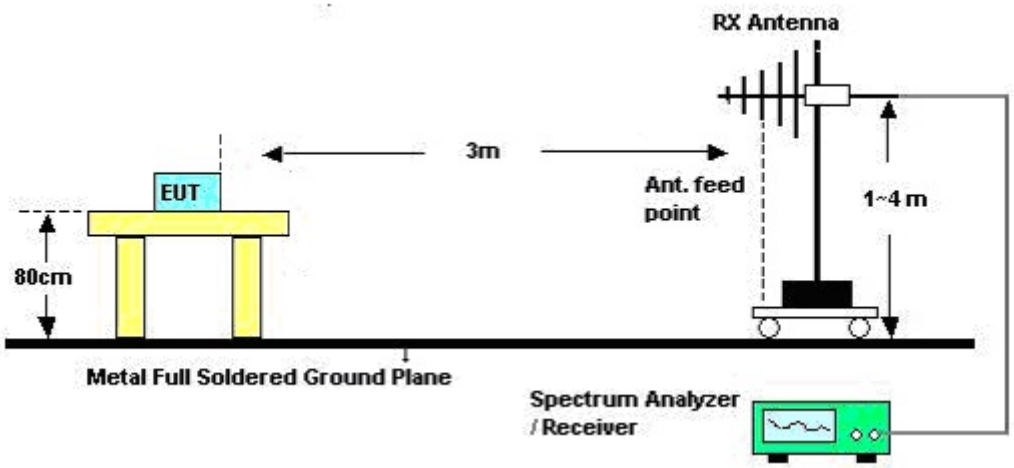

Above 1GHz

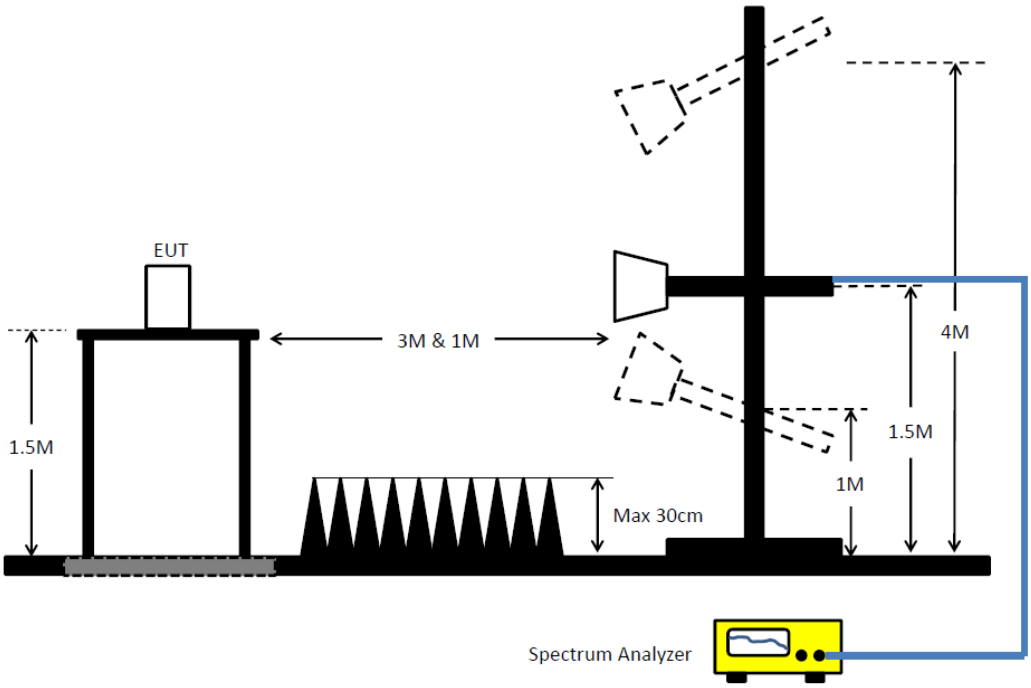

3.5.6 Transmitter Unwanted Emissions (Below 30MHz)

The amplitude of spurious emissions which are attenuated by more than 20dB below the permissible value has no need to be reported.

3.5.7 Test Result of Transmitter Unwanted Emissions

Refer as Appendix E

4 Test Equipment and Calibration Data

Instrument for AC Conduction

Instrument	Manufacturer /Brand	Model No.	Serial No.	Spec.	Calibration Date	Calibration Due Date
EMI Test Receiver	R&S	ESR3	102051	9kHz ~ 3.6GHz	29/May/2020	28/May/2021
LISN	R&S	ENV216	101295	9kHz ~ 30MHz	11/Nov/2020	10/Nov/2021
RF Cable 5m	TITAN	TITAN	CO04-cable-01	0.1MHz~200MHz	03/Mar/2021	02/Mar/2022
Impuls Begrenzer Pulse Limiter	SCHWARZBECK	VTSD 9561-F	9561-F041	9kHz ~ 30MHz	21/Sep/2020	20/Sep/2021

Instrument for Conducted Test

Instrument	Manufacturer /Brand	Model No.	Serial No.	Spec.	Calibration Date	Calibration Due Date
EXA Signal Analyzer	KEYSIGHT	N9010A	SG56070103	10Hz~44GHz	09/Mar/2020	08/Mar/2021
SMB100A Signal Generator	R&S	SMB100A03	181147	100kHz~40GHz	20/Oct/2020	19/Oct/2021
Pulse Sensor	Anritsu	MA2411B	1339407	300MHz~40GHz	27/Nov/2020	26/Nov/2021
Power Meter	Anritsu	ML2495A	1517010	300MHz~40GHz	27/Nov/2020	26/Nov/2021

Instrument for Radiated Test

Instrument	Manufacturer /Brand	Model No.	Serial No.	Spec.	Calibration Date	Calibration Due Date
3m Semi Anechoic Chamber	TDK	SAC-3M	03CH09-HY	30MHz~1GHz 3m	27/Mar/2020	26/Mar/2021
3m Semi Anechoic Chamber	TDK	SAC-3M	03CH09-HY	1GHz~18GHz 3m	19/Mar/2020	18/Mar/2021
EXA Signal Analyzer	KEYSIGHT	N9010A	MY54200885	10Hz~44GHz	11/Aug/2020	10/Aug/2021
Amplifier	EMC	EMC9135	980232	9kHz~1GHz	14/Apr/2020	13/Apr/2021
Microwave Preamplifier	Agilent	8449B	3008A02096	1GHz~26.5GHz	24/Jul/2020	23/Jul/2021
Bilog Antenna & 5dB Attenuator	TESEQ & MTJ	CBL6111D&MTJ6 102-05	35418 & 3	30MHz~1GHz	06/Sep/2020	05/Sep/2021
Double Ridged Guide Horn Antenna	SCHWARZBECK	BBHA 9120 D	BBHA9120 D 1534	1GHz~18GHz	28/May/2020	27/May/2021
RF Cable-low	Jye Bao	RG142	CB031+324530/4	9kHz~30MHz	03/Sep/2020	02/Sep/2021
RF Cable-low	Jye Bao	RG142	CB031+324530/4	30MHz~1GHz	09/Feb/2021	08/Feb/2022
RF CABLE 5m+3m+1m	HUBER+SUHNER	SUCOFLEX104	SN MY25918/4+ SN MY39478/4 + SN 324530/4	1GHz~40GHz	15/Aug/2020	14/Aug/2021
Broadband Horn Antenna	SCHWARZBECK	BBHA 9170	BBHA 9170221	18GHz~40GHz	13/Mar/2020	12/Mar/2021
Preamplifier	MITEQ	TTA1840-35-HG	1864481	18GHz~40GHz	10/Mar/2020	09/Mar/2021
Loop Antenna	TESEQ	HLA 6120	31244	9kHz~30MHz	16/Mar/2020	15/Mar/2021
EMI Test Receiver	R&S	ESR3	102051	9kHz~3.6GHz	29/May/2020	28/May/2021

Instrument for Radiated Test (Co-location)

Instrument	Manufacturer /Brand	Model No.	Serial No.	Spec.	Calibration Date	Calibration Due Date
3m Semi Anechoic Chamber	TDK	SAC-3M	03CH09-HY	1GHz~18GHz 3m	18/Mar/2021	17/Mar/2022
EXA Signal Analyzer	KEYSIGHT	N9010A	MY54200885	10Hz~44GHz	11/Aug/2020	10/Aug/2021
Microwave Preamplifier	Agilent	8449B	3008A02096	1GHz~26.5GHz	24/Jul/2020	23/Jul/2021
Double Ridged Guide Horn Antenna	SCHWARZBECK	BBHA 9120 D	BBHA9120 D 1534	1GHz~18GHz	28/May/2020	27/May/2021
RF CABLE 5m+3m+1m	HUBER+SUHNER	SUCOFLEX104	SN MY25918/4+ SN MY39478/4 + SN 324530/4	1GHz~40GHz	15/Aug/2020	14/Aug/2021
Broadband Horn Antenna	SCHWARZBECK	BBHA 9170	BBHA 9170221	15GHz~40GHz	11/Mar/2021	10/Mar/2022
Microwave Premplifier	EMC INSTRUMENTS	EM18G40G	060604	18GHz ~ 40GHz	09/Mar/2021	08/Mar/2022

Summary

Mode	Result	Type	Freq (Hz)	Level (dBuV)	Limit (dBuV)	Margin (dB)	Condition
Mode 1	Pass	AV	467.95k	19.60	46.55	-26.95	Neutral

Mode Configure

Mode	Result	Type	Freq (Hz)	Level (dBuV)	Limit (dBuV)	Margin (dB)	Condition	Comments
Mode 1	Pass	QP	151.807k	33.10	65.90	-32.80	Line	-
Mode 1	Pass	AV	151.807k	19.20	55.90	-36.70	Line	-
Mode 1	Pass	QP	225.388k	23.91	62.62	-38.71	Line	-
Mode 1	Pass	AV	225.388k	17.56	52.62	-35.06	Line	-
Mode 1	Pass	QP	466.086k	28.38	56.59	-28.21	Line	-
Mode 1	Pass	AV	466.086k	19.20	46.59	-27.39	Line	-
Mode 1	Pass	QP	2.301M	23.28	56.00	-32.72	Line	-
Mode 1	Pass	AV	2.301M	17.07	46.00	-28.93	Line	-
Mode 1	Pass	QP	3.584M	16.78	56.00	-39.22	Line	-
Mode 1	Pass	AV	3.584M	14.21	46.00	-31.79	Line	-
Mode 1	Pass	QP	5.364M	17.02	60.00	-42.98	Line	-
Mode 1	Pass	AV	5.364M	14.74	50.00	-35.26	Line	-
Mode 1	Pass	QP	183.137k	28.64	64.34	-35.70	Neutral	-
Mode 1	Pass	AV	183.137k	18.32	54.34	-36.02	Neutral	-
Mode 1	Pass	QP	214.845k	26.14	63.02	-36.88	Neutral	-
Mode 1	Pass	AV	214.845k	17.71	53.02	-35.31	Neutral	-
Mode 1	Pass	QP	467.95k	28.61	56.55	-27.94	Neutral	-
Mode 1	Pass	AV	467.95k	19.60	46.55	-26.95	Neutral	-
Mode 1	Pass	QP	2.32M	23.69	56.00	-32.31	Neutral	-
Mode 1	Pass	AV	2.32M	17.29	46.00	-28.71	Neutral	-
Mode 1	Pass	QP	5.81M	16.92	60.00	-43.08	Neutral	-
Mode 1	Pass	AV	5.81M	14.62	50.00	-35.38	Neutral	-
Mode 1	Pass	QP	7.652M	16.99	60.00	-43.01	Neutral	-
Mode 1	Pass	AV	7.652M	14.65	50.00	-35.35	Neutral	-

Conducted Emissions at Powerline_Mode 1

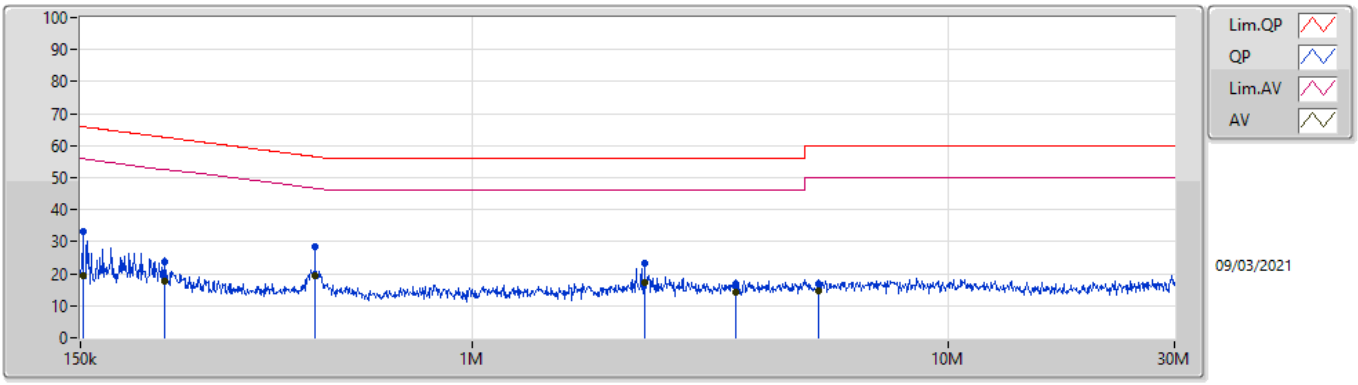

Type	Freq	Level	Limit	Margin	Factor	Condition	Comment	Raw	LISN	CL	AT
	(Hz)	(dBuV)	(dBuV)	(dB)	(dB)			(dBuV)	(dB)	(dB)	(dB)
QP	151.807k	33.10	65.90	-32.80	19.60	Line	-	13.50	9.69	0.01	9.90
AV	151.807k	19.20	55.90	-36.70	19.60	Line	-	-0.40	9.69	0.01	9.90
QP	225.388k	23.91	62.62	-38.71	19.59	Line	-	4.32	9.68	0.01	9.90
AV	225.388k	17.56	52.62	-35.06	19.59	Line	-	-2.03	9.68	0.01	9.90
QP	466.086k	28.38	56.59	-28.21	19.57	Line	-	8.81	9.67	0.02	9.88
AV	466.086k	19.20	46.59	-27.39	19.57	Line	-	-0.37	9.67	0.02	9.88
QP	2.301M	23.28	56.00	-32.72	19.59	Line	-	3.69	9.68	0.09	9.82
AV	2.301M	17.07	46.00	-28.93	19.59	Line	-	-2.52	9.68	0.09	9.82
QP	3.584M	16.78	56.00	-39.22	19.68	Line	-	-2.90	9.69	0.11	9.88
AV	3.584M	14.21	46.00	-31.79	19.68	Line	-	-5.47	9.69	0.11	9.88
QP	5.364M	17.02	60.00	-42.98	19.75	Line	-	-2.73	9.70	0.15	9.90
AV	5.364M	14.74	50.00	-35.26	19.75	Line	-	-5.01	9.70	0.15	9.90

Conducted Emissions at Powerline_Mode 1

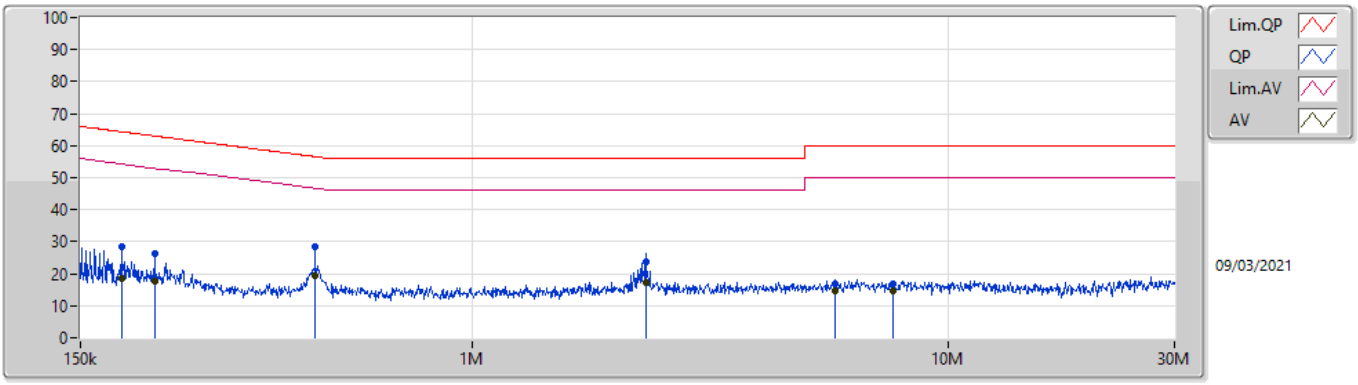

Type	Freq	Level	Limit	Margin	Factor	Condition	Comment	Raw	LISN	CL	AT
	(Hz)	(dBuV)	(dBuV)	(dB)	(dB)			(dBuV)	(dB)	(dB)	(dB)
QP	183.137k	28.64	64.34	-35.70	19.59	Neutral	-	9.05	9.68	0.01	9.90
AV	183.137k	18.32	54.34	-36.02	19.59	Neutral	-	-1.27	9.68	0.01	9.90
QP	214.845k	26.14	63.02	-36.88	19.59	Neutral	-	6.55	9.68	0.01	9.90
AV	214.845k	17.71	53.02	-35.31	19.59	Neutral	-	-1.88	9.68	0.01	9.90
QP	467.95k	28.61	56.55	-27.94	19.58	Neutral	-	9.03	9.67	0.03	9.88
AV	467.95k	19.60	46.55	-26.95	19.58	Neutral	-	0.02	9.67	0.03	9.88
QP	2.32M	23.69	56.00	-32.31	19.59	Neutral	-	4.10	9.68	0.09	9.82
AV	2.32M	17.29	46.00	-28.71	19.59	Neutral	-	-2.30	9.68	0.09	9.82
QP	5.81M	16.92	60.00	-43.08	19.77	Neutral	-	-2.85	9.71	0.16	9.90
AV	5.81M	14.62	50.00	-35.38	19.77	Neutral	-	-5.15	9.71	0.16	9.90
QP	7.652M	16.99	60.00	-43.01	19.80	Neutral	-	-2.81	9.72	0.18	9.90
AV	7.652M	14.65	50.00	-35.35	19.80	Neutral	-	-5.15	9.72	0.18	9.90

Summary

Mode	Max-N dB (Hz)	Max-OBW (Hz)	ITU-Code	Min-N dB (Hz)	Min-OBW (Hz)
5.15-5.25GHz	-	-	-	-	-
802.11a_Nss1,(6Mbps)_2TX	34.65M	16.814M	16M8D1D	25.98M	16.454M
802.11ac VHT20_Nss1,(MCS0)_2TX	39.54M	17.915M	17M9D1D	19.77M	17.616M
802.11ac VHT40_Nss1,(MCS0)_2TX	89.94M	36.982M	37M0D1D	41.76M	36.204M
802.11ac VHT80_Nss1,(MCS0)_2TX	82.32M	75.629M	75M6D1D	82.2M	75.608M
5.725-5.85GHz	-	-	-	-	-
802.11a_Nss1,(6Mbps)_2TX	16.44M	16.45M	16M4D1D	16.38M	16.421M
802.11ac VHT20_Nss1,(MCS0)_2TX	17.67M	17.776M	17M8D1D	17.58M	17.624M
802.11ac VHT40_Nss1,(MCS0)_2TX	36.36M	36.395M	36M4D1D	36.36M	36.293M
802.11ac VHT80_Nss1,(MCS0)_2TX	76.32M	76.849M	76M8D1D	76.2M	76.521M

Max-N dB = Maximum 6dB down bandwidth for 5.725-5.85GHz band / Maximum 26dB down bandwidth for other band;
Max-OBW = Maximum 99% occupied bandwidth;
Min-N dB = Minimum 6dB down bandwidth for 5.725-5.85GHz band / Maximum 26dB down bandwidth for other band;
Min-OBW = Minimum 99% occupied bandwidth

Result

Mode	Result	Limit (Hz)	Port 1-N dB (Hz)	Port 1-OBW (Hz)	Port 2-N dB (Hz)	Port 2-OBW (Hz)
802.11a_Nss1,(6Mbps)_2TX	-	-	-	-	-	-
5180MHz_TnomVnom	Pass	Inf	31.41M	16.549M	32.31M	16.526M
5200MHz_TnomVnom	Pass	Inf	34.65M	16.814M	34.17M	16.719M
5240MHz_TnomVnom	Pass	Inf	34.17M	16.554M	25.98M	16.454M
5745MHz_TnomVnom	Pass	500k	16.44M	16.435M	16.41M	16.432M
5785MHz_TnomVnom	Pass	500k	16.44M	16.424M	16.38M	16.434M
5825MHz_TnomVnom	Pass	500k	16.41M	16.45M	16.38M	16.421M
802.11ac VHT20_Nss1,(MCS0)_2TX	-	-	-	-	-	-
5180MHz_TnomVnom	Pass	Inf	19.77M	17.616M	19.89M	17.652M
5200MHz_TnomVnom	Pass	Inf	38.52M	17.756M	38.04M	17.761M
5240MHz_TnomVnom	Pass	Inf	39.54M	17.915M	38.82M	17.783M
5745MHz_TnomVnom	Pass	500k	17.67M	17.776M	17.58M	17.695M
5785MHz_TnomVnom	Pass	500k	17.64M	17.628M	17.61M	17.624M
5825MHz_TnomVnom	Pass	500k	17.64M	17.651M	17.61M	17.644M
802.11ac VHT40_Nss1,(MCS0)_2TX	-	-	-	-	-	-
5190MHz_TnomVnom	Pass	Inf	41.76M	36.232M	41.82M	36.204M
5230MHz_TnomVnom	Pass	Inf	89.94M	36.982M	77.76M	36.638M
5755MHz_TnomVnom	Pass	500k	36.36M	36.374M	36.36M	36.302M
5795MHz_TnomVnom	Pass	500k	36.36M	36.395M	36.36M	36.293M
802.11ac VHT80_Nss1,(MCS0)_2TX	-	-	-	-	-	-
5210MHz_TnomVnom	Pass	Inf	82.32M	75.629M	82.2M	75.608M
5775MHz_TnomVnom	Pass	500k	76.32M	76.849M	76.2M	76.521M

Port X-N dB = Port X 6dB down bandwidth for 5.725-5.85GHz band / 26dB down bandwidth for other band
Port X-OBW = Port X 99% occupied bandwidth

802.11a_Nss1,(6Mbps)_2TX EBW

5180MHz

24/02/2021

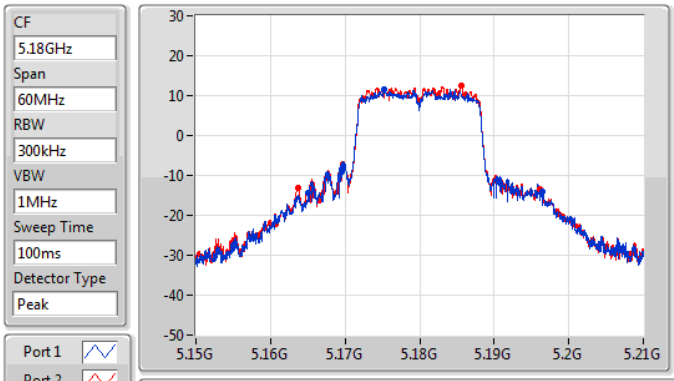

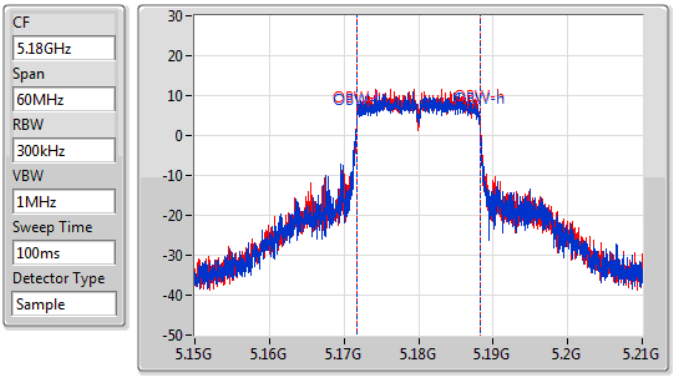

26dB(Hz)	Fl-26dB(Hz)	Fh-26dB(Hz)	OBW(Hz)	Fl-OBW(Hz)	Fh-OBW(Hz)	Limit(Hz)	Port
31.41M	5.16512G	5.19653G	16.549M	5.171665G	5.188215G	Inf	1
32.31M	5.16374G	5.19605G	16.526M	5.171697G	5.188224G	Inf	2

802.11a_Nss1,(6Mbps)_2TX EBW

5200MHz

24/02/2021

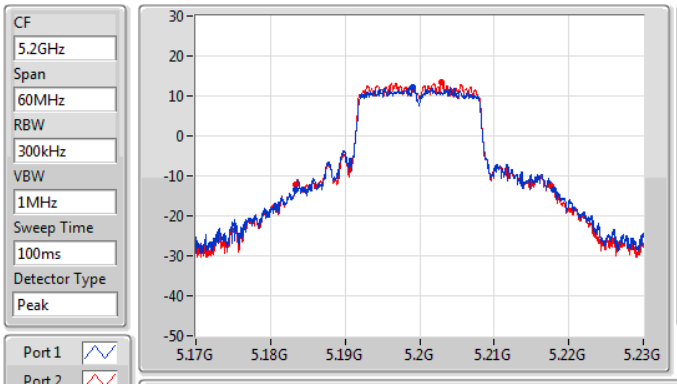

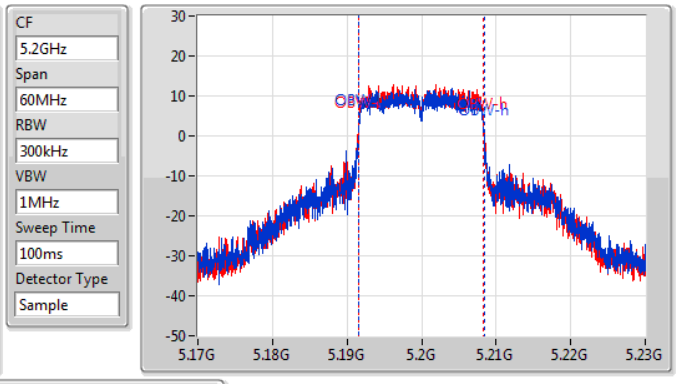

26dB(Hz)	Fl-26dB(Hz)	Fh-26dB(Hz)	OBW(Hz)	Fl-OBW(Hz)	Fh-OBW(Hz)	Limit(Hz)	Port
34.65M	5.18329G	5.21794G	16.814M	5.191559G	5.208373G	Inf	1
34.17M	5.18341G	5.21758G	16.719M	5.191595G	5.208314G	Inf	2

802.11a_Nss1,(6Mbps)_2TX EBW

5240MHz

24/02/2021

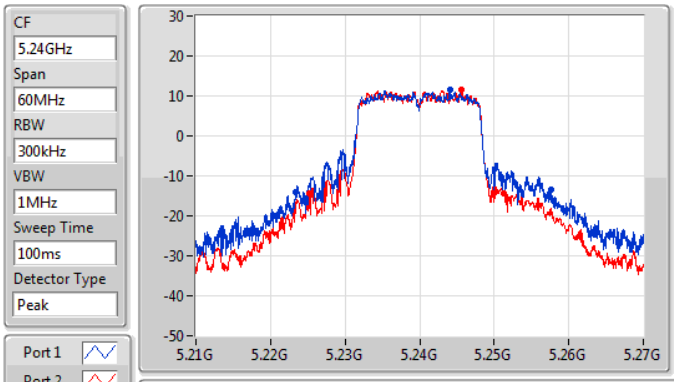

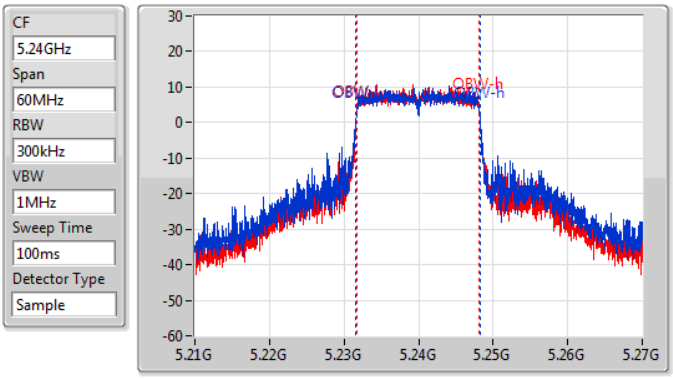

26dB(Hz)	Fl-26dB(Hz)	Fh-26dB(Hz)	OBW(Hz)	Fl-OBW(Hz)	Fh-OBW(Hz)	Limit(Hz)	Port
34.17M	5.22344G	5.25761G	16.554M	5.231641G	5.248195G	Inf	1
25.98M	5.22524G	5.25122G	16.454M	5.231716G	5.248169G	Inf	2

802.11a_Nss1,(6Mbps)_2TX EBW

5745MHz

24/02/2021

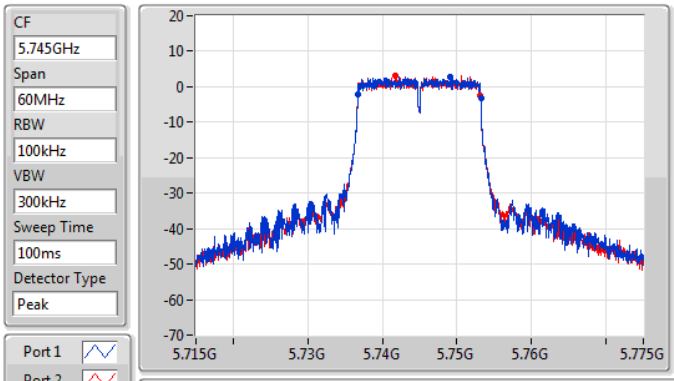

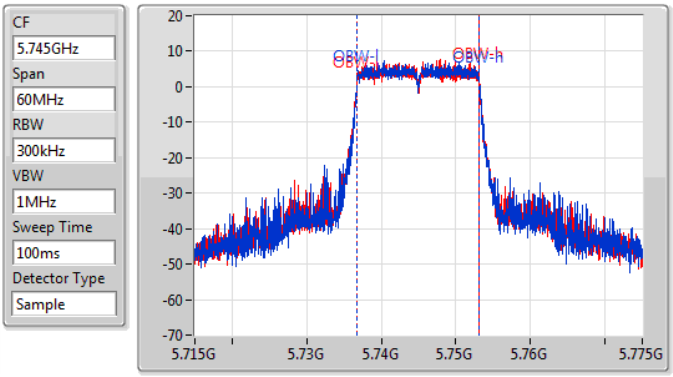

6dB(Hz)	Fl-6dB(Hz)	Fh-6dB(Hz)	OBW(Hz)	Fl-OBW(Hz)	Fh-OBW(Hz)	Limit(Hz)	Port
16.44M	5.73675G	5.75319G	16.435M	5.736737G	5.753172G	500k	1
16.41M	5.73675G	5.75316G	16.432M	5.73673G	5.753162G	500k	2

802.11a_Nss1,(6Mbps)_2TX EBW

5785MHz

24/02/2021

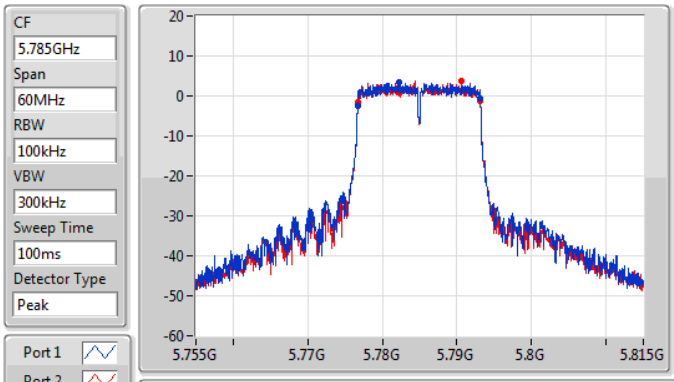

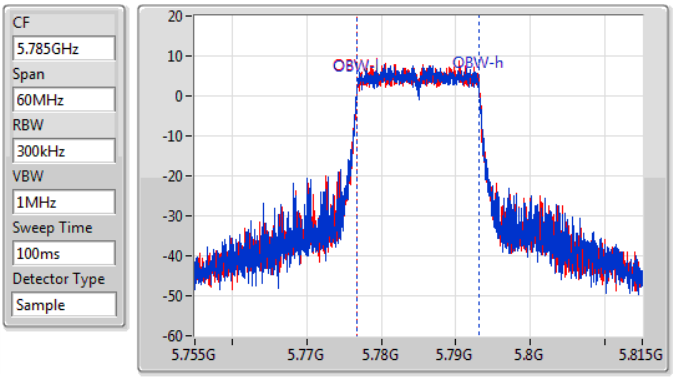

6dB(Hz)	Fl-6dB(Hz)	Fh-6dB(Hz)	OBW(Hz)	Fl-OBW(Hz)	Fh-OBW(Hz)	Limit(Hz)	Port
16.44M	5.77669G	5.79313G	16.424M	5.77672G	5.793144G	500k	1
16.38M	5.77675G	5.79313G	16.434M	5.776719G	5.793153G	500k	2

802.11a_Nss1,(6Mbps)_2TX EBW

5825MHz

24/02/2021

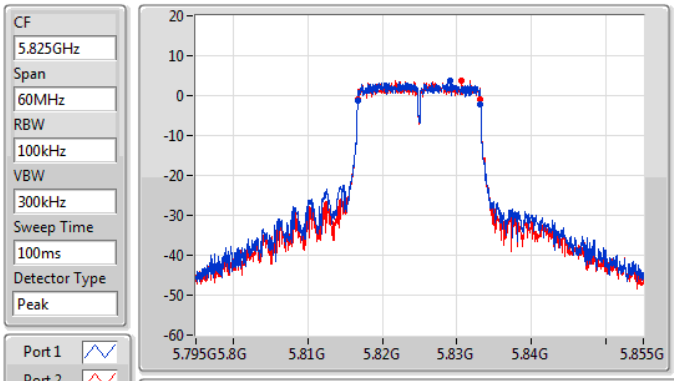

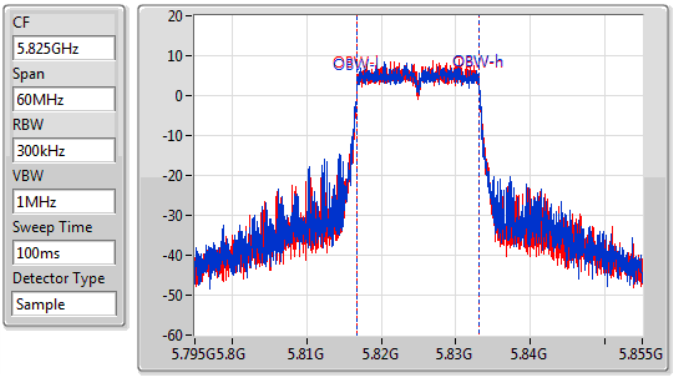

6dB(Hz)	Fl-6dB(Hz)	Fh-6dB(Hz)	OBW(Hz)	Fl-OBW(Hz)	Fh-OBW(Hz)	Limit(Hz)	Port
16.41M	5.81675G	5.83316G	16.45M	5.81671G	5.83316G	500k	1
16.38M	5.81675G	5.83313G	16.421M	5.816742G	5.833162G	500k	2

802.11ac VHT20_Nss1,(MCS0)_2TX EBW

5180MHz

24/02/2021

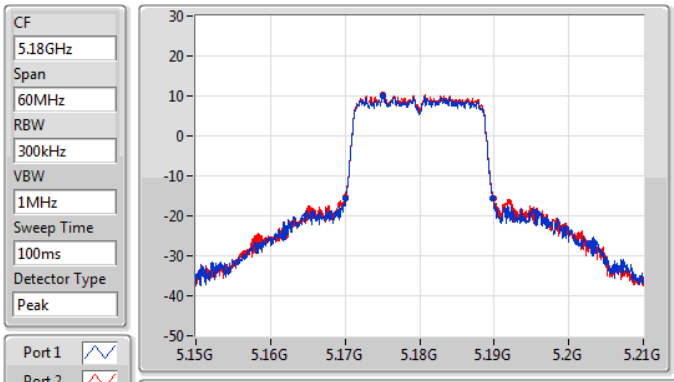

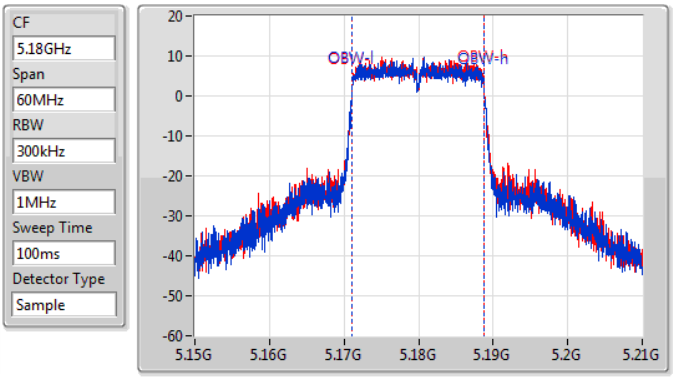

26dB(Hz)	Fl-26dB(Hz)	Fh-26dB(Hz)	OBW(Hz)	Fl-OBW(Hz)	Fh-OBW(Hz)	Limit(Hz)	Port
19.77M	5.17007G	5.18984G	17.616M	5.171137G	5.188753G	Inf	1
19.89M	5.17001G	5.1899G	17.652M	5.171116G	5.188767G	Inf	2

802.11ac VHT20_Nss1,(MCS0)_2TX EBW

5200MHz

24/02/2021

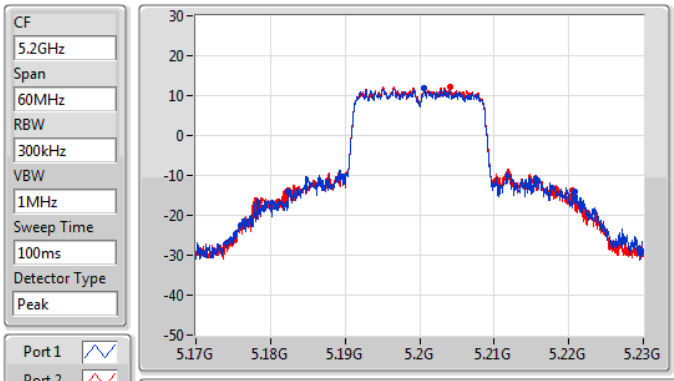

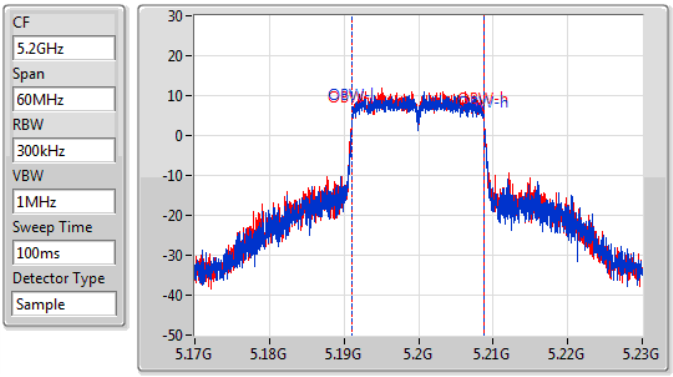

26dB(Hz)	Fl-26dB(Hz)	Fh-26dB(Hz)	OBW(Hz)	Fl-OBW(Hz)	Fh-OBW(Hz)	Limit(Hz)	Port
38.52M	5.1823G	5.22082G	17.756M	5.191061G	5.208817G	Inf	1
38.04M	5.18239G	5.22043G	17.761M	5.191053G	5.208814G	Inf	2

802.11ac VHT20_Nss1,(MCS0)_2TX EBW

5240MHz

24/02/2021

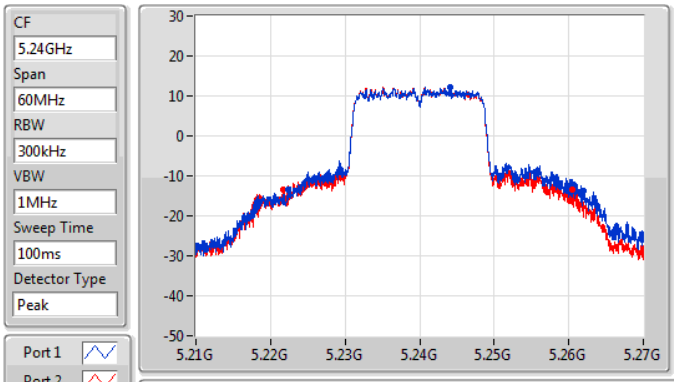

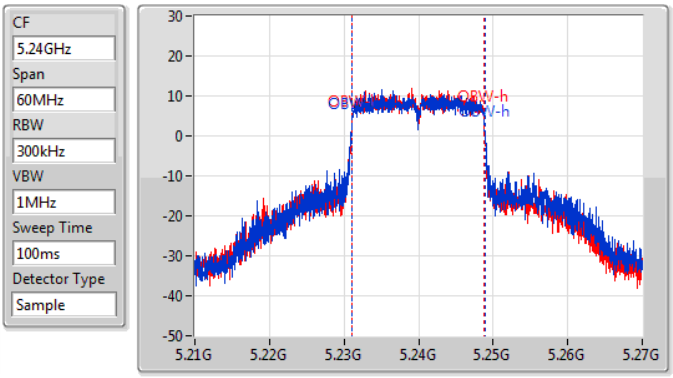

26dB(Hz)	Fl-26dB(Hz)	Fh-26dB(Hz)	OBW(Hz)	Fl-OBW(Hz)	Fh-OBW(Hz)	Limit(Hz)	Port
39.54M	5.22236G	5.2619G	17.915M	5.231015G	5.24893G	Inf	1
38.82M	5.22173G	5.26055G	17.783M	5.231047G	5.24883G	Inf	2

802.11ac VHT20_Nss1,(MCS0)_2TX EBW

5745MHz

24/02/2021

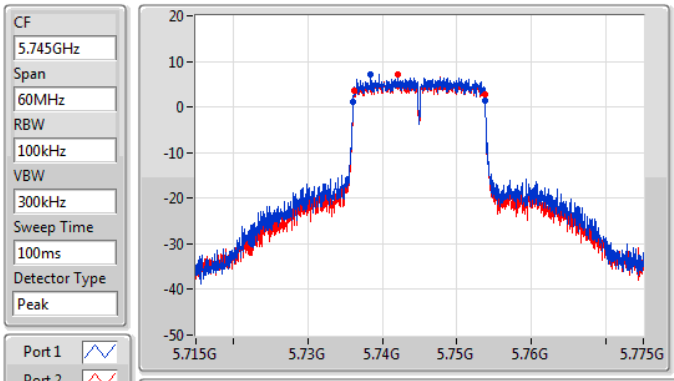

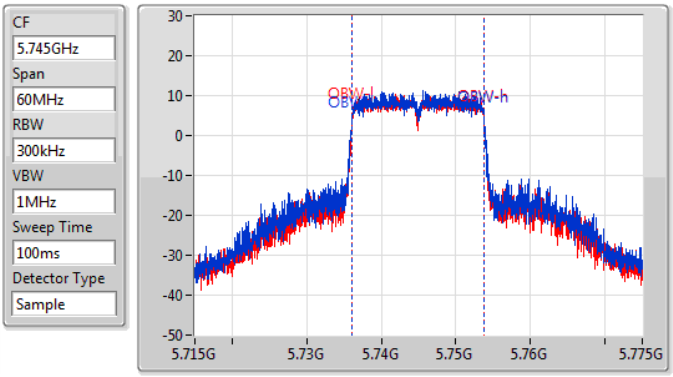

6dB(Hz)	Fl-6dB(Hz)	Fh-6dB(Hz)	OBW(Hz)	Fl-OBW(Hz)	Fh-OBW(Hz)	Limit(Hz)	Port
17.67M	5.73609G	5.75376G	17.776M	5.736051G	5.753827G	500k	1
17.58M	5.73615G	5.75373G	17.695M	5.736092G	5.753787G	500k	2

802.11ac VHT20_Nss1,(MCS0)_2TX EBW

5785MHz

24/02/2021

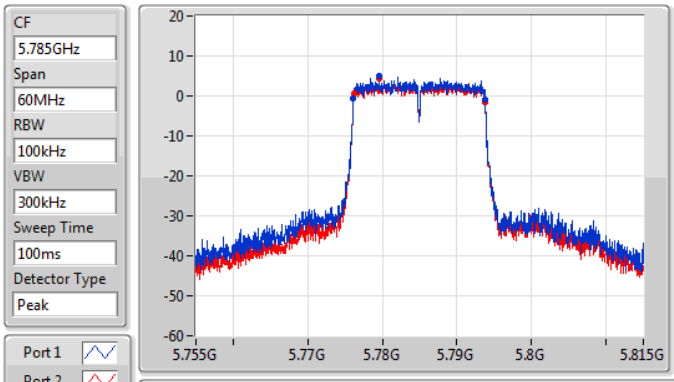

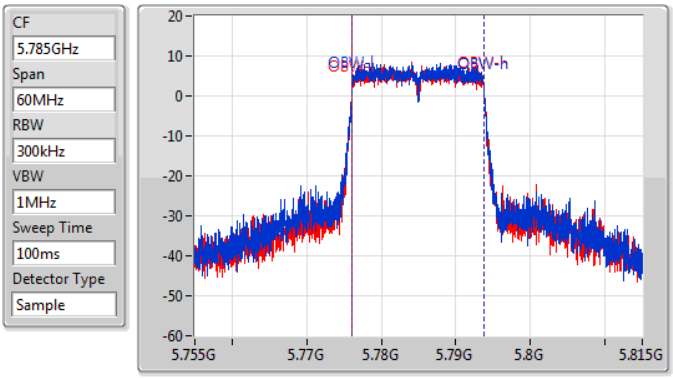

6dB(Hz)	Fl-6dB(Hz)	Fh-6dB(Hz)	OBW(Hz)	Fl-OBW(Hz)	Fh-OBW(Hz)	Limit(Hz)	Port
17.64M	5.77612G	5.79376G	17.628M	5.776122G	5.793751G	500k	1
17.61M	5.77615G	5.79376G	17.624M	5.776131G	5.793755G	500k	2

802.11ac VHT20_Nss1,(MCS0)_2TX EBW

5825MHz

24/02/2021

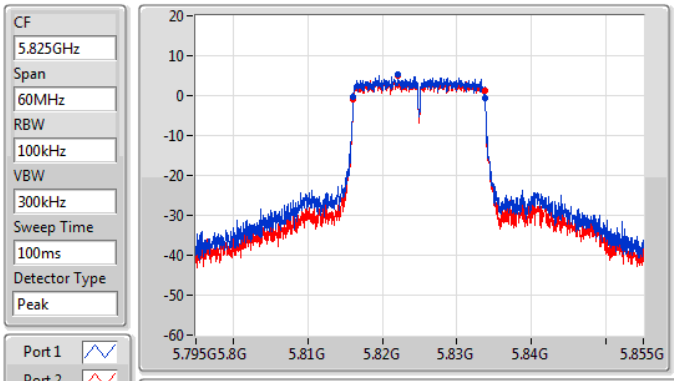

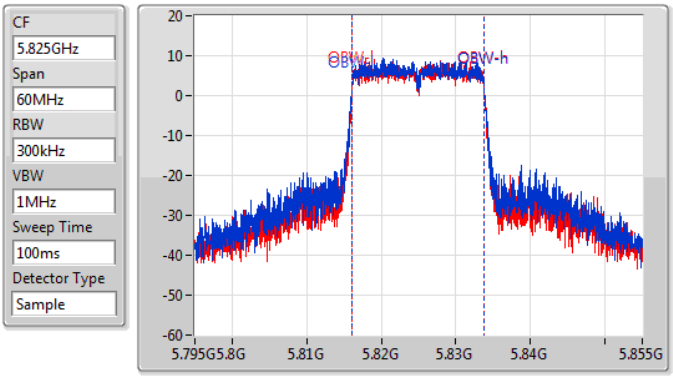

6dB(Hz)	Fl-6dB(Hz)	Fh-6dB(Hz)	OBW(Hz)	Fl-OBW(Hz)	Fh-OBW(Hz)	Limit(Hz)	Port
17.64M	5.81612G	5.83376G	17.651M	5.81611G	5.833761G	500k	1
17.61M	5.81612G	5.83373G	17.644M	5.816116G	5.83376G	500k	2

802.11ac VHT40_Nss1,(MCS0)_2TX EBW

5190MHz

24/02/2021

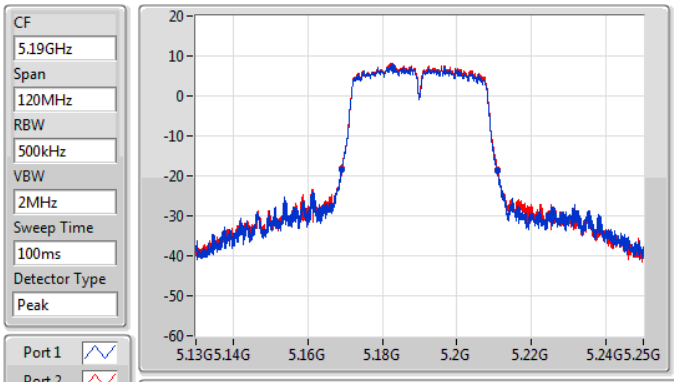

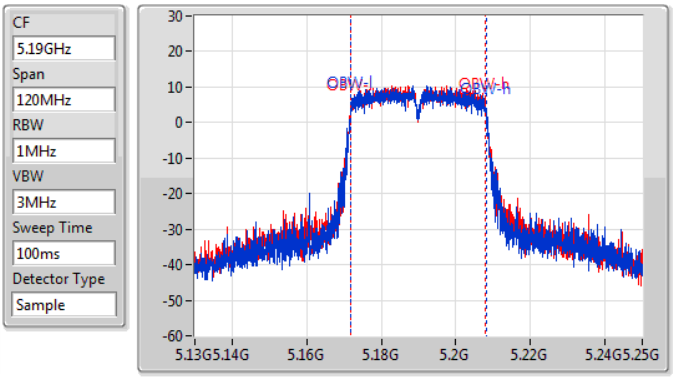

26dB(Hz)	Fl-26dB(Hz)	Fh-26dB(Hz)	OBW(Hz)	Fl-OBW(Hz)	Fh-OBW(Hz)	Limit(Hz)	Port
41.76M	5.169G	5.21076G	36.232M	5.171835G	5.208066G	Inf	1
41.82M	5.169G	5.21082G	36.204M	5.171836G	5.20804G	Inf	2

802.11ac VHT40_Nss1,(MCS0)_2TX EBW

5230MHz

24/02/2021

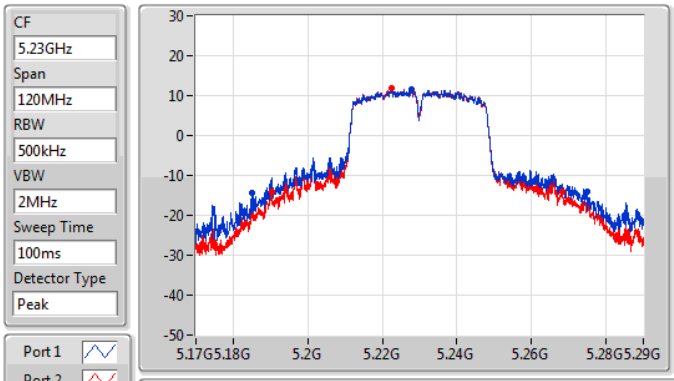

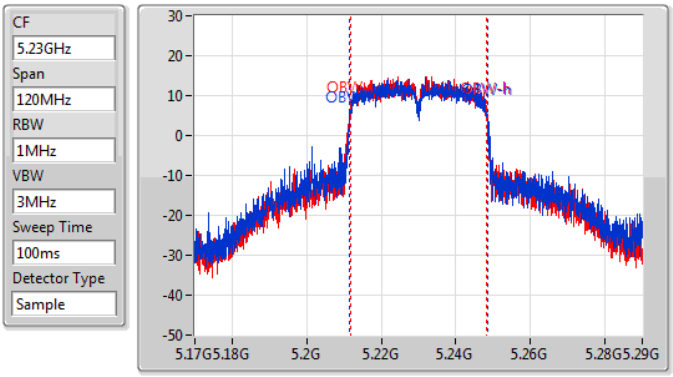

26dB(Hz)	Fl-26dB(Hz)	Fh-26dB(Hz)	OBW(Hz)	Fl-OBW(Hz)	Fh-OBW(Hz)	Limit(Hz)	Port
89.94M	5.18512G	5.27506G	36.982M	5.211403G	5.248385G	Inf	1
77.76M	5.1904G	5.26816G	36.638M	5.211638G	5.248276G	Inf	2

802.11ac VHT40_Nss1,(MCS0)_2TX EBW

5755MHz

24/02/2021

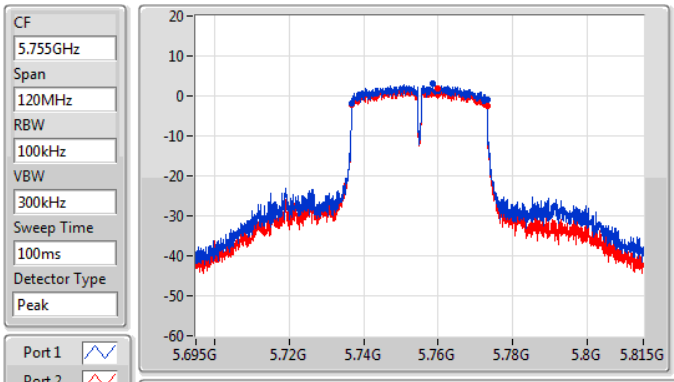

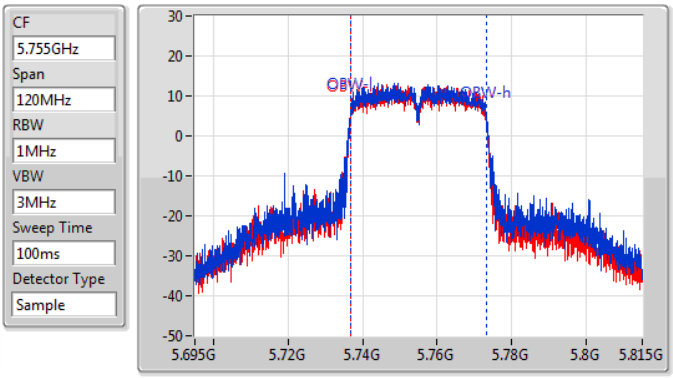

6dB(Hz)	Fl-6dB(Hz)	Fh-6dB(Hz)	OBW(Hz)	Fl-OBW(Hz)	Fh-OBW(Hz)	Limit(Hz)	Port
36.36M	5.73676G	5.77312G	36.374M	5.736758G	5.773132G	500k	1
36.36M	5.73676G	5.77312G	36.302M	5.736752G	5.773053G	500k	2

802.11ac VHT40_Nss1,(MCS0)_2TX EBW

5795MHz

24/02/2021

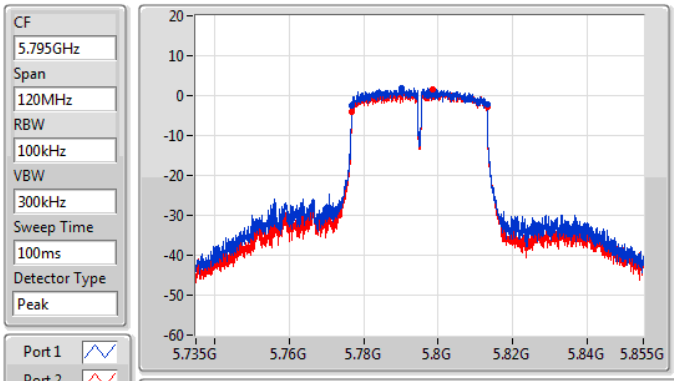

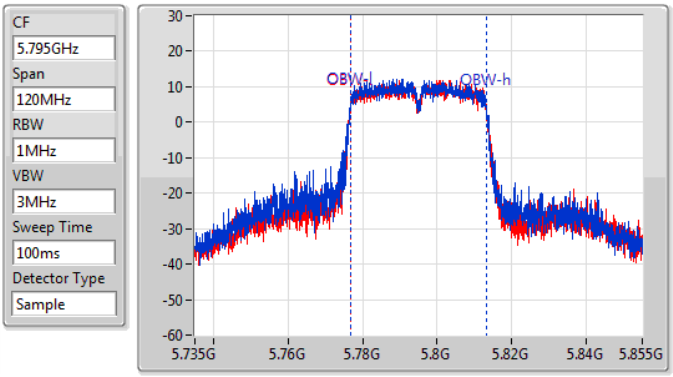

6dB(Hz)	Fl-6dB(Hz)	Fh-6dB(Hz)	OBW(Hz)	Fl-OBW(Hz)	Fh-OBW(Hz)	Limit(Hz)	Port
36.36M	5.77676G	5.81312G	36.395M	5.77671G	5.813105G	500k	1
36.36M	5.77676G	5.81312G	36.293M	5.776774G	5.813067G	500k	2

802.11ac VHT80_Nss1,(MCS0)_2TX EBW

5210MHz

24/02/2021

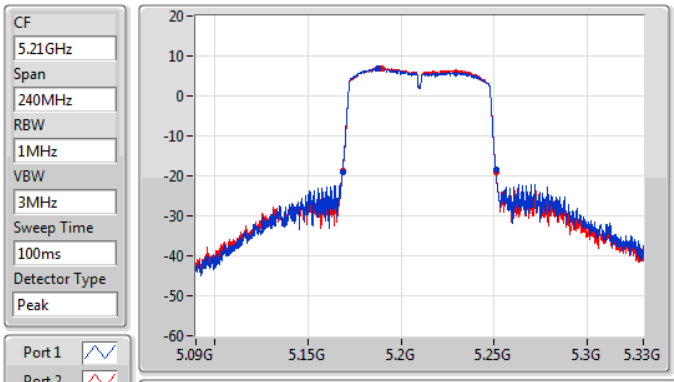

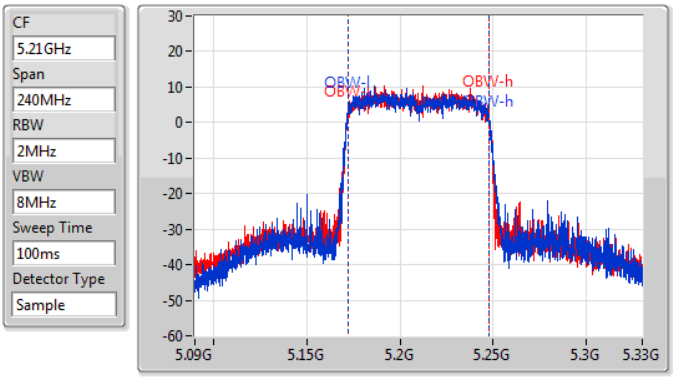

26dB(Hz)	Fl-26dB(Hz)	Fh-26dB(Hz)	OBW(Hz)	Fl-OBW(Hz)	Fh-OBW(Hz)	Limit(Hz)	Port
82.32M	5.1686G	5.25092G	75.629M	5.171949G	5.247577G	Inf	1
82.2M	5.16872G	5.25092G	75.608M	5.172151G	5.247759G	Inf	2

802.11ac VHT80_Nss1,(MCS0)_2TX EBW

5775MHz

24/02/2021

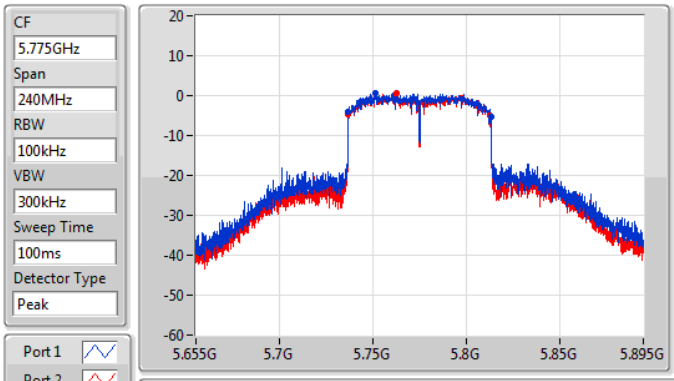

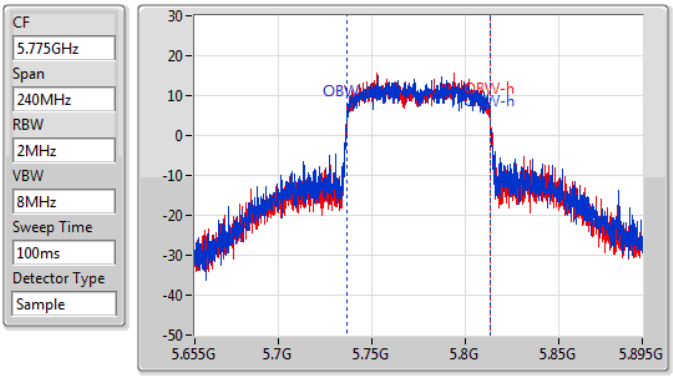

6dB(Hz)	Fl-6dB(Hz)	Fh-6dB(Hz)	OBW(Hz)	Fl-OBW(Hz)	Fh-OBW(Hz)	Limit(Hz)	Port
76.32M	5.73684G	5.81316G	76.849M	5.736745G	5.813594G	500k	1
76.2M	5.73684G	5.81304G	76.521M	5.736888G	5.81341G	500k	2

Summary

Mode	Total Power (dBm)	Total Power (W)	EIRP (dBm)	EIRP (W)
5.15-5.25GHz	-	-	-	-
802.11a_Nss1,(6Mbps)_2TX	23.99	0.25061	28.09	0.64417
802.11ac VHT20_Nss1,(MCS0)_2TX	23.41	0.21928	27.51	0.56364
802.11ac VHT40_Nss1,(MCS0)_2TX	23.64	0.23121	27.74	0.59429
802.11ac VHT80_Nss1,(MCS0)_2TX	18.60	0.07244	22.70	0.18621
5.725-5.85GHz	-	-	-	-
802.11a_Nss1,(6Mbps)_2TX	20.13	0.10304	24.23	0.26485
802.11ac VHT20_Nss1,(MCS0)_2TX	23.22	0.20989	27.32	0.53951
802.11ac VHT40_Nss1,(MCS0)_2TX	22.01	0.15885	26.11	0.40832
802.11ac VHT80_Nss1,(MCS0)_2TX	23.13	0.20559	27.23	0.52845

Result

Mode	Result	DG (dBi)	Port 1 (dBm)	Port 2 (dBm)	Total Power (dBm)	Power Limit (dBm)	EIRP (dBm)	EIRP Limit (dBm)
802.11a_Nss1,(6Mbps)_2TX	-	-	-	-	-	-	-	-
5180MHz_TnomVnom	Pass	4.10	19.87	20.32	23.11	30.00	27.21	36.00
5200MHz_TnomVnom	Pass	4.10	20.69	21.25	23.99	30.00	28.09	36.00
5240MHz_TnomVnom	Pass	4.10	19.28	19.41	22.36	30.00	26.46	36.00
5745MHz_TnomVnom	Pass	4.10	16.28	16.10	19.20	30.00	23.30	36.00
5785MHz_TnomVnom	Pass	4.10	16.96	16.86	19.92	30.00	24.02	36.00
5825MHz_TnomVnom	Pass	4.10	17.13	17.11	20.13	30.00	24.23	36.00
802.11ac VHT20_Nss1,(MCS0)_2TX	-	-	-	-	-	-	-	-
5180MHz_TnomVnom	Pass	4.10	18.32	18.77	21.56	30.00	25.66	36.00
5200MHz_TnomVnom	Pass	4.10	19.91	20.50	23.23	30.00	27.33	36.00
5240MHz_TnomVnom	Pass	4.10	20.29	20.50	23.41	30.00	27.51	36.00
5745MHz_TnomVnom	Pass	4.10	20.35	20.06	23.22	30.00	27.32	36.00
5785MHz_TnomVnom	Pass	4.10	17.98	17.51	20.76	30.00	24.86	36.00
5825MHz_TnomVnom	Pass	4.10	18.47	18.19	21.34	30.00	25.44	36.00
802.11ac VHT40_Nss1,(MCS0)_2TX	-	-	-	-	-	-	-	-
5190MHz_TnomVnom	Pass	4.10	16.57	17.02	19.81	30.00	23.91	36.00
5230MHz_TnomVnom	Pass	4.10	20.45	20.81	23.64	30.00	27.74	36.00
5755MHz_TnomVnom	Pass	4.10	19.26	18.73	22.01	30.00	26.11	36.00
5795MHz_TnomVnom	Pass	4.10	18.50	18.14	21.33	30.00	25.43	36.00
802.11ac VHT80_Nss1,(MCS0)_2TX	-	-	-	-	-	-	-	-
5210MHz_TnomVnom	Pass	4.10	15.42	15.75	18.60	30.00	22.70	36.00
5775MHz_TnomVnom	Pass	4.10	20.17	20.07	23.13	30.00	27.23	36.00

DG = Directional Gain; Port X = Port X output power

Summary

Mode	Total Power (dBm)	Total Power (W)	EIRP (dBm)	EIRP (W)
5.15-5.25GHz	-	-	-	-
802.11ac VHT20-BF_Nss1,(MCS0)_2TX	20.40	0.10965	27.51	0.56364
802.11ac VHT40-BF_Nss1,(MCS0)_2TX	20.63	0.11561	27.74	0.59429
802.11ac VHT80-BF_Nss1,(MCS0)_2TX	15.59	0.03622	22.70	0.18621
5.725-5.85GHz	-	-	-	-
802.11ac VHT20-BF_Nss1,(MCS0)_2TX	20.21	0.10495	27.32	0.53951
802.11ac VHT40-BF_Nss1,(MCS0)_2TX	19.00	0.07943	26.11	0.40832
802.11ac VHT80-BF_Nss1,(MCS0)_2TX	20.12	0.10280	27.23	0.52845

Result

Mode	Result	DG (dBi)	Port 1 (dBm)	Port 2 (dBm)	Total Power (dBm)	Power Limit (dBm)	EIRP (dBm)	EIRP Limit (dBm)
802.11ac VHT20-BF_Nss1,(MCS0)_2TX	-	-	-	-	-	-	-	-
5180MHz	Pass	7.11	15.31	15.76	18.55	28.89	25.66	36.00
5200MHz	Pass	7.11	16.90	17.49	20.22	28.89	27.33	36.00
5240MHz	Pass	7.11	17.28	17.49	20.40	28.89	27.51	36.00
5745MHz	Pass	7.11	17.34	17.05	20.21	28.89	27.32	36.00
5785MHz	Pass	7.11	14.97	14.50	17.75	28.89	24.86	36.00
5825MHz	Pass	7.11	15.46	15.18	18.33	28.89	25.44	36.00
802.11ac VHT40-BF_Nss1,(MCS0)_2TX	-	-	-	-	-	-	-	-
5190MHz	Pass	7.11	13.56	14.01	16.80	28.89	23.91	36.00
5230MHz	Pass	7.11	17.44	17.80	20.63	28.89	27.74	36.00
5755MHz	Pass	7.11	16.25	15.72	19.00	28.89	26.11	36.00
5795MHz	Pass	7.11	15.49	15.13	18.32	28.89	25.43	36.00
802.11ac VHT80-BF_Nss1,(MCS0)_2TX	-	-	-	-	-	-	-	-
5210MHz	Pass	7.11	12.41	12.74	15.59	28.89	22.70	36.00
5775MHz	Pass	7.11	17.16	17.06	20.12	28.89	27.23	36.00

DG = Directional Gain; Port X = Port X output power

Summary

Mode	PD (dBm/RBW)	EIRP PD (dBm/RBW)
5.15-5.25GHz	-	-
802.11a_Nss1,(6Mbps)_2TX	11.02	18.13
802.11ac VHT20_Nss1,(MCS0)_2TX	10.59	17.70
802.11ac VHT40_Nss1,(MCS0)_2TX	8.02	15.13
802.11ac VHT80_Nss1,(MCS0)_2TX	0.15	7.26
5.725-5.85GHz	-	-
802.11a_Nss1,(6Mbps)_2TX	6.24	13.35
802.11ac VHT20_Nss1,(MCS0)_2TX	9.26	16.37
802.11ac VHT40_Nss1,(MCS0)_2TX	5.34	12.45
802.11ac VHT80_Nss1,(MCS0)_2TX	3.32	10.43

RBW = 500kHz for 5.725-5.85GHz band / 1MHz for other band;

Result

Mode	Result	DG (dBi)	Port 1 (dBm/RBW)	Port 2 (dBm/RBW)	PD (dBm/RBW)	PD Limit (dBm/RBW)	EIRP PD (dBm/RBW)	EIRP PD Limit (dBm/RBW)
802.11a_Nss1,(6Mbps)_2TX	-	-	-	-	-	-	-	-
5180MHz_TnomVnom	Pass	7.11	6.80	7.55	10.08	15.89	17.19	23.00
5200MHz_TnomVnom	Pass	7.11	7.27	8.91	11.02	15.89	18.13	23.00
5240MHz_TnomVnom	Pass	7.11	6.46	6.94	9.56	15.89	16.67	23.00
5745MHz_TnomVnom	Pass	7.11	2.68	2.37	5.41	28.89	12.52	36.00
5785MHz_TnomVnom	Pass	7.11	3.24	3.12	6.03	28.89	13.14	36.00
5825MHz_TnomVnom	Pass	7.11	3.27	3.51	6.24	28.89	13.35	36.00
802.11ac VHT20_Nss1,(MCS0)_2TX	-	-	-	-	-	-	-	-
5180MHz_TnomVnom	Pass	7.11	5.23	5.86	8.51	15.89	15.62	23.00
5200MHz_TnomVnom	Pass	7.11	6.39	7.66	10.02	15.89	17.13	23.00
5240MHz_TnomVnom	Pass	7.11	7.52	7.71	10.59	15.89	17.70	23.00
5745MHz_TnomVnom	Pass	7.11	6.46	6.08	9.26	28.89	16.37	36.00
5785MHz_TnomVnom	Pass	7.11	3.82	3.39	6.62	28.89	13.73	36.00
5825MHz_TnomVnom	Pass	7.11	4.15	4.07	7.04	28.89	14.15	36.00
802.11ac VHT40_Nss1,(MCS0)_2TX	-	-	-	-	-	-	-	-
5190MHz_TnomVnom	Pass	7.11	1.02	1.35	4.15	15.89	11.26	23.00
5230MHz_TnomVnom	Pass	7.11	4.84	5.23	8.02	15.89	15.13	23.00
5755MHz_TnomVnom	Pass	7.11	2.72	2.00	5.34	28.89	12.45	36.00
5795MHz_TnomVnom	Pass	7.11	1.88	1.24	4.51	28.89	11.62	36.00
802.11ac VHT80_Nss1,(MCS0)_2TX	-	-	-	-	-	-	-	-
5210MHz_TnomVnom	Pass	7.11	-2.92	-2.81	0.15	15.89	7.26	23.00
5775MHz_TnomVnom	Pass	7.11	0.46	0.29	3.32	28.89	10.43	36.00

DG = Directional Gain; RBW = 500kHz for 5.725-5.85GHz band / 1MHz for other band;
PD = trace bin-by-bin of each transmits port summing can be performed maximum power density; Port X = Port X Power Density;

802.11a_Nss1,(6Mbps)_2TX PSD

5180MHz

24/02/2021

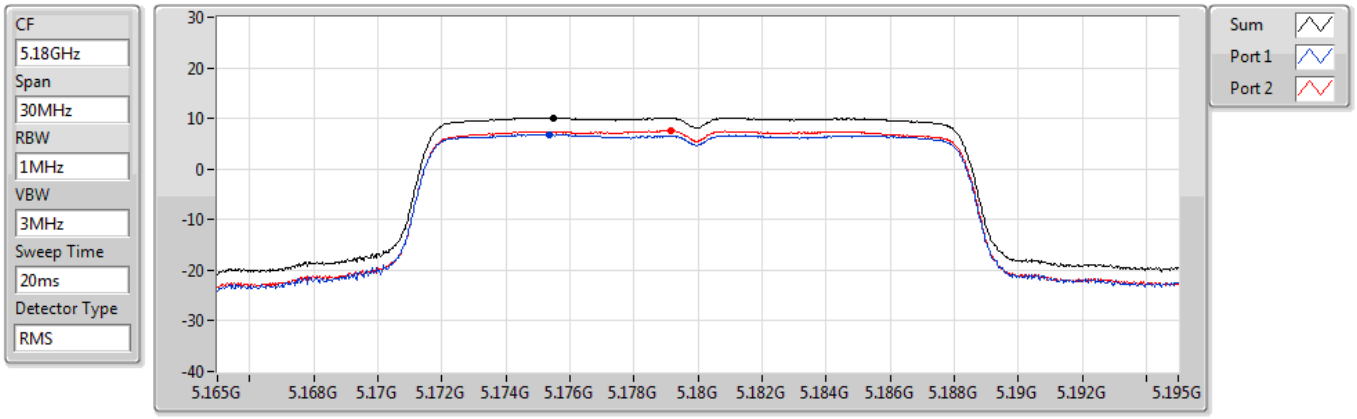

Sum	PD	Port 1	Port 2
(dBm/RBW)	(dBm/RBW)	(dBm/RBW)	(dBm/RBW)
10.08	10.08	6.80	7.55

802.11a_Nss1,(6Mbps)_2TX PSD

5200MHz

24/02/2021

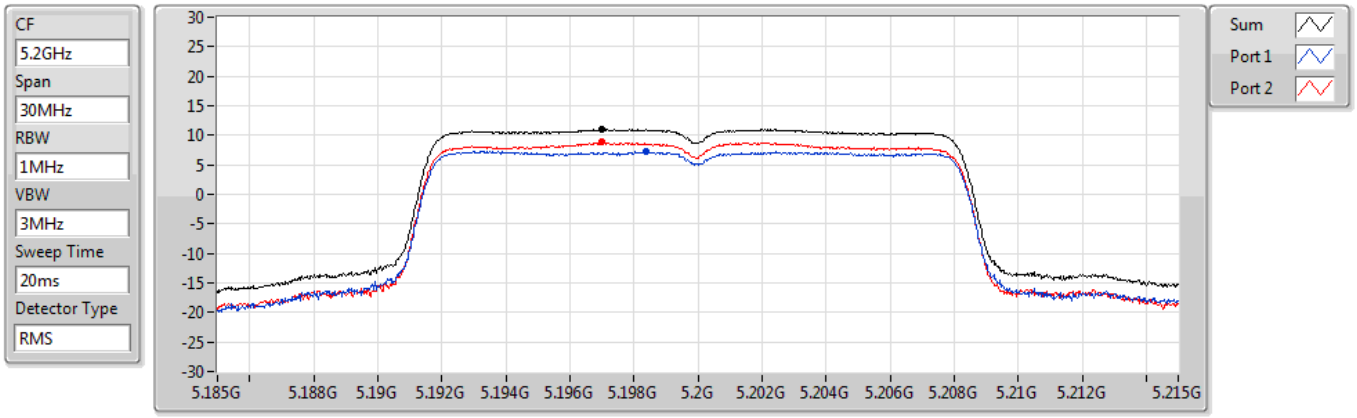

Sum	PD	Port 1	Port 2
(dBm/RBW)	(dBm/RBW)	(dBm/RBW)	(dBm/RBW)
11.02	11.02	7.27	8.91

802.11a_Nss1,(6Mbps)_2TX PSD

5240MHz

24/02/2021

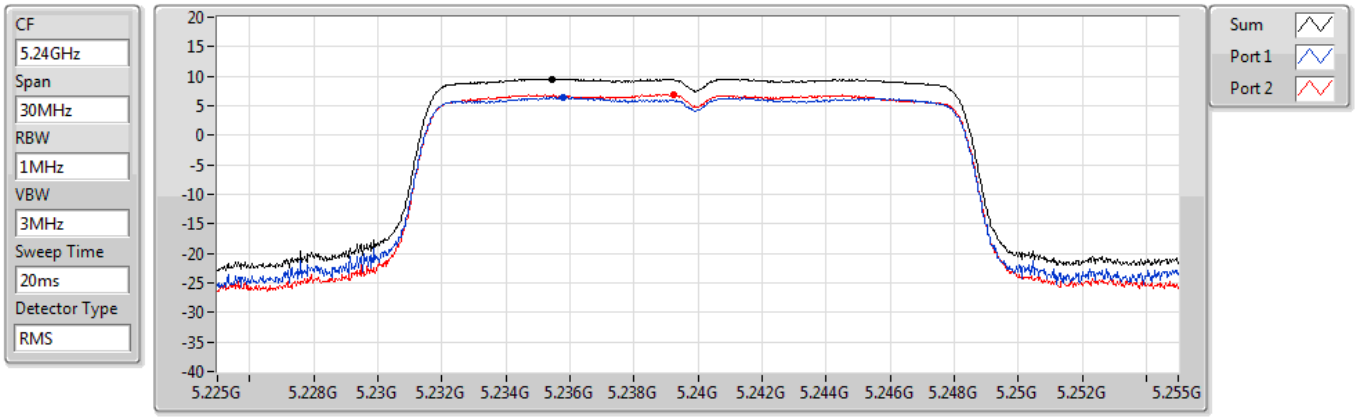

Sum	PD	Port 1	Port 2
(dBm/RBW)	(dBm/RBW)	(dBm/RBW)	(dBm/RBW)
9.56	9.56	6.46	6.94

802.11a_Nss1,(6Mbps)_2TX PSD

5745MHz

24/02/2021

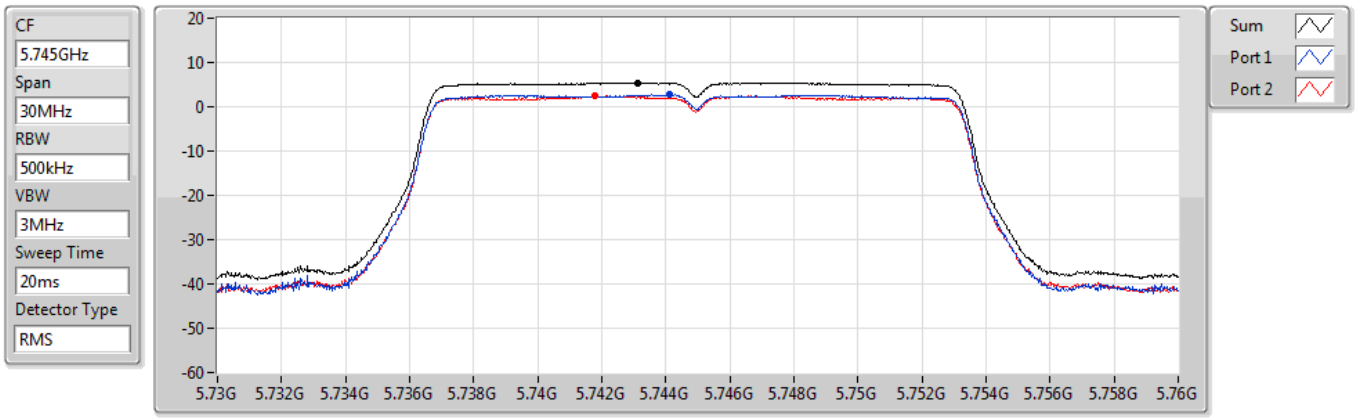

Sum	PD	Port 1	Port 2
(dBm/RBW)	(dBm/RBW)	(dBm/RBW)	(dBm/RBW)
5.41	5.41	2.68	2.37

802.11a_Nss1,(6Mbps)_2TX PSD

5785MHz

24/02/2021

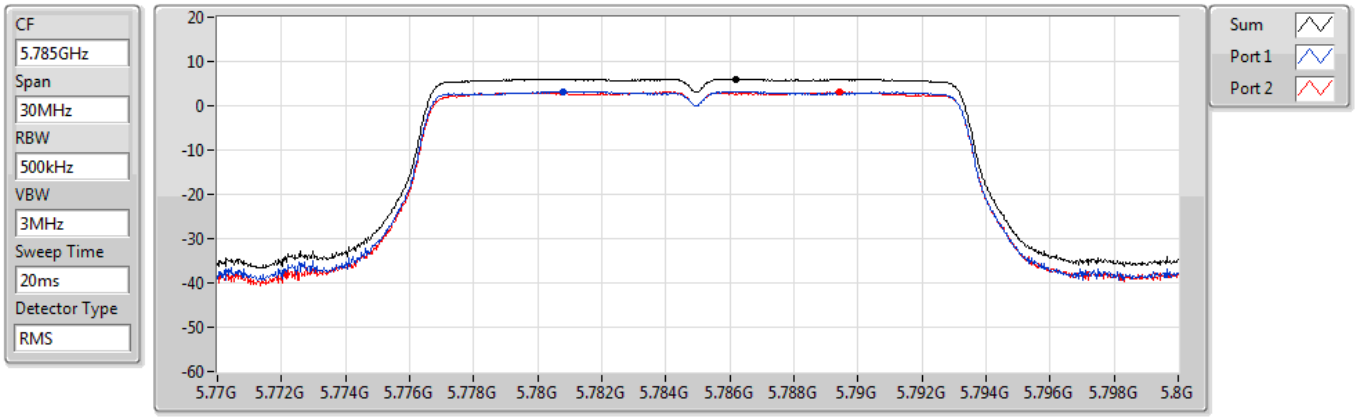

Sum	PD	Port 1	Port 2
(dBm/RBW)	(dBm/RBW)	(dBm/RBW)	(dBm/RBW)
6.03	6.03	3.24	3.12

802.11a_Nss1,(6Mbps)_2TX PSD

5825MHz

24/02/2021

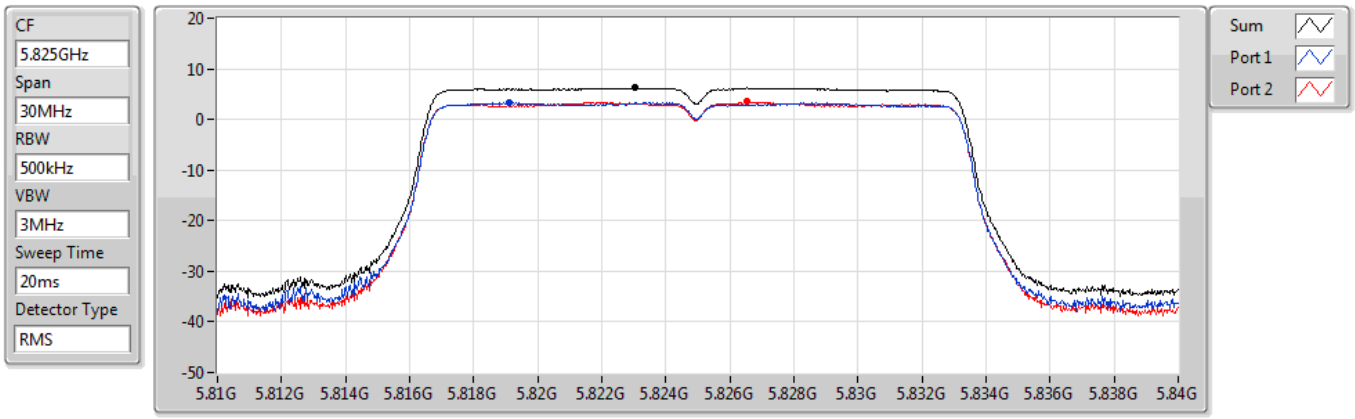

Sum	PD	Port 1	Port 2
(dBm/RBW)	(dBm/RBW)	(dBm/RBW)	(dBm/RBW)
6.24	6.24	3.27	3.51

802.11ac VHT20_Nss1,(MCS0)_2TX PSD

5180MHz

24/02/2021

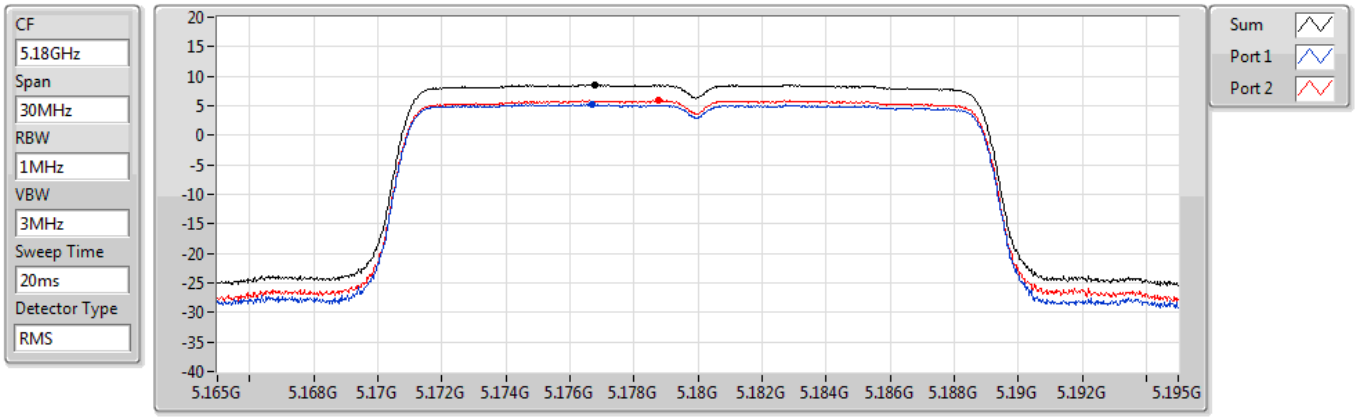

Sum	PD	Port 1	Port 2
(dBm/RBW)	(dBm/RBW)	(dBm/RBW)	(dBm/RBW)
8.51	8.51	5.23	5.86

802.11ac VHT20_Nss1,(MCS0)_2TX PSD

5200MHz

24/02/2021

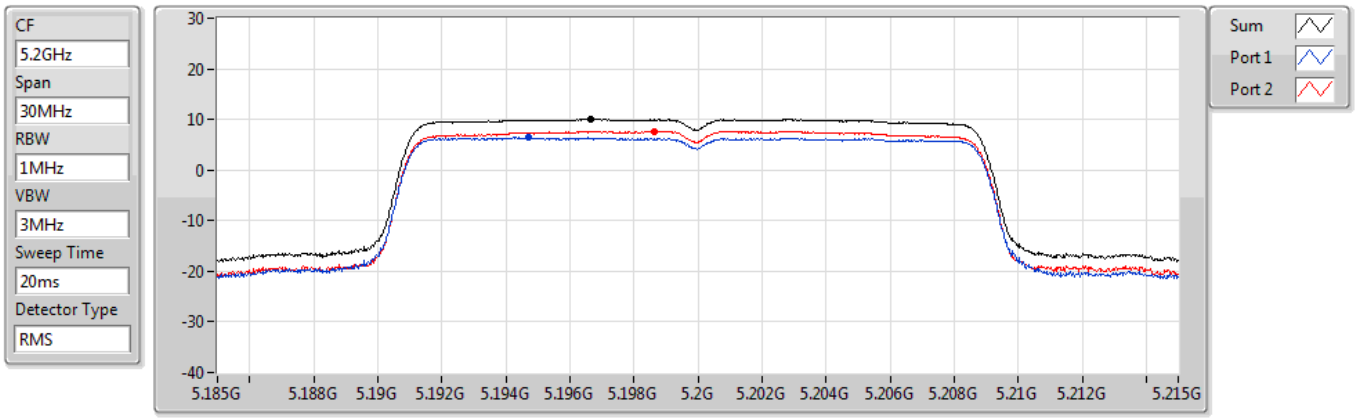

Sum	PD	Port 1	Port 2
(dBm/RBW)	(dBm/RBW)	(dBm/RBW)	(dBm/RBW)
10.02	10.02	6.39	7.66

802.11ac VHT20_Nss1,(MCS0)_2TX PSD

5240MHz

24/02/2021

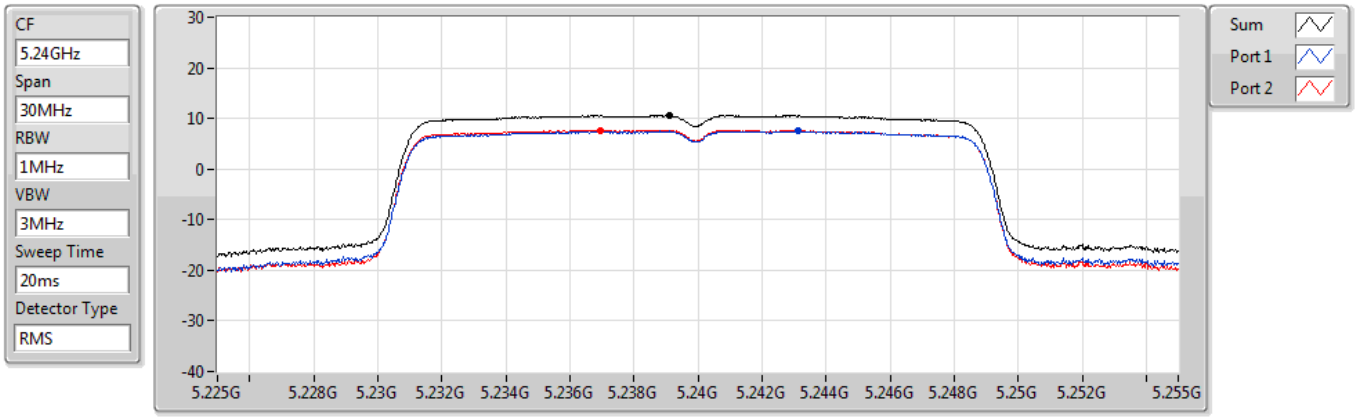

Sum	PD	Port 1	Port 2
(dBm/RBW)	(dBm/RBW)	(dBm/RBW)	(dBm/RBW)
10.59	10.59	7.52	7.71

802.11ac VHT20_Nss1,(MCS0)_2TX PSD

5745MHz

24/02/2021

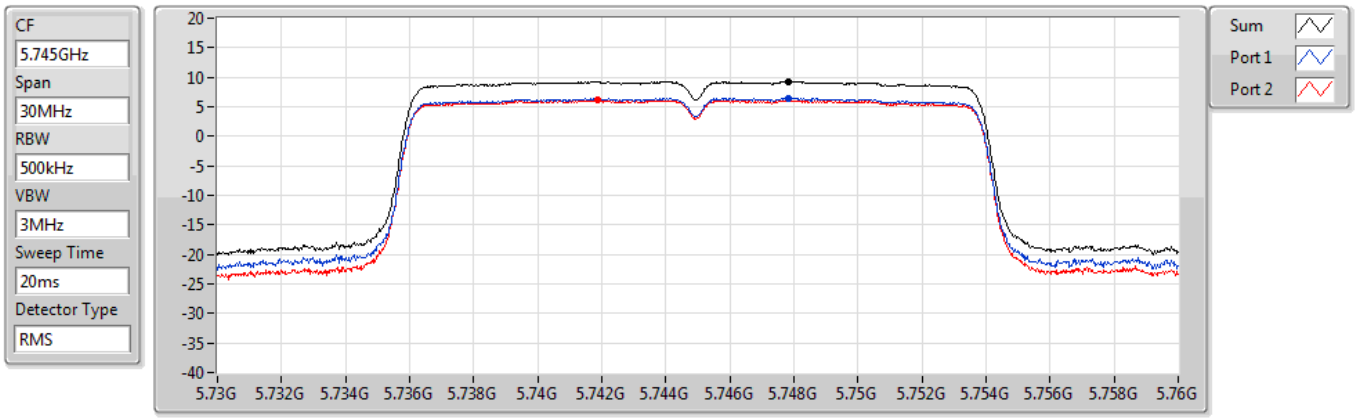

Sum	PD	Port 1	Port 2
(dBm/RBW)	(dBm/RBW)	(dBm/RBW)	(dBm/RBW)
9.26	9.26	6.46	6.08

802.11ac VHT20_Nss1,(MCS0)_2TX PSD

5785MHz

24/02/2021

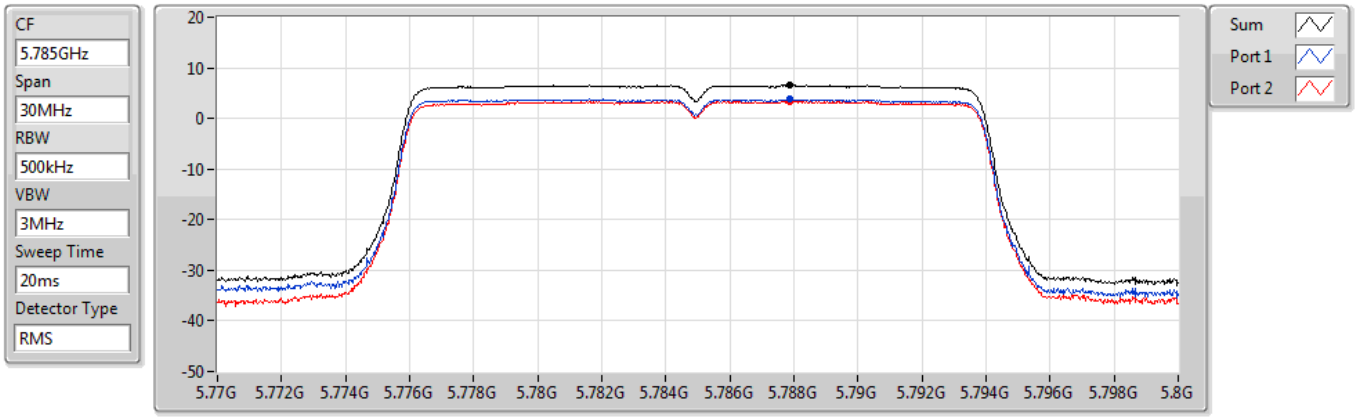

Sum	PD	Port 1	Port 2
(dBm/RBW)	(dBm/RBW)	(dBm/RBW)	(dBm/RBW)
6.62	6.62	3.82	3.39

802.11ac VHT20_Nss1,(MCS0)_2TX PSD

5825MHz

24/02/2021

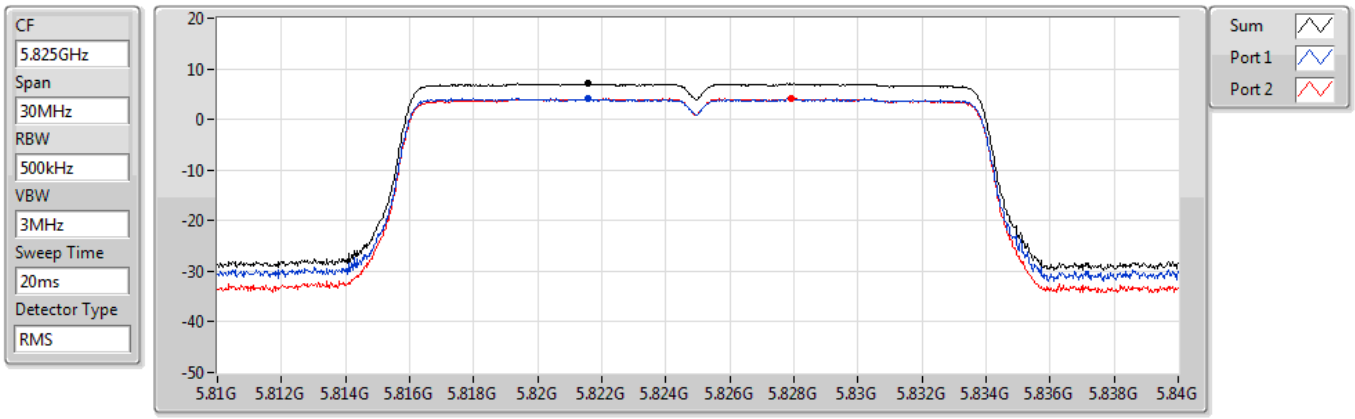

Sum	PD	Port 1	Port 2
(dBm/RBW)	(dBm/RBW)	(dBm/RBW)	(dBm/RBW)
7.04	7.04	4.15	4.07

802.11ac VHT40_Nss1,(MCS0)_2TX PSD

5190MHz

24/02/2021

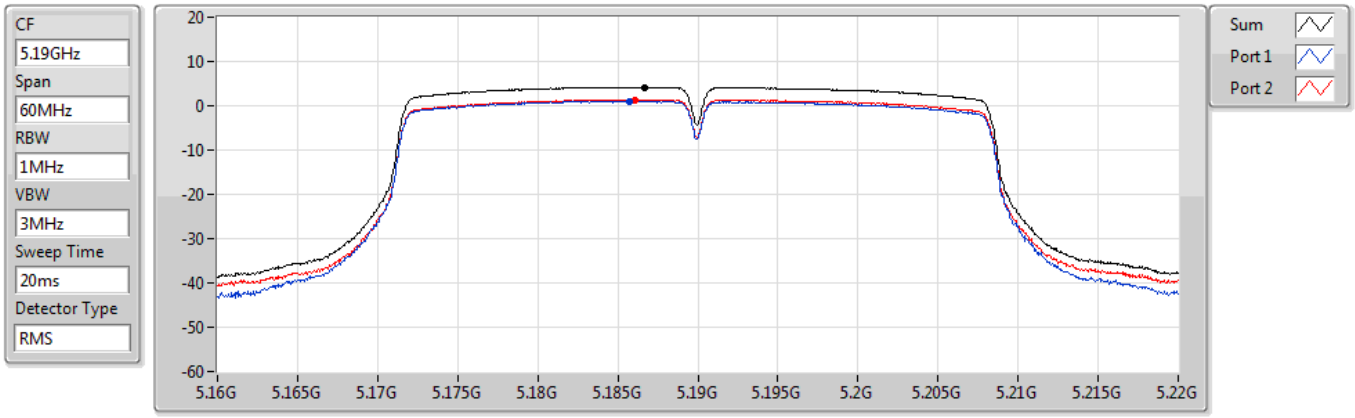

Sum	PD	Port 1	Port 2
(dBm/RBW)	(dBm/RBW)	(dBm/RBW)	(dBm/RBW)
4.15	4.15	1.02	1.35

802.11ac VHT40_Nss1,(MCS0)_2TX PSD

5230MHz

24/02/2021

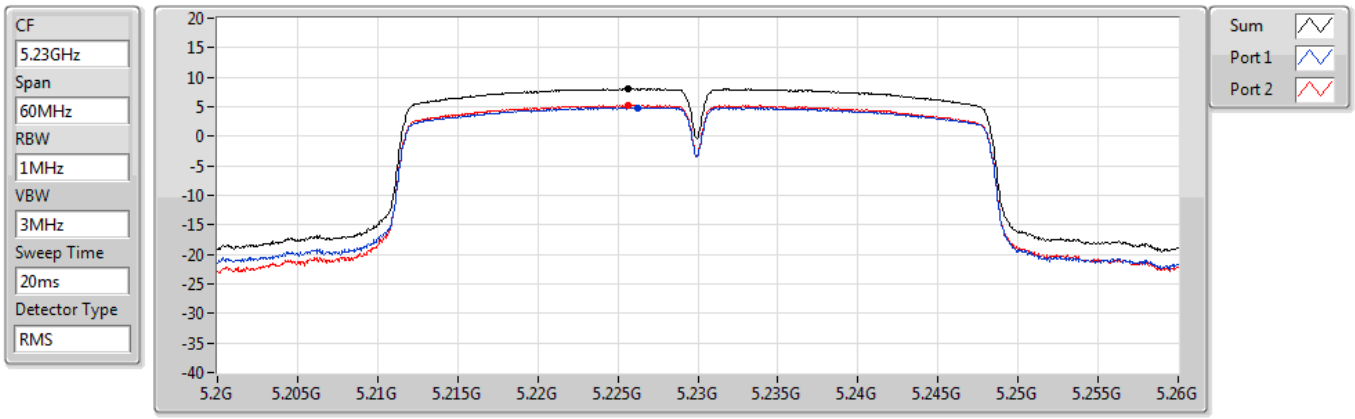

Sum	PD	Port 1	Port 2
(dBm/RBW)	(dBm/RBW)	(dBm/RBW)	(dBm/RBW)
8.02	8.02	4.84	5.23

802.11ac VHT40_Nss1,(MCS0)_2TX PSD

5755MHz

24/02/2021

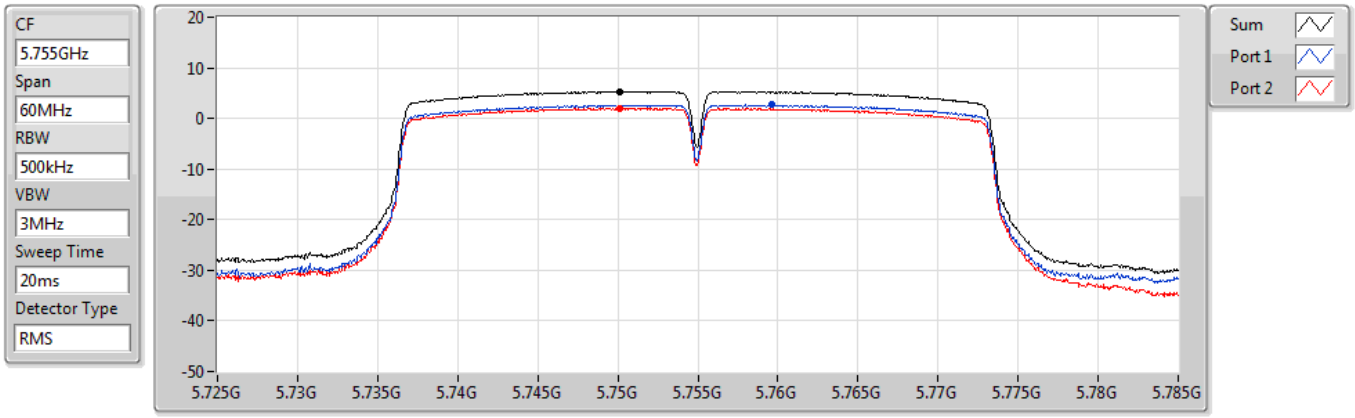

Sum	PD	Port 1	Port 2
(dBm/RBW)	(dBm/RBW)	(dBm/RBW)	(dBm/RBW)
5.34	5.34	2.72	2.00

802.11ac VHT40_Nss1,(MCS0)_2TX PSD

5795MHz

24/02/2021

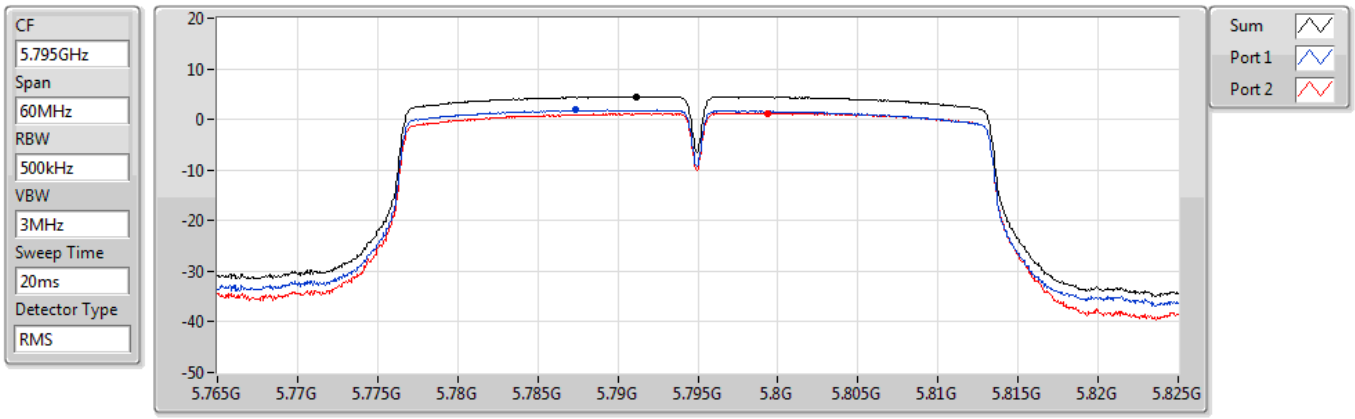

Sum	PD	Port 1	Port 2
(dBm/RBW)	(dBm/RBW)	(dBm/RBW)	(dBm/RBW)
4.51	4.51	1.88	1.24

802.11ac VHT80_Nss1,(MCS0)_2TX PSD

5210MHz

24/02/2021

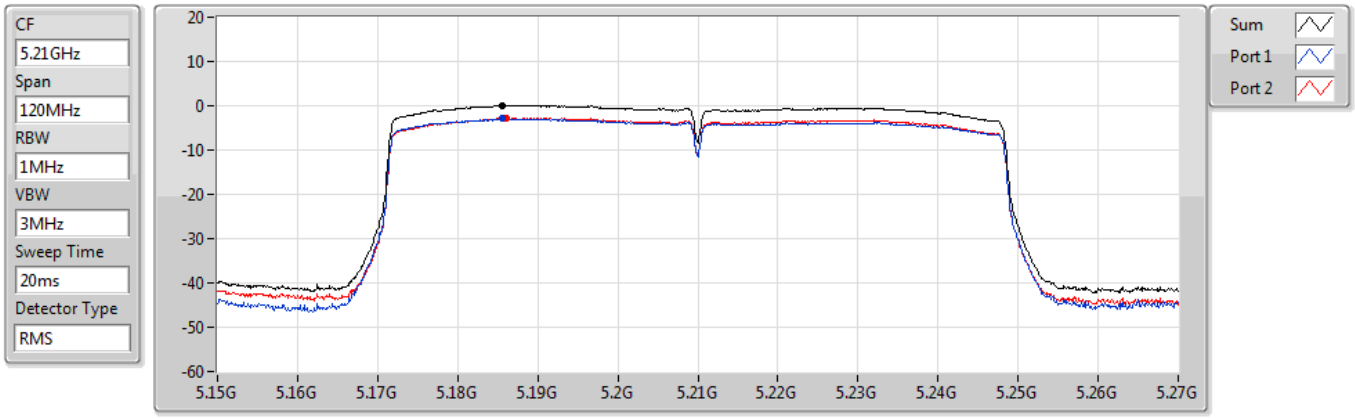

Sum	PD	Port 1	Port 2
(dBm/RBW)	(dBm/RBW)	(dBm/RBW)	(dBm/RBW)
0.15	0.15	-2.92	-2.81

802.11ac VHT80_Nss1,(MCS0)_2TX PSD

5775MHz

24/02/2021

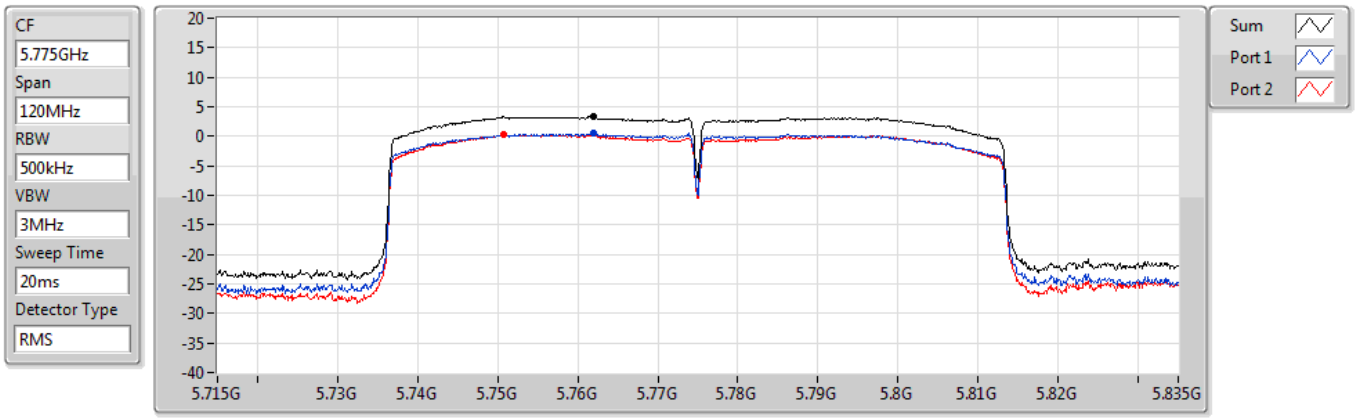

Sum	PD	Port 1	Port 2
(dBm/RBW)	(dBm/RBW)	(dBm/RBW)	(dBm/RBW)
3.32	3.32	0.46	0.29

Summary

Mode	Result	Type	Freq (Hz)	Level (dBuV/m)	Limit (dBuV/m)	Margin (dB)	Dist (m)	Condition	Azimuth (°)	Height (m)	Comments
5.725-5.85GHz	-	-	-	-	-	-	-	-	-	-	-
802.11ac VHT80_Nss1,(MCS0)_2TX	Pass	PK	64.92M	23.46	40.00	-16.54	3	Vertical	360	1.00	-

Result

Mode	Result	Type	Freq (Hz)	Level (dBuV/m)	Limit (dBuV/m)	Margin (dB)	Dist (m)	Condition	Azimuth (°)	Height (m)	Comments
802.11ac VHT80_Nss1,(MCS0)_2TX	-	-	-	-	-	-	-	-	-	-	-
5775MHz	Pass	PK	64.92M	23.46	40.00	-16.54	3	Vertical	360	1.00	-
5775MHz	Pass	PK	103.72M	24.15	43.50	-19.35	3	Vertical	360	1.00	-
5775MHz	Pass	PK	127M	21.03	43.50	-22.47	3	Vertical	360	1.00	-
5775MHz	Pass	PK	501.42M	21.10	46.00	-24.90	3	Vertical	360	1.00	-
5775MHz	Pass	PK	776.9M	25.01	46.00	-20.99	3	Vertical	360	1.00	-
5775MHz	Pass	PK	947.62M	25.16	46.00	-20.84	3	Vertical	360	1.00	-
5775MHz	Pass	PK	30M	19.44	40.00	-20.56	3	Horizontal	0	1.00	-
5775MHz	Pass	PK	130.88M	24.88	43.50	-18.62	3	Horizontal	0	1.00	-
5775MHz	Pass	PK	200.72M	21.28	43.50	-22.22	3	Horizontal	0	1.00	-
5775MHz	Pass	PK	497.54M	20.00	46.00	-26.00	3	Horizontal	0	1.00	-
5775MHz	Pass	PK	771.08M	23.92	46.00	-22.08	3	Horizontal	0	1.00	-
5775MHz	Pass	PK	960M	25.64	46.00	-20.36	3	Horizontal	0	1.00	-

802.11ac VHT80_Nss1,(MCS0)_2TX

5775MHz_Adapter

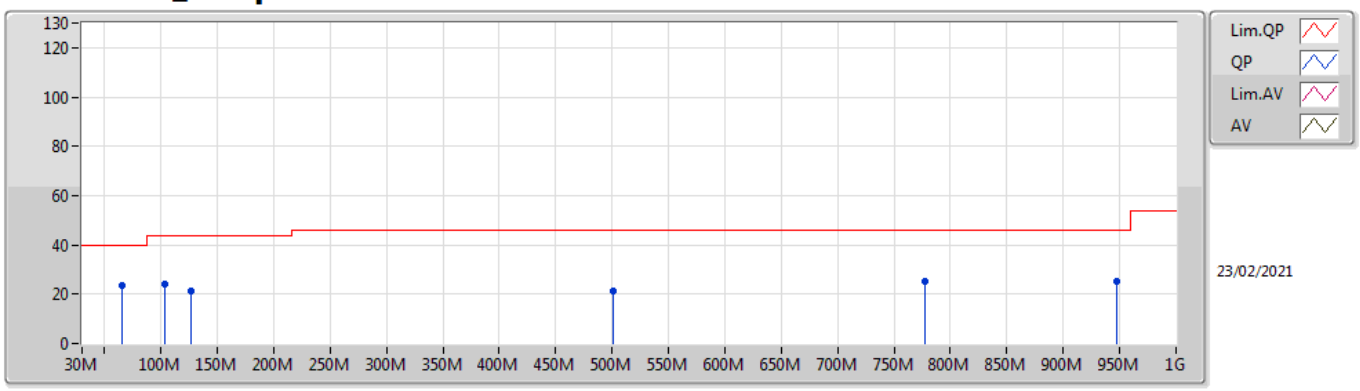

Type	Freq	Level	Limit	Margin	Factor	Dist	Condition	Azimuth	Height	Comment	Raw	AF	CL	PA
	(Hz)	(dBuV/m)	(dBuV/m)	(dB)	(dB)	(m)		(°)	(m)		(dBuV)	(dB)	(dB)	(dB)
PK	64.92M	23.46	40.00	-16.54	-26.84	3	Vertical	360	1.00	-	50.30	10.91	-0.82	36.93
PK	103.72M	24.15	43.50	-19.35	-21.98	3	Vertical	360	1.00	-	46.13	15.56	-0.99	36.55
PK	127M	21.03	43.50	-22.47	-20.63	3	Vertical	360	1.00	-	41.66	16.92	-1.11	36.44
PK	501.42M	21.10	46.00	-24.90	-15.97	3	Vertical	360	1.00	-	37.07	23.26	-2.23	37.00
PK	776.9M	25.01	46.00	-20.99	-12.78	3	Vertical	360	1.00	-	37.79	27.36	-2.77	37.37
PK	947.62M	25.16	46.00	-20.84	-10.51	3	Vertical	360	1.00	-	35.67	29.96	-3.10	37.37

802.11ac VHT80_Nss1,(MCS0)_2TX

5775MHz_Adapter

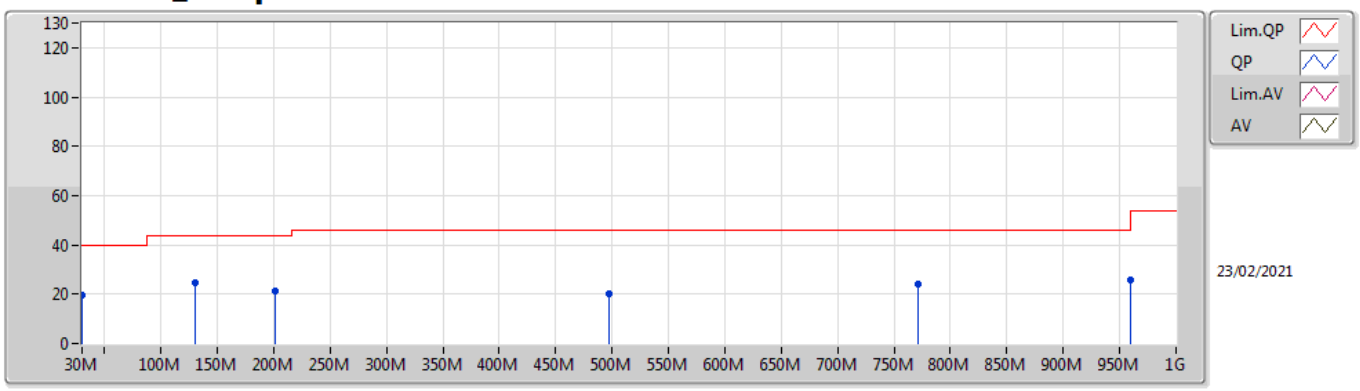

Type	Freq	Level	Limit	Margin	Factor	Dist	Condition	Azimuth	Height	Comment	Raw	AF	CL	PA
	(Hz)	(dBuV/m)	(dBuV/m)	(dB)	(dB)	(m)		(°)	(m)		(dBuV)	(dB)	(dB)	(dB)
PK	30M	19.44	40.00	-20.56	-14.16	3	Horizontal	0	1.00	-	33.60	23.51	-0.56	37.11
PK	130.88M	24.88	43.50	-18.62	-20.69	3	Horizontal	0	1.00	-	45.57	16.85	-1.13	36.41
PK	200.72M	21.28	43.50	-22.22	-23.31	3	Horizontal	0	1.00	-	44.59	14.19	-1.32	36.18
PK	497.54M	20.00	46.00	-26.00	-15.95	3	Horizontal	0	1.00	-	35.95	23.25	-2.22	36.98
PK	771.08M	23.92	46.00	-22.08	-12.78	3	Horizontal	0	1.00	-	36.70	27.32	-2.77	37.33
PK	960M	25.64	46.00	-20.36	-10.16	3	Horizontal	0	1.00	-	35.80	30.25	-3.11	37.30

Summary

Mode	Result	Type	Freq (Hz)	Level (dBuV/m)	Limit (dBuV/m)	Margin (dB)	Dist (m)	Condition	Azimuth (°)	Height (m)	Comments
5.15-5.25GHz	-	-	-	-	-	-	-	-	-	-	-
802.11a_Nss1,(6Mbps)_2TX	Pass	PK	10.40008G	68.04	68.20	-0.16	3	Horizontal	168	1.76	-
802.11ac VHT20_Nss1,(MCS0)_2TX	Pass	AV	5.15G	53.87	54.00	-0.13	3	Horizontal	346	1.48	-
802.11ac VHT40_Nss1,(MCS0)_2TX	Pass	AV	5.15G	53.85	54.00	-0.15	3	Horizontal	346	1.48	-
802.11ac VHT80_Nss1,(MCS0)_2TX	Pass	AV	5.141G	53.85	54.00	-0.15	3	Horizontal	347	1.63	-
5.725-5.85GHz	-	-	-	-	-	-	-	-	-	-	-
802.11a_Nss1,(6Mbps)_2TX	Pass	AV	11.57012G	53.79	54.00	-0.21	3	Horizontal	145	1.65	-
802.11ac VHT20_Nss1,(MCS0)_2TX	Pass	PK	17.47293G	68.08	68.20	-0.12	3	Horizontal	138	1.93	-
802.11ac VHT40_Nss1,(MCS0)_2TX	Pass	AV	11.50992G	53.92	54.00	-0.08	3	Horizontal	118	1.66	-
802.11ac VHT80_Nss1,(MCS0)_2TX	Pass	PK	5.6502G	67.67	68.35	-0.68	3	Vertical	8	1.80	-

Result

Mode	Result	Type	Freq (Hz)	Level (dBuV/m)	Limit (dBuV/m)	Margin (dB)	Dist (m)	Condition	Azimuth (°)	Height (m)	Comments
802.11a_Nss1,(6Mbps)_2TX	-	-	-	-	-	-	-	-	-	-	-
5180MHz	Pass	AV	5.15G	52.58	54.00	-1.42	3	Vertical	330	2.12	-
5180MHz	Pass	AV	5.1814G	102.90	Inf	-Inf	3	Vertical	330	2.12	-
5180MHz	Pass	PK	5.15G	69.52	74.00	-4.48	3	Vertical	330	2.12	-
5180MHz	Pass	PK	5.1766G	112.39	Inf	-Inf	3	Vertical	330	2.12	-
5180MHz	Pass	AV	5.1492G	53.64	54.00	-0.36	3	Horizontal	354	2.74	-
5180MHz	Pass	AV	5.1792G	104.17	Inf	-Inf	3	Horizontal	354	2.74	-
5180MHz	Pass	PK	5.1488G	71.15	74.00	-2.85	3	Horizontal	354	2.74	-
5180MHz	Pass	PK	5.1792G	113.03	Inf	-Inf	3	Horizontal	354	2.74	-
5180MHz	Pass	AV	15.5388G	45.53	54.00	-8.47	3	Vertical	328	1.58	-
5180MHz	Pass	PK	10.3602G	62.21	68.20	-5.99	3	Vertical	176	1.39	-
5180MHz	Pass	PK	15.53952G	59.20	74.00	-14.80	3	Vertical	328	1.58	-
5180MHz	Pass	AV	15.53956G	48.74	54.00	-5.26	3	Horizontal	34	1.50	-
5180MHz	Pass	PK	10.36016G	64.80	68.20	-3.40	3	Horizontal	162	1.50	-
5180MHz	Pass	PK	15.5396G	62.39	74.00	-11.61	3	Horizontal	34	1.50	-
5200MHz	Pass	AV	5.15G	44.61	54.00	-9.39	3	Vertical	339	2.02	-
5200MHz	Pass	AV	5.1952G	103.95	Inf	-Inf	3	Vertical	339	2.02	-
5200MHz	Pass	PK	5.15G	61.44	74.00	-12.56	3	Vertical	339	2.02	-
5200MHz	Pass	PK	5.2056G	113.75	Inf	-Inf	3	Vertical	339	2.02	-
5200MHz	Pass	AV	5.15G	45.95	54.00	-8.05	3	Horizontal	342	1.63	-
5200MHz	Pass	AV	5.2008G	105.47	Inf	-Inf	3	Horizontal	342	1.63	-
5200MHz	Pass	PK	5.15G	64.53	74.00	-9.47	3	Horizontal	342	1.63	-
5200MHz	Pass	PK	5.1964G	114.40	Inf	-Inf	3	Horizontal	342	1.63	-
5200MHz	Pass	AV	15.59904G	47.96	54.00	-6.04	3	Vertical	329	1.56	-
5200MHz	Pass	PK	10.39424G	63.31	68.20	-4.89	3	Vertical	176	1.47	-
5200MHz	Pass	PK	15.5994G	61.16	74.00	-12.84	3	Vertical	329	1.56	-
5200MHz	Pass	AV	15.59928G	52.23	54.00	-1.77	3	Horizontal	40	1.54	-
5200MHz	Pass	PK	10.40008G	68.04	68.20	-0.16	3	Horizontal	168	1.76	-
5200MHz	Pass	PK	15.59952G	66.03	74.00	-7.97	3	Horizontal	40	1.54	-
5240MHz	Pass	AV	5.1116G	42.47	54.00	-11.53	3	Vertical	337	2.33	-
5240MHz	Pass	AV	5.2364G	101.96	Inf	-Inf	3	Vertical	337	2.33	-
5240MHz	Pass	AV	5.3702G	41.06	54.00	-12.94	3	Vertical	337	2.33	-
5240MHz	Pass	PK	5.15G	56.61	74.00	-17.39	3	Vertical	337	2.33	-
5240MHz	Pass	PK	5.2364G	111.60	Inf	-Inf	3	Vertical	337	2.33	-
5240MHz	Pass	PK	5.3738G	53.96	74.00	-20.04	3	Vertical	337	2.33	-
5240MHz	Pass	AV	5.132G	42.61	54.00	-11.39	3	Horizontal	344	1.64	-
5240MHz	Pass	AV	5.2412G	103.87	Inf	-Inf	3	Horizontal	344	1.64	-
5240MHz	Pass	AV	5.3702G	42.53	54.00	-11.47	3	Horizontal	344	1.64	-
5240MHz	Pass	PK	5.1374G	55.22	74.00	-18.78	3	Horizontal	344	1.64	-
5240MHz	Pass	PK	5.2364G	112.84	Inf	-Inf	3	Horizontal	344	1.64	-
5240MHz	Pass	PK	5.366G	54.79	74.00	-19.21	3	Horizontal	344	1.64	-
5240MHz	Pass	AV	15.71936G	45.65	54.00	-8.35	3	Vertical	332	1.56	-
5240MHz	Pass	PK	10.48012G	65.97	68.20	-2.23	3	Vertical	155	1.00	-
5240MHz	Pass	PK	15.71956G	58.18	74.00	-15.82	3	Vertical	332	1.56	-
5240MHz	Pass	AV	15.71976G	48.71	54.00	-5.29	3	Horizontal	36	1.49	-
5240MHz	Pass	PK	10.48484G	67.87	68.20	-0.33	3	Horizontal	164	1.74	-
5240MHz	Pass	PK	15.72036G	62.77	74.00	-11.23	3	Horizontal	36	1.49	-
5745MHz	Pass	AV	5.7474G	97.59	Inf	-Inf	3	Vertical	30	1.27	-
5745MHz	Pass	PK	5.6058G	54.51	68.20	-13.69	3	Vertical	30	1.27	-
5745MHz	Pass	PK	5.7414G	106.60	Inf	-Inf	3	Vertical	30	1.27	-
5745MHz	Pass	PK	5.9322G	55.16	68.20	-13.04	3	Vertical	30	1.27	-
5745MHz	Pass	AV	5.7414G	99.04	Inf	-Inf	3	Horizontal	346	1.15	-
5745MHz	Pass	PK	5.5578G	55.68	68.20	-12.52	3	Horizontal	346	1.15	-
5745MHz	Pass	PK	5.7474G	107.47	Inf	-Inf	3	Horizontal	346	1.15	-
5745MHz	Pass	PK	5.949G	54.83	68.20	-13.37	3	Horizontal	346	1.15	-
5745MHz	Pass	AV	11.49024G	46.60	54.00	-7.40	3	Vertical	140	2.42	-
5745MHz	Pass	PK	11.49592G	59.25	74.00	-14.75	3	Vertical	140	2.42	-
5745MHz	Pass	PK	17.22664G	57.35	68.20	-10.85	3	Vertical	47	2.21	-
5745MHz	Pass	AV	11.4902G	53.65	54.00	-0.35	3	Horizontal	140	1.66	-
5745MHz	Pass	PK	11.49088G	66.10	74.00	-7.90	3	Horizontal	140	1.66	-
5745MHz	Pass	PK	17.23692G	60.41	68.20	-7.79	3	Horizontal	127	1.02	-

Mode	Result	Type	Freq (Hz)	Level (dBuV/m)	Limit (dBuV/m)	Margin (dB)	Dist (m)	Condition	Azimuth (°)	Height (m)	Comments
5785MHz	Pass	AV	5.7874G	99.40	Inf	-Inf	3	Vertical	27	2.77	-
5785MHz	Pass	PK	5.5858G	54.70	68.20	-13.50	3	Vertical	27	2.77	-
5785MHz	Pass	PK	5.7826G	108.09	Inf	-Inf	3	Vertical	27	2.77	-
5785MHz	Pass	PK	5.9398G	55.45	68.20	-12.75	3	Vertical	27	2.77	-
5785MHz	Pass	AV	5.7886G	101.57	Inf	-Inf	3	Horizontal	273	2.23	-
5785MHz	Pass	PK	5.623G	54.74	68.20	-13.46	3	Horizontal	273	2.23	-
5785MHz	Pass	PK	5.779G	110.07	Inf	-Inf	3	Horizontal	273	2.23	-
5785MHz	Pass	PK	5.9482G	56.11	68.20	-12.09	3	Horizontal	273	2.23	-
5785MHz	Pass	AV	11.57019G	45.53	54.00	-8.47	3	Vertical	55	2.07	-
5785MHz	Pass	PK	11.57092G	58.99	74.00	-15.01	3	Vertical	55	2.07	-
5785MHz	Pass	PK	17.3606G	58.54	68.20	-9.66	3	Vertical	165	1.50	-
5785MHz	Pass	AV	11.57012G	53.79	54.00	-0.21	3	Horizontal	145	1.65	-
5785MHz	Pass	PK	11.56628G	66.88	74.00	-7.12	3	Horizontal	145	1.65	-
5785MHz	Pass	PK	17.35244G	64.80	68.20	-3.40	3	Horizontal	130	1.52	-
5825MHz	Pass	AV	5.8202G	99.31	Inf	-Inf	3	Vertical	35	2.86	-
5825MHz	Pass	PK	5.531G	55.92	68.20	-12.28	3	Vertical	35	2.86	-
5825MHz	Pass	PK	5.8298G	107.99	Inf	-Inf	3	Vertical	35	2.86	-
5825MHz	Pass	PK	5.9846G	55.54	68.20	-12.66	3	Vertical	35	2.86	-
5825MHz	Pass	AV	5.8262G	102.57	Inf	-Inf	3	Horizontal	273	2.20	-
5825MHz	Pass	PK	5.5694G	54.74	68.20	-13.46	3	Horizontal	273	2.20	-
5825MHz	Pass	PK	5.8274G	111.06	Inf	-Inf	3	Horizontal	273	2.20	-
5825MHz	Pass	PK	5.9798G	55.59	68.20	-12.61	3	Horizontal	273	2.20	-
5825MHz	Pass	AV	11.65008G	43.50	54.00	-10.50	3	Vertical	326	1.50	-
5825MHz	Pass	PK	11.65472G	56.48	74.00	-17.52	3	Vertical	326	1.50	-
5825MHz	Pass	PK	17.47632G	59.57	68.20	-8.63	3	Vertical	127	2.40	-
5825MHz	Pass	AV	11.65022G	53.33	54.00	-0.67	3	Horizontal	147	1.63	-
5825MHz	Pass	PK	11.64628G	66.52	74.00	-7.48	3	Horizontal	147	1.63	-
5825MHz	Pass	PK	17.47034G	67.97	68.20	-0.23	3	Horizontal	132	1.50	-
802.11ac VHT20_Nss1,(MCS0)_2TX	-	-	-	-	-	-	-	-	-	-	-
5180MHz	Pass	AV	5.15G	49.68	54.00	-4.32	3	Vertical	40	1.37	-
5180MHz	Pass	AV	5.1822G	100.65	Inf	-Inf	3	Vertical	40	1.37	-
5180MHz	Pass	PK	5.1486G	67.76	74.00	-6.24	3	Vertical	40	1.37	-
5180MHz	Pass	PK	5.1776G	110.85	Inf	-Inf	3	Vertical	40	1.37	-
5180MHz	Pass	AV	5.15G	53.87	54.00	-0.13	3	Horizontal	346	1.48	-
5180MHz	Pass	AV	5.1774G	103.70	Inf	-Inf	3	Horizontal	346	1.48	-
5180MHz	Pass	PK	5.15G	72.92	74.00	-1.08	3	Horizontal	346	1.48	-
5180MHz	Pass	PK	5.1776G	114.00	Inf	-Inf	3	Horizontal	346	1.48	-
5180MHz	Pass	AV	15.53908G	44.35	54.00	-9.65	3	Vertical	331	2.44	-
5180MHz	Pass	PK	10.3601G	62.61	68.20	-5.59	3	Vertical	150	2.65	-
5180MHz	Pass	PK	15.53852G	57.13	74.00	-16.87	3	Vertical	331	2.44	-
5180MHz	Pass	AV	15.53746G	48.23	54.00	-5.77	3	Horizontal	38	3.00	-
5180MHz	Pass	PK	10.35998G	66.03	68.20	-2.17	3	Horizontal	186	1.68	-
5180MHz	Pass	PK	15.54196G	62.64	74.00	-11.36	3	Horizontal	38	3.00	-
5200MHz	Pass	AV	5.15G	44.27	54.00	-9.73	3	Vertical	329	1.69	-
5200MHz	Pass	AV	5.202G	102.99	Inf	-Inf	3	Vertical	329	1.69	-
5200MHz	Pass	PK	5.15G	62.88	74.00	-11.12	3	Vertical	329	1.69	-
5200MHz	Pass	PK	5.2052G	113.27	Inf	-Inf	3	Vertical	329	1.69	-
5200MHz	Pass	AV	5.15G	47.15	54.00	-6.85	3	Horizontal	345	1.44	-
5200MHz	Pass	AV	5.202G	105.50	Inf	-Inf	3	Horizontal	345	1.44	-
5200MHz	Pass	PK	5.1492G	66.74	74.00	-7.26	3	Horizontal	345	1.44	-
5200MHz	Pass	PK	5.1964G	115.41	Inf	-Inf	3	Horizontal	345	1.44	-
5200MHz	Pass	AV	15.5991G	46.96	54.00	-7.04	3	Vertical	329	1.60	-
5200MHz	Pass	PK	10.40026G	66.33	68.20	-1.87	3	Vertical	148	2.55	-
5200MHz	Pass	PK	15.59918G	60.04	74.00	-13.96	3	Vertical	329	1.60	-
5200MHz	Pass	AV	15.59926G	51.05	54.00	-2.95	3	Horizontal	38	1.50	-
5200MHz	Pass	PK	10.4008G	68.01	68.20	-0.19	3	Horizontal	186	1.65	-
5200MHz	Pass	PK	15.59962G	64.37	74.00	-9.63	3	Horizontal	38	1.50	-
5240MHz	Pass	AV	5.0996G	42.27	54.00	-11.73	3	Vertical	43	1.52	-
5240MHz	Pass	AV	5.2424G	103.53	Inf	-Inf	3	Vertical	43	1.52	-
5240MHz	Pass	AV	5.378G	41.14	54.00	-12.86	3	Vertical	43	1.52	-
5240MHz	Pass	PK	5.1164G	54.71	74.00	-19.29	3	Vertical	43	1.52	-
5240MHz	Pass	PK	5.2376G	113.51	Inf	-Inf	3	Vertical	43	1.52	-

Mode	Result	Type	Freq (Hz)	Level (dBuV/m)	Limit (dBuV/m)	Margin (dB)	Dist (m)	Condition	Azimuth (°)	Height (m)	Comments
5240MHz	Pass	PK	5.363G	53.56	74.00	-20.44	3	Vertical	43	1.52	-
5240MHz	Pass	AV	5.1362G	42.61	54.00	-11.39	3	Horizontal	348	1.54	-
5240MHz	Pass	AV	5.237G	106.18	Inf	-Inf	3	Horizontal	348	1.54	-
5240MHz	Pass	AV	5.35G	42.57	54.00	-11.43	3	Horizontal	348	1.54	-
5240MHz	Pass	PK	5.1452G	58.98	74.00	-15.02	3	Horizontal	348	1.54	-
5240MHz	Pass	PK	5.2382G	116.00	Inf	-Inf	3	Horizontal	348	1.54	-
5240MHz	Pass	PK	5.3516G	56.25	74.00	-17.75	3	Horizontal	348	1.54	-
5240MHz	Pass	AV	15.71964G	47.86	54.00	-6.14	3	Vertical	251	1.18	-
5240MHz	Pass	PK	10.47957G	65.76	68.20	-2.44	3	Vertical	152	2.40	-
5240MHz	Pass	PK	15.71775G	62.81	74.00	-11.19	3	Vertical	329	1.58	-
5240MHz	Pass	AV	15.7197G	53.00	54.00	-1.00	3	Horizontal	39	1.49	-
5240MHz	Pass	PK	10.4799G	68.02	68.20	-0.18	3	Horizontal	188	1.67	-
5240MHz	Pass	PK	15.71785G	67.62	74.00	-6.38	3	Horizontal	39	1.49	-
5745MHz	Pass	AV	5.7474G	102.80	Inf	-Inf	3	Vertical	29	2.67	-
5745MHz	Pass	PK	5.5986G	54.97	68.20	-13.23	3	Vertical	29	2.67	-
5745MHz	Pass	PK	5.7414G	111.48	Inf	-Inf	3	Vertical	29	2.67	-
5745MHz	Pass	PK	5.9706G	55.06	68.20	-13.14	3	Vertical	29	2.67	-
5745MHz	Pass	AV	5.7474G	103.99	Inf	-Inf	3	Horizontal	271	175	-
5745MHz	Pass	PK	5.5458G	54.90	68.20	-13.30	3	Horizontal	271	175	-
5745MHz	Pass	PK	5.7414G	112.69	Inf	-Inf	3	Horizontal	271	175	-
5745MHz	Pass	PK	6.0378G	54.74	68.20	-13.46	3	Horizontal	271	175	-
5745MHz	Pass	AV	11.48988G	50.37	54.00	-3.63	3	Vertical	142	2.44	-
5745MHz	Pass	PK	11.4924G	64.31	74.00	-9.69	3	Vertical	142	2.44	-
5745MHz	Pass	PK	17.23604G	60.57	68.20	-7.63	3	Vertical	170	1.46	-
5745MHz	Pass	AV	11.48974G	53.85	54.00	-0.15	3	Horizontal	189	1.50	-
5745MHz	Pass	PK	11.49264G	68.39	74.00	-5.61	3	Horizontal	189	1.50	-
5745MHz	Pass	PK	17.23168G	64.37	68.20	-3.83	3	Horizontal	124	3.00	-
5785MHz	Pass	AV	5.7814G	98.44	Inf	-Inf	3	Vertical	278.8	2.92	-
5785MHz	Pass	PK	5.6278G	54.25	68.20	-13.95	3	Vertical	278.8	2.92	-
5785MHz	Pass	PK	5.7886G	107.68	Inf	-Inf	3	Vertical	278.8	2.92	-
5785MHz	Pass	PK	6.0394G	54.80	68.20	-13.40	3	Vertical	278.8	2.92	-
5785MHz	Pass	AV	5.7874G	99.83	Inf	-Inf	3	Horizontal	324	2.91	-
5785MHz	Pass	PK	5.5006G	54.35	68.20	-13.85	3	Horizontal	324	2.91	-
5785MHz	Pass	PK	5.779G	108.98	Inf	-Inf	3	Horizontal	324	2.91	-
5785MHz	Pass	PK	6.061G	55.08	68.20	-13.12	3	Horizontal	324	2.91	-
5785MHz	Pass	AV	11.56988G	46.70	54.00	-7.30	3	Vertical	154	2.81	-
5785MHz	Pass	PK	11.57248G	61.45	74.00	-12.55	3	Vertical	154	2.81	-
5785MHz	Pass	PK	17.35924G	60.55	68.20	-7.65	3	Vertical	135	1.50	-
5785MHz	Pass	AV	11.56988G	53.82	54.00	-0.18	3	Horizontal	118	1.62	-
5785MHz	Pass	PK	11.56906G	68.01	74.00	-5.99	3	Horizontal	118	1.62	-
5785MHz	Pass	PK	17.35337G	67.17	68.20	-1.03	3	Horizontal	134	1.50	-
5825MHz	Pass	AV	5.8274G	98.91	Inf	-Inf	3	Vertical	9	1.66	-
5825MHz	Pass	PK	5.543G	54.36	68.20	-13.84	3	Vertical	9	1.66	-
5825MHz	Pass	PK	5.8286G	108.57	Inf	-Inf	3	Vertical	9	1.66	-
5825MHz	Pass	PK	5.9486G	54.83	68.20	-13.37	3	Vertical	9	1.66	-
5825MHz	Pass	AV	5.8274G	100.49	Inf	-Inf	3	Horizontal	323	2.85	-
5825MHz	Pass	PK	5.6318G	56.00	68.20	-12.20	3	Horizontal	323	2.85	-
5825MHz	Pass	PK	5.8202G	109.67	Inf	-Inf	3	Horizontal	323	2.85	-
5825MHz	Pass	PK	5.981G	55.04	68.20	-13.16	3	Horizontal	323	2.85	-
5825MHz	Pass	AV	11.64985G	47.03	54.00	-6.97	3	Vertical	152	2.80	-
5825MHz	Pass	PK	11.64924G	61.81	74.00	-12.19	3	Vertical	152	2.80	-
5825MHz	Pass	PK	17.47579G	62.44	68.20	-5.76	3	Vertical	166	1.34	-
5825MHz	Pass	AV	11.64986G	53.76	54.00	-0.24	3	Horizontal	118	1.64	-
5825MHz	Pass	PK	11.64907G	68.02	74.00	-5.98	3	Horizontal	118	1.64	-
5825MHz	Pass	PK	17.47293G	68.08	68.20	-0.12	3	Horizontal	138	1.93	-
802.11ac VHT40_Nss1,(MCS0)_2TX	-	-	-	-	-	-	-	-	-	-	-
5190MHz	Pass	AV	5.15G	50.77	54.00	-3.23	3	Vertical	42	1.48	-
5190MHz	Pass	AV	5.188G	96.04	Inf	-Inf	3	Vertical	42	1.48	-
5190MHz	Pass	PK	5.1492G	67.28	74.00	-6.72	3	Vertical	42	1.48	-
5190MHz	Pass	PK	5.184G	105.11	Inf	-Inf	3	Vertical	42	1.48	-
5190MHz	Pass	AV	5.15G	53.85	54.00	-0.15	3	Horizontal	346	1.48	-
5190MHz	Pass	AV	5.1856G	98.82	Inf	-Inf	3	Horizontal	346	1.48	-

Mode	Result	Type	Freq (Hz)	Level (dBuV/m)	Limit (dBuV/m)	Margin (dB)	Dist (m)	Condition	Azimuth (°)	Height (m)	Comments
5190MHz	Pass	PK	5.1464G	73.84	74.00	-0.16	3	Horizontal	346	1.48	-
5190MHz	Pass	PK	5.1824G	108.50	Inf	-Inf	3	Horizontal	346	1.48	-
5190MHz	Pass	AV	15.57189G	42.28	54.00	-11.72	3	Vertical	215	1.92	-
5190MHz	Pass	PK	10.37903G	61.63	68.20	-6.57	3	Vertical	148	2.56	-
5190MHz	Pass	PK	15.57222G	55.56	74.00	-18.44	3	Vertical	215	1.92	-
5190MHz	Pass	AV	15.57217G	44.10	54.00	-9.90	3	Horizontal	40	3.00	-
5190MHz	Pass	PK	10.38089G	62.96	68.20	-5.24	3	Horizontal	187	1.62	-
5190MHz	Pass	PK	15.56775G	57.44	74.00	-16.56	3	Horizontal	40	3.00	-
5230MHz	Pass	AV	5.15G	47.69	54.00	-6.31	3	Vertical	43	1.56	-
5230MHz	Pass	AV	5.2256G	99.89	Inf	-Inf	3	Vertical	43	1.56	-
5230MHz	Pass	PK	5.1472G	63.21	74.00	-10.79	3	Vertical	43	1.56	-
5230MHz	Pass	PK	5.222G	109.52	Inf	-Inf	3	Vertical	43	1.56	-
5230MHz	Pass	AV	5.15G	52.04	54.00	-1.96	3	Horizontal	350	1.50	-
5230MHz	Pass	AV	5.2256G	102.47	Inf	-Inf	3	Horizontal	350	1.50	-
5230MHz	Pass	PK	5.148G	69.93	74.00	-4.07	3	Horizontal	350	1.50	-
5230MHz	Pass	PK	5.2224G	112.09	Inf	-Inf	3	Horizontal	350	1.50	-
5230MHz	Pass	AV	15.69212G	45.57	54.00	-8.43	3	Vertical	331	1.59	-
5230MHz	Pass	PK	10.45912G	64.07	68.20	-4.13	3	Vertical	148	2.53	-
5230MHz	Pass	PK	15.68757G	59.64	74.00	-14.36	3	Vertical	331	1.59	-
5230MHz	Pass	AV	15.69193G	49.98	54.00	-4.02	3	Horizontal	40	1.50	-
5230MHz	Pass	PK	10.45924G	67.07	68.20	-1.13	3	Horizontal	188	1.59	-
5230MHz	Pass	PK	15.68779G	64.34	74.00	-9.66	3	Horizontal	40	1.50	-
5755MHz	Pass	AV	5.749G	96.56	Inf	-Inf	3	Vertical	17	1.72	-
5755MHz	Pass	PK	5.5798G	54.80	68.20	-13.40	3	Vertical	17	1.72	-
5755MHz	Pass	PK	5.749G	105.54	Inf	-Inf	3	Vertical	17	1.72	-
5755MHz	Pass	PK	5.989G	54.62	68.20	-13.58	3	Vertical	17	1.72	-
5755MHz	Pass	AV	5.7562G	97.75	Inf	-Inf	3	Horizontal	318	1.34	-
5755MHz	Pass	PK	5.5846G	55.56	68.20	-12.64	3	Horizontal	318	1.34	-
5755MHz	Pass	PK	5.7478G	107.09	Inf	-Inf	3	Horizontal	318	1.34	-
5755MHz	Pass	PK	5.9482G	55.85	68.20	-12.35	3	Horizontal	318	1.34	-
5755MHz	Pass	AV	11.50992G	47.81	54.00	-6.19	3	Vertical	158	2.66	-
5755MHz	Pass	PK	11.51061G	60.64	74.00	-13.36	3	Vertical	158	2.66	-
5755MHz	Pass	PK	17.26736G	58.06	68.20	-10.14	3	Vertical	336	1.50	-
5755MHz	Pass	AV	11.50992G	53.92	54.00	-0.08	3	Horizontal	118	1.66	-
5755MHz	Pass	PK	11.51025G	66.43	74.00	-7.57	3	Horizontal	118	1.66	-
5755MHz	Pass	PK	17.26281G	67.64	68.20	-0.56	3	Horizontal	134	1.52	-
5795MHz	Pass	AV	5.7938G	98.51	Inf	-Inf	3	Vertical	37	1.52	-
5795MHz	Pass	PK	5.6186G	56.19	68.20	-12.01	3	Vertical	37	1.52	-
5795MHz	Pass	PK	5.7926G	107.77	Inf	-Inf	3	Vertical	37	1.52	-
5795MHz	Pass	PK	5.9318G	55.30	68.20	-12.90	3	Vertical	37	1.52	-
5795MHz	Pass	AV	5.7938G	100.55	Inf	-Inf	3	Horizontal	275	1.82	-
5795MHz	Pass	PK	5.585G	54.95	68.20	-13.25	3	Horizontal	275	1.82	-
5795MHz	Pass	PK	5.7926G	109.43	Inf	-Inf	3	Horizontal	275	1.82	-
5795MHz	Pass	PK	5.927G	56.27	68.20	-11.93	3	Horizontal	275	1.82	-
5795MHz	Pass	AV	11.58986G	45.62	54.00	-8.38	3	Vertical	150	2.83	-
5795MHz	Pass	PK	11.59068G	58.07	74.00	-15.93	3	Vertical	150	2.83	-
5795MHz	Pass	PK	17.38826G	59.88	68.20	-8.32	3	Vertical	134	1.00	-
5795MHz	Pass	AV	11.58992G	52.09	54.00	-1.91	3	Horizontal	114	1.50	-
5795MHz	Pass	PK	11.59024G	64.17	74.00	-9.83	3	Horizontal	114	1.50	-
5795MHz	Pass	PK	17.38278G	67.86	68.20	-0.34	3	Horizontal	130	1.50	-
802.11ac VHT80_Nss1,(MCS0)_2TX	-	-	-	-	-	-	-	-	-	-	-
5210MHz	Pass	AV	5.145G	48.94	54.00	-5.06	3	Vertical	352	1.50	-
5210MHz	Pass	AV	5.222G	91.61	Inf	-Inf	3	Vertical	352	1.50	-
5210MHz	Pass	AV	5.438G	41.54	54.00	-12.46	3	Vertical	352	1.50	-
5210MHz	Pass	PK	5.142G	61.92	74.00	-12.08	3	Vertical	352	1.50	-
5210MHz	Pass	PK	5.19G	100.70	Inf	-Inf	3	Vertical	352	1.50	-
5210MHz	Pass	PK	5.378G	54.46	74.00	-19.54	3	Vertical	352	1.50	-
5210MHz	Pass	AV	5.141G	53.85	54.00	-0.15	3	Horizontal	347	1.63	-
5210MHz	Pass	AV	5.187G	91.11	Inf	-Inf	3	Horizontal	347	1.63	-
5210MHz	Pass	AV	5.353G	42.42	54.00	-11.58	3	Horizontal	347	1.63	-
5210MHz	Pass	PK	5.144G	69.68	74.00	-4.32	3	Horizontal	347	1.63	-
5210MHz	Pass	PK	5.179G	100.30	Inf	-Inf	3	Horizontal	347	1.63	-

Mode	Result	Type	Freq (Hz)	Level (dBuV/m)	Limit (dBuV/m)	Margin (dB)	Dist (m)	Condition	Azimuth (°)	Height (m)	Comments
5210MHz	Pass	PK	5.35G	56.49	74.00	-17.51	3	Horizontal	347	1.63	-
5210MHz	Pass	AV	15.62522G	41.75	54.00	-12.25	3	Vertical	0	2.22	-
5210MHz	Pass	PK	10.4189G	57.90	68.20	-10.30	3	Vertical	150	2.43	-
5210MHz	Pass	PK	15.63216G	55.75	74.00	-18.25	3	Vertical	0	2.22	-
5210MHz	Pass	AV	15.62816G	42.76	54.00	-11.24	3	Horizontal	71	2.21	-
5210MHz	Pass	PK	10.41882G	62.29	68.20	-5.91	3	Horizontal	166	1.81	-
5210MHz	Pass	PK	15.63172G	56.06	74.00	-17.94	3	Horizontal	71	2.21	-
5775MHz	Pass	AV	5.7558G	95.29	Inf	-Inf	3	Vertical	8	1.80	-
5775MHz	Pass	PK	5.6502G	67.67	68.35	-0.68	3	Vertical	8	1.80	-
5775MHz	Pass	PK	5.7558G	105.60	Inf	-Inf	3	Vertical	8	1.80	-
5775MHz	Pass	PK	5.925G	60.46	68.20	-7.74	3	Vertical	8	1.80	-
5775MHz	Pass	AV	5.799G	96.36	Inf	-Inf	3	Horizontal	314	2.64	-
5775MHz	Pass	PK	5.6418G	57.95	68.20	-10.25	3	Horizontal	314	2.64	-
5775MHz	Pass	PK	5.7978G	105.87	Inf	-Inf	3	Horizontal	314	2.64	-
5775MHz	Pass	PK	5.925G	64.37	68.20	-3.83	3	Horizontal	314	2.64	-
5775MHz	Pass	AV	11.55G	46.92	54.00	-7.08	3	Vertical	152	2.76	-
5775MHz	Pass	PK	11.55352G	59.06	74.00	-14.94	3	Vertical	152	2.76	-
5775MHz	Pass	PK	17.34116G	60.48	68.20	-7.72	3	Vertical	169	1.32	-
5775MHz	Pass	AV	11.54984G	51.36	54.00	-2.64	3	Horizontal	164	1.64	-
5775MHz	Pass	PK	11.54984G	64.11	74.00	-9.89	3	Horizontal	164	1.64	-
5775MHz	Pass	PK	17.33855G	61.87	68.20	-6.33	3	Horizontal	131	2.98	-

802.11a_Nss1,(6Mbps)_2TX

5180MHz_TX

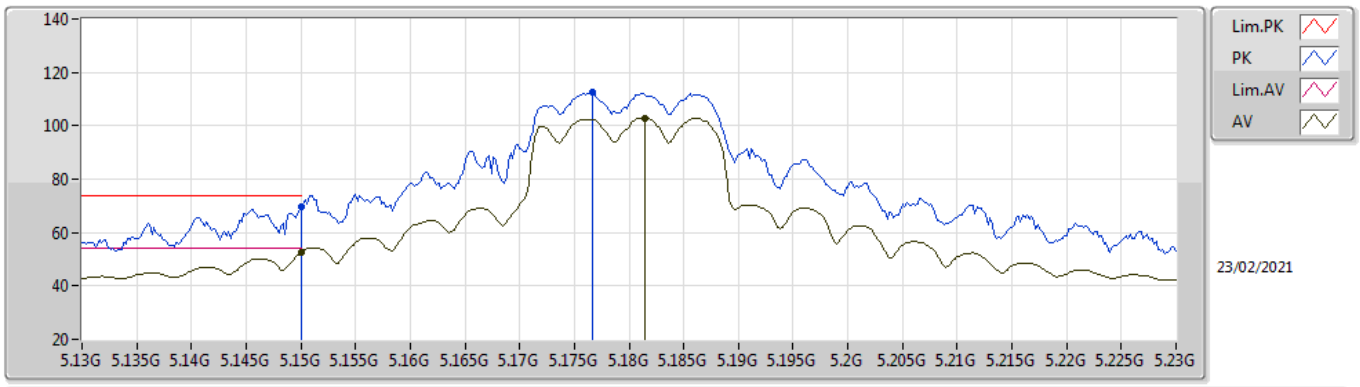

Type	Freq	Level	Limit	Margin	Factor	Dist	Condition	Azimuth	Height	Comment	Raw	AF	CL	PA
	(Hz)	(dBuV/m)	(dBuV/m)	(dB)	(dB)	(m)		(°)	(m)		(dBuV)	(dB)	(dB)	(dB)
AV	5.15G	52.58	54.00	-1.42	2.55	3	Vertical	330	2.12	-	50.03	32.00	5.47	34.92
AV	5.1814G	102.90	Inf	-Inf	2.39	3	Vertical	330	2.12	-	100.51	31.81	5.49	34.91
PK	5.15G	69.52	74.00	-4.48	2.55	3	Vertical	330	2.12	-	66.97	32.00	5.47	34.92
PK	5.1766G	112.39	Inf	-Inf	2.42	3	Vertical	330	2.12	-	109.97	31.84	5.49	34.91

802.11a_Nss1,(6Mbps)_2TX

5180MHz_TX

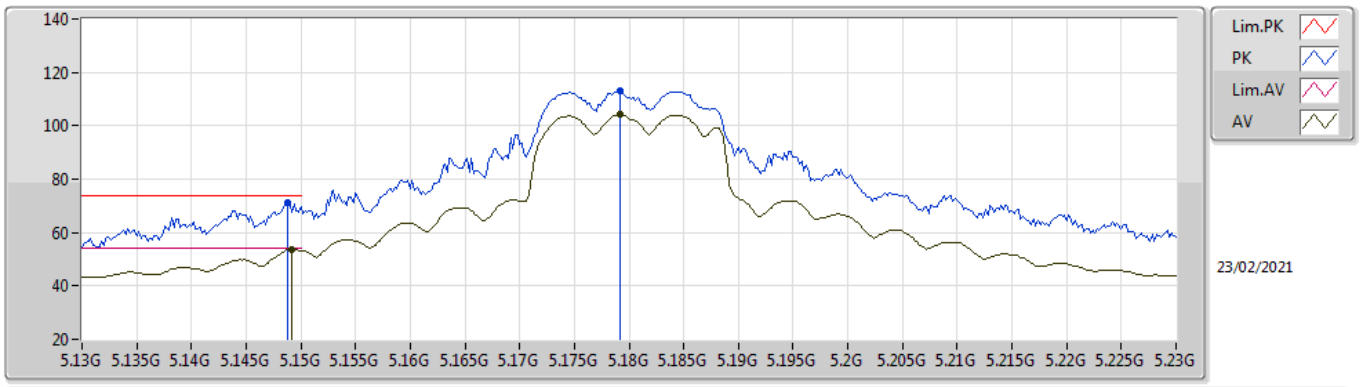

Type	Freq	Level	Limit	Margin	Factor	Dist	Condition	Azimuth	Height	Comment	Raw	AF	CL	PA
	(Hz)	(dBuV/m)	(dBuV/m)	(dB)	(dB)	(m)		(°)	(m)		(dBuV)	(dB)	(dB)	(dB)
AV	5.1492G	53.64	54.00	-0.36	2.55	3	Horizontal	354	2.74	-	51.09	32.00	5.47	34.92
AV	5.1792G	104.17	Inf	-Inf	2.40	3	Horizontal	354	2.74	-	101.77	31.82	5.49	34.91
PK	5.1488G	71.15	74.00	-2.85	2.55	3	Horizontal	354	2.74	-	68.60	32.00	5.47	34.92
PK	5.1792G	113.03	Inf	-Inf	2.40	3	Horizontal	354	2.74	-	110.63	31.82	5.49	34.91

802.11a_Nss1,(6Mbps)_2TX

5180MHz_TX

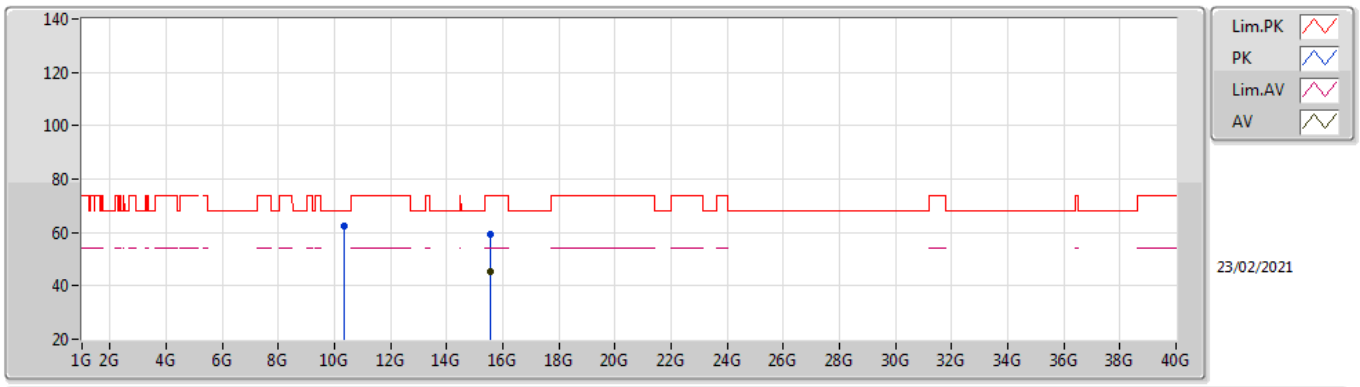

Type	Freq	Level	Limit	Margin	Factor	Dist	Condition	Azimuth	Height	Comment	Raw	AF	CL	PA
	(Hz)	(dBuV/m)	(dBuV/m)	(dB)	(dB)	(m)		(°)	(m)		(dBuV)	(dB)	(dB)	(dB)
AV	15.5388G	45.53	54.00	-8.47	13.18	3	Vertical	328	1.58	-	32.35	38.51	9.78	35.11
PK	10.3602G	62.21	68.20	-5.99	12.17	3	Vertical	176	1.39	-	50.04	39.48	7.93	35.24
PK	15.53952G	59.20	74.00	-14.80	13.17	3	Vertical	328	1.58	-	46.03	38.50	9.78	35.11

802.11a_Nss1,(6Mbps)_2TX

5180MHz_TX

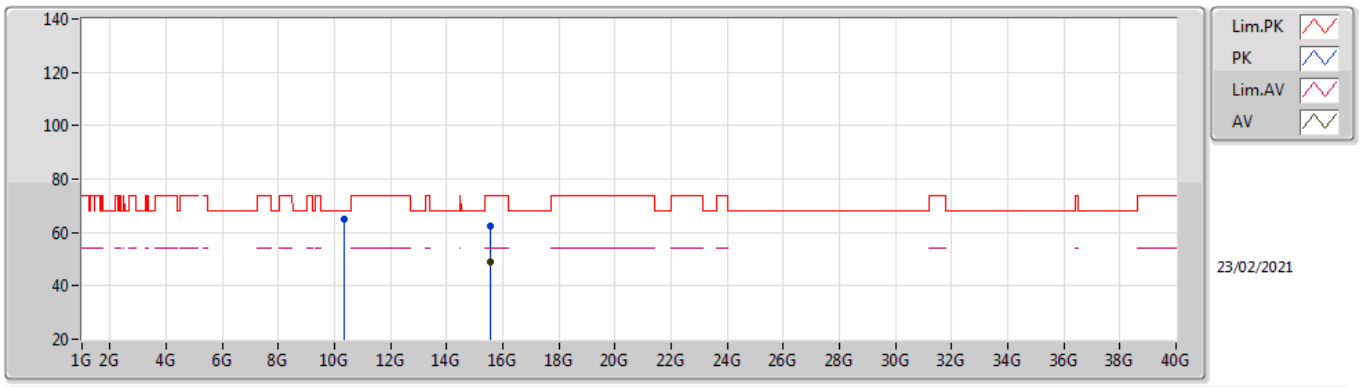

Type	Freq	Level	Limit	Margin	Factor	Dist	Condition	Azimuth	Height	Comment	Raw	AF	CL	PA
	(Hz)	(dBuV/m)	(dBuV/m)	(dB)	(dB)	(m)		(°)	(m)		(dBuV)	(dB)	(dB)	(dB)
AV	15.53956G	48.74	54.00	-5.26	13.17	3	Horizontal	34	1.50	-	35.57	38.50	9.78	35.11
PK	10.36016G	64.80	68.20	-3.40	12.17	3	Horizontal	162	1.50	-	52.63	39.48	7.93	35.24
PK	15.5396G	62.39	74.00	-11.61	13.17	3	Horizontal	34	1.50	-	49.22	38.50	9.78	35.11

802.11a_Nss1,(6Mbps)_2TX

5200MHz_TX

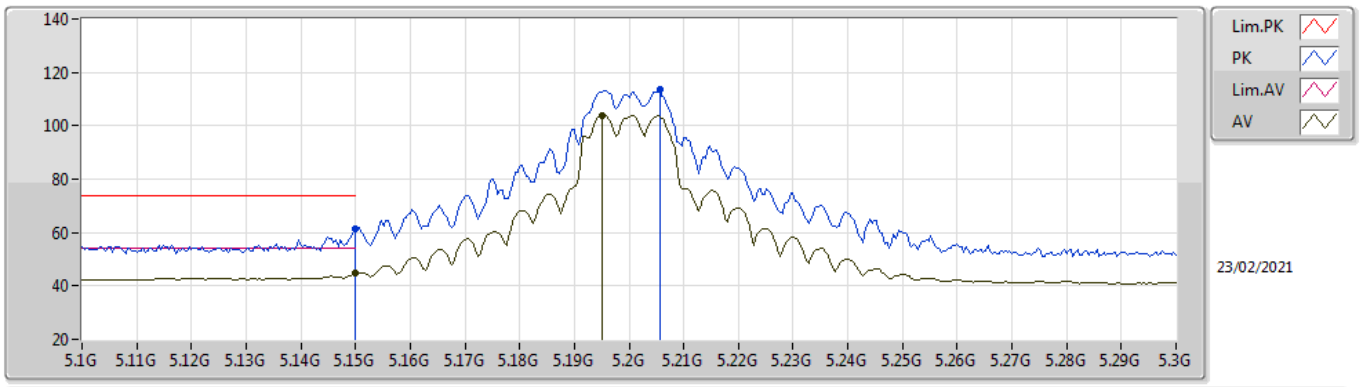

Type	Freq	Level	Limit	Margin	Factor	Dist	Condition	Azimuth	Height	Comment	Raw	AF	CL	PA
	(Hz)	(dBuV/m)	(dBuV/m)	(dB)	(dB)	(m)		(°)	(m)		(dBuV)	(dB)	(dB)	(dB)
AV	5.15G	44.61	54.00	-9.39	2.55	3	Vertical	339	2.02	-	42.06	32.00	5.47	34.92
AV	5.1952G	103.95	Inf	-Inf	2.32	3	Vertical	339	2.02	-	101.63	31.73	5.50	34.91
PK	5.15G	61.44	74.00	-12.56	2.55	3	Vertical	339	2.02	-	58.89	32.00	5.47	34.92
PK	5.2056G	113.75	Inf	-Inf	2.27	3	Vertical	339	2.02	-	111.48	31.67	5.51	34.91

802.11a_Nss1,(6Mbps)_2TX

5200MHz_TX

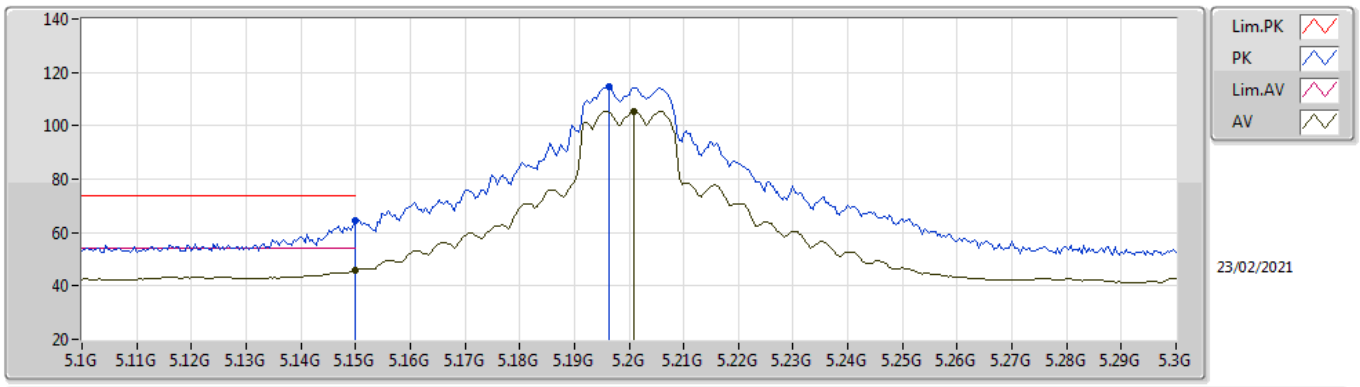

Type	Freq	Level	Limit	Margin	Factor	Dist	Condition	Azimuth	Height	Comment	Raw	AF	CL	PA
	(Hz)	(dBuV/m)	(dBuV/m)	(dB)	(dB)	(m)		(°)	(m)		(dBuV)	(dB)	(dB)	(dB)
AV	5.15G	45.95	54.00	-8.05	2.55	3	Horizontal	342	1.63	-	43.40	32.00	5.47	34.92
AV	5.2008G	105.47	Inf	-Inf	2.29	3	Horizontal	342	1.63	-	103.18	31.70	5.50	34.91
PK	5.15G	64.53	74.00	-9.47	2.55	3	Horizontal	342	1.63	-	61.98	32.00	5.47	34.92
PK	5.1964G	114.40	Inf	-Inf	2.31	3	Horizontal	342	1.63	-	112.09	31.72	5.50	34.91

802.11a_Nss1,(6Mbps)_2TX

5200MHz_TX

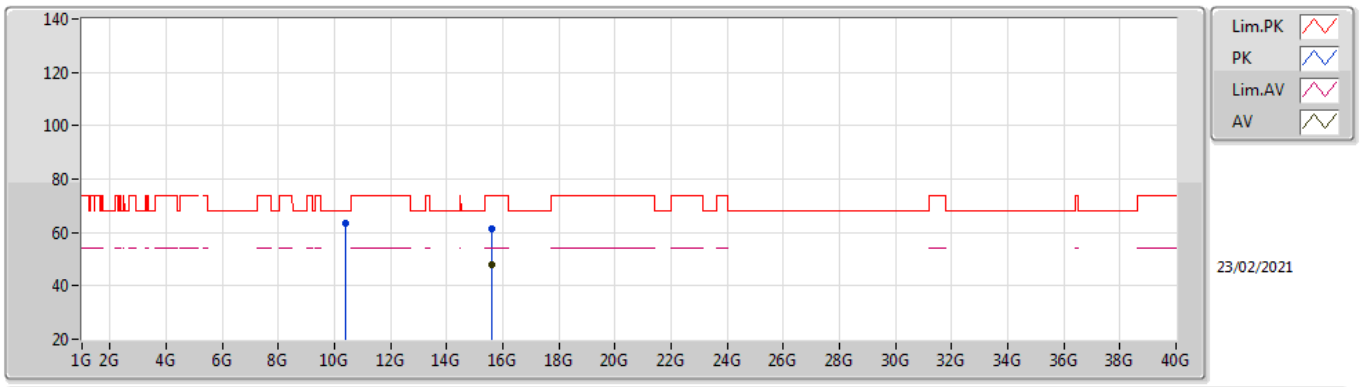

Type	Freq	Level	Limit	Margin	Factor	Dist	Condition	Azimuth	Height	Comment	Raw	AF	CL	PA
	(Hz)	(dBuV/m)	(dBuV/m)	(dB)	(dB)	(m)		(°)	(m)		(dBuV)	(dB)	(dB)	(dB)
AV	15.59904G	47.96	54.00	-6.04	12.85	3	Vertical	329	1.56	-	35.11	38.20	9.80	35.15
PK	10.39424G	63.31	68.20	-4.89	12.32	3	Vertical	176	1.47	-	50.99	39.58	7.94	35.20
PK	15.5994G	61.16	74.00	-12.84	12.85	3	Vertical	329	1.56	-	48.31	38.20	9.80	35.15

802.11a_Nss1,(6Mbps)_2TX

5200MHz_TX

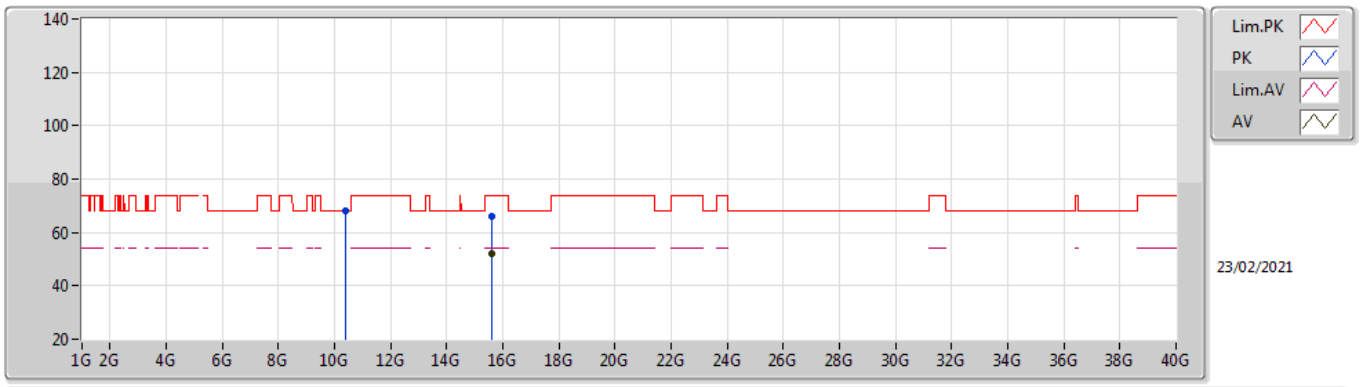

Type	Freq	Level	Limit	Margin	Factor	Dist	Condition	Azimuth	Height	Comment	Raw	AF	CL	PA
	(Hz)	(dBuV/m)	(dBuV/m)	(dB)	(dB)	(m)		(°)	(m)		(dBuV)	(dB)	(dB)	(dB)
AV	15.59928G	52.23	54.00	-1.77	12.85	3	Horizontal	40	1.54	-	39.38	38.20	9.80	35.15
PK	10.40008G	68.04	68.20	-0.16	12.35	3	Horizontal	168	1.76	-	55.69	39.60	7.94	35.19
PK	15.59952G	66.03	74.00	-7.97	12.85	3	Horizontal	40	1.54	-	53.18	38.20	9.80	35.15

802.11a_Nss1,(6Mbps)_2TX

5240MHz_TX

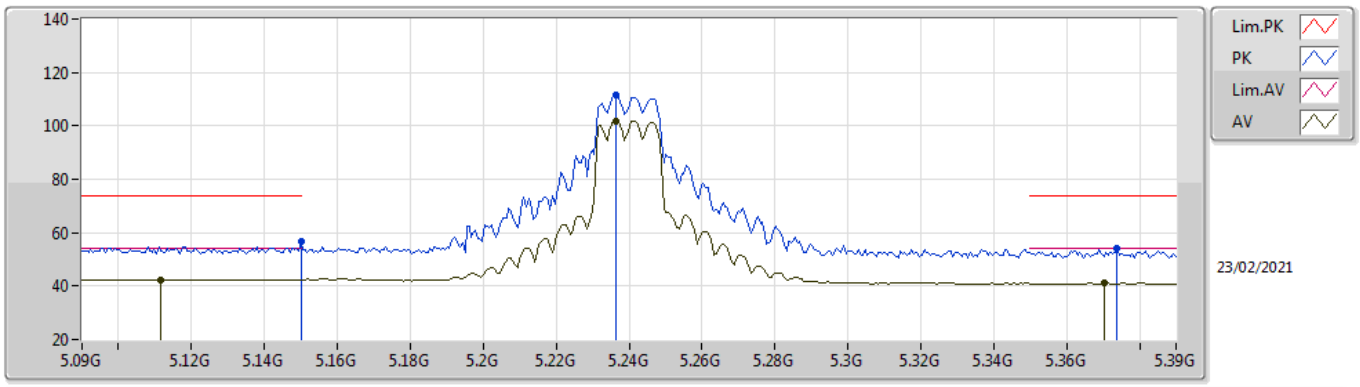

Type	Freq	Level	Limit	Margin	Factor	Dist	Condition	Azimuth	Height	Comment	Raw	AF	CL	PA
	(Hz)	(dBuV/m)	(dBuV/m)	(dB)	(dB)	(m)		(°)	(m)		(dBuV)	(dB)	(dB)	(dB)
AV	5.1116G	42.47	54.00	-11.53	2.54	3	Vertical	337	2.33	-	39.93	32.00	5.46	34.92
AV	5.2364G	101.96	Inf	-Inf	2.12	3	Vertical	337	2.33	-	99.84	31.48	5.54	34.90
AV	5.3702G	41.06	54.00	-12.94	2.21	3	Vertical	337	2.33	-	38.85	31.42	5.67	34.88
PK	5.15G	56.61	74.00	-17.39	2.55	3	Vertical	337	2.33	-	54.06	32.00	5.47	34.92
PK	5.2364G	111.60	Inf	-Inf	2.12	3	Vertical	337	2.33	-	109.48	31.48	5.54	34.90
PK	5.3738G	53.96	74.00	-20.04	2.23	3	Vertical	337	2.33	-	51.73	31.44	5.67	34.88

802.11a_Nss1,(6Mbps)_2TX

5240MHz_TX

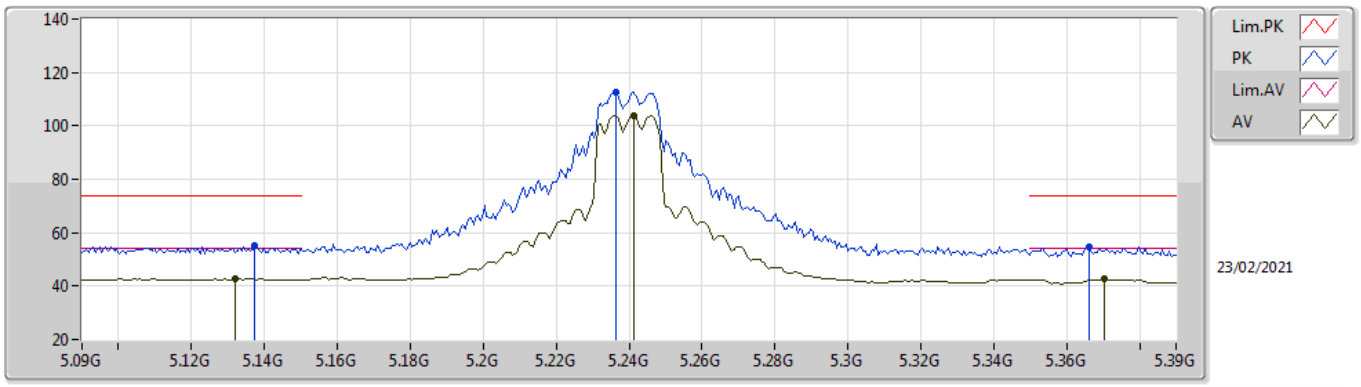

Type	Freq	Level	Limit	Margin	Factor	Dist	Condition	Azimuth	Height	Comment	Raw	AF	CL	PA
	(Hz)	(dBuV/m)	(dBuV/m)	(dB)	(dB)	(m)		(°)	(m)		(dBuV)	(dB)	(dB)	(dB)
AV	5.132G	42.61	54.00	-11.39	2.55	3	Horizontal	344	1.64	-	40.06	32.00	5.47	34.92
AV	5.2412G	103.87	Inf	-Inf	2.09	3	Horizontal	344	1.64	-	101.78	31.45	5.54	34.90
AV	5.3702G	42.53	54.00	-11.47	2.21	3	Horizontal	344	1.64	-	40.32	31.42	5.67	34.88
PK	5.1374G	55.22	74.00	-18.78	2.55	3	Horizontal	344	1.64	-	52.67	32.00	5.47	34.92
PK	5.2364G	112.84	Inf	-Inf	2.12	3	Horizontal	344	1.64	-	110.72	31.48	5.54	34.90
PK	5.366G	54.79	74.00	-19.21	2.19	3	Horizontal	344	1.64	-	52.60	31.40	5.67	34.88

802.11a_Nss1,(6Mbps)_2TX

5240MHz_TX

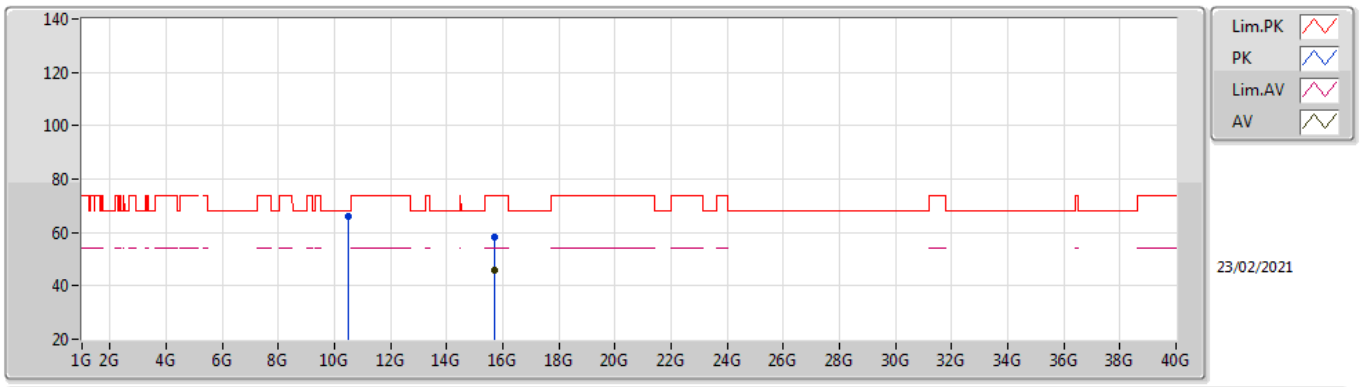

Type	Freq	Level	Limit	Margin	Factor	Dist	Condition	Azimuth	Height	Comment	Raw	AF	CL	PA
	(Hz)	(dBuV/m)	(dBuV/m)	(dB)	(dB)	(m)		(°)	(m)		(dBuV)	(dB)	(dB)	(dB)
AV	15.71936G	45.65	54.00	-8.35	12.80	3	Vertical	332	1.56	-	32.85	38.20	9.83	35.23
PK	10.48012G	65.97	68.20	-2.23	12.72	3	Vertical	155	1.00	-	53.25	39.84	7.97	35.09
PK	15.71956G	58.18	74.00	-15.82	12.80	3	Vertical	332	1.56	-	45.38	38.20	9.83	35.23

802.11a_Nss1,(6Mbps)_2TX

5240MHz_TX

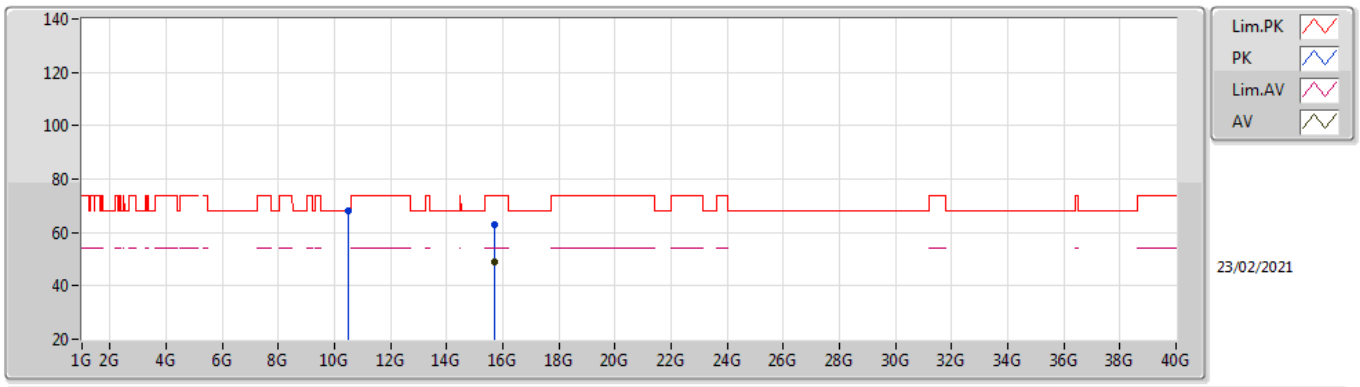

Type	Freq	Level	Limit	Margin	Factor	Dist	Condition	Azimuth	Height	Comment	Raw	AF	CL	PA
	(Hz)	(dBuV/m)	(dBuV/m)	(dB)	(dB)	(m)		(°)	(m)		(dBuV)	(dB)	(dB)	(dB)
AV	15.71976G	48.71	54.00	-5.29	12.80	3	Horizontal	36	1.49	-	35.91	38.20	9.83	35.23
PK	10.48484G	67.87	68.20	-0.33	12.73	3	Horizontal	164	1.74	-	55.14	39.85	7.97	35.09
PK	15.72036G	62.77	74.00	-11.23	12.80	3	Horizontal	36	1.49	-	49.97	38.20	9.83	35.23

802.11a_Nss1,(6Mbps)_2TX

5745MHz_TX

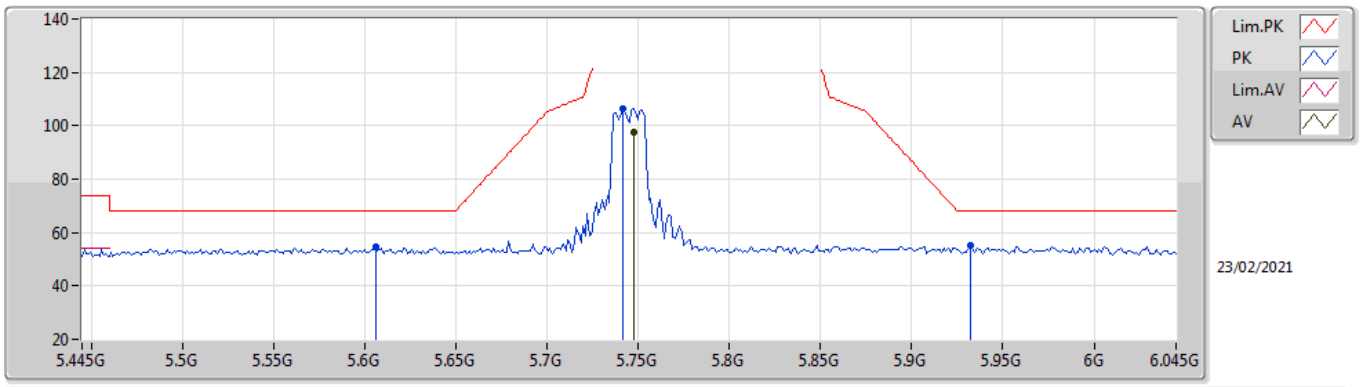

Type	Freq	Level	Limit	Margin	Factor	Dist	Condition	Azimuth	Height	Comment	Raw	AF	CL	PA
	(Hz)	(dBuV/m)	(dBuV/m)	(dB)	(dB)	(m)		(°)	(m)		(dBuV)	(dB)	(dB)	(dB)
AV	5.7474G	97.59	Inf	-Inf	2.96	3	Vertical	30	1.27	-	94.63	32.09	5.80	34.93
PK	5.6058G	54.51	68.20	-13.69	2.71	3	Vertical	30	1.27	-	51.80	31.80	5.80	34.89
PK	5.7414G	106.60	Inf	-Inf	2.94	3	Vertical	30	1.27	-	103.66	32.07	5.80	34.93
PK	5.9322G	55.16	68.20	-13.04	3.44	3	Vertical	30	1.27	-	51.72	32.56	5.87	34.99

802.11a_Nss1,(6Mbps)_2TX

5745MHz_TX

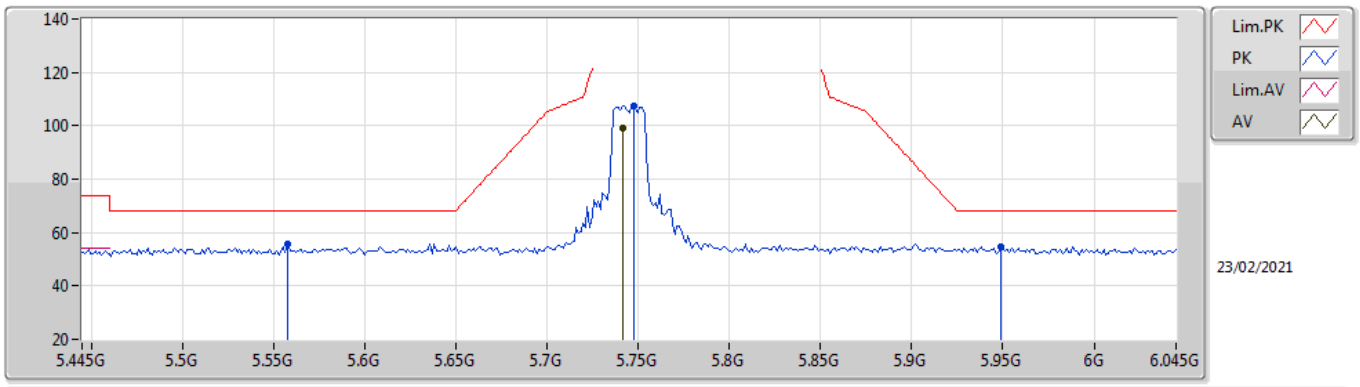

Type	Freq	Level	Limit	Margin	Factor	Dist	Condition	Azimuth	Height	Comment	Raw	AF	CL	PA
	(Hz)	(dBuV/m)	(dBuV/m)	(dB)	(dB)	(m)		(°)	(m)		(dBuV)	(dB)	(dB)	(dB)
AV	5.7414G	99.04	Inf	-Inf	2.94	3	Horizontal	346	1.15	-	96.10	32.07	5.80	34.93
PK	5.5578G	55.68	68.20	-12.52	2.78	3	Horizontal	346	1.15	-	52.90	31.88	5.78	34.88
PK	5.7474G	107.47	Inf	-Inf	2.96	3	Horizontal	346	1.15	-	104.51	32.09	5.80	34.93
PK	5.949G	54.83	68.20	-13.37	3.48	3	Horizontal	346	1.15	-	51.35	32.60	5.87	34.99

802.11a_Nss1,(6Mbps)_2TX

5745MHz_TX

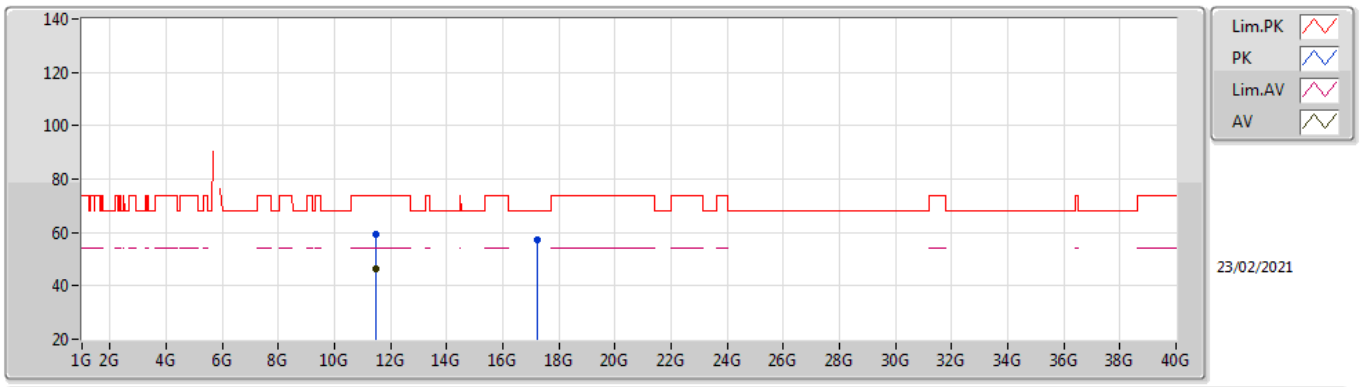

Type	Freq	Level	Limit	Margin	Factor	Dist	Condition	Azimuth	Height	Comment	Raw	AF	CL	PA
	(Hz)	(dBuV/m)	(dBuV/m)	(dB)	(dB)	(m)		(°)	(m)		(dBuV)	(dB)	(dB)	(dB)
AV	11.49024G	46.60	54.00	-7.40	13.66	3	Vertical	140	2.42	-	32.94	40.09	8.32	34.75
PK	11.49592G	59.25	74.00	-14.75	13.68	3	Vertical	140	2.42	-	45.57	40.10	8.32	34.74
PK	17.22664G	57.35	68.20	-10.85	15.74	3	Vertical	47	2.21	-	41.61	40.08	10.27	34.61

802.11a_Nss1,(6Mbps)_2TX

5745MHz_TX

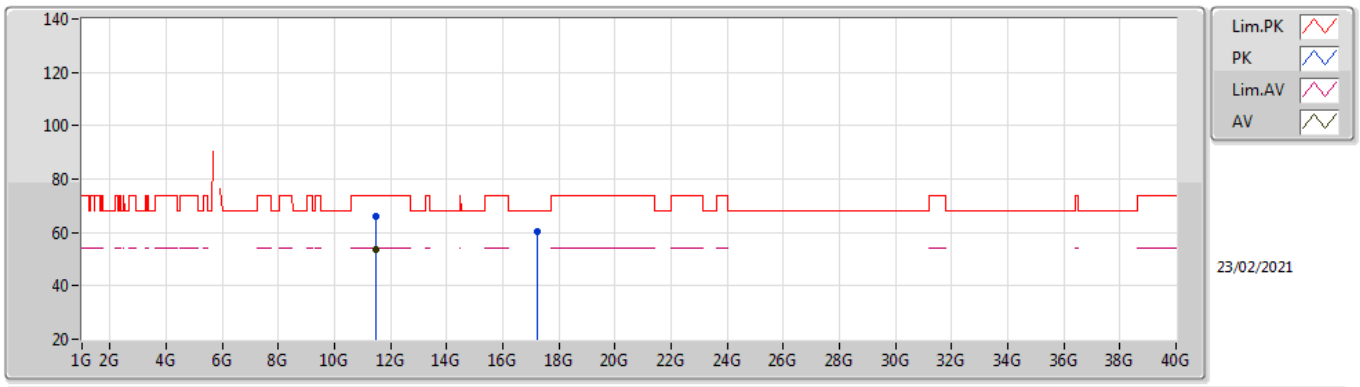

Type	Freq	Level	Limit	Margin	Factor	Dist	Condition	Azimuth	Height	Comment	Raw	AF	CL	PA
	(Hz)	(dBuV/m)	(dBuV/m)	(dB)	(dB)	(m)		(°)	(m)		(dBuV)	(dB)	(dB)	(dB)
AV	11.4902G	53.65	54.00	-0.35	13.66	3	Horizontal	140	1.66	-	39.99	40.09	8.32	34.75
PK	11.49088G	66.10	74.00	-7.90	13.67	3	Horizontal	140	1.66	-	52.43	40.09	8.32	34.74
PK	17.23692G	60.41	68.20	-7.79	15.77	3	Horizontal	127	1.02	-	44.64	40.11	10.27	34.61

802.11a_Nss1,(6Mbps)_2TX

5785MHz_TX

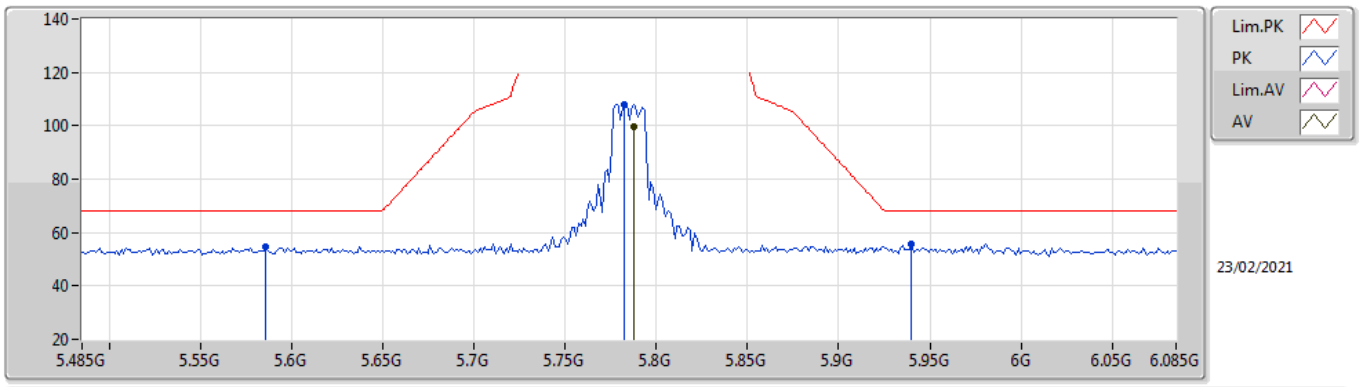

Type	Freq	Level	Limit	Margin	Factor	Dist	Condition	Azimuth	Height	Comment	Raw	AF	CL	PA
	(Hz)	(dBuV/m)	(dBuV/m)	(dB)	(dB)	(m)		(°)	(m)		(dBuV)	(dB)	(dB)	(dB)
AV	5.7874G	99.40	Inf	-Inf	3.02	3	Vertical	27	2.77	-	96.38	32.17	5.80	34.95
PK	5.5858G	54.70	68.20	-13.50	2.73	3	Vertical	27	2.77	-	51.97	31.83	5.79	34.89
PK	5.7826G	108.09	Inf	-Inf	3.03	3	Vertical	27	2.77	-	105.06	32.17	5.80	34.94
PK	5.9398G	55.45	68.20	-12.75	3.46	3	Vertical	27	2.77	-	51.99	32.58	5.87	34.99

802.11a_Nss1,(6Mbps)_2TX

5785MHz_TX

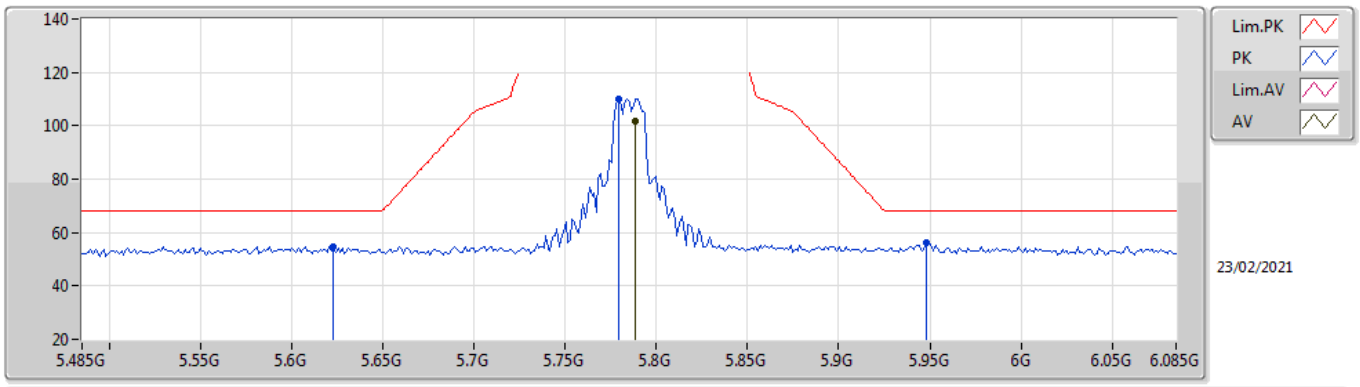

Type	Freq	Level	Limit	Margin	Factor	Dist	Condition	Azimuth	Height	Comment	Raw	AF	CL	PA
	(Hz)	(dBuV/m)	(dBuV/m)	(dB)	(dB)	(m)		(°)	(m)		(dBuV)	(dB)	(dB)	(dB)
AV	5.7886G	101.57	Inf	-Inf	3.03	3	Horizontal	273	2.23	-	98.54	32.18	5.80	34.95
PK	5.623G	54.74	68.20	-13.46	2.70	3	Horizontal	273	2.23	-	52.04	31.80	5.80	34.90
PK	5.779G	110.07	Inf	-Inf	3.02	3	Horizontal	273	2.23	-	107.05	32.16	5.80	34.94
PK	5.9482G	56.11	68.20	-12.09	3.48	3	Horizontal	273	2.23	-	52.63	32.60	5.87	34.99

802.11a_Nss1,(6Mbps)_2TX

5785MHz_TX

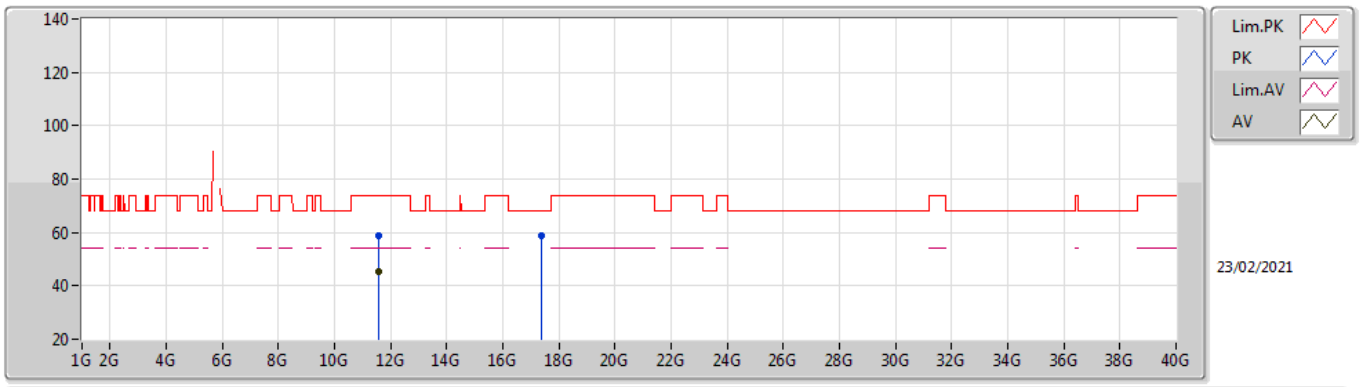

Type	Freq	Level	Limit	Margin	Factor	Dist	Condition	Azimuth	Height	Comment	Raw	AF	CL	PA
	(Hz)	(dBuV/m)	(dBuV/m)	(dB)	(dB)	(m)		(°)	(m)		(dBuV)	(dB)	(dB)	(dB)
AV	11.57019G	45.53	54.00	-8.47	13.48	3	Vertical	55	2.07	-	32.05	39.89	8.35	34.76
PK	11.57092G	58.99	74.00	-15.01	13.48	3	Vertical	55	2.07	-	45.51	39.89	8.35	34.76
PK	17.3606G	58.54	68.20	-9.66	16.42	3	Vertical	165	1.50	-	42.12	40.78	10.31	34.67

802.11a_Nss1,(6Mbps)_2TX

5785MHz_TX

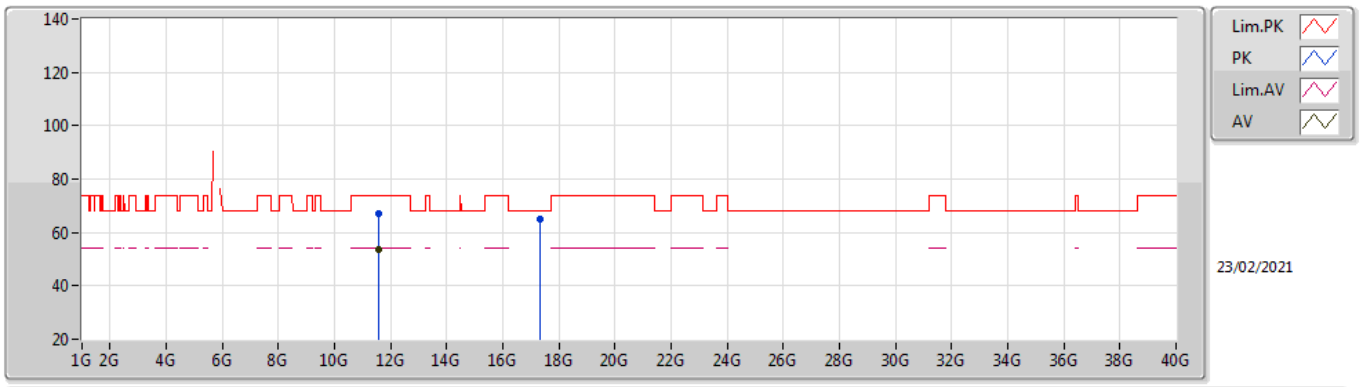

Type	Freq	Level	Limit	Margin	Factor	Dist	Condition	Azimuth	Height	Comment	Raw	AF	CL	PA
	(Hz)	(dBuV/m)	(dBuV/m)	(dB)	(dB)	(m)		(°)	(m)		(dBuV)	(dB)	(dB)	(dB)
AV	11.57012G	53.79	54.00	-0.21	13.48	3	Horizontal	145	1.65	-	40.31	39.89	8.35	34.76
PK	11.56628G	66.88	74.00	-7.12	13.49	3	Horizontal	145	1.65	-	53.39	39.90	8.35	34.76
PK	17.35244G	64.80	68.20	-3.40	16.36	3	Horizontal	130	1.52	-	48.44	40.72	10.31	34.67

802.11a_Nss1,(6Mbps)_2TX

5825MHz_TX

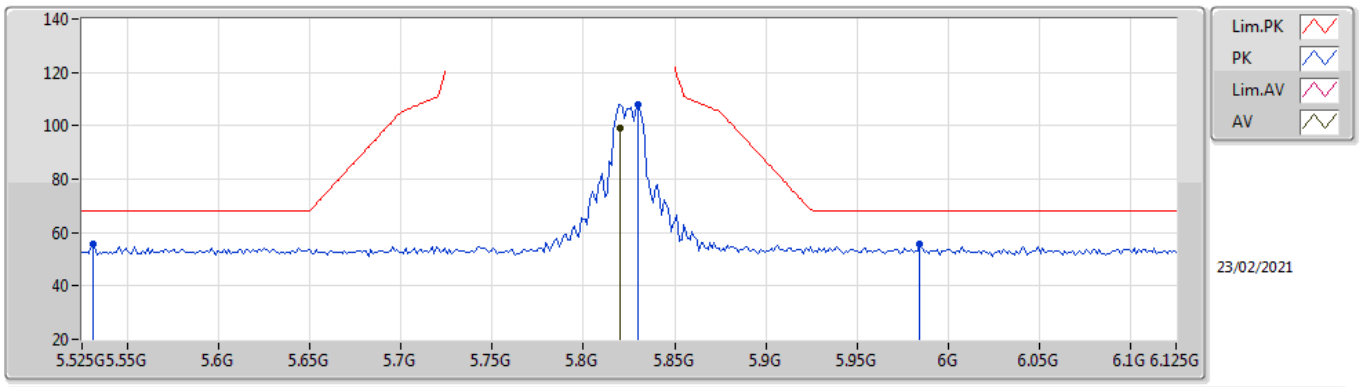

Type	Freq	Level	Limit	Margin	Factor	Dist	Condition	Azimuth	Height	Comment	Raw	AF	CL	PA
	(Hz)	(dBuV/m)	(dBuV/m)	(dB)	(dB)	(m)		(°)	(m)		(dBuV)	(dB)	(dB)	(dB)
AV	5.8202G	99.31	Inf	-Inf	3.13	3	Vertical	35	2.86	-	96.18	32.28	5.81	34.96
PK	5.531G	55.92	68.20	-12.28	2.80	3	Vertical	35	2.86	-	53.12	31.90	5.77	34.87
PK	5.8298G	107.99	Inf	-Inf	3.17	3	Vertical	35	2.86	-	104.82	32.32	5.81	34.96
PK	5.9846G	55.54	68.20	-12.66	3.41	3	Vertical	35	2.86	-	52.13	32.53	5.89	35.01

802.11a_Nss1,(6Mbps)_2TX

5825MHz_TX

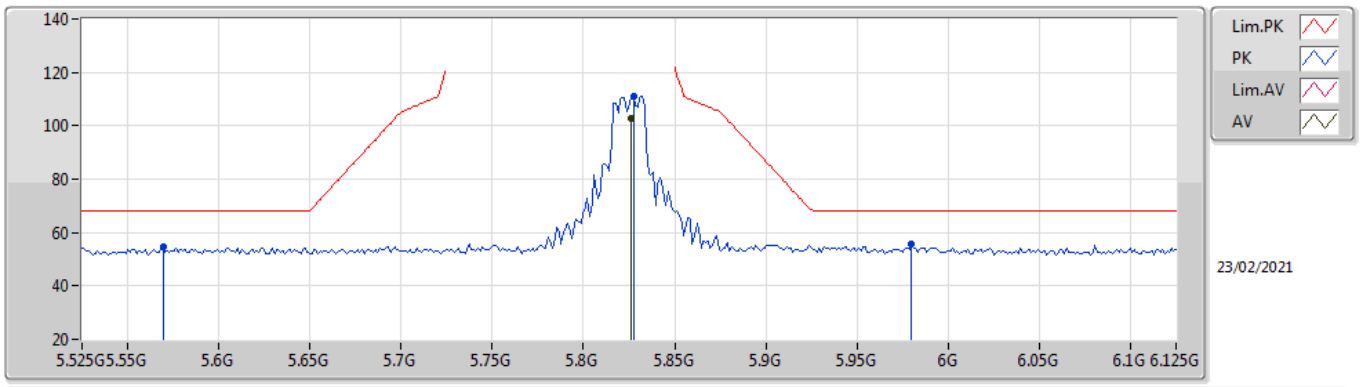

Type	Freq	Level	Limit	Margin	Factor	Dist	Condition	Azimuth	Height	Comment	Raw	AF	CL	PA
	(Hz)	(dBuV/m)	(dBuV/m)	(dB)	(dB)	(m)		(°)	(m)		(dBuV)	(dB)	(dB)	(dB)
AV	5.8262G	102.57	Inf	-Inf	3.15	3	Horizontal	273	2.20	-	99.42	32.30	5.81	34.96
PK	5.5694G	54.74	68.20	-13.46	2.76	3	Horizontal	273	2.20	-	51.98	31.86	5.78	34.88
PK	5.8274G	111.06	Inf	-Inf	3.16	3	Horizontal	273	2.20	-	107.90	32.31	5.81	34.96
PK	5.9798G	55.59	68.20	-12.61	3.43	3	Horizontal	273	2.20	-	52.16	32.54	5.89	35.00

802.11a_Nss1,(6Mbps)_2TX

5825MHz_TX

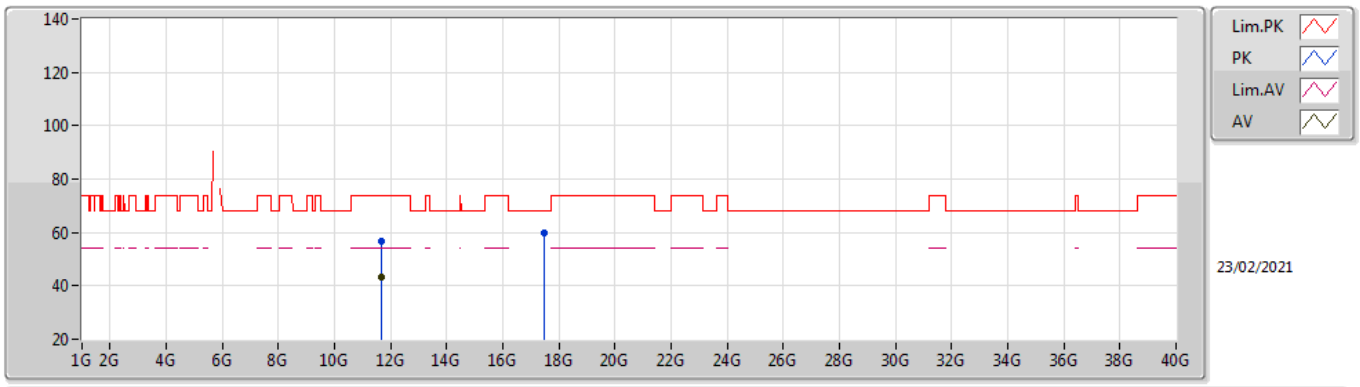

Type	Freq	Level	Limit	Margin	Factor	Dist	Condition	Azimuth	Height	Comment	Raw	AF	CL	PA
	(Hz)	(dBuV/m)	(dBuV/m)	(dB)	(dB)	(m)		(°)	(m)		(dBuV)	(dB)	(dB)	(dB)
AV	11.65008G	43.50	54.00	-10.50	13.15	3	Vertical	326	1.50	-	30.35	39.55	8.38	34.78
PK	11.65472G	56.48	74.00	-17.52	13.13	3	Vertical	326	1.50	-	43.35	39.53	8.38	34.78
PK	17.47632G	59.57	68.20	-8.63	17.09	3	Vertical	127	2.40	-	42.48	41.48	10.34	34.73

802.11a_Nss1,(6Mbps)_2TX

5825MHz_TX

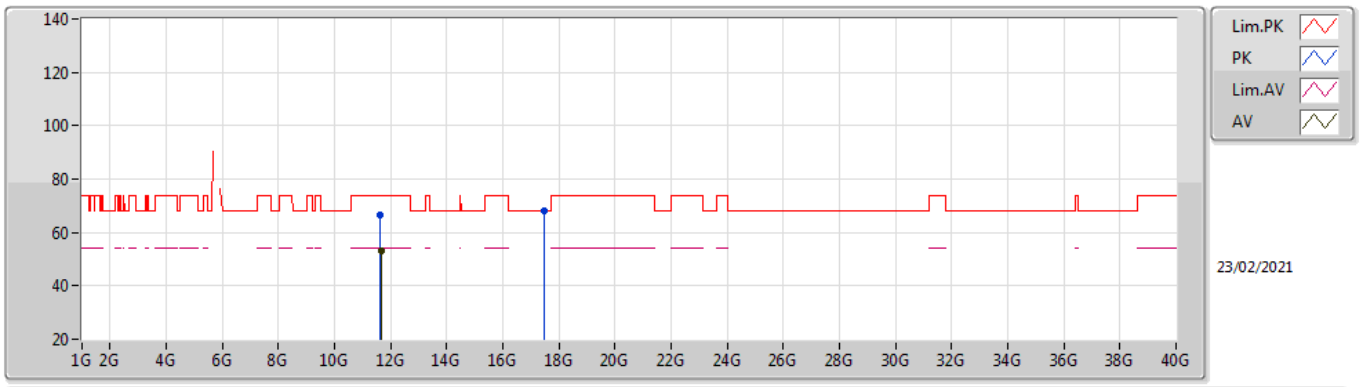

Type	Freq	Level	Limit	Margin	Factor	Dist	Condition	Azimuth	Height	Comment	Raw	AF	CL	PA
	(Hz)	(dBuV/m)	(dBuV/m)	(dB)	(dB)	(m)		(°)	(m)		(dBuV)	(dB)	(dB)	(dB)
AV	11.65022G	53.33	54.00	-0.67	13.15	3	Horizontal	147	1.63	-	40.18	39.55	8.38	34.78
PK	11.64628G	66.52	74.00	-7.48	13.17	3	Horizontal	147	1.63	-	53.35	39.57	8.38	34.78
PK	17.47034G	67.97	68.20	-0.23	17.06	3	Horizontal	132	1.50	-	50.91	41.45	10.34	34.73

802.11ac VHT20_Nss1,(MCS0)_2TX

5180MHz_TX

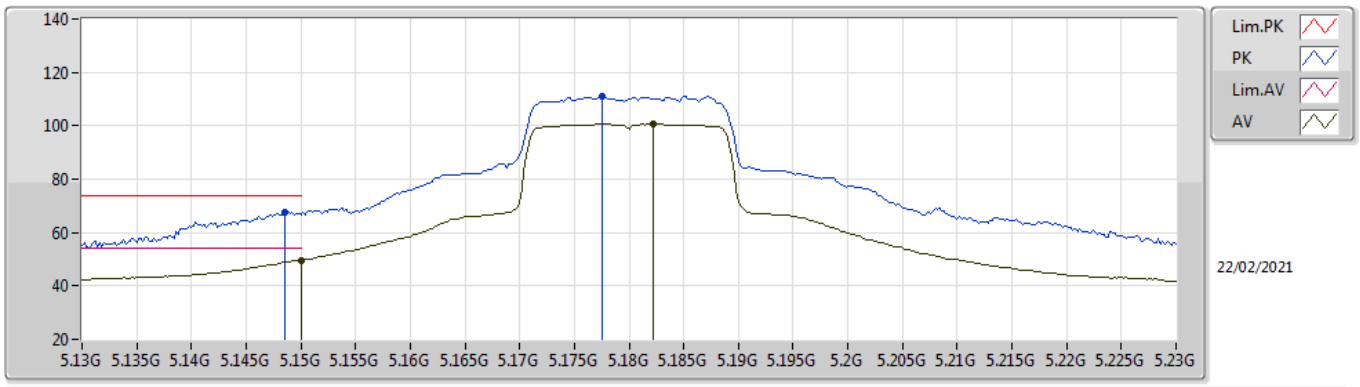

Type	Freq	Level	Limit	Margin	Factor	Dist	Condition	Azimuth	Height	Comment	Raw	AF	CL	PA
	(Hz)	(dBuV/m)	(dBuV/m)	(dB)	(dB)	(m)		(°)	(m)		(dBuV)	(dB)	(dB)	(dB)
AV	5.15G	49.68	54.00	-4.32	2.55	3	Vertical	40	1.37	-	47.13	32.00	5.47	34.92
AV	5.1822G	100.65	Inf	-Inf	2.39	3	Vertical	40	1.37	-	98.26	31.81	5.49	34.91
PK	5.1486G	67.76	74.00	-6.24	2.55	3	Vertical	40	1.37	-	65.21	32.00	5.47	34.92
PK	5.1776G	110.85	Inf	-Inf	2.41	3	Vertical	40	1.37	-	108.44	31.83	5.49	34.91

802.11ac VHT20_Nss1,(MCS0)_2TX

5180MHz_TX

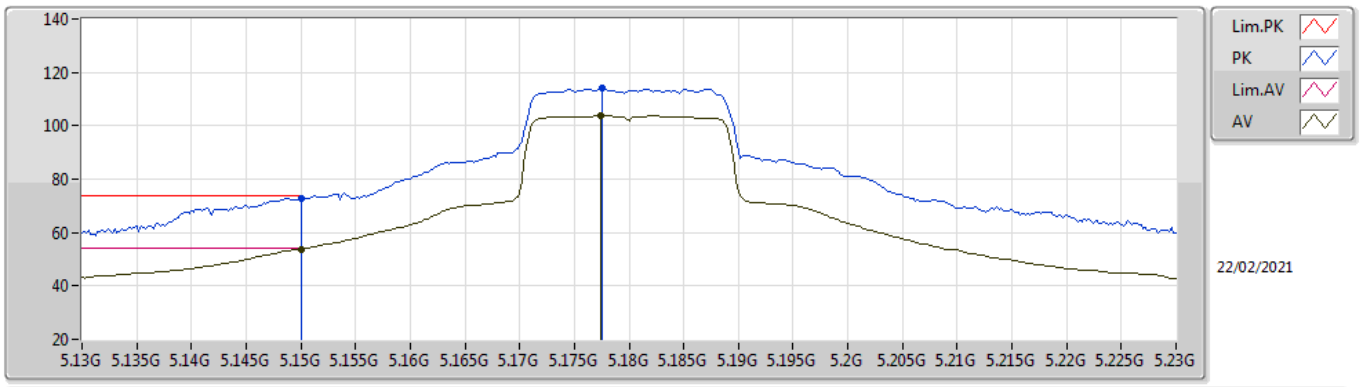

Type	Freq	Level	Limit	Margin	Factor	Dist	Condition	Azimuth	Height	Comment	Raw	AF	CL	PA
	(Hz)	(dBuV/m)	(dBuV/m)	(dB)	(dB)	(m)		(°)	(m)		(dBuV)	(dB)	(dB)	(dB)
AV	5.15G	53.87	54.00	-0.13	2.55	3	Horizontal	346	1.48	-	51.32	32.00	5.47	34.92
AV	5.1774G	103.70	Inf	-Inf	2.42	3	Horizontal	346	1.48	-	101.28	31.84	5.49	34.91
PK	5.15G	72.92	74.00	-1.08	2.55	3	Horizontal	346	1.48	-	70.37	32.00	5.47	34.92
PK	5.1776G	114.00	Inf	-Inf	2.41	3	Horizontal	346	1.48	-	111.59	31.83	5.49	34.91

802.11ac VHT20_Nss1,(MCS0)_2TX

5180MHz_TX

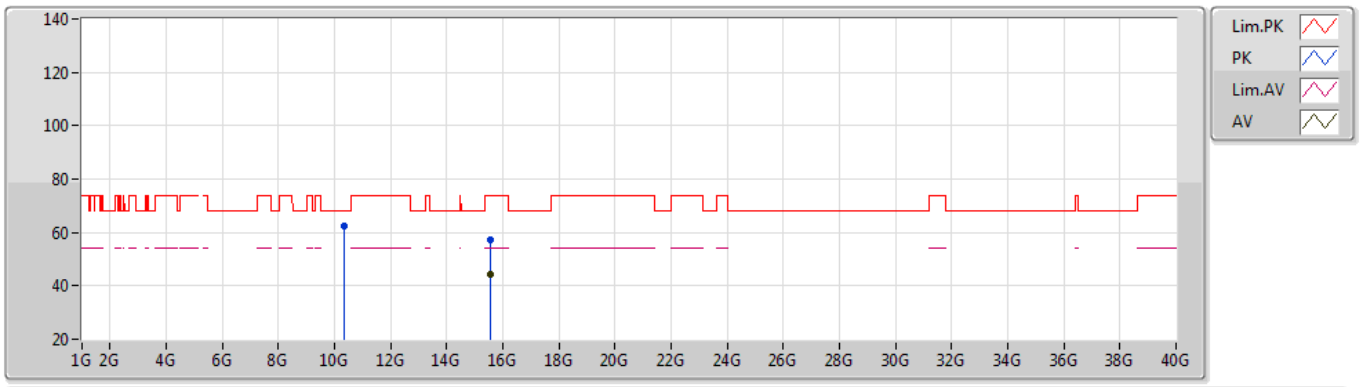

Type	Freq	Level	Limit	Margin	Factor	Dist	Condition	Azimuth	Height	Comment	Raw	AF	CL	PA
	(Hz)	(dBuV/m)	(dBuV/m)	(dB)	(dB)	(m)		(°)	(m)		(dBuV)	(dB)	(dB)	(dB)
AV	15.53908G	44.35	54.00	-9.65	13.17	3	Vertical	331	2.44	-	31.18	38.50	9.78	35.11
PK	10.3601G	62.61	68.20	-5.59	12.17	3	Vertical	150	2.65	-	50.44	39.48	7.93	35.24
PK	15.53852G	57.13	74.00	-16.87	13.18	3	Vertical	331	2.44	-	43.95	38.51	9.78	35.11

802.11ac VHT20_Nss1,(MCS0)_2TX

5180MHz_TX

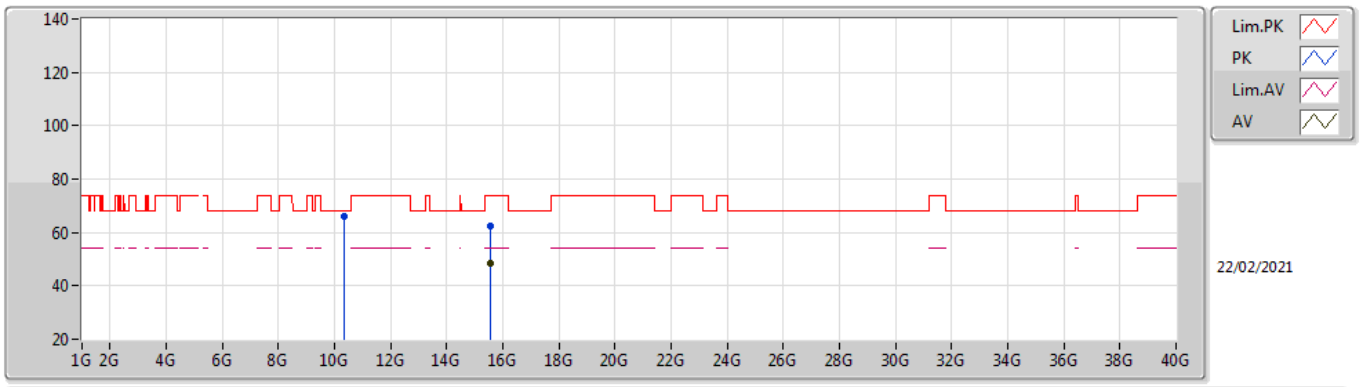

Type	Freq	Level	Limit	Margin	Factor	Dist	Condition	Azimuth	Height	Comment	Raw	AF	CL	PA
	(Hz)	(dBuV/m)	(dBuV/m)	(dB)	(dB)	(m)		(°)	(m)		(dBuV)	(dB)	(dB)	(dB)
AV	15.53746G	48.23	54.00	-5.77	13.18	3	Horizontal	38	3.00	-	35.05	38.51	9.78	35.11
PK	10.35998G	66.03	68.20	-2.17	12.17	3	Horizontal	186	1.68	-	53.86	39.48	7.93	35.24
PK	15.54196G	62.64	74.00	-11.36	13.17	3	Horizontal	38	3.00	-	49.47	38.49	9.79	35.11

802.11ac VHT20_Nss1,(MCS0)_2TX

5200MHz_TX

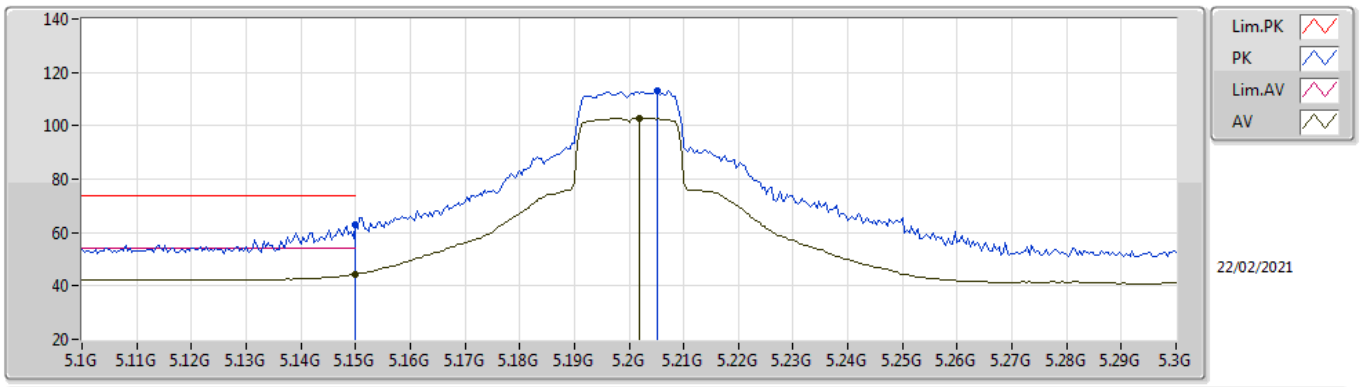

Type	Freq	Level	Limit	Margin	Factor	Dist	Condition	Azimuth	Height	Comment	Raw	AF	CL	PA
	(Hz)	(dBuV/m)	(dBuV/m)	(dB)	(dB)	(m)		(°)	(m)		(dBuV)	(dB)	(dB)	(dB)
AV	5.15G	44.27	54.00	-9.73	2.55	3	Vertical	329	1.69	-	41.72	32.00	5.47	34.92
AV	5.202G	102.99	Inf	-Inf	2.28	3	Vertical	329	1.69	-	100.71	31.69	5.50	34.91
PK	5.15G	62.88	74.00	-11.12	2.55	3	Vertical	329	1.69	-	60.33	32.00	5.47	34.92
PK	5.2052G	113.27	Inf	-Inf	2.27	3	Vertical	329	1.69	-	111.00	31.67	5.51	34.91

802.11ac VHT20_Nss1,(MCS0)_2TX

5200MHz_TX

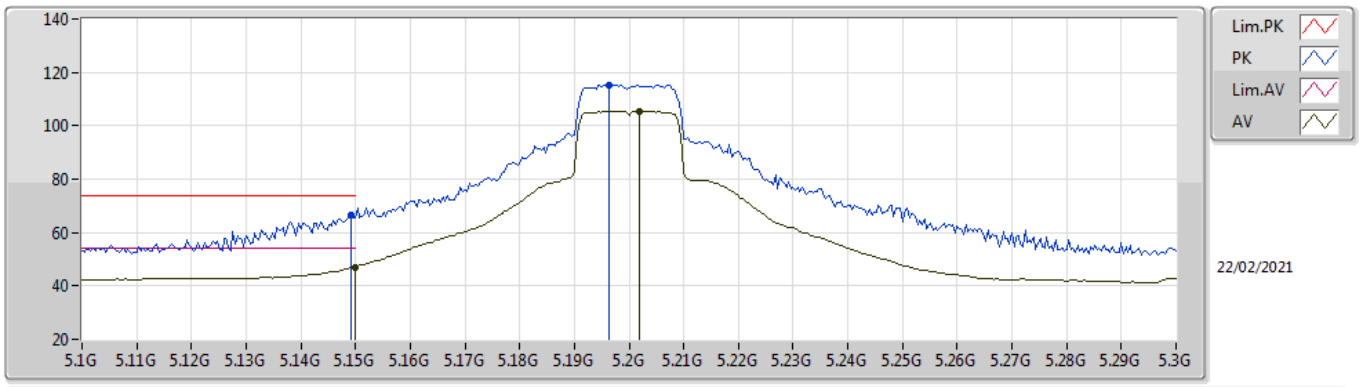

Type	Freq	Level	Limit	Margin	Factor	Dist	Condition	Azimuth	Height	Comment	Raw	AF	CL	PA
	(Hz)	(dBuV/m)	(dBuV/m)	(dB)	(dB)	(m)		(°)	(m)		(dBuV)	(dB)	(dB)	(dB)
AV	5.15G	47.15	54.00	-6.85	2.55	3	Horizontal	345	1.44	-	44.60	32.00	5.47	34.92
AV	5.202G	105.50	Inf	-Inf	2.28	3	Horizontal	345	1.44	-	103.22	31.69	5.50	34.91
PK	5.1492G	66.74	74.00	-7.26	2.55	3	Horizontal	345	1.44	-	64.19	32.00	5.47	34.92
PK	5.1964G	115.41	Inf	-Inf	2.31	3	Horizontal	345	1.44	-	113.10	31.72	5.50	34.91

802.11ac VHT20_Nss1,(MCS0)_2TX

5200MHz_TX

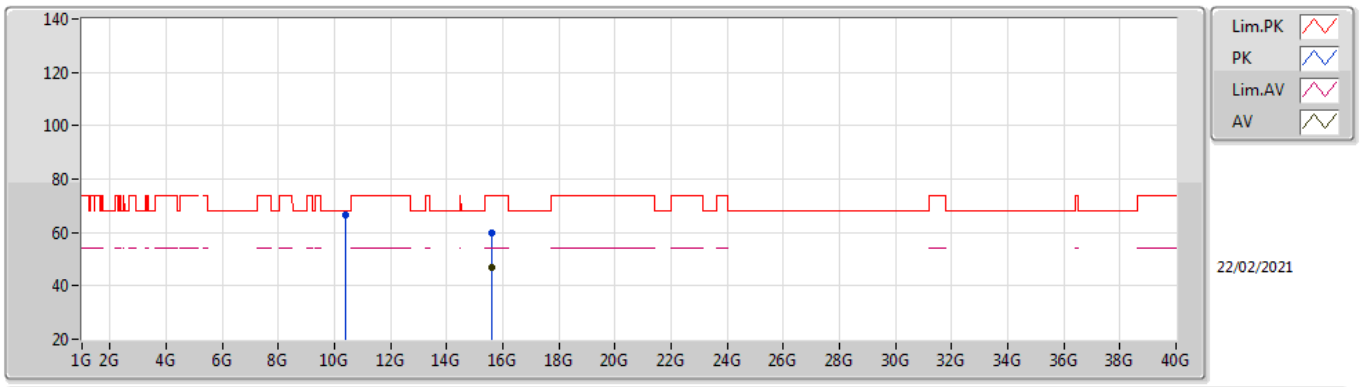

Type	Freq	Level	Limit	Margin	Factor	Dist	Condition	Azimuth	Height	Comment	Raw	AF	CL	PA
	(Hz)	(dBuV/m)	(dBuV/m)	(dB)	(dB)	(m)		(°)	(m)		(dBuV)	(dB)	(dB)	(dB)
AV	15.5991G	46.96	54.00	-7.04	12.85	3	Vertical	329	1.60	-	34.11	38.20	9.80	35.15
PK	10.40026G	66.33	68.20	-1.87	12.35	3	Vertical	148	2.55	-	53.98	39.60	7.94	35.19
PK	15.59918G	60.04	74.00	-13.96	12.85	3	Vertical	329	1.60	-	47.19	38.20	9.80	35.15

802.11ac VHT20_Nss1,(MCS0)_2TX

5200MHz_TX

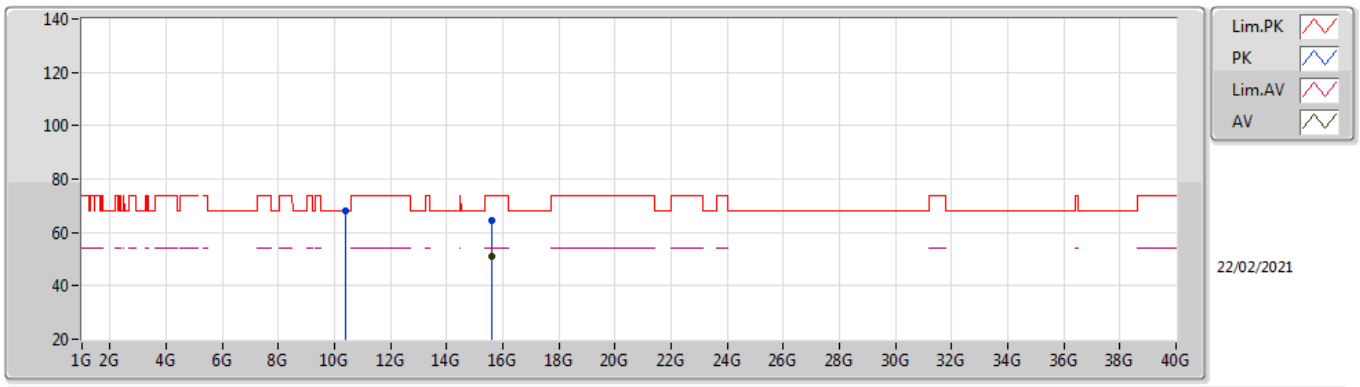

Type	Freq	Level	Limit	Margin	Factor	Dist	Condition	Azimuth	Height	Comment	Raw	AF	CL	PA
	(Hz)	(dBuV/m)	(dBuV/m)	(dB)	(dB)	(m)		(°)	(m)		(dBuV)	(dB)	(dB)	(dB)
AV	15.59926G	51.05	54.00	-2.95	12.85	3	Horizontal	38	1.50	-	38.20	38.20	9.80	35.15
PK	10.4008G	68.01	68.20	-0.19	12.35	3	Horizontal	186	1.65	-	55.66	39.60	7.94	35.19
PK	15.59962G	64.37	74.00	-9.63	12.85	3	Horizontal	38	1.50	-	51.52	38.20	9.80	35.15

802.11ac VHT20_Nss1,(MCS0)_2TX

5240MHz_TX

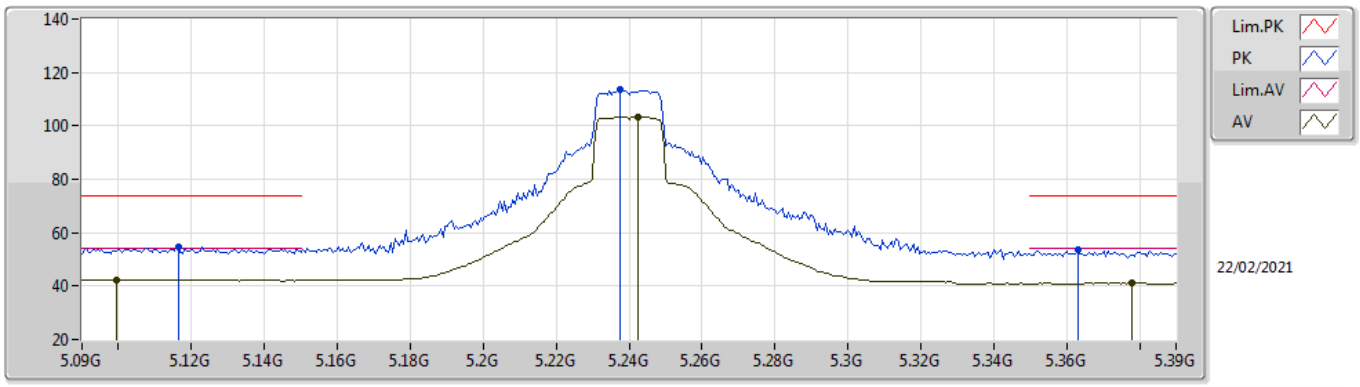

Type	Freq	Level	Limit	Margin	Factor	Dist	Condition	Azimuth	Height	Comment	Raw	AF	CL	PA
	(Hz)	(dBuV/m)	(dBuV/m)	(dB)	(dB)	(m)		(°)	(m)		(dBuV)	(dB)	(dB)	(dB)
AV	5.0996G	42.27	54.00	-11.73	2.53	3	Vertical	43	1.52	-	39.74	32.00	5.45	34.92
AV	5.2424G	103.53	Inf	-Inf	2.09	3	Vertical	43	1.52	-	101.44	31.45	5.54	34.90
AV	5.378G	41.14	54.00	-12.86	2.27	3	Vertical	43	1.52	-	38.87	31.47	5.68	34.88
PK	5.1164G	54.71	74.00	-19.29	2.54	3	Vertical	43	1.52	-	52.17	32.00	5.46	34.92
PK	5.2376G	113.51	Inf	-Inf	2.11	3	Vertical	43	1.52	-	111.40	31.47	5.54	34.90
PK	5.363G	53.56	74.00	-20.44	2.16	3	Vertical	43	1.52	-	51.40	31.38	5.66	34.88

802.11ac VHT20_Nss1,(MCS0)_2TX

5240MHz_TX

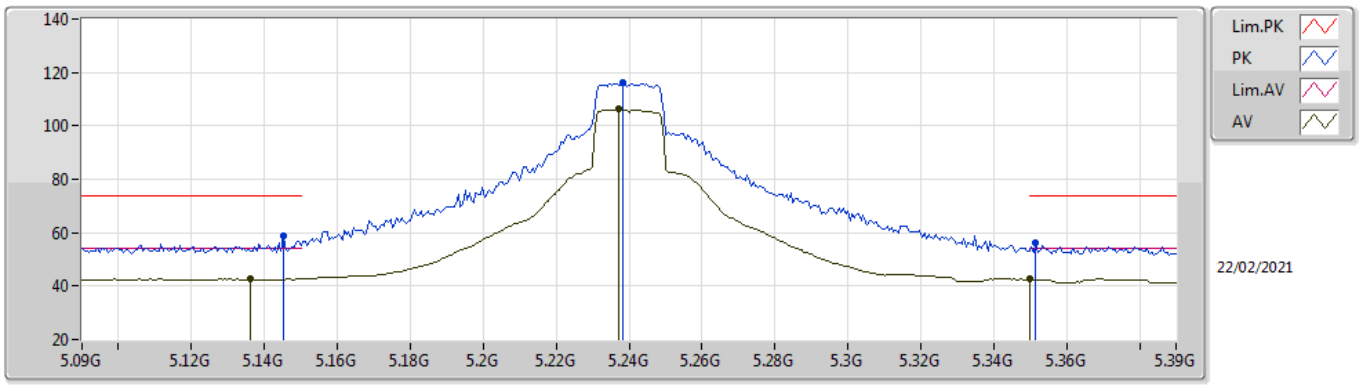

Type	Freq	Level	Limit	Margin	Factor	Dist	Condition	Azimuth	Height	Comment	Raw	AF	CL	PA
	(Hz)	(dBuV/m)	(dBuV/m)	(dB)	(dB)	(m)		(°)	(m)		(dBuV)	(dB)	(dB)	(dB)
AV	5.1362G	42.61	54.00	-11.39	2.55	3	Horizontal	348	1.54	-	40.06	32.00	5.47	34.92
AV	5.237G	106.18	Inf	-Inf	2.12	3	Horizontal	348	1.54	-	104.06	31.48	5.54	34.90
AV	5.35G	42.57	54.00	-11.43	2.07	3	Horizontal	348	1.54	-	40.50	31.30	5.65	34.88
PK	5.1452G	58.98	74.00	-15.02	2.55	3	Horizontal	348	1.54	-	56.43	32.00	5.47	34.92
PK	5.2382G	116.00	Inf	-Inf	2.11	3	Horizontal	348	1.54	-	113.89	31.47	5.54	34.90
PK	5.3516G	56.25	74.00	-17.75	2.08	3	Horizontal	348	1.54	-	54.17	31.31	5.65	34.88

802.11ac VHT20_Nss1,(MCS0)_2TX

5240MHz_TX

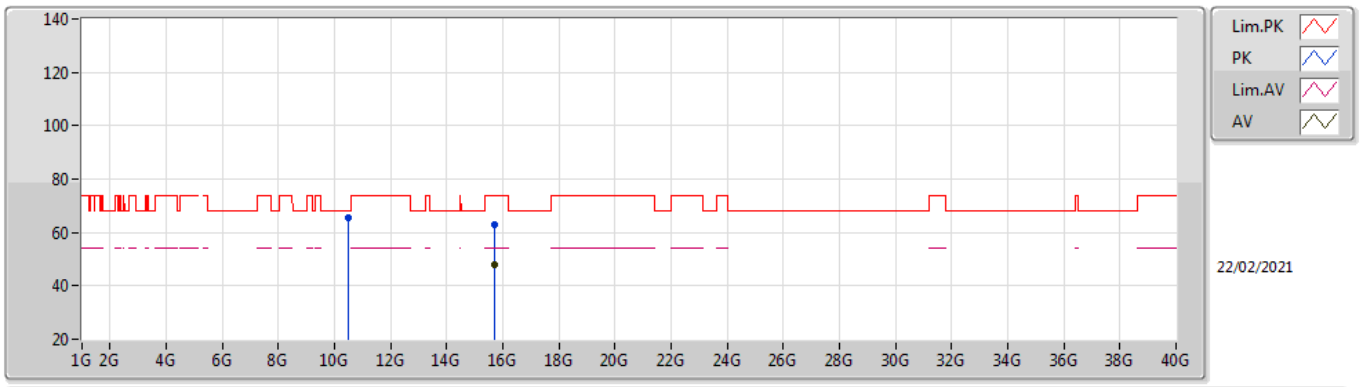

Type	Freq	Level	Limit	Margin	Factor	Dist	Condition	Azimuth	Height	Comment	Raw	AF	CL	PA
	(Hz)	(dBuV/m)	(dBuV/m)	(dB)	(dB)	(m)		(°)	(m)		(dBuV)	(dB)	(dB)	(dB)
AV	15.71964G	47.86	54.00	-6.14	12.80	3	Vertical	251	1.18	-	35.06	38.20	9.83	35.23
PK	10.47957G	65.76	68.20	-2.44	12.72	3	Vertical	152	2.40	-	53.04	39.84	7.97	35.09
PK	15.71775G	62.81	74.00	-11.19	12.81	3	Vertical	329	1.58	-	50.00	38.21	9.83	35.23

802.11ac VHT20_Nss1,(MCS0)_2TX

5240MHz_TX

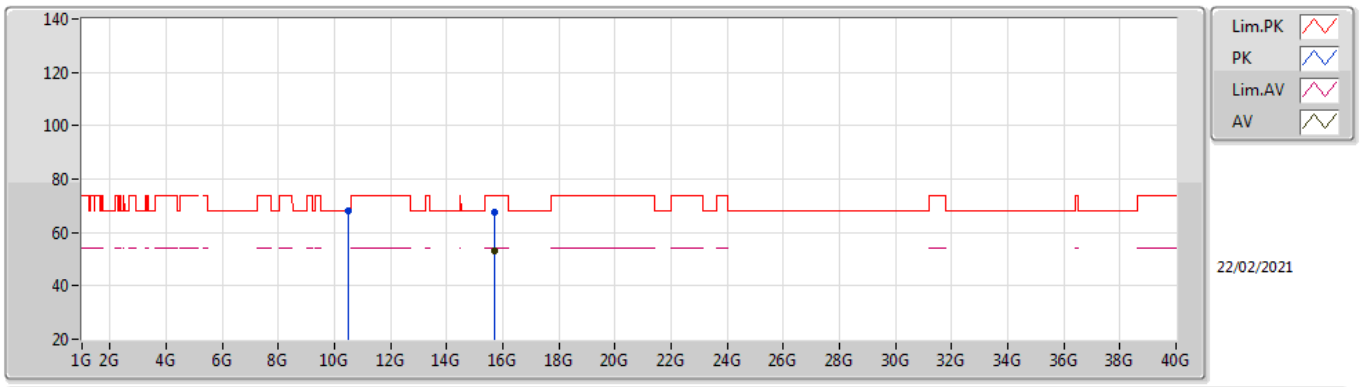

Type	Freq	Level	Limit	Margin	Factor	Dist	Condition	Azimuth	Height	Comment	Raw	AF	CL	PA
	(Hz)	(dBuV/m)	(dBuV/m)	(dB)	(dB)	(m)		(°)	(m)		(dBuV)	(dB)	(dB)	(dB)
AV	15.7197G	53.00	54.00	-1.00	12.80	3	Horizontal	39	1.49	-	40.20	38.20	9.83	35.23
PK	10.4799G	68.02	68.20	-0.18	12.72	3	Horizontal	188	1.67	-	55.30	39.84	7.97	35.09
PK	15.71785G	67.62	74.00	-6.38	12.81	3	Horizontal	39	1.49	-	54.81	38.21	9.83	35.23

802.11ac VHT20_Nss1,(MCS0)_2TX

5745MHz_TX

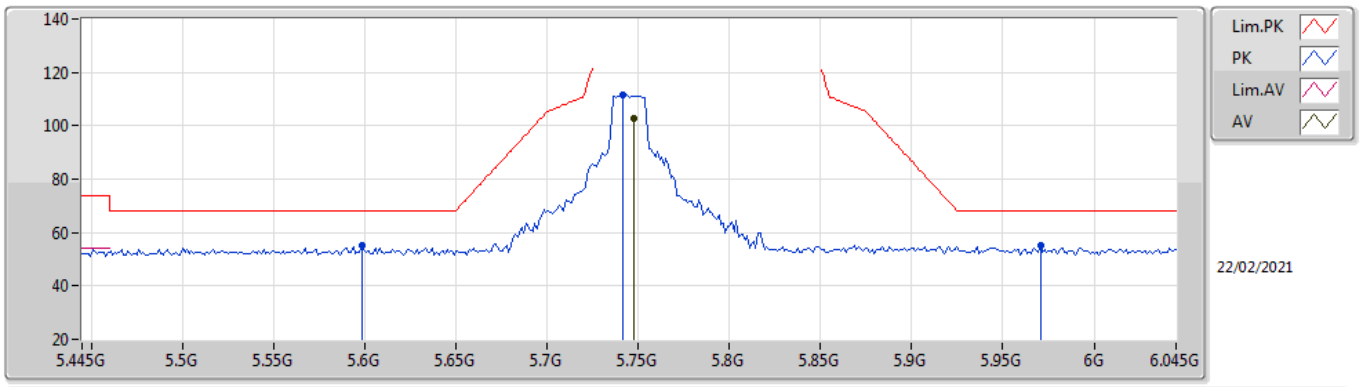

Type	Freq	Level	Limit	Margin	Factor	Dist	Condition	Azimuth	Height	Comment	Raw	AF	CL	PA
	(Hz)	(dBuV/m)	(dBuV/m)	(dB)	(dB)	(m)		(°)	(m)		(dBuV)	(dB)	(dB)	(dB)
AV	5.7474G	102.80	Inf	-Inf	2.96	3	Vertical	29	2.67	-	99.84	32.09	5.80	34.93
PK	5.5986G	54.97	68.20	-13.23	2.71	3	Vertical	29	2.67	-	52.26	31.80	5.80	34.89
PK	5.7414G	111.48	Inf	-Inf	2.94	3	Vertical	29	2.67	-	108.54	32.07	5.80	34.93
PK	5.9706G	55.06	68.20	-13.14	3.45	3	Vertical	29	2.67	-	51.61	32.56	5.89	35.00

802.11ac VHT20_Nss1,(MCS0)_2TX

5745MHz_TX

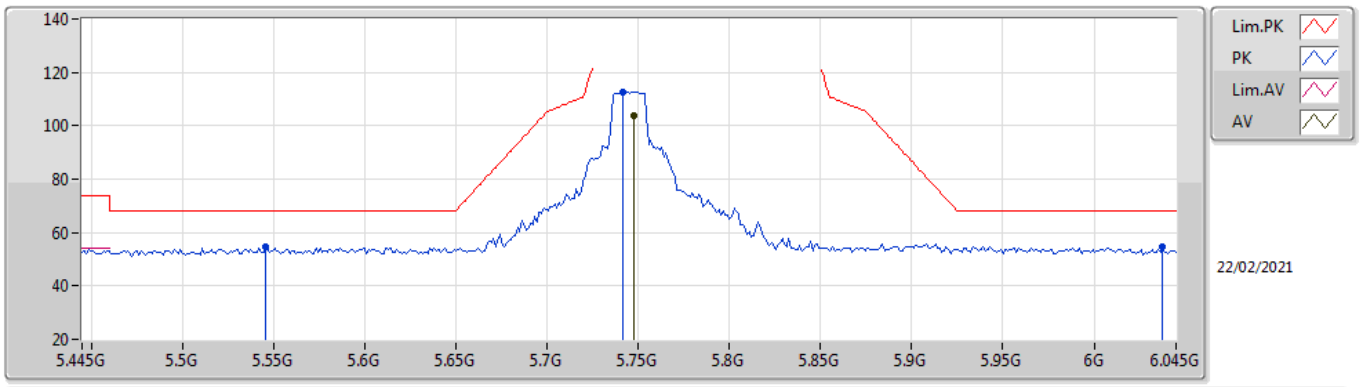

Type	Freq	Level	Limit	Margin	Factor	Dist	Condition	Azimuth	Height	Comment	Raw	AF	CL	PA
	(Hz)	(dBuV/m)	(dBuV/m)	(dB)	(dB)	(m)		(°)	(m)		(dBuV)	(dB)	(dB)	(dB)
AV	5.7474G	103.99	Inf	-Inf	2.96	3	Horizontal	271	175	-	101.03	32.09	5.80	34.93
PK	5.5458G	54.90	68.20	-13.30	2.80	3	Horizontal	271	175	-	52.10	31.90	5.77	34.87
PK	5.7414G	112.69	Inf	-Inf	2.94	3	Horizontal	271	175	-	109.75	32.07	5.80	34.93
PK	6.0378G	54.74	68.20	-13.46	3.41	3	Horizontal	271	175	-	51.33	32.50	5.92	35.01

802.11ac VHT20_Nss1,(MCS0)_2TX

5745MHz_TX

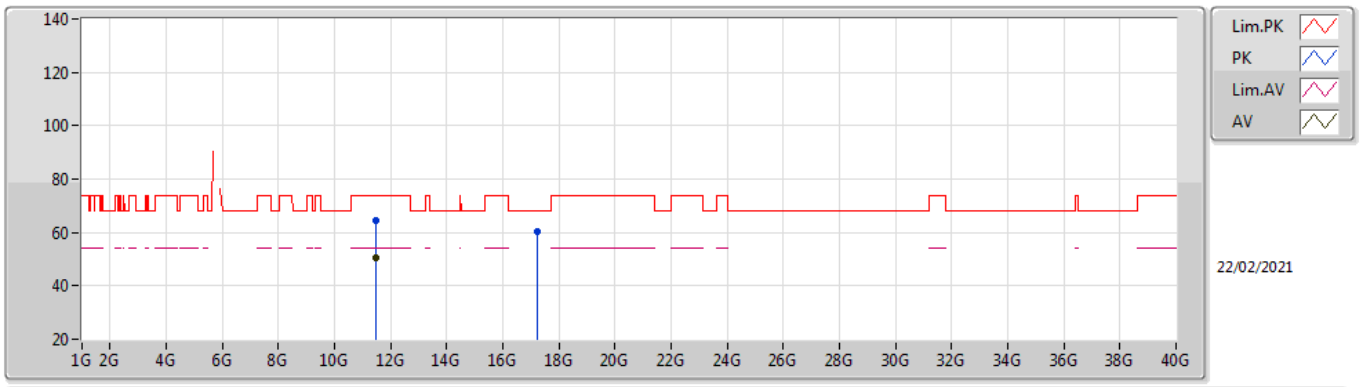

Type	Freq	Level	Limit	Margin	Factor	Dist	Condition	Azimuth	Height	Comment	Raw	AF	CL	PA
	(Hz)	(dBuV/m)	(dBuV/m)	(dB)	(dB)	(m)		(°)	(m)		(dBuV)	(dB)	(dB)	(dB)
AV	11.48988G	50.37	54.00	-3.63	13.66	3	Vertical	142	2.44	-	36.71	40.09	8.32	34.75
PK	11.4924G	64.31	74.00	-9.69	13.67	3	Vertical	142	2.44	-	50.64	40.09	8.32	34.74
PK	17.23604G	60.57	68.20	-7.63	15.77	3	Vertical	170	1.46	-	44.80	40.11	10.27	34.61

802.11ac VHT20_Nss1,(MCS0)_2TX

5745MHz_TX

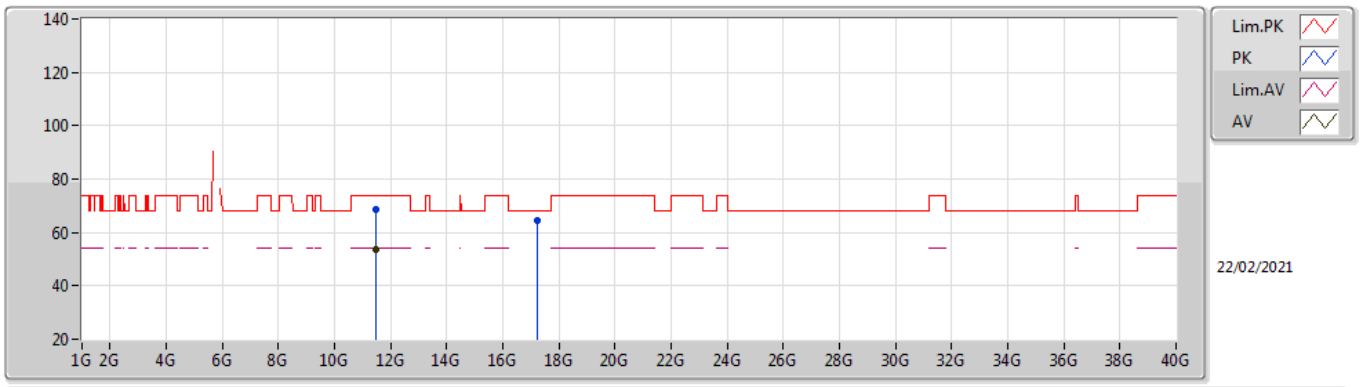

Type	Freq	Level	Limit	Margin	Factor	Dist	Condition	Azimuth	Height	Comment	Raw	AF	CL	PA
	(Hz)	(dBuV/m)	(dBuV/m)	(dB)	(dB)	(m)		(°)	(m)		(dBuV)	(dB)	(dB)	(dB)
AV	11.48974G	53.85	54.00	-0.15	13.66	3	Horizontal	189	1.50	-	40.19	40.09	8.32	34.75
PK	11.49264G	68.39	74.00	-5.61	13.67	3	Horizontal	189	1.50	-	54.72	40.09	8.32	34.74
PK	17.23168G	64.37	68.20	-3.83	15.76	3	Horizontal	124	3.00	-	48.61	40.10	10.27	34.61

802.11ac VHT20_Nss1,(MCS0)_2TX

5785MHz_TX

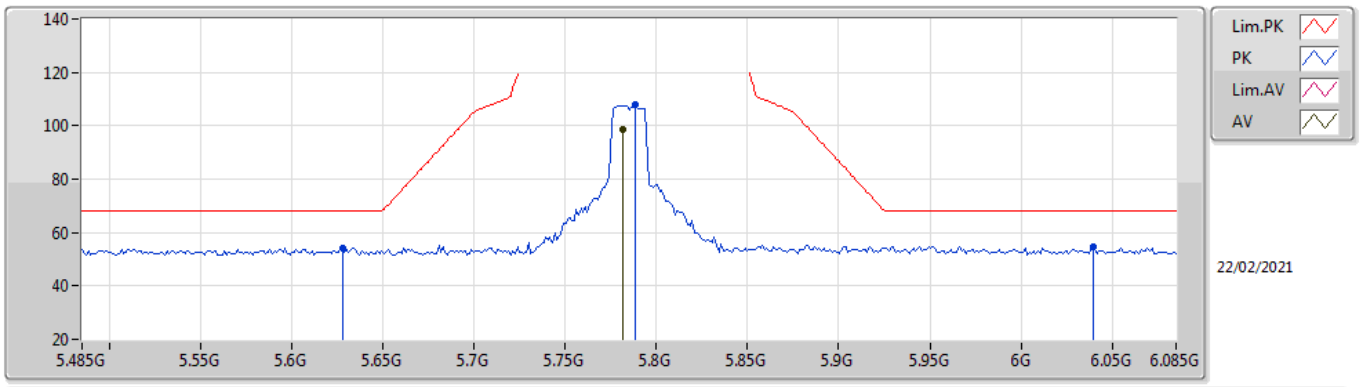

Type	Freq	Level	Limit	Margin	Factor	Dist	Condition	Azimuth	Height	Comment	Raw	AF	CL	PA
	(Hz)	(dBuV/m)	(dBuV/m)	(dB)	(dB)	(m)		(°)	(m)		(dBuV)	(dB)	(dB)	(dB)
AV	5.7814G	98.44	Inf	-Inf	3.02	3	Vertical	278.8	2.92	-	95.42	32.16	5.80	34.94
PK	5.6278G	54.25	68.20	-13.95	2.70	3	Vertical	278.8	2.92	-	51.55	31.80	5.80	34.90
PK	5.7886G	107.68	Inf	-Inf	3.03	3	Vertical	278.8	2.92	-	104.65	32.18	5.80	34.95
PK	6.0394G	54.80	68.20	-13.40	3.41	3	Vertical	278.8	2.92	-	51.39	32.50	5.92	35.01

802.11ac VHT20_Nss1,(MCS0)_2TX

5785MHz_TX

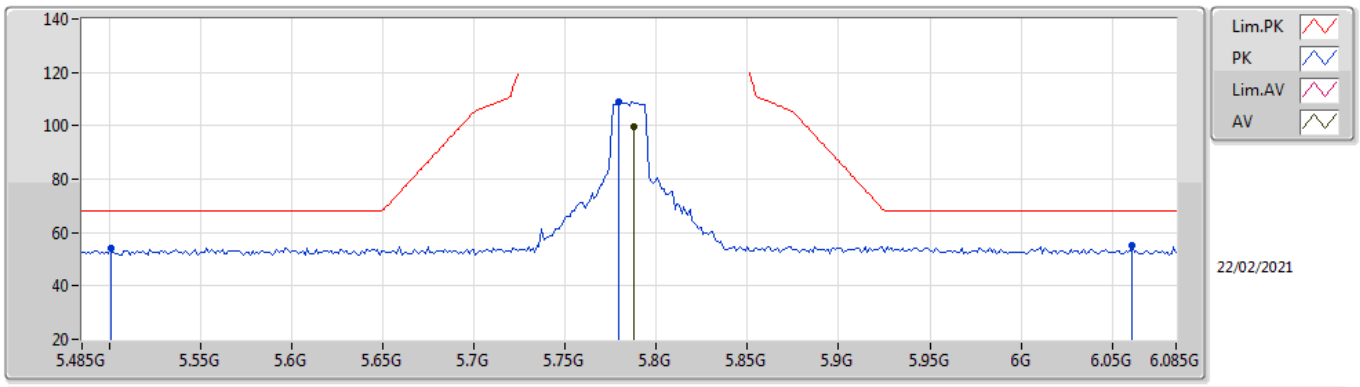

Type	Freq	Level	Limit	Margin	Factor	Dist	Condition	Azimuth	Height	Comment	Raw	AF	CL	PA
	(Hz)	(dBuV/m)	(dBuV/m)	(dB)	(dB)	(m)		(°)	(m)		(dBuV)	(dB)	(dB)	(dB)
AV	5.7874G	99.83	Inf	-Inf	3.02	3	Horizontal	324	2.91	-	96.81	32.17	5.80	34.95
PK	5.5006G	54.35	68.20	-13.85	2.79	3	Horizontal	324	2.91	-	51.56	31.90	5.75	34.86
PK	5.779G	108.98	Inf	-Inf	3.02	3	Horizontal	324	2.91	-	105.96	32.16	5.80	34.94
PK	6.061G	55.08	68.20	-13.12	3.45	3	Horizontal	324	2.91	-	51.63	32.52	5.93	35.00

802.11ac VHT20_Nss1,(MCS0)_2TX

5785MHz_TX

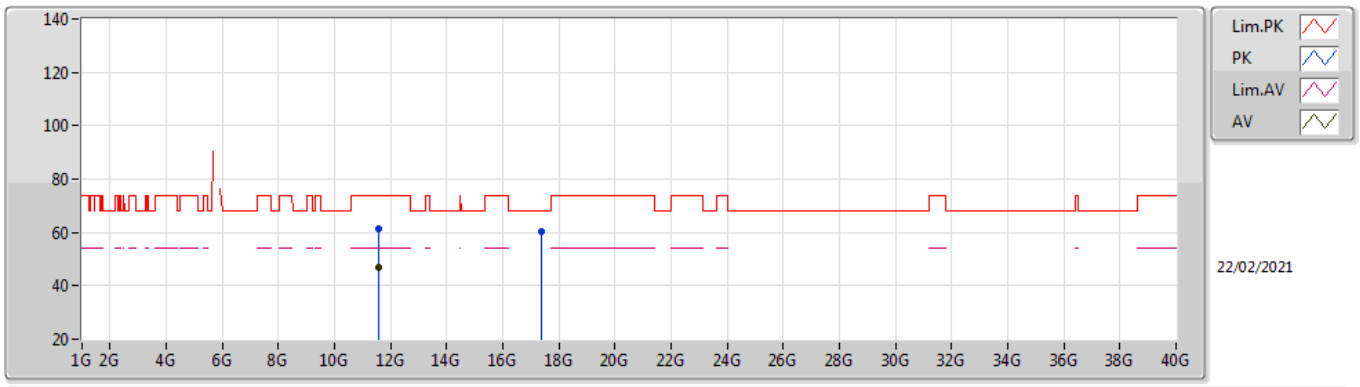

Type	Freq	Level	Limit	Margin	Factor	Dist	Condition	Azimuth	Height	Comment	Raw	AF	CL	PA
	(Hz)	(dBuV/m)	(dBuV/m)	(dB)	(dB)	(m)		(°)	(m)		(dBuV)	(dB)	(dB)	(dB)
AV	11.56988G	46.70	54.00	-7.30	13.48	3	Vertical	154	2.81	-	33.22	39.89	8.35	34.76
PK	11.57248G	61.45	74.00	-12.55	13.47	3	Vertical	154	2.81	-	47.98	39.88	8.35	34.76
PK	17.35924G	60.55	68.20	-7.65	16.41	3	Vertical	135	1.50	-	44.14	40.77	10.31	34.67

802.11ac VHT20_Nss1,(MCS0)_2TX

5785MHz_TX

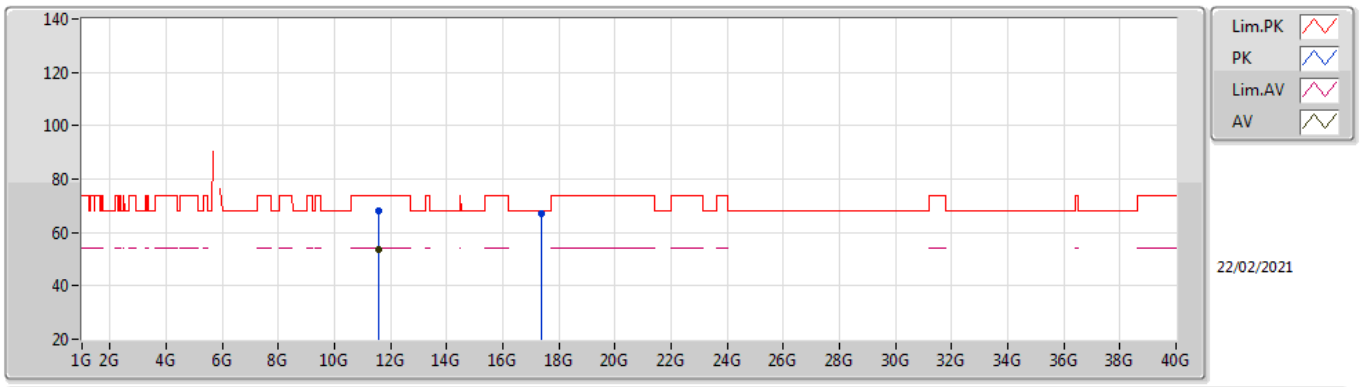

Type	Freq	Level	Limit	Margin	Factor	Dist	Condition	Azimuth	Height	Comment	Raw	AF	CL	PA
	(Hz)	(dBuV/m)	(dBuV/m)	(dB)	(dB)	(m)		(°)	(m)		(dBuV)	(dB)	(dB)	(dB)
AV	11.56988G	53.82	54.00	-0.18	13.48	3	Horizontal	118	1.62	-	40.34	39.89	8.35	34.76
PK	11.56906G	68.01	74.00	-5.99	13.48	3	Horizontal	118	1.62	-	54.53	39.89	8.35	34.76
PK	17.35337G	67.17	68.20	-1.03	16.37	3	Horizontal	134	1.50	-	50.80	40.73	10.31	34.67

802.11ac VHT20_Nss1,(MCS0)_2TX

5825MHz_TX

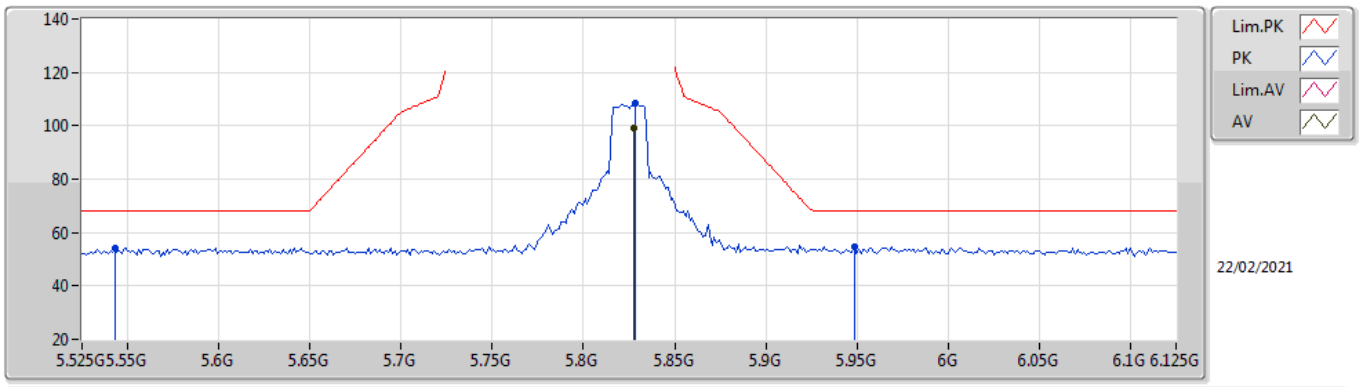

Type	Freq	Level	Limit	Margin	Factor	Dist	Condition	Azimuth	Height	Comment	Raw	AF	CL	PA
	(Hz)	(dBuV/m)	(dBuV/m)	(dB)	(dB)	(m)		(°)	(m)		(dBuV)	(dB)	(dB)	(dB)
AV	5.8274G	98.91	Inf	-Inf	3.16	3	Vertical	9	1.66	-	95.75	32.31	5.81	34.96
PK	5.543G	54.36	68.20	-13.84	2.80	3	Vertical	9	1.66	-	51.56	31.90	5.77	34.87
PK	5.8286G	108.57	Inf	-Inf	3.16	3	Vertical	9	1.66	-	105.41	32.31	5.81	34.96
PK	5.9486G	54.83	68.20	-13.37	3.48	3	Vertical	9	1.66	-	51.35	32.60	5.87	34.99

802.11ac VHT20_Nss1,(MCS0)_2TX

5825MHz_TX

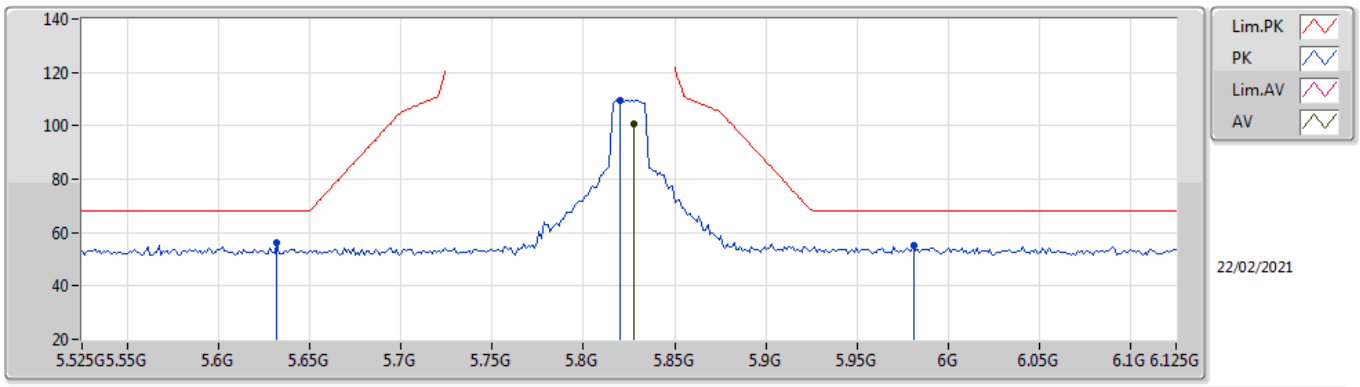

Type	Freq	Level	Limit	Margin	Factor	Dist	Condition	Azimuth	Height	Comment	Raw	AF	CL	PA
	(Hz)	(dBuV/m)	(dBuV/m)	(dB)	(dB)	(m)		(°)	(m)		(dBuV)	(dB)	(dB)	(dB)
AV	5.8274G	100.49	Inf	-Inf	3.16	3	Horizontal	323	2.85	-	97.33	32.31	5.81	34.96
PK	5.6318G	56.00	68.20	-12.20	2.70	3	Horizontal	323	2.85	-	53.30	31.80	5.80	34.90
PK	5.8202G	109.67	Inf	-Inf	3.13	3	Horizontal	323	2.85	-	106.54	32.28	5.81	34.96
PK	5.981G	55.04	68.20	-13.16	3.43	3	Horizontal	323	2.85	-	51.61	32.54	5.89	35.00

802.11ac VHT20_Nss1,(MCS0)_2TX

5825MHz_TX

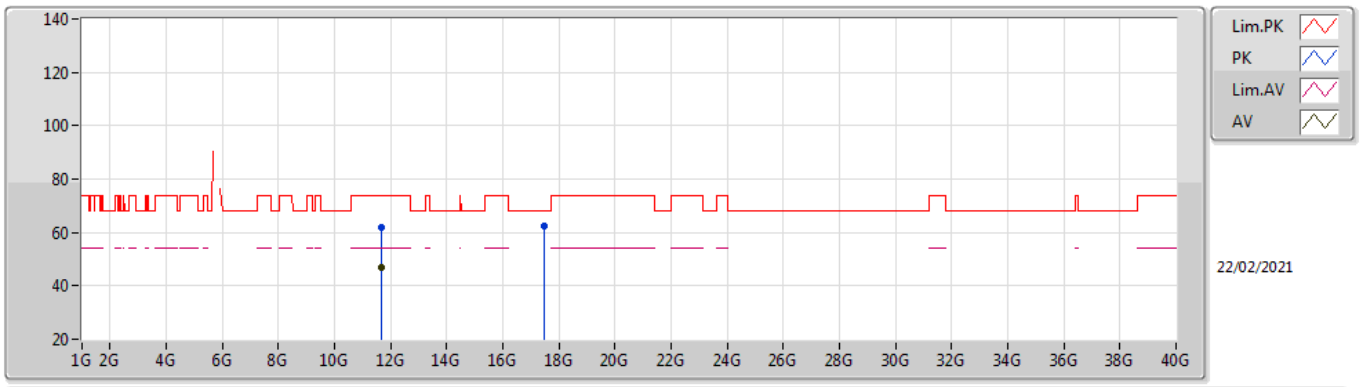

Type	Freq	Level	Limit	Margin	Factor	Dist	Condition	Azimuth	Height	Comment	Raw	AF	CL	PA
	(Hz)	(dBuV/m)	(dBuV/m)	(dB)	(dB)	(m)		(°)	(m)		(dBuV)	(dB)	(dB)	(dB)
AV	11.64985G	47.03	54.00	-6.97	13.15	3	Vertical	152	2.80	-	33.88	39.55	8.38	34.78
PK	11.64924G	61.81	74.00	-12.19	13.15	3	Vertical	152	2.80	-	48.66	39.55	8.38	34.78
PK	17.47579G	62.44	68.20	-5.76	17.09	3	Vertical	166	1.34	-	45.35	41.48	10.34	34.73

802.11ac VHT20_Nss1,(MCS0)_2TX

5825MHz_TX

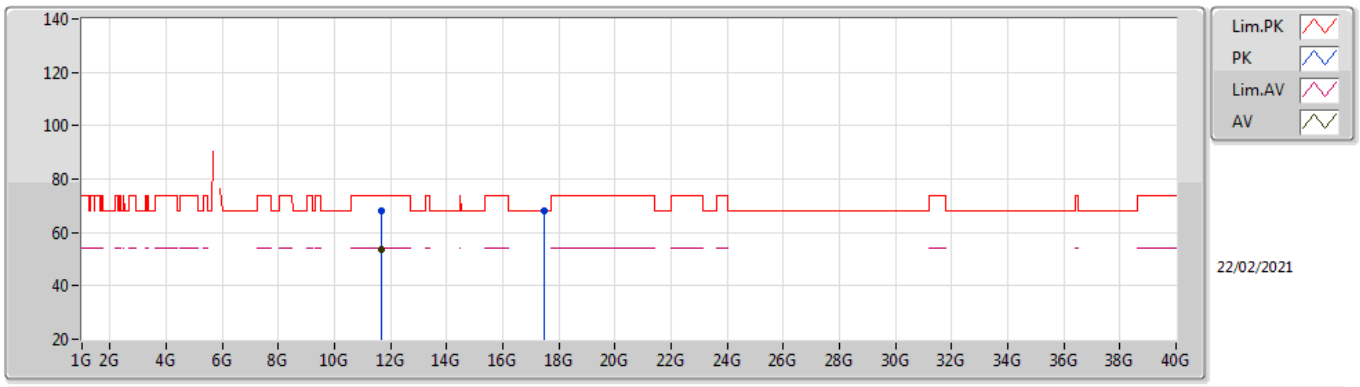

Type	Freq	Level	Limit	Margin	Factor	Dist	Condition	Azimuth	Height	Comment	Raw	AF	CL	PA
	(Hz)	(dBuV/m)	(dBuV/m)	(dB)	(dB)	(m)		(°)	(m)		(dBuV)	(dB)	(dB)	(dB)
AV	11.64986G	53.76	54.00	-0.24	13.15	3	Horizontal	118	1.64	-	40.61	39.55	8.38	34.78
PK	11.64907G	68.02	74.00	-5.98	13.15	3	Horizontal	118	1.64	-	54.87	39.55	8.38	34.78
PK	17.47293G	68.08	68.20	-0.12	17.07	3	Horizontal	138	1.93	-	51.01	41.46	10.34	34.73

802.11ac VHT40_Nss1,(MCS0)_2TX

5190MHz_TX

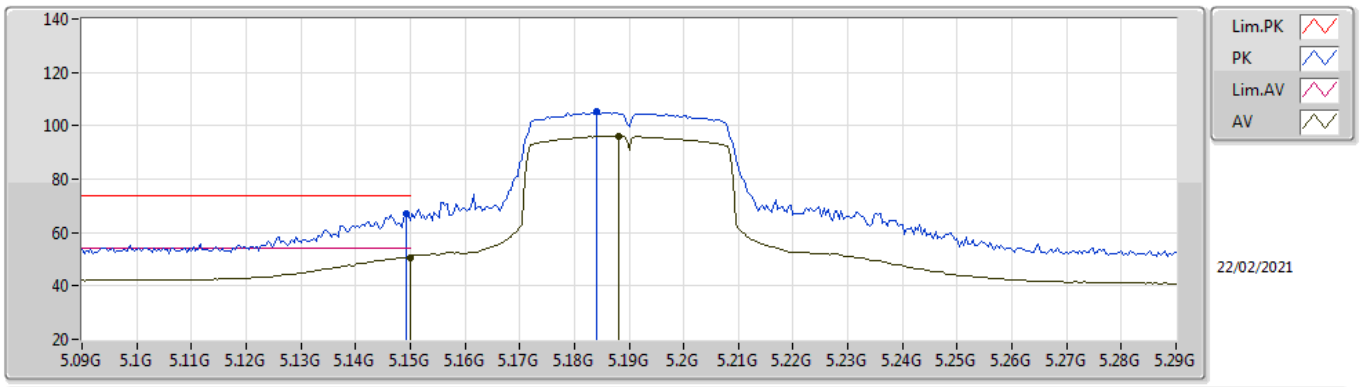

Type	Freq	Level	Limit	Margin	Factor	Dist	Condition	Azimuth	Height	Comment	Raw	AF	CL	PA
	(Hz)	(dBuV/m)	(dBuV/m)	(dB)	(dB)	(m)		(°)	(m)		(dBuV)	(dB)	(dB)	(dB)
AV	5.15G	50.77	54.00	-3.23	2.55	3	Vertical	42	1.48	-	48.22	32.00	5.47	34.92
AV	5.188G	96.04	Inf	-Inf	2.35	3	Vertical	42	1.48	-	93.69	31.77	5.49	34.91
PK	5.1492G	67.28	74.00	-6.72	2.55	3	Vertical	42	1.48	-	64.73	32.00	5.47	34.92
PK	5.184G	105.11	Inf	-Inf	2.38	3	Vertical	42	1.48	-	102.73	31.80	5.49	34.91

802.11ac VHT40_Nss1,(MCS0)_2TX

5190MHz_TX

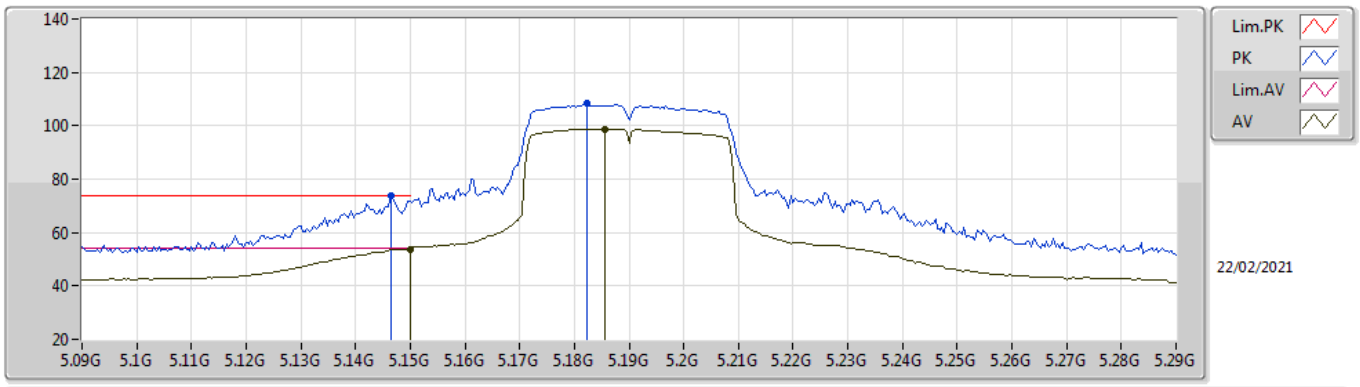

Type	Freq	Level	Limit	Margin	Factor	Dist	Condition	Azimuth	Height	Comment	Raw	AF	CL	PA
	(Hz)	(dBuV/m)	(dBuV/m)	(dB)	(dB)	(m)		(°)	(m)		(dBuV)	(dB)	(dB)	(dB)
AV	5.15G	53.85	54.00	-0.15	2.55	3	Horizontal	346	1.48	-	51.30	32.00	5.47	34.92
AV	5.1856G	98.82	Inf	-Inf	2.37	3	Horizontal	346	1.48	-	96.45	31.79	5.49	34.91
PK	5.1464G	73.84	74.00	-0.16	2.55	3	Horizontal	346	1.48	-	71.29	32.00	5.47	34.92
PK	5.1824G	108.50	Inf	-Inf	2.39	3	Horizontal	346	1.48	-	106.11	31.81	5.49	34.91

802.11ac VHT40_Nss1,(MCS0)_2TX

5190MHz_TX

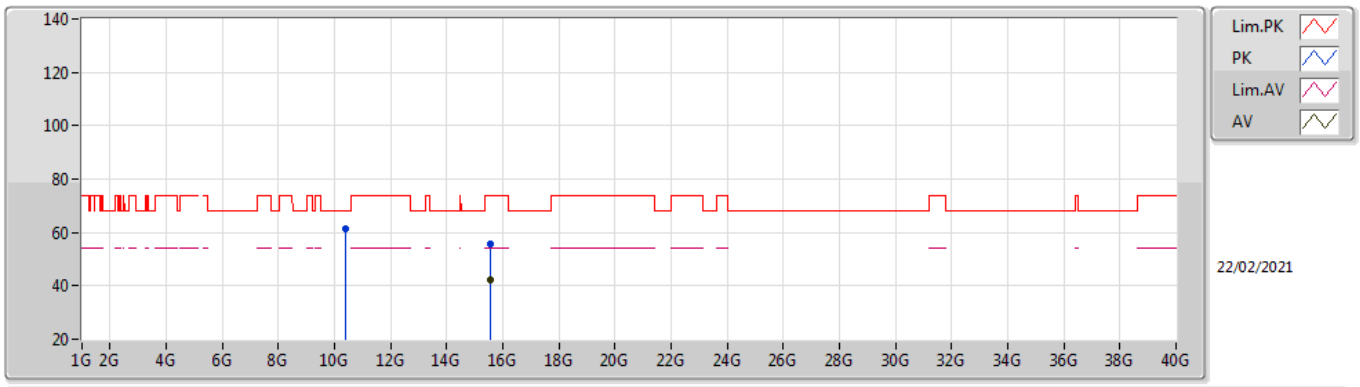

Type	Freq	Level	Limit	Margin	Factor	Dist	Condition	Azimuth	Height	Comment	Raw	AF	CL	PA
	(Hz)	(dBuV/m)	(dBuV/m)	(dB)	(dB)	(m)		(°)	(m)		(dBuV)	(dB)	(dB)	(dB)
AV	15.57189G	42.28	54.00	-11.72	13.00	3	Vertical	215	1.92	-	29.28	38.34	9.79	35.13
PK	10.37903G	61.63	68.20	-6.57	12.25	3	Vertical	148	2.56	-	49.38	39.54	7.93	35.22
PK	15.57222G	55.56	74.00	-18.44	13.00	3	Vertical	215	1.92	-	42.56	38.34	9.79	35.13

802.11ac VHT40_Nss1,(MCS0)_2TX

5190MHz_TX

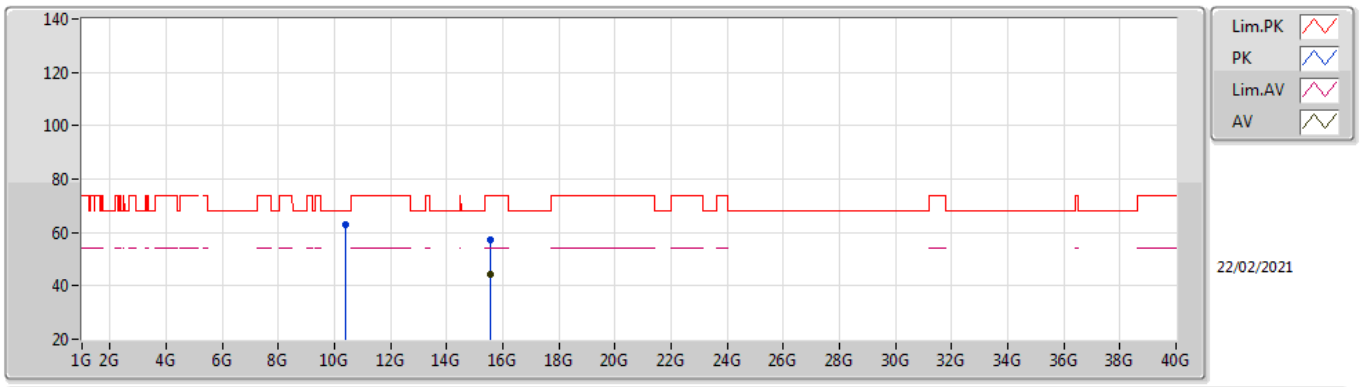

Type	Freq	Level	Limit	Margin	Factor	Dist	Condition	Azimuth	Height	Comment	Raw	AF	CL	PA
	(Hz)	(dBuV/m)	(dBuV/m)	(dB)	(dB)	(m)		(°)	(m)		(dBuV)	(dB)	(dB)	(dB)
AV	15.57217G	44.10	54.00	-9.90	13.00	3	Horizontal	40	3.00	-	31.10	38.34	9.79	35.13
PK	10.38089G	62.96	68.20	-5.24	12.26	3	Horizontal	187	1.62	-	50.70	39.54	7.93	35.21
PK	15.56775G	57.44	74.00	-16.56	13.02	3	Horizontal	40	3.00	-	44.42	38.36	9.79	35.13

802.11ac VHT40_Nss1,(MCS0)_2TX

5230MHz_TX

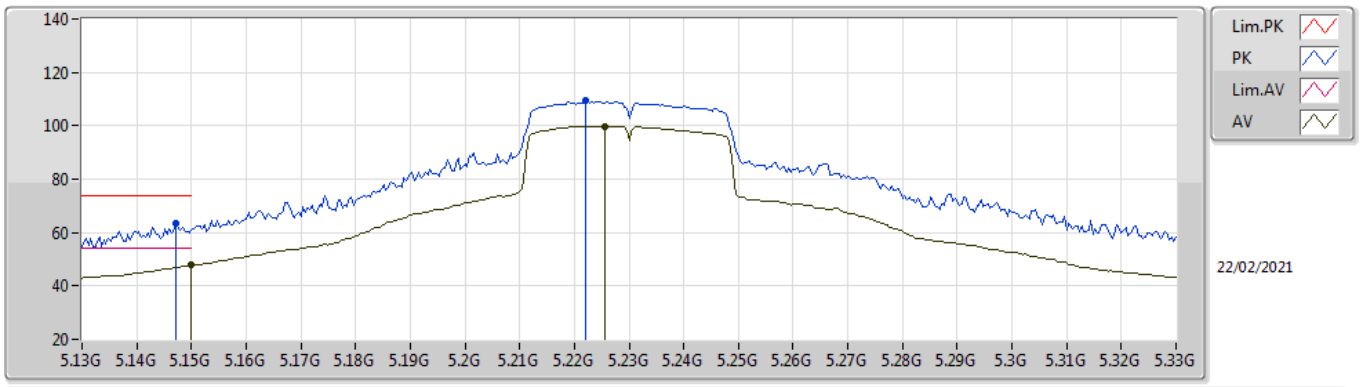

Type	Freq	Level	Limit	Margin	Factor	Dist	Condition	Azimuth	Height	Comment	Raw	AF	CL	PA
	(Hz)	(dBuV/m)	(dBuV/m)	(dB)	(dB)	(m)		(°)	(m)		(dBuV)	(dB)	(dB)	(dB)
AV	5.15G	47.69	54.00	-6.31	2.55	3	Vertical	43	1.56	-	45.14	32.00	5.47	34.92
AV	5.2256G	99.89	Inf	-Inf	2.18	3	Vertical	43	1.56	-	97.71	31.55	5.53	34.90
PK	5.1472G	63.21	74.00	-10.79	2.55	3	Vertical	43	1.56	-	60.66	32.00	5.47	34.92
PK	5.222G	109.52	Inf	-Inf	2.19	3	Vertical	43	1.56	-	107.33	31.57	5.52	34.90

802.11ac VHT40_Nss1,(MCS0)_2TX

5230MHz_TX

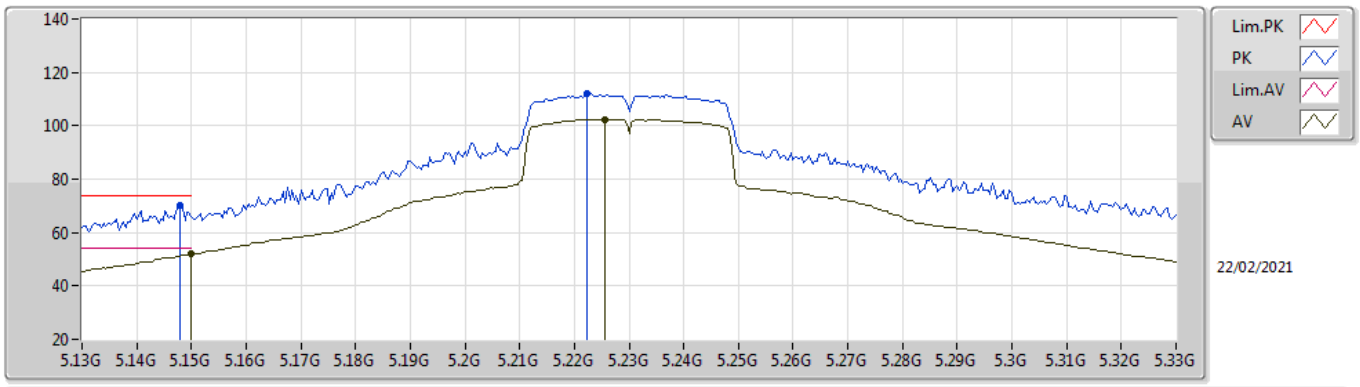

Type	Freq	Level	Limit	Margin	Factor	Dist	Condition	Azimuth	Height	Comment	Raw	AF	CL	PA
	(Hz)	(dBuV/m)	(dBuV/m)	(dB)	(dB)	(m)		(°)	(m)		(dBuV)	(dB)	(dB)	(dB)
AV	5.15G	52.04	54.00	-1.96	2.55	3	Horizontal	350	1.50	-	49.49	32.00	5.47	34.92
AV	5.2256G	102.47	Inf	-Inf	2.18	3	Horizontal	350	1.50	-	100.29	31.55	5.53	34.90
PK	5.148G	69.93	74.00	-4.07	2.55	3	Horizontal	350	1.50	-	67.38	32.00	5.47	34.92
PK	5.2224G	112.09	Inf	-Inf	2.19	3	Horizontal	350	1.50	-	109.90	31.57	5.52	34.90

802.11ac VHT40_Nss1,(MCS0)_2TX

5230MHz_TX

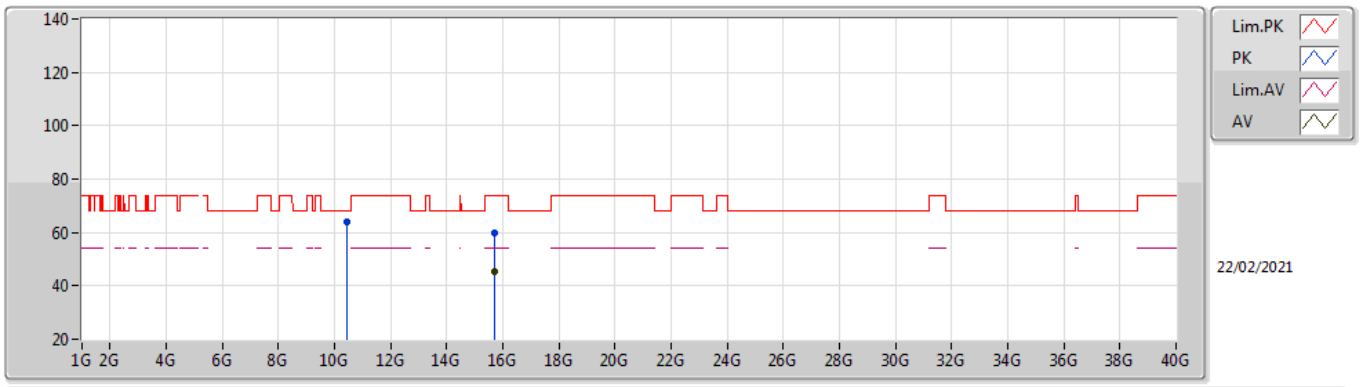

Type	Freq	Level	Limit	Margin	Factor	Dist	Condition	Azimuth	Height	Comment	Raw	AF	CL	PA
	(Hz)	(dBuV/m)	(dBuV/m)	(dB)	(dB)	(m)		(°)	(m)		(dBuV)	(dB)	(dB)	(dB)
AV	15.69212G	45.57	54.00	-8.43	12.90	3	Vertical	331	1.59	-	32.67	38.29	9.82	35.21
PK	10.45912G	64.07	68.20	-4.13	12.62	3	Vertical	148	2.53	-	51.45	39.78	7.96	35.12
PK	15.68757G	59.64	74.00	-14.36	12.90	3	Vertical	331	1.59	-	46.74	38.29	9.82	35.21

802.11ac VHT40_Nss1,(MCS0)_2TX

5230MHz_TX

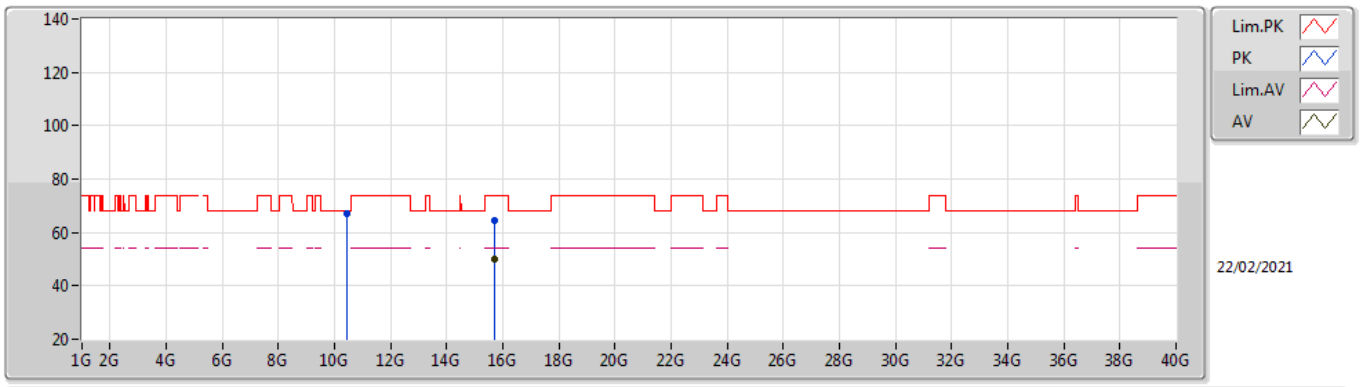

Type	Freq	Level	Limit	Margin	Factor	Dist	Condition	Azimuth	Height	Comment	Raw	AF	CL	PA
	(Hz)	(dBuV/m)	(dBuV/m)	(dB)	(dB)	(m)		(°)	(m)		(dBuV)	(dB)	(dB)	(dB)
AV	15.69193G	49.98	54.00	-4.02	12.90	3	Horizontal	40	1.50	-	37.08	38.29	9.82	35.21
PK	10.45924G	67.07	68.20	-1.13	12.62	3	Horizontal	188	1.59	-	54.45	39.78	7.96	35.12
PK	15.68779G	64.34	74.00	-9.66	12.90	3	Horizontal	40	1.50	-	51.44	38.29	9.82	35.21

802.11ac VHT40_Nss1,(MCS0)_2TX

5755MHz_TX

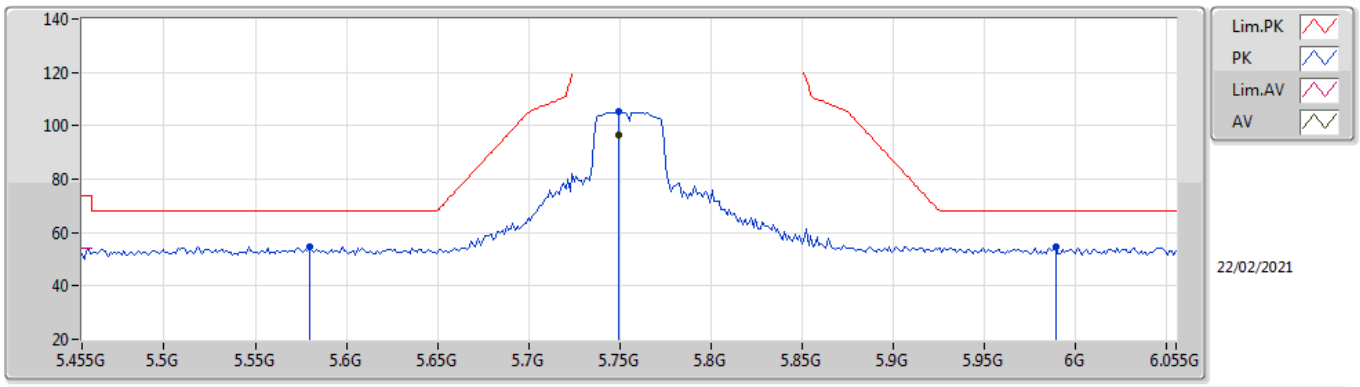

Type	Freq	Level	Limit	Margin	Factor	Dist	Condition	Azimuth	Height	Comment	Raw	AF	CL	PA
	(Hz)	(dBuV/m)	(dBuV/m)	(dB)	(dB)	(m)		(°)	(m)		(dBuV)	(dB)	(dB)	(dB)
AV	5.749G	96.56	Inf	-Inf	2.97	3	Vertical	17	1.72	-	93.59	32.10	5.80	34.93
PK	5.5798G	54.80	68.20	-13.40	2.75	3	Vertical	17	1.72	-	52.05	31.84	5.79	34.88
PK	5.749G	105.54	Inf	-Inf	2.97	3	Vertical	17	1.72	-	102.57	32.10	5.80	34.93
PK	5.989G	54.62	68.20	-13.58	3.40	3	Vertical	17	1.72	-	51.22	32.52	5.89	35.01

802.11ac VHT40_Nss1,(MCS0)_2TX

5755MHz_TX

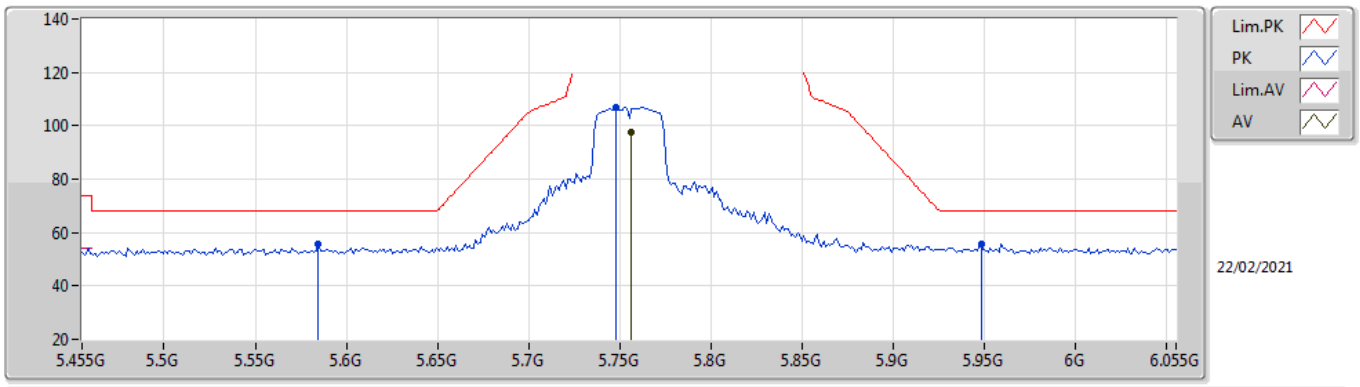

Type	Freq	Level	Limit	Margin	Factor	Dist	Condition	Azimuth	Height	Comment	Raw	AF	CL	PA
	(Hz)	(dBuV/m)	(dBuV/m)	(dB)	(dB)	(m)		(°)	(m)		(dBuV)	(dB)	(dB)	(dB)
AV	5.7562G	97.75	Inf	-Inf	2.97	3	Horizontal	318	1.34	-	94.78	32.11	5.80	34.94
PK	5.5846G	55.56	68.20	-12.64	2.73	3	Horizontal	318	1.34	-	52.83	31.83	5.79	34.89
PK	5.7478G	107.09	Inf	-Inf	2.96	3	Horizontal	318	1.34	-	104.13	32.09	5.80	34.93
PK	5.9482G	55.85	68.20	-12.35	3.48	3	Horizontal	318	1.34	-	52.37	32.60	5.87	34.99

802.11ac VHT40_Nss1,(MCS0)_2TX

5755MHz_TX

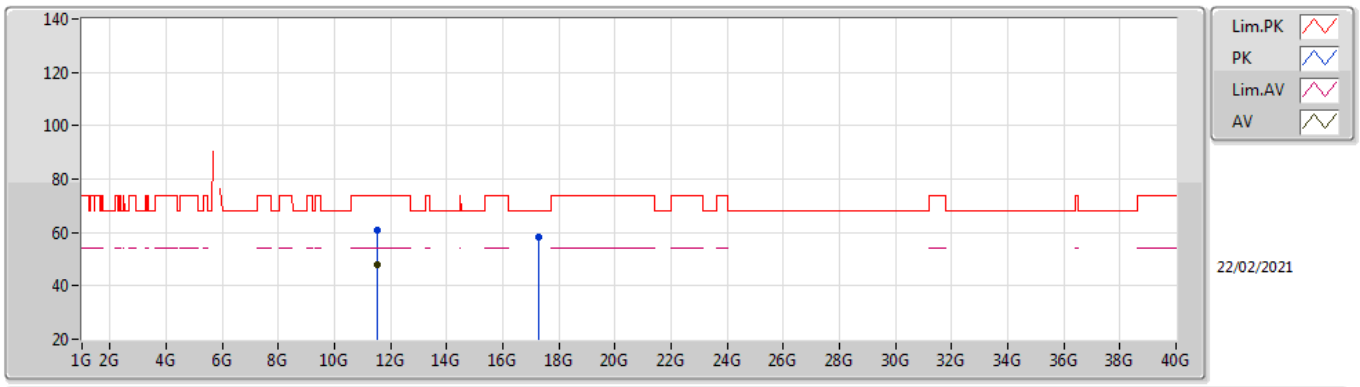

Type	Freq	Level	Limit	Margin	Factor	Dist	Condition	Azimuth	Height	Comment	Raw	AF	CL	PA
	(Hz)	(dBuV/m)	(dBuV/m)	(dB)	(dB)	(m)		(°)	(m)		(dBuV)	(dB)	(dB)	(dB)
AV	11.50992G	47.81	54.00	-6.19	13.66	3	Vertical	158	2.66	-	34.15	40.07	8.33	34.74
PK	11.51061G	60.64	74.00	-13.36	13.66	3	Vertical	158	2.66	-	46.98	40.07	8.33	34.74
PK	17.26736G	58.06	68.20	-10.14	15.85	3	Vertical	336	1.50	-	42.21	40.20	10.28	34.63

802.11ac VHT40_Nss1,(MCS0)_2TX

5755MHz_TX

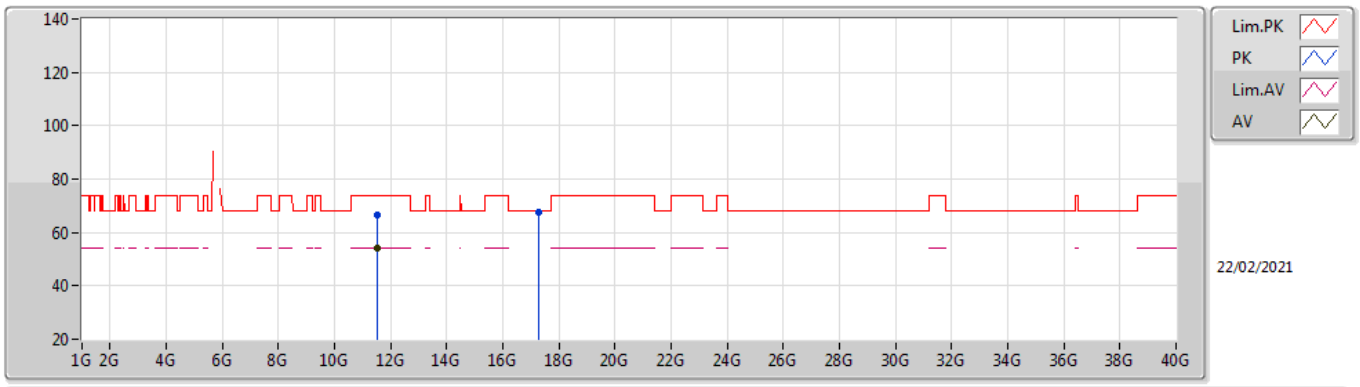

Type	Freq	Level	Limit	Margin	Factor	Dist	Condition	Azimuth	Height	Comment	Raw	AF	CL	PA
	(Hz)	(dBuV/m)	(dBuV/m)	(dB)	(dB)	(m)		(°)	(m)		(dBuV)	(dB)	(dB)	(dB)
AV	11.50992G	53.92	54.00	-0.08	13.66	3	Horizontal	118	1.66	-	40.26	40.07	8.33	34.74
PK	11.51025G	66.43	74.00	-7.57	13.66	3	Horizontal	118	1.66	-	52.77	40.07	8.33	34.74
PK	17.26281G	67.64	68.20	-0.56	15.84	3	Horizontal	134	1.52	-	51.80	40.19	10.28	34.63

802.11ac VHT40_Nss1,(MCS0)_2TX

5795MHz_TX

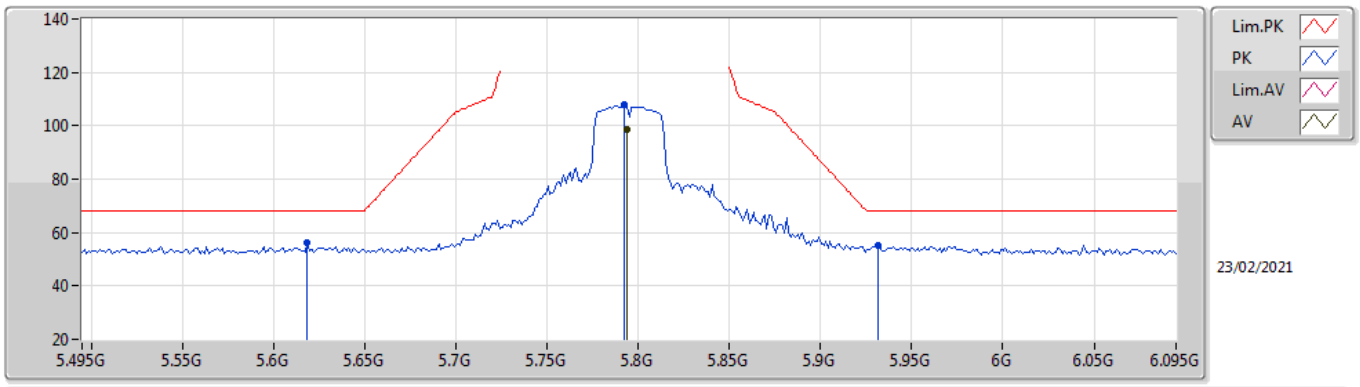

Type	Freq	Level	Limit	Margin	Factor	Dist	Condition	Azimuth	Height	Comment	Raw	AF	CL	PA
	(Hz)	(dBuV/m)	(dBuV/m)	(dB)	(dB)	(m)		(°)	(m)		(dBuV)	(dB)	(dB)	(dB)
AV	5.7938G	98.51	Inf	-Inf	3.04	3	Vertical	37	1.52	-	95.47	32.19	5.80	34.95
PK	5.6186G	56.19	68.20	-12.01	2.70	3	Vertical	37	1.52	-	53.49	31.80	5.80	34.90
PK	5.7926G	107.77	Inf	-Inf	3.04	3	Vertical	37	1.52	-	104.73	32.19	5.80	34.95
PK	5.9318G	55.30	68.20	-12.90	3.44	3	Vertical	37	1.52	-	51.86	32.56	5.87	34.99

802.11ac VHT40_Nss1,(MCS0)_2TX

5795MHz_TX

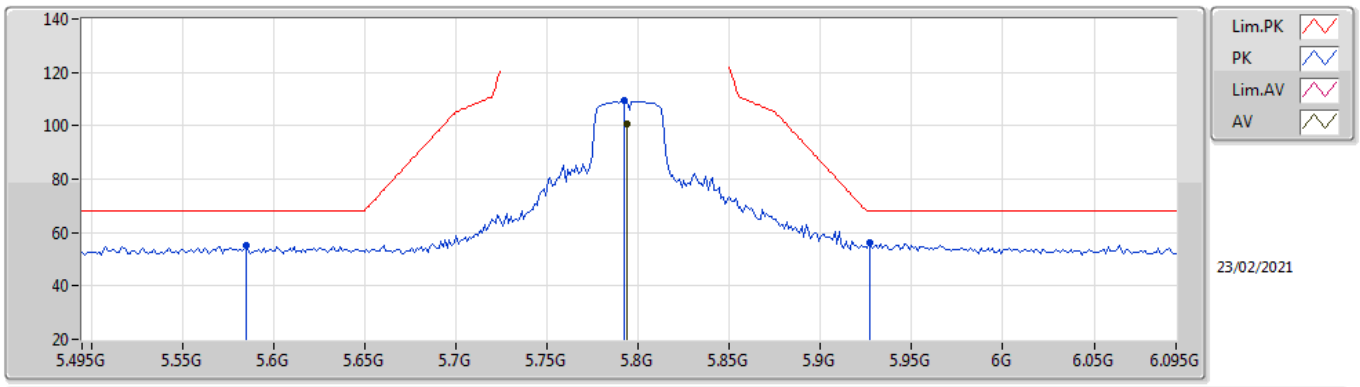

Type	Freq	Level	Limit	Margin	Factor	Dist	Condition	Azimuth	Height	Comment	Raw	AF	CL	PA
	(Hz)	(dBuV/m)	(dBuV/m)	(dB)	(dB)	(m)		(°)	(m)		(dBuV)	(dB)	(dB)	(dB)
AV	5.7938G	100.55	Inf	-Inf	3.04	3	Horizontal	275	1.82	-	97.51	32.19	5.80	34.95
PK	5.585G	54.95	68.20	-13.25	2.73	3	Horizontal	275	1.82	-	52.22	31.83	5.79	34.89
PK	5.7926G	109.43	Inf	-Inf	3.04	3	Horizontal	275	1.82	-	106.39	32.19	5.80	34.95
PK	5.927G	56.27	68.20	-11.93	3.42	3	Horizontal	275	1.82	-	52.85	32.55	5.86	34.99

802.11ac VHT40_Nss1,(MCS0)_2TX

5795MHz_TX

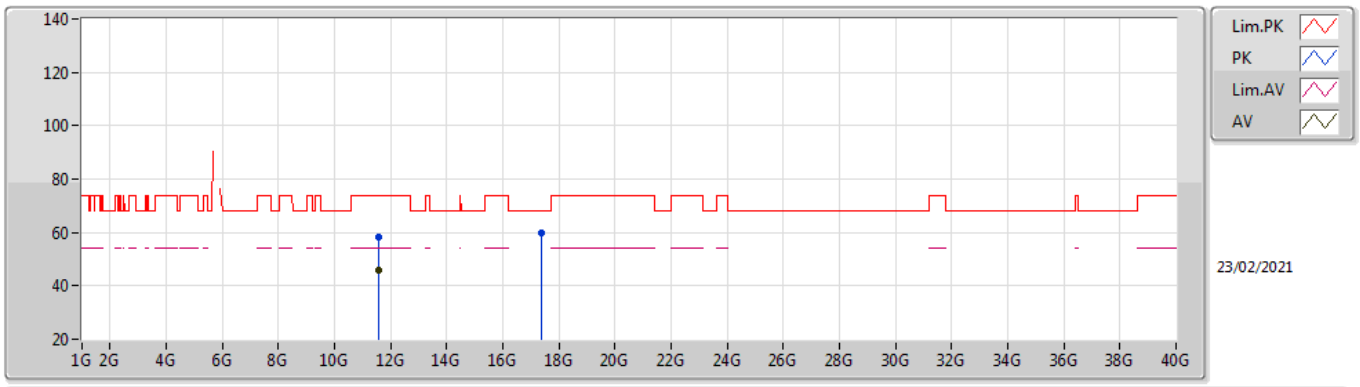

Type	Freq	Level	Limit	Margin	Factor	Dist	Condition	Azimuth	Height	Comment	Raw	AF	CL	PA
	(Hz)	(dBuV/m)	(dBuV/m)	(dB)	(dB)	(m)		(°)	(m)		(dBuV)	(dB)	(dB)	(dB)
AV	11.58986G	45.62	54.00	-8.38	13.43	3	Vertical	150	2.83	-	32.19	39.83	8.36	34.76
PK	11.59068G	58.07	74.00	-15.93	13.43	3	Vertical	150	2.83	-	44.64	39.83	8.36	34.76
PK	17.38826G	59.88	68.20	-8.32	16.64	3	Vertical	134	1.00	-	43.24	41.01	10.32	34.69

802.11ac VHT40_Nss1,(MCS0)_2TX

5795MHz_TX

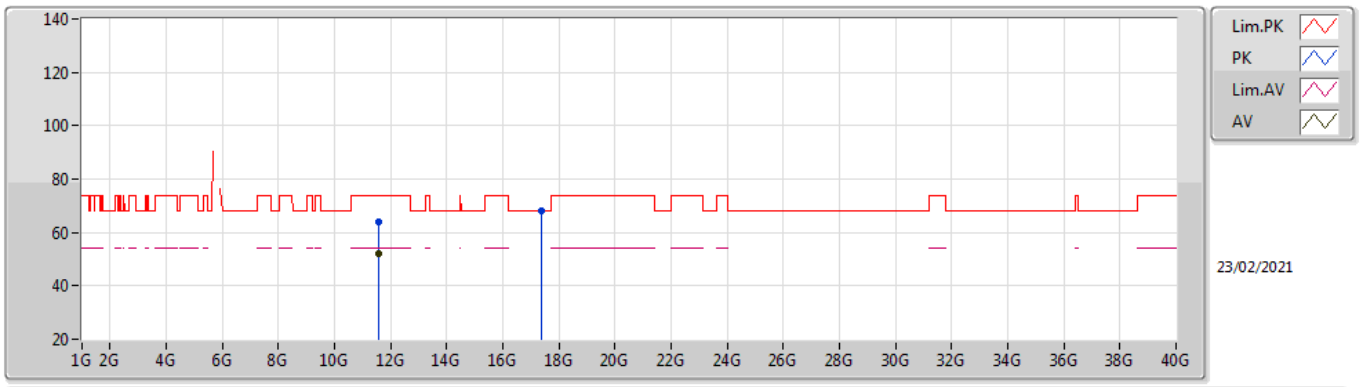

Type	Freq	Level	Limit	Margin	Factor	Dist	Condition	Azimuth	Height	Comment	Raw	AF	CL	PA
	(Hz)	(dBuV/m)	(dBuV/m)	(dB)	(dB)	(m)		(°)	(m)		(dBuV)	(dB)	(dB)	(dB)
AV	11.58992G	52.09	54.00	-1.91	13.43	3	Horizontal	114	1.50	-	38.66	39.83	8.36	34.76
PK	11.59024G	64.17	74.00	-9.83	13.43	3	Horizontal	114	1.50	-	50.74	39.83	8.36	34.76
PK	17.38278G	67.86	68.20	-0.34	16.59	3	Horizontal	130	1.50	-	51.27	40.96	10.31	34.68

802.11ac VHT80_Nss1,(MCS0)_2TX

5210MHz_TX

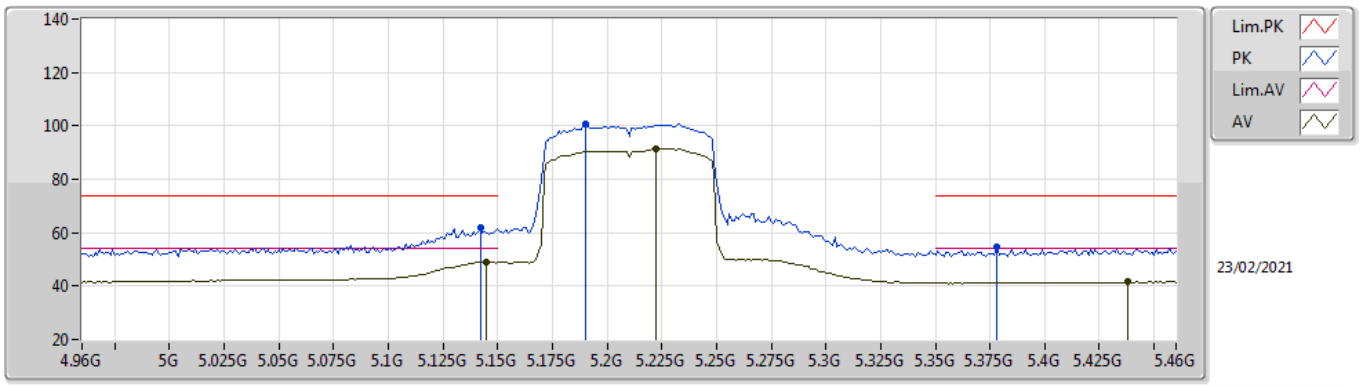

Type	Freq	Level	Limit	Margin	Factor	Dist	Condition	Azimuth	Height	Comment	Raw	AF	CL	PA
	(Hz)	(dBuV/m)	(dBuV/m)	(dB)	(dB)	(m)		(°)	(m)		(dBuV)	(dB)	(dB)	(dB)
AV	5.145G	48.94	54.00	-5.06	2.55	3	Vertical	352	1.50	-	46.39	32.00	5.47	34.92
AV	5.222G	91.61	Inf	-Inf	2.19	3	Vertical	352	1.50	-	89.42	31.57	5.52	34.90
AV	5.438G	41.54	54.00	-12.46	2.60	3	Vertical	352	1.50	-	38.94	31.75	5.72	34.87
PK	5.142G	61.92	74.00	-12.08	2.55	3	Vertical	352	1.50	-	59.37	32.00	5.47	34.92
PK	5.19G	100.70	Inf	-Inf	2.35	3	Vertical	352	1.50	-	98.35	31.76	5.50	34.91
PK	5.378G	54.46	74.00	-19.54	2.27	3	Vertical	352	1.50	-	52.19	31.47	5.68	34.88

802.11ac VHT80_Nss1,(MCS0)_2TX

5210MHz_TX

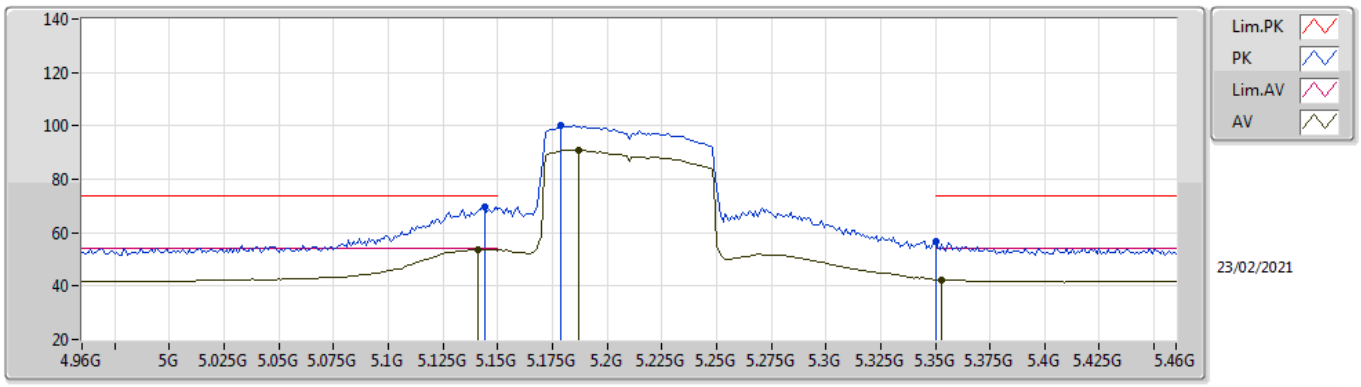

Type	Freq	Level	Limit	Margin	Factor	Dist	Condition	Azimuth	Height	Comment	Raw	AF	CL	PA
	(Hz)	(dBuV/m)	(dBuV/m)	(dB)	(dB)	(m)		(°)	(m)		(dBuV)	(dB)	(dB)	(dB)
AV	5.141G	53.85	54.00	-0.15	2.55	3	Horizontal	347	1.63	-	51.30	32.00	5.47	34.92
AV	5.187G	91.11	Inf	-Inf	2.36	3	Horizontal	347	1.63	-	88.75	31.78	5.49	34.91
AV	5.353G	42.42	54.00	-11.58	2.09	3	Horizontal	347	1.63	-	40.33	31.32	5.65	34.88
PK	5.144G	69.68	74.00	-4.32	2.55	3	Horizontal	347	1.63	-	67.13	32.00	5.47	34.92
PK	5.179G	100.30	Inf	-Inf	2.41	3	Horizontal	347	1.63	-	97.89	31.83	5.49	34.91
PK	5.35G	56.49	74.00	-17.51	2.07	3	Horizontal	347	1.63	-	54.42	31.30	5.65	34.88

802.11ac VHT80_Nss1,(MCS0)_2TX

5210MHz_TX

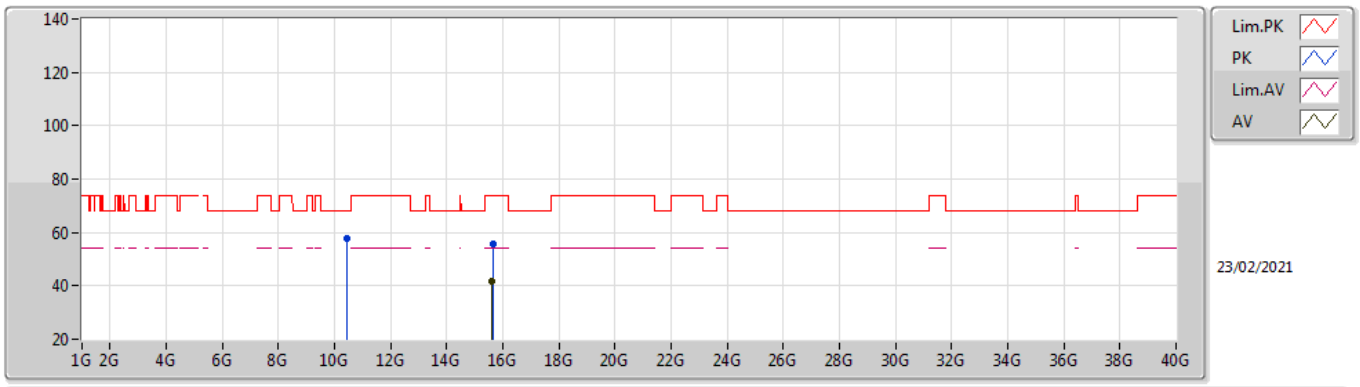

Type	Freq	Level	Limit	Margin	Factor	Dist	Condition	Azimuth	Height	Comment	Raw	AF	CL	PA
	(Hz)	(dBuV/m)	(dBuV/m)	(dB)	(dB)	(m)		(°)	(m)		(dBuV)	(dB)	(dB)	(dB)
AV	15.62522G	41.75	54.00	-12.25	12.87	3	Vertical	0	2.22	-	28.88	38.23	9.81	35.17
PK	10.4189G	57.90	68.20	-10.30	12.44	3	Vertical	150	2.43	-	45.46	39.66	7.95	35.17
PK	15.63216G	55.75	74.00	-18.25	12.87	3	Vertical	0	2.22	-	42.88	38.23	9.81	35.17

802.11ac VHT80_Nss1,(MCS0)_2TX

5210MHz_TX

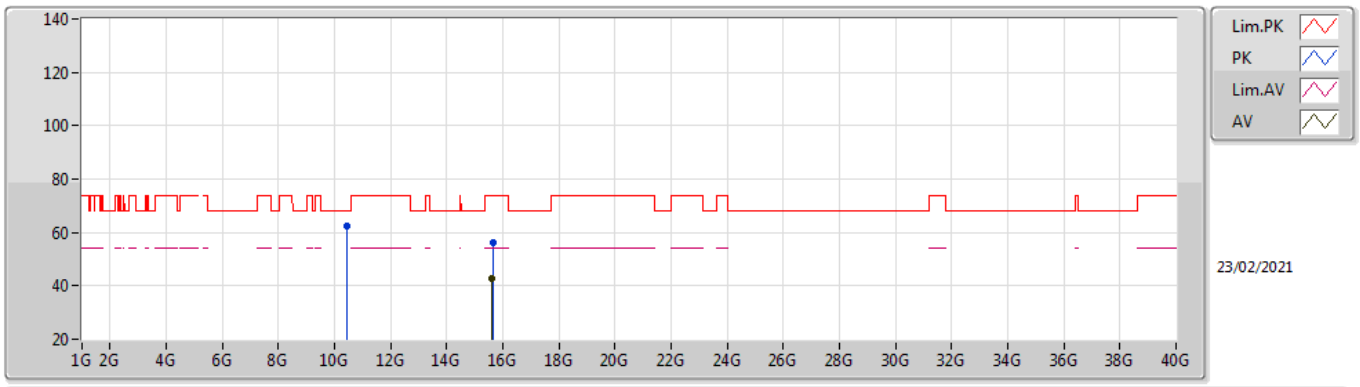

Type	Freq	Level	Limit	Margin	Factor	Dist	Condition	Azimuth	Height	Comment	Raw	AF	CL	PA
	(Hz)	(dBuV/m)	(dBuV/m)	(dB)	(dB)	(m)		(°)	(m)		(dBuV)	(dB)	(dB)	(dB)
AV	15.62816G	42.76	54.00	-11.24	12.87	3	Horizontal	71	2.21	-	29.89	38.23	9.81	35.17
PK	10.41882G	62.29	68.20	-5.91	12.44	3	Horizontal	166	1.81	-	49.85	39.66	7.95	35.17
PK	15.63172G	56.06	74.00	-17.94	12.87	3	Horizontal	71	2.21	-	43.19	38.23	9.81	35.17

802.11ac VHT80_Nss1,(MCS0)_2TX

5775MHz_TX

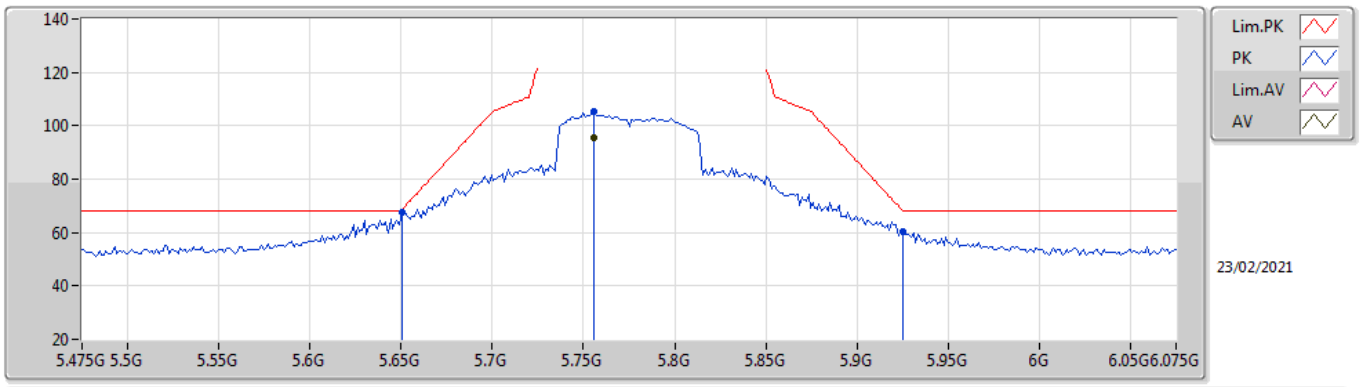

Type	Freq	Level	Limit	Margin	Factor	Dist	Condition	Azimuth	Height	Comment	Raw	AF	CL	PA
	(Hz)	(dBuV/m)	(dBuV/m)	(dB)	(dB)	(m)		(°)	(m)		(dBuV)	(dB)	(dB)	(dB)
AV	5.7558G	95.29	Inf	-Inf	2.97	3	Vertical	8	1.80	-	92.32	32.11	5.80	34.94
PK	5.6502G	67.67	68.35	-0.68	2.69	3	Vertical	8	1.80	-	64.98	31.80	5.80	34.91
PK	5.7558G	105.60	Inf	-Inf	2.97	3	Vertical	8	1.80	-	102.63	32.11	5.80	34.94
PK	5.925G	60.46	68.20	-7.74	3.42	3	Vertical	8	1.80	-	57.04	32.55	5.86	34.99

802.11ac VHT80_Nss1,(MCS0)_2TX

5775MHz_TX

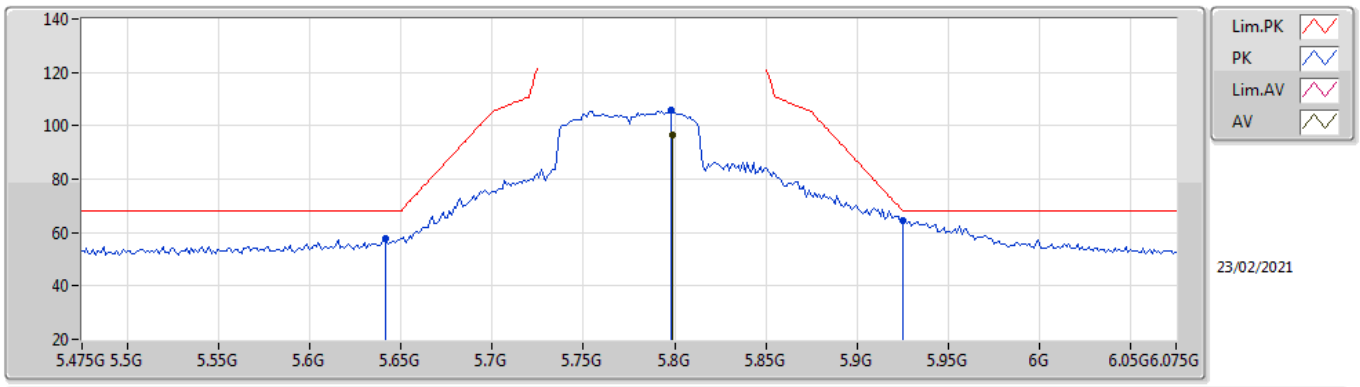

Type	Freq	Level	Limit	Margin	Factor	Dist	Condition	Azimuth	Height	Comment	Raw	AF	CL	PA
	(Hz)	(dBuV/m)	(dBuV/m)	(dB)	(dB)	(m)		(°)	(m)		(dBuV)	(dB)	(dB)	(dB)
AV	5.799G	96.36	Inf	-Inf	3.05	3	Horizontal	314	2.64	-	93.31	32.20	5.80	34.95
PK	5.6418G	57.95	68.20	-10.25	2.70	3	Horizontal	314	2.64	-	55.25	31.80	5.80	34.90
PK	5.7978G	105.87	Inf	-Inf	3.05	3	Horizontal	314	2.64	-	102.82	32.20	5.80	34.95
PK	5.925G	64.37	68.20	-3.83	3.42	3	Horizontal	314	2.64	-	60.95	32.55	5.86	34.99

802.11ac VHT80_Nss1,(MCS0)_2TX

5775MHz_TX

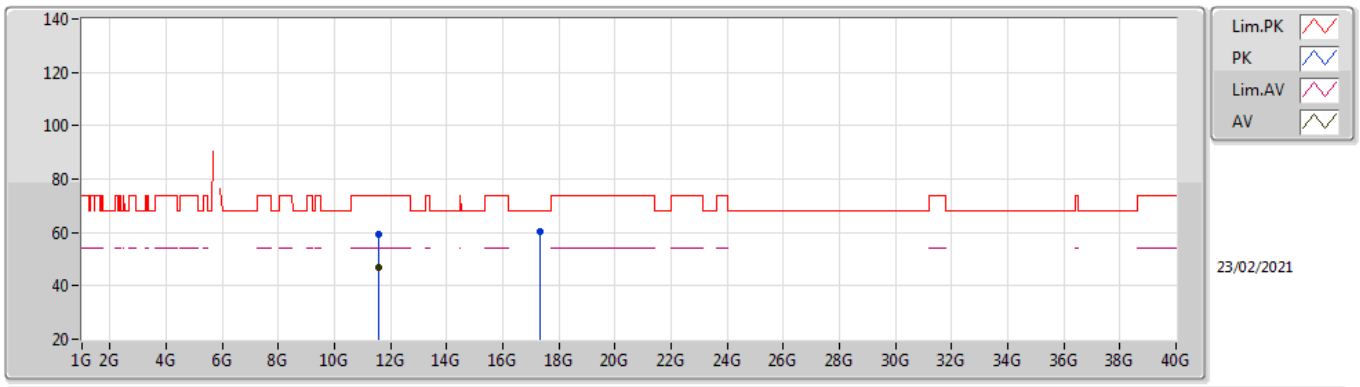

Type	Freq	Level	Limit	Margin	Factor	Dist	Condition	Azimuth	Height	Comment	Raw	AF	CL	PA
	(Hz)	(dBuV/m)	(dBuV/m)	(dB)	(dB)	(m)		(°)	(m)		(dBuV)	(dB)	(dB)	(dB)
AV	11.55G	46.92	54.00	-7.08	13.54	3	Vertical	152	2.76	-	33.38	39.95	8.34	34.75
PK	11.55352G	59.06	74.00	-14.94	13.53	3	Vertical	152	2.76	-	45.53	39.94	8.34	34.75
PK	17.34116G	60.48	68.20	-7.72	16.27	3	Vertical	169	1.32	-	44.21	40.63	10.30	34.66

802.11ac VHT80_Nss1,(MCS0)_2TX

5775MHz_TX

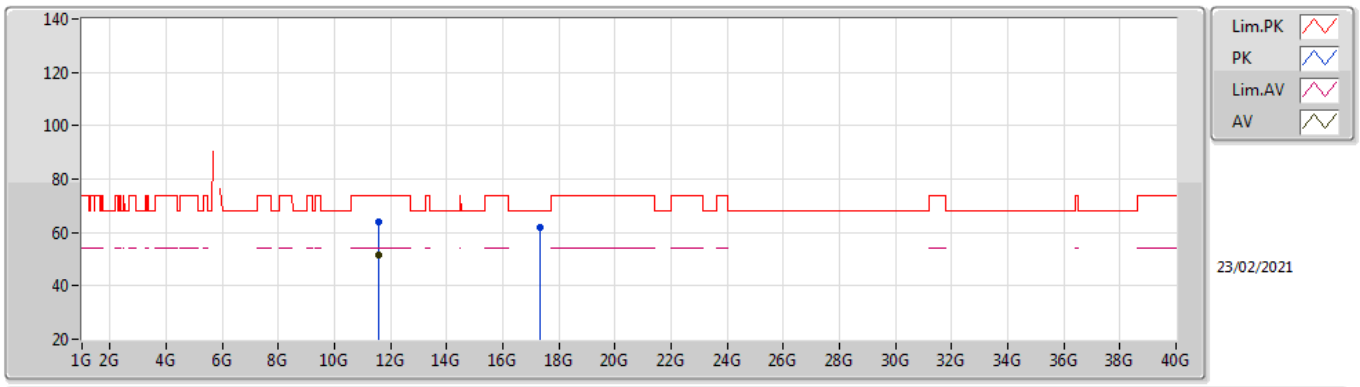

Type	Freq	Level	Limit	Margin	Factor	Dist	Condition	Azimuth	Height	Comment	Raw	AF	CL	PA
	(Hz)	(dBuV/m)	(dBuV/m)	(dB)	(dB)	(m)		(°)	(m)		(dBuV)	(dB)	(dB)	(dB)
AV	11.54984G	51.36	54.00	-2.64	13.54	3	Horizontal	164	1.64	-	37.82	39.95	8.34	34.75
PK	11.54984G	64.11	74.00	-9.89	13.54	3	Horizontal	164	1.64	-	50.57	39.95	8.34	34.75
PK	17.33855G	61.87	68.20	-6.33	16.25	3	Horizontal	131	2.98	-	45.62	40.61	10.30	34.66

Summary

Mode	Result	Type	Freq (Hz)	Level (dBuV/m)	Limit (dBuV/m)	Margin (dB)	Condition
Mode 1	Pass	AV	4.85396G	53.73	54.00	-0.27	Horizontal

Mode Configure

Mode	Result	Type	Freq (Hz)	Level (dBuV/m)	Limit (dBuV/m)	Margin (dB)	Factor (dB)	Dist (m)	Condition	Azimuth (°)	Height (m)	Comments
Mode 1	Pass	AV	2.38G	52.64	54.00	-1.36	-3.31	3	Vertical	216	2.08	-
Mode 1	Pass	AV	2.49876G	34.92	54.00	-19.08	-3.27	3	Vertical	130	2.49	-
Mode 1	Pass	AV	4.852G	53.44	54.00	-0.56	1.70	3	Vertical	6	1.00	-
Mode 1	Pass	PK	2.38G	55.41	74.00	-18.59	-3.31	3	Vertical	216	2.08	-
Mode 1	Pass	PK	2.49876G	49.62	74.00	-24.38	-3.27	3	Vertical	130	2.49	-
Mode 1	Pass	PK	4.852G	62.57	74.00	-11.43	1.70	3	Vertical	6	1.00	-
Mode 1	Pass	AV	2.38G	52.99	54.00	-1.01	-3.31	3	Horizontal	135	2.40	-
Mode 1	Pass	AV	2.49876G	37.64	54.00	-16.36	-3.27	3	Horizontal	57	1.14	-
Mode 1	Pass	AV	4.85396G	53.73	54.00	-0.27	1.69	3	Horizontal	142	2.33	-
Mode 1	Pass	PK	2.38G	57.88	74.00	-16.12	-3.31	3	Horizontal	135	2.40	-
Mode 1	Pass	PK	2.49876G	48.15	74.00	-25.85	-3.27	3	Horizontal	57	1.14	-
Mode 1	Pass	PK	4.85396G	56.31	74.00	-17.69	1.69	3	Horizontal	142	2.33	-

Mode 1

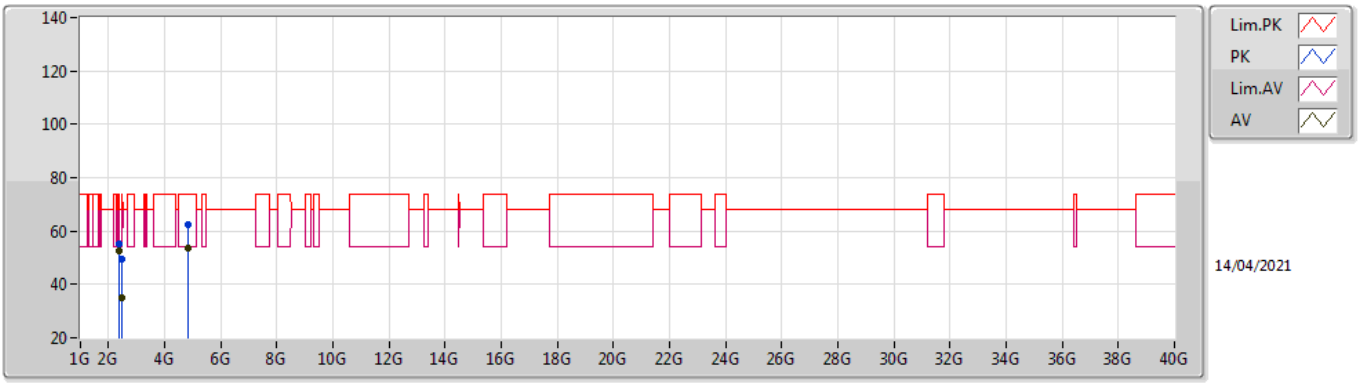

Type	Freq	Level	Limit	Margin	Factor	Dist	Condition	Azimuth	Height	Comment	Raw	AF	CL	PA
	(Hz)	(dBuV/m)	(dBuV/m)	(dB)	(dB)	(m)		(°)	(m)		(dBuV)	(dB)	(dB)	(dB)
AV	2.38G	52.64	54.00	-1.36	-3.31	3	Vertical	216	2.08	-	55.95	27.68	3.87	34.86
AV	2.49876G	34.92	54.00	-19.08	-3.27	3	Vertical	130	2.49	-	38.19	27.60	4.05	34.92
AV	4.852G	53.44	54.00	-0.56	1.70	3	Vertical	6	1.00	-	51.74	31.30	5.33	34.93
PK	2.38G	55.41	74.00	-18.59	-3.31	3	Vertical	216	2.08	-	58.72	27.68	3.87	34.86
PK	2.49876G	49.62	74.00	-24.38	-3.27	3	Vertical	130	2.49	-	52.89	27.60	4.05	34.92
PK	4.852G	62.57	74.00	-11.43	1.70	3	Vertical	6	1.00	-	60.87	31.30	5.33	34.93

Mode 1

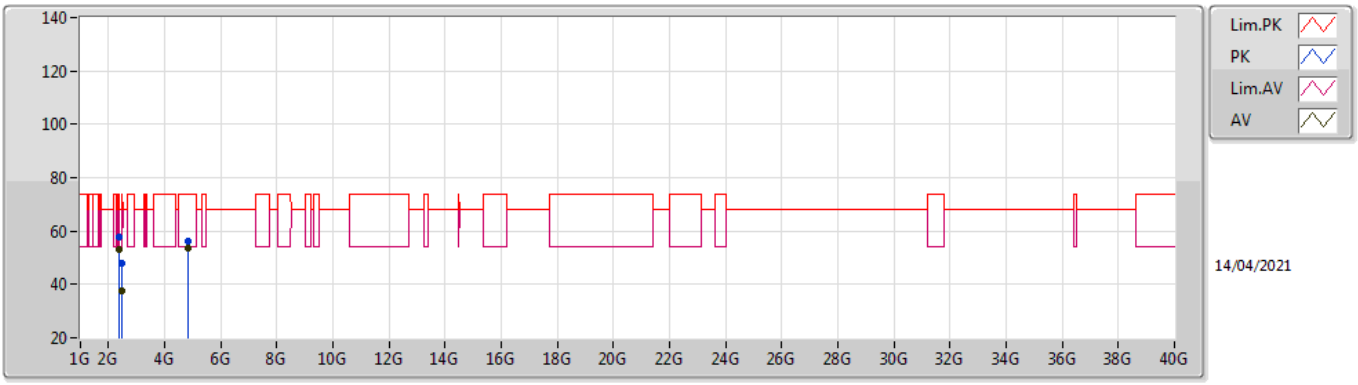

Type	Freq	Level	Limit	Margin	Factor	Dist	Condition	Azimuth	Height	Comment	Raw	AF	CL	PA
	(Hz)	(dBuV/m)	(dBuV/m)	(dB)	(dB)	(m)		(°)	(m)		(dBuV)	(dB)	(dB)	(dB)
AV	2.38G	52.99	54.00	-1.01	-3.31	3	Horizontal	135	2.40	-	56.30	27.68	3.87	34.86
AV	2.49876G	37.64	54.00	-16.36	-3.27	3	Horizontal	57	1.14	-	40.91	27.60	4.05	34.92
AV	4.85396G	53.73	54.00	-0.27	1.69	3	Horizontal	142	2.33	-	52.04	31.29	5.33	34.93
PK	2.38G	57.88	74.00	-16.12	-3.31	3	Horizontal	135	2.40	-	61.19	27.68	3.87	34.86
PK	2.49876G	48.15	74.00	-25.85	-3.27	3	Horizontal	57	1.14	-	51.42	27.60	4.05	34.92
PK	4.85396G	56.31	74.00	-17.69	1.69	3	Horizontal	142	2.33	-	54.62	31.29	5.33	34.93