English

Part No.: AN0031217

USER'S MANUAL

LED LCD SMART TV

MODEL
SLD48G45RQ

SERIES G

Please register your product at **www.rca.com**
Please keep your sales receipt and keep the record of the serial number and the date of purchase in order to receive warranty parts and service.
The serial number is located at the back of the TV.

Serial Number

_____

Date of Purchase

_____

RCA
MADE FOR TODAY

Table of Contents

Preparation for Your New TV
Child Safety Guide
FCC Notice
Safety Precautions

Front Page

Wall Mount Unit Specification
Product Specification
Limited Warranty for USA
Limitation of Warranty
United States Patents
Technical Support

Back Page

Preparation for Your New TV

Before Turning On TV

Check Accessories

Check the accessories that are packed with your TV. (refer to Quick Start Guide)

Select TV Table Stand

Please refer to Quick Start Guide to carry out stand installing.

Select TV Location

Select a flat, stable table to place your TV set. Please follow the safety instructions when placing the TV.

Connection and Using

After placing your TV properly, you can connect the TV with power supply and cable components. For further information, see "E-User's Manual" page 6.

Note: If you need detailed information for your TV, please refer to E-User's Manual and Quick Start Guide.

Child Safety Guide

Congratulations on your purchase! As you enjoy your new product, please keep these safety tips in mind :

The Issue

The home theater entertainment experience is a growing trend and larger flat panel displays are popular purchases.

However, flat panel displays are not always supported on the proper stands of installed according to the manufacturer's recommendations.

Flat panel displays that are inappropriately situated on dressers, bookcases, shelves, desks, speakers, chests or cats may fall over and cause injury.

This Manufacturer Cares!

The consumer electronics industry is committed to making home entertainment enjoyable and safe.

Tune Into Safety

One size does NOT fit all. follow the manufacturer's recommendation for the safe installation and use of your flat panel display.

Carefully read and understand all enclosed instructions for proper use of this product.

Don' t allow children to climb on or play with furniture and television sets.

Don't place flat panel displays on furniture that can easily be used as steps, such as a chest of drawers.

Remember that children can become excited while watching a program, especially on a "larger than life" flat panel display. Care should be taken to place or install the display where it cannot be pushed, pulled over, or knocked down.
Care should be taken to route all cords and cables connected to the panel display so that they cannot be pulled or grabbed by curious children.

Wall Mounting

IF YOU DECIDE TO WALL MOUNT YOUR FLAT PANEL DISPLAY, ALWAYS

Use a mount that has been recommended by the display manufacturer and/or listed by an independent laboratory (such as UL, CSA,ETL).

Follow all instructions supplied by the display and wall mount manufacturers.

If you have any doubts about your ability to safely install your flat panel display, contact your retailer about professional installation.

Make sure that the wall where you are mounting the display is appropriate. Some block construction.

If you are unsure, contact a professional installer.
A minimum of two people are required for installation.
Flat panel displays can be heavy.

Caution and Warning

CAUTION
RISK OF ELECTRIC SHOCK
DO NOT OPEN

Caution: To reduce the risk of electric shock, do not remove cover or back. No user-serviceable parts inside.
Refer servicing to qualifed service personnel.

The lightning flash with arrowhead symbol, within an equilateral triangle is intended to alert the user to the presence of uninsulated dangerous voltage within the product enclosure that may be of sufficient magnitude to consithte a risk of electric shock.

The exclamation point within an equilateral triangle is intended to alert the user to the presence of important operating and maintenance(servicing) instructions in the literature accompanying the TV.

CEA
Consumer Electronics Association
www.CE.org/safety

FCC Notice

FCC Information

This equipment has been tested and found to comply with the limits for a Class B digital device, pursuant to Part 15 of the FCC rules.
These limits are designed to provide reasonable protection against harmful interference in a residential installation.
This equipment generates, uses and can radiate radio frequency energy and, if not installed and used in accordance with the instructions, may cause harmful interference to radio Communications.
However, there is no Guarantee that interference will not occur in a particular installation.

If this equipment does cause harmful interference to radio or television reception, which can be determined by turning theequipment off and on, the user is encouraged to try to correct the interference by one or more of the following measures:
- Reorient or relocate the receiving antenna.
- Increase the separation between the equipment and the receiver.
- Connect the equipment into an outlet on a circuit different from that to which the receiver is connected.
- Consult the dealer or an experienced radio/TV technician for help.

Device complies with FDA radiation performance standards, 21 CFR subchapter.
Caution: (Invisible) Laser Radiation when open.
Do not stare into beam.

Note: If there any changes or modifications not expressly approved by the party responsible for compliance could void the user's authority to operate the equipment.

The minimum separation generally be used is at least 20 cm.

Safety Precautions

1. Read these instructions.

2. Keep these instructions.

3. Heed all warnings.

4. Follow all instructions.

5. Do not use this apparatus near water. For example, do not use near a laundry tub, in a wet basement, or near a swimming pool, and the like.

6. Clean only with dry cloth.

7. Do not block any ventilation openings. Install in accordance with the manufacturer's instructions. Slots and openings in the cabinet back or bottom are provided for ventilation, to ensure reliable operation of the TV and to protect it from overheating. These openings must not be blocked or covered. The openings should never be blocked by placing the TV on a bed, sofa, rug, or other similar surface.

8. Do not install near any heat sources such as radiators, heat registers, stoves, or other apparatus (including amplifiers) that produce heat.

9. Do not defeat the safety purpose of the polarized or grounding-type plug. A polarized plug has two blades with one wider than the other. A grounding-type plug has two blades and a third grounding prong. The wide blade or the third prong is provided for your safety. If the provided plug does not fit into your outlet, consult an electrician for replacement of the obsolete outlet.

10. Protect the power cord from being walked on or pinched particularly at plugs, convenience receptacles, and the point where they exit from the apparatus.

11. Only use attachments/accessories specified by the manufacturer.

12. Use only with cart, stand, tripod, bracket, or table specified by the manufacturer, or sold with the apparatus. When a cart is used, use caution when moving the cart/apparatus combination to avoid injury from tip-over. A TV and cart combination should be moved with care. Quick stops, excessive force, and uneven surfaces may cause the TV and cart combination to overturn.

13. Unplug this apparatus during lightning storms or when unused for long periods of time.
For added protection for this TV receiver during a lightning storm, or when it is left unused for long periods of time, unplug it from the wall outlet and disconnect antenna or cable system.
This will prevent damage to the TV due to lightning and power line surges.

14. Refer all servicing to qualified service personnel. Servicing is required when the apparatus has been damaged in any way, such as power-supply cord or plug is damaged, liquid has been spilled or objects have fallen into the apparatus, the apparatus has been exposed to rain or moisture, does not operate normally, or has been dropped.

15. This TV should be operated only from the type of power supply indicated on the rating label. If customer is not sure the type of power supply in your home, consult your appliance dealer or local power company. For TV remote control battery power, refer to the operating instructions.

16. The TV set shall not be exposed to dripping or splashing. No objects filled with liquids, such as vases, shall be placed on the TV set.

17. Never push objects of any kind into this TV through openings as they may touch dangerous voltage or other electrical parts that could result in fire or electric shock.
Never spill liquid of any kind into the TV.

18. Unplug the TV from the wall outlet before cleaning. Do not use liquid or aero cleaners. Use a damp cloth for cleaning.

19. This TV should never be placed near or over a radiator or heat resource. This TV should not be placed in a built-in installation such as a bookcase or rack unless proper ventilation is provided or the manufacturer's instructions have been adhered to.

20. Do not place this TV on an unstable cart, stand, tripod, bracket, or table. The TV may fall, causing serious injury to someone, and serious damage to the appliance.

21. Do not attempt to service this TV by yourself because opening or removing covers may expose you to dangerous high voltage or other hazards. Refer all servicing to qualified service personnel.

22. This device complies with Part 15 of the FCC Rules. Operation is subject to the following two conditions: (1) this device may not cause harmful interference, and (2) this device must accept any interference received, including interference that may cause undesired operation.

23. WARNING: To prevent injury, this apparatus must be securely attached to the floor/wall in accordance with the installation instructions.

24. To reduce the risk of electric shock, the grounding of center pin of plug must be maintained.

25. If an outside antenna or cable system is connected to the TV, be sure the antenna or cable system is grounded to provide some protection against voltage surges and built-up static charges.
Section 810 of the National Electrical Code, ANSI/NFPA NO.70, provides information with respect to proper grounding of the mast and supporting structure, grounding of the lead-in wire to an antenna discharge unit, size of grounding conductors, location of antenna discharge unit, connection to grounding electrodes, and requirements for the grounding electrodes. (See figure A)

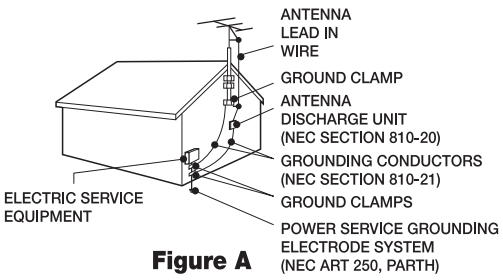

Figure A

Safety Strap

Caution: Pushing, pulling or climbing on the TV may cause the TV falling. Do not let chlidren climb or hang on the TV. Always place the TV on a sturdy, level, stable surface that can hold the weight of TV.
And if possible, secure the TV according to the instruction below.
Note: The fastening components such as screws are not supplied with TV.

Step one: Insert the M6 mounting screws into the upper two wall mounting screw holes and fasten them (Figure B).

Step two: Insert anchors to wall and connect the bolts and anchors with ropes or chains (Figure C).

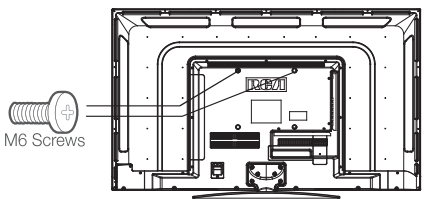

Figure B

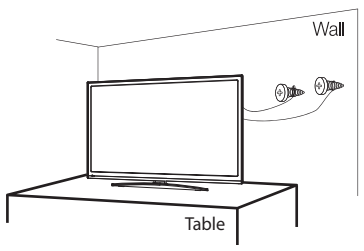

Figure C

Wall Mounting Unit Specification

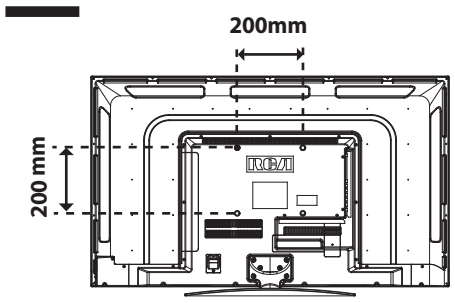

Wall Mount Information	
Model	Unit Dimension (unit:mm) Screw
SLD48G45RQ	VESA 200 x 200 M6 screws, length 14mm

*Note **A.** The wall mount is not contained in the accessories sold with television. We only provide the installing specifications but not the wall mount itself. If you need the mount, please consult with the local dealer for a VESA wall mount. **B.** We strongly suggest to set the wall mount with equipments of specification we ordered. If not, inappropriate installing may cause damage to device or people. **C.** We suggest that you keep your TV at least 2.36 inches(60mm) from the wall to prevent cable interference.*

Warnings

1. Do not set up the wall mount by yourself. Please contact qualified professionals for installation.

2. The TV should not be mounted on walls or surfaces which have an angle more than 10 degrees with vertical direction. Otherwise the TV set may fall.

3. The walls for mounting must have enough strength to hold the whole weight of TV set. For example, concrete wall and brickwork are eligible. Do not place the mount on soft walls such as earth walls and plasterboard.

4. If spare parts of different specifications (such as screws) are used during mounting, consult with qualified professionals to make sure these parts are safe and effective.

5. Before attaching the base to wall, ensure the holes for anchors are in keeping with the installing rules. Otherwise there may exist some potential problems.

6. Do not place any heating source under your television. Or else, it can cause fire.

7. Do not place the TV near anything dripping. Transducers and high voltage wires should be kept far away from the apparatus too. Or else, it may cause creepage, electric shock or bad resonance.
8. Do not place TV in a location where collision or vibration is liable to happen.

9. In order to avoid unexpected falling of the TV set, do not put any strong force on TV or wall mount after installing.

10. Be sure to unplug the TV before installing. Keep anything hard or sharp away from the screen panel to prevent the scuffing.

11. After installing, if there is any need to move the cabinet, please contact the qualified professionals.

Product Specification

Model		SLD48G45RQ
Diagonal Display Size		48 inches
Television System		American TV standard ATSC/NTSC system
Channel Coverage		VHF : 2~13 UHF : 14~69 CATV : 1~135
Temperature		Storage Temperature is -20℃ ~ +60℃, -4℉ ~ +140℉
		Operating Temperature is 0℃ ~ + 50℃, + 32℉ ~ + 122℉
Humidity		Storage Humidity : Less than 85%RH (No condensation)
		Operation Humidity : Less than 80%RH (No condensation)
Power Supply		AC 100-120V, 60Hz
Connection Interface	RF input	Cable/Antenna × 1
	Video input	AV x 1 (with component)
		Component x 1
		HDMI × 3
	Audio input	L-AUDIO IN-R x1
	Audio output	Digital Audio Out × 1
		L-AUDIO OUT-R x1
Resolution		1920 × 1080
Component/HDMI mode		480i, 480p, 720p, 1080i, 1080p
Dimensions	With stand	43"W x 26.4"H x 9.8"D
	Without stand	43"W x 25.3"H x 3.6"D
Weight	With stand	25.8 LBS(11.7Kg)
	Without stand	23.6 LBS(10.7Kg)
Power Consumption		< 77W
Wi-Fi Module	Standard	IEEE 802.11 b/g/n
	Frequency Band	2.412 ~ 2.4835 GHz ISM band
	Sequrity	WEP, TKIP, AES, WPA, WPA2
	FCC ID	XOMIPD48B240

HDMI, the HDMI logo, and High-Definition Multimedia Interface are trademarks or registered trademarks of HDMI Licensing LLC

Limited Warranty for USA

Coverage - Labor

For a period of 12 months from date of purchase of your RCA product, we will pay an authorized RCA service center the labor charge to repair any defects in materials or workmanship in your television. If your television is unrepairable we will provide you with a refurbished unit of the same or better model.

Coverage - Parts

For a period of 12 months from date of purchase of your RCA product, we will pay an authorized RCA service center for the new, or at our option, refurbished replacement parts needed to repair any defects in material or workmanship in your television. If your television is unrepairable we will provide you with a refurbished unit of the same or better model.

Coverage - LED LCD Panel

For a period of 12 months from date of purchase of your RCA product, we will pay an authorized RCA service center for the new, or at our option, refurbished LED LCD panel needed to repair any defects in material or workmanship in your television. If your television is unrepairable we will provide you with a refurbished unit of the same or better model.

How to Obtain Service

For assistance (U.S.A) - if you purchased RCA product in U.S.A, please call 1-888-977-6722.
Or visit www.rca.com
The service representative will review your options for service.
As a convenience we offer three ways to obtain warranty service. You may mail your product to the address provided by the service representative, you may take your product to an authorized service center, or you may request in home service (servicer will determine if product is serviceable in home or must be taken back to local service center for repair). Service representative will supply instructions for preferred service.
At the time of service proof of purchase such as original receipt, will be required. Only 37" LCD size and above are applicable for in-home-service.

Items Not Covered By Limited Warranty

Your limited warranty does not cover the following items:
-Un-installation, installation and adjustment of customer controls and operating instruction.
-Batteries and customer replacement fuses -Damage due to misuse, abuse, negligence or neglect including but, not limited to, damage resulting from exposure to moisture, humidity or salt.
-Inability to receive a signal due to problems not caused by the product.
-Damage to the product due to images burnt into the screen.
-Product purchased or serviced outside of Country of Original Purchase.
-i.e. Purchased USA can not be serviced in Mexico/Purchased in Mexico can not be serviced in USA.
-Product modified or incorporated into other products.
-Damage due to acts of nature, including but not limited to,lightning damage or flooding.
-Service calls which do not involve any defect in materials or workmanship.

Commercial Use Excluded

This limited warranty only applies to products used for personal use and does not cover any product used for institutional, commercial or rental purposes.

Limitation of Warranty

THIS LIMITED WARRANTY IS THE SOLE AND EXCLUSIVE WARRANTY APPLICABLE TO THIS PRODUCT. ON CORP US, INC., THE MANUFACTURER OF THIS PRODUCT, DISCLAIMS ALL OTHER WARRANTIES, EXPRESSED OR IMPLIED (INCLUDING ALL IMPLIED WARRANTIES OF MERCHANTABILITY OR FITNESS FOR A PARTICULAR PURPOSE). NO VERBAL OR WRITTEN INFORMATION GIVEN BY ON CORP US, INC., ITS AGENTS, INDEPENDENT CONTRACTORS, SALES REPRESENTATIVES, EMPLOYEES, RETAIL DEALERS, WHOLE SALE DISTRIBUTORS OR ANY OTHER THIRD PARTY SHALL CREATE A GUARANTY OR INCREASE. EXPAND OR MODIFY THE SCOPE OF THIS LIMITED WARRANTY.

THIS LIMITED WARRANTY PROVIDES THE SOLE AND EXCLUSIVE REMEDY FOR THE CONSUMER OF REPAIR OR REPLACEMENTOF THE PRODUCT. ON CORP US, INC. SHALL NOT BE LIABLE FOR SPECIAL, INCIDENTAL OR CONSEQUENTIAL DAMAGES ARISING OUT OF THE USE OF THEP RODUCT OR ARISING OUT OF A BREACH EXPRESSED OR IMPLIED WARRANTY ON THIS PRODUCT.
THIS LIMITED WARRANTY AND THE DISCLAIMERS CONTAINED HEREIN ARE GOVERNED BY THE LAWS OF THE STATE OF INDIANA. EXCEPT TO THE EXTENT PROHIBITED BY APPLICABLE LAW, ANY
IMPLIED WARRANTY OF MERCHANTABILITY OR FITNESS FOR A PARTICULAR PURPOSE IS LIMITED TO APPLICABLE LIMITED WARRANTY PERIOD(S) SET FORTH ABOVE.

THIS WARRANTY GIVES YOU SPECIFIC LEGAL RIGHTS AND YOU ALSO MAY HAVE OTHER RIGHTS THAT VARY FROM STATE TO STATE.

Note: Manufactured under license from Dolby Laboratories.
Dolby and the double-D symbol are trademarks of Dolby Laboratories.

United States Patents

U.S Patent No. 5,511,096	U.S Patent No. 5,311,546
U.S Patent No. 5,621,761	U.S Patent No. 5,696,518
U.S Patent No. 5,703,887	U.S Patent No. 5,475,716
U.S Patent No. 5,745,522	U.S Patent No. 5,537,420
U.S Patent No. 5,511,082	U.S Patent No. 5,519,733
U.S Patent No. 5,371,902	U.S Patent No. 5,579,348
U.S Patent No. 5,233,629	U.S Patent No. 5,363,408
U.S Patent No. 5,408,502	U.S Patent No. 5,321,725

Technical Support

Your Product Includes Free Lifetime Tech Support

We can help with

- New product setup
- Connecting your devices
- Technical problems

We welcome any questions or suggestions from you.
Feel free call us at one of the numbers provided below.
Our customer service representatives will be more than happy to assist you over the phone.

Hours of operation

6 AM - 10 PM Monday - Sunday CST

Contact us

Phone 1-888-977-6722
Homepage www.rca.com

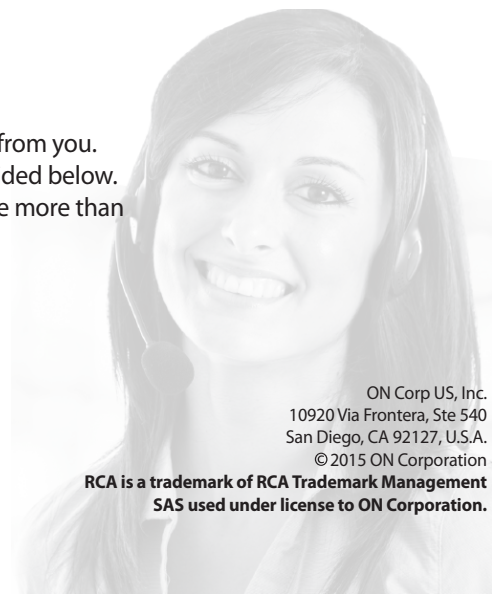

ON Corp US, Inc.
10920 Via Frontera, Ste 540
San Diego, CA 92127, U.S.A.
© 2015 ON Corporation
RCA is a trademark of RCA Trademark Management SAS used under license to ON Corporation.