Radiated emissions test set up photos

Device in the X plane



This report may not be reproduced except in full.

Device in the Y plane



This report may not be reproduced except in full.

Device in the Z plane

This report may not be reproduced except in full.

Conducted emissions test set up

This report may not be reproduced except in full.





This report may not be reproduced except in full.

Test site overview

Test site antenna photos

EMCO Loop antenna (9 kHz - 30 MHz)

Overview of antennas used above 30 MHz

Schwarzbeck Biconnical Antenna (30 - 300 MHz)
Schwarzbeck Log Periodic Antenna (300 - 2800 MHz)
EMCO 3115 Horn antenna (1 - 18 GHz)
EMCO 3116 Horn antenna (18 - 40 GHz)
EMCO Standard Gain Horn antennas are not shown in this photo

Schwarzbeck Biconnical Antenna (30 - 300 MHz)

Schwarzbeck Log Periodic Antenna (300 - 2800 MHz)

EMCO Horn Antenna (1 - 18 GHz)

1