1. Photographs of Conducted Emissions Test Configuration

MAYA-W473-10B_ Dipole Antenna

Front view

Side view



Under table view



MAYA-W473-10B_
PCB Antenna

Front view

Side view



Under table view

MAYA-W476-10B

Front view

Side view



Under table view



2. Photographs of Radiated Emissions Test Configuration

For radiated emissions 30MHz~1GHz

MAYA-W473-10B_
Dipole Antenna

Front view



Rear view



MAYA-W473-10B_
PCB Antenna

Front view



Rear view



MAYA-W476-10B

Front view



Rear view



For radiated emissions above 1GHz
MAYA-W473-10B_
Dipole Antenna

Front view



Rear view

MAYA-W473-10B_ PCB Antenna

Front view



Rear view



MAYA-W476-10B

Front view

Rear view

———THE END———