Attachment 1

➢ Test Setup Photograph

<Conducted Emission>

Test Mode ： Mode 1: Tx

Description： Front View of Conducted Emission Test Setup

Test Mode ： Mode 1: Tx

Description： Back View of Conducted Emission Test Setup



<Radiated Emission>

Test Mode ： Mode 1: Tx

Description： Front View of Radiated Emission Test Setup (Bi-Log)



Test Mode ： Mode 1: Tx

Description： Back View of Radiated Emission Test Setup (Bi-Log)



Test Mode ： Mode 1: Tx
Description： Front View of Radiated Emission Test Setup (Horn)



Test Mode ： Mode 1: Tx
Description： Back View of Radiated Emission Test Setup (Horn)



Attachment 2

➢ EUT External Photograph

(1) EUT Photo

(2) EUT Photo

(3) EUT Photo

(4) EUT Photo

(5) EUT Photo

(6) EUT Photo



(7) EUT Photo

Attachment 3

- **EUT Internal Photograph**

(1) EUT Photo



(2) EUT Photo (WiFi)

(3) EUT Photo



(4) EUT Photo

(5) EUT Photo (BT)



(6) EUT Photo



(7) EUT Photo

(8) EUT Photo (WLAN)(Antenna Location)



(9) EUT Photo (BT)(Antenna Location)