Attachment 1

➢ Test Setup Photograph

<Conducted Emission>

Test Mode ： Mode 1: Tx

Description： Front View of Conducted Emission Test Setup



Test Mode ： Mode 1: Tx

Description： Back View of Conducted Emission Test Setup

<Radiated Emission>

Test Mode ： Mode 1: Tx

Description： Front View of Radiated Emission Test Setup (Bi-Log)



Test Mode ： Mode 1: Tx

Description： Back View of Radiated Emission Test Setup (Bi-Log)



Test Mode ： Mode 1: Tx
Description： Front View of Radiated Emission Test Setup (Horn)



Test Mode ： Mode 1: Tx
Description： Back View of Radiated Emission Test Setup (Horn)

Attachment 2

➢ EUT External Photograph

(1) EUT Photo

(2) EUT Photo



(3) EUT Photo

(4) EUT Photo

(5) EUT Photo

SPDIF
Coax.OUT
Pr
R
Pb
AUDIO OUT
AUDIO IN
R
L
L
Y / Video
LAN
SERVICE
USE ONLY
354419

Attachment 3

- **EUT Internal Photograph**

(1) EUT Photo



(2) EUT Photo



(3) EUT Photo

(4) EUT Photo



(5) EUT Photo

(6) EUT Photo (Antenna Location)(WLAN)



(7) EUT Photo (Antenna Location)(BT)