802.11ax HE20_OFDMA

CH 157 (Horizontal) Peak

TÜV Rheinland Taiwan Ltd.
No. 458-18, Sec 2, Fenliao., Linkou Dist., New Taipei City 244, Taiwan(R.O.C.)
Tel:+886-2172-1000 Fax:+886-2172-1322

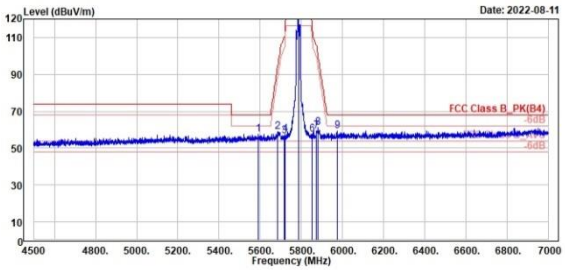

	Freq	Level	Read Level	Factor	Limit Line	Over Limit	APos	TPos	Remark	Pol/Phase	Note
	MHz	dBuV/m	dBuV	dB/m	dBuV/m	dB	cm	deg			
1	5592.00	57.58	14.19	43.39	68.20	-10.62	188	62	Peak	Horizontal	
2	5686.50	58.96	15.36	43.60	95.24	-36.28	188	62	Peak	Horizontal	
3	5716.50	56.78	13.10	43.68	109.82	-53.04	188	62	Peak	Horizontal	
4	5723.00	57.29	13.61	43.68	117.64	-60.35	188	62	Peak	Horizontal	
5 !	5785.00	121.09	77.28	43.81	122.20	-1.11	188	62	Peak	Horizontal	
6	5851.50	57.51	13.52	43.99	118.78	-61.27	188	62	Peak	Horizontal	
7	5872.50	59.43	15.37	44.06	105.90	-46.47	188	62	Peak	Horizontal	
8	5880.50	61.19	17.11	44.08	101.11	-39.92	188	62	Peak	Horizontal	
9	5975.00	59.32	14.87	44.45	68.20	-8.88	188	62	Peak	Horizontal	

CH 157 (Vertical) Peak

TÜV Rheinland Taiwan Ltd.
No. 458-18, Sec 2, Fenliao., Linkou Dist., New Taipei City 244, Taiwan(R.O.C.)
Tel:+886-2172-1000 Fax:+886-2172-1322

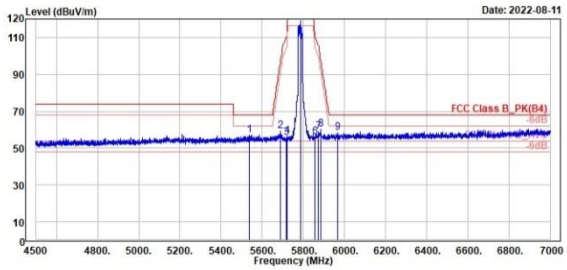

	Freq	Level	Read Level	Factor	Limit Line	Over Limit	APos	TPos	Remark	Pol/Phase	Note
	MHz	dBuV/m	dBuV	dB/m	dBuV/m	dB	cm	deg			
1	5536.00	56.93	13.53	43.40	68.20	-11.27	342	12	Peak	Vertical	
2	5687.50	59.28	15.68	43.60	95.98	-36.70	342	12	Peak	Vertical	
3	5718.00	55.88	12.20	43.68	110.24	-54.36	342	12	Peak	Vertical	
4	5721.00	56.51	12.83	43.68	113.08	-56.57	342	12	Peak	Vertical	
5 !	5785.00	118.97	75.16	43.81	122.20	-3.23	342	12	Peak	Vertical	
6	5854.50	56.05	12.04	44.01	111.94	-55.89	342	12	Peak	Vertical	
7	5872.50	58.74	14.68	44.06	105.90	-47.16	342	12	Peak	Vertical	
8	5884.50	60.28	16.19	44.09	98.15	-37.87	342	12	Peak	Vertical	
9	5967.00	58.18	13.79	44.39	68.20	-10.02	342	12	Peak	Vertical	

802.11ax HE20_OFDMA

CH 165 (Horizontal) Peak

TÜV Rheinland Taiwan Ltd.
No. 458-18, Sec 2, Fenliao., Linkou Dist., New Taipei City 244, Taiwan(R.O.C.)
Tel:+886-2172-1000 Fax:+886-2172-1322

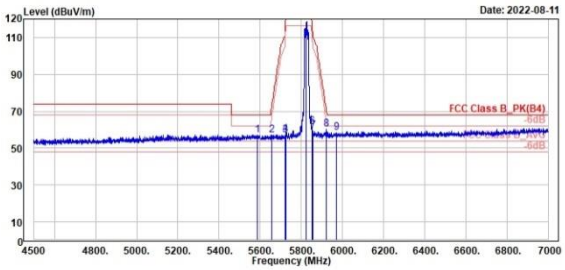

	Freq	Level	Read Level	Factor	Limit Line	Over Limit	APos	TPos	Remark	Pol/Phase	Note
	MHz	dBuV/m	dBuV	dB/m	dBuV/m	dB	cm	deg			
1	5588.00	57.15	13.76	43.39	68.20	-11.05	182	300	Peak	Horizontal	
2	5656.00	57.25	13.80	43.45	72.66	-15.41	182	300	Peak	Horizontal	
3	5720.00	56.92	13.24	43.68	110.80	-53.88	182	300	Peak	Horizontal	
4	5723.50	57.60	13.92	43.68	118.78	-61.18	182	300	Peak	Horizontal	
5 !	5825.00	118.78	74.86	43.92	122.20	-3.42	182	300	Peak	Horizontal	
6	5851.00	61.39	17.40	43.99	119.92	-58.53	182	300	Peak	Horizontal	
7	5855.00	59.51	15.50	44.01	110.80	-51.29	182	300	Peak	Horizontal	
8	5923.00	60.36	16.16	44.20	69.67	-9.31	182	300	Peak	Horizontal	
9	5970.00	58.52	14.11	44.41	68.20	-9.68	182	300	Peak	Horizontal	

CH 165 (Vertical) Peak

TÜV Rheinland Taiwan Ltd.
No. 458-18, Sec 2, Fenliao., Linkou Dist., New Taipei City 244, Taiwan(R.O.C.)
Tel:+886-2172-1000 Fax:+886-2172-1322

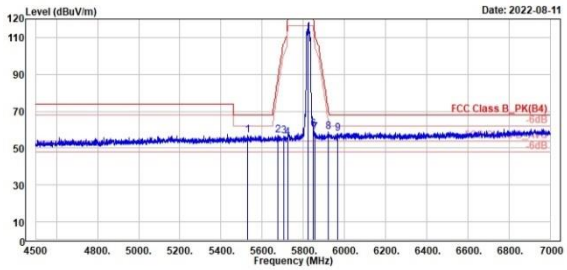

	Freq	Level	Read Level	Factor	Limit Line	Over Limit	APos	TPos	Remark	Pol/Phase	Note
	MHz	dBuV/m	dBuV	dB/m	dBuV/m	dB	cm	deg			
1	5528.00	56.86	13.48	43.38	68.20	-11.34	369	14	Peak	Vertical	
2	5675.50	57.13	13.59	43.54	87.11	-29.98	369	14	Peak	Vertical	
3	5705.50	56.73	13.06	43.67	106.74	-50.01	369	14	Peak	Vertical	
4	5723.50	55.77	12.09	43.68	118.78	-63.01	369	14	Peak	Vertical	
5 !	5825.00	117.97	74.05	43.92	122.20	-4.23	369	14	Peak	Vertical	
6	5850.00	60.03	16.04	43.99	122.20	-62.17	369	14	Peak	Vertical	
7	5856.00	58.50	14.49	44.01	110.52	-52.02	369	14	Peak	Vertical	
8	5923.50	58.88	14.68	44.20	69.31	-10.43	369	14	Peak	Vertical	
9	5968.50	58.16	13.76	44.40	68.20	-10.04	369	14	Peak	Vertical	

802.11ax HE40_OFDMA

CH 151 (Horizontal) Peak

TÜV Rheinland Taiwan Ltd.
No. 458-18, Sec 2, Fenliao., Linkou Dist., New Taipei City 244, Taiwan(R.O.C.)
Tel:+886-2172-1000 Fax:+886-2172-1322

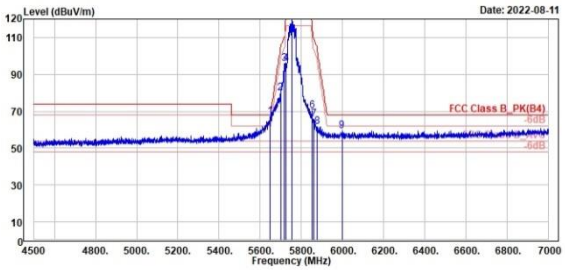

		Freq	Level	Read Level	Factor	Limit Line	Over Limit	APos	TPos	Remark	Pol/Phase	Note
		MHz	dBuV/m	dBuV	dB/m	dBuV/m	dB	cm	deg			
1	!	5646.50	67.17	23.75	43.42	68.20	-1.03	192	64	Peak	Horizontal	
2		5699.00	79.92	36.26	43.66	104.46	-24.54	192	64	Peak	Horizontal	
3		5719.00	95.67	51.99	43.68	110.52	-14.85	192	64	Peak	Horizontal	
4		5725.00	95.68	51.99	43.69	122.20	-26.52	192	64	Peak	Horizontal	
5	!	5755.00	120.74	77.02	43.72	122.20	-1.46	192	64	Peak	Horizontal	
6		5851.00	70.29	26.30	43.99	119.92	-49.63	192	64	Peak	Horizontal	
7		5859.50	65.71	21.69	44.02	109.54	-43.83	192	64	Peak	Horizontal	
8		5878.50	61.66	17.58	44.08	102.60	-40.94	192	64	Peak	Horizontal	
9		5997.50	59.35	14.75	44.60	68.20	-8.85	192	64	Peak	Horizontal	

CH 151 (Vertical) Peak

TÜV Rheinland Taiwan Ltd.
No. 458-18, Sec 2, Fenliao., Linkou Dist., New Taipei City 244, Taiwan(R.O.C.)
Tel:+886-2172-1000 Fax:+886-2172-1322

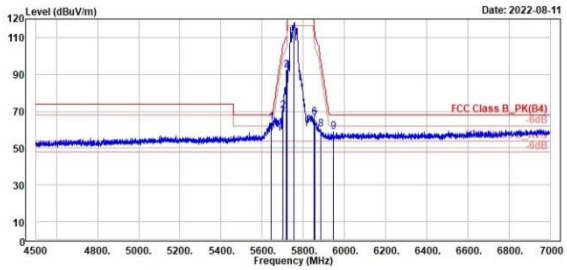

		Freq	Level	Read Level	Factor	Limit Line	Over Limit	APos	TPos	Remark	Pol/Phase	Note
		MHz	dBuV/m	dBuV	dB/m	dBuV/m	dB	cm	deg			
1	!	5643.00	63.66	20.24	43.42	68.20	-4.54	381	13	Peak	Vertical	
2		5700.00	70.44	26.78	43.66	105.20	-34.76	381	13	Peak	Vertical	
3		5719.00	92.11	48.43	43.68	110.52	-18.41	381	13	Peak	Vertical	
4		5721.00	92.38	48.70	43.68	113.08	-20.70	381	13	Peak	Vertical	
5	!	5755.00	118.10	74.38	43.72	122.20	-4.10	381	13	Peak	Vertical	
6		5851.50	66.77	22.78	43.99	118.78	-52.01	381	13	Peak	Vertical	
7		5857.00	64.58	20.57	44.01	110.24	-45.66	381	13	Peak	Vertical	
8		5883.50	60.39	16.30	44.09	98.89	-38.50	381	13	Peak	Vertical	
9		5945.00	59.05	14.79	44.26	68.20	-9.15	381	13	Peak	Vertical	

802.11ax HE40_OFDMA

CH 159 (Horizontal) Peak

TÜV Rheinland Taiwan Ltd.
No. 458-18, Sec 2, Fenliao., Linkou Dist., New Taipei City 244, Taiwan(R.O.C.)
Tel:+886-2172-1000 Fax:+886-2172-1322

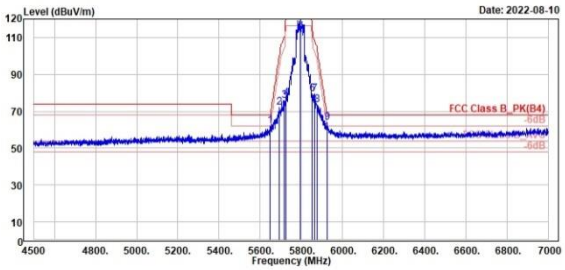

	Freq	Level	Read Level	Factor	Limit Line	Over Limit	APos	TPos	Remark	Pol/Phase	Note
	MHz	dBuV/m	dBuV	dB/m	dBuV/m	dB	cm	deg			
1	5646.50	62.04	18.62	43.42	68.20	-6.16	189	61	Peak	Horizontal	
2	5691.00	72.22	28.60	43.62	98.56	-26.34	189	61	Peak	Horizontal	
3	5717.50	75.84	32.16	43.68	110.10	-34.26	189	61	Peak	Horizontal	
4	5724.50	76.90	33.21	43.69	121.06	-44.16	189	61	Peak	Horizontal	
5 !	5795.00	120.92	77.08	43.84	122.20	-1.28	189	61	Peak	Horizontal	
6	5851.50	79.20	35.21	43.99	118.78	-39.58	189	61	Peak	Horizontal	
7	5863.50	79.19	35.16	44.03	108.42	-29.23	189	61	Peak	Horizontal	
8	5875.00	73.38	29.32	44.06	105.20	-31.82	189	61	Peak	Horizontal	
9 !	5927.00	63.78	19.57	44.21	68.20	-4.42	189	61	Peak	Horizontal	

CH 159 (Vertical) Peak

TÜV Rheinland Taiwan Ltd.
No. 458-18, Sec 2, Fenliao., Linkou Dist., New Taipei City 244, Taiwan(R.O.C.)
Tel:+886-2172-1000 Fax:+886-2172-1322

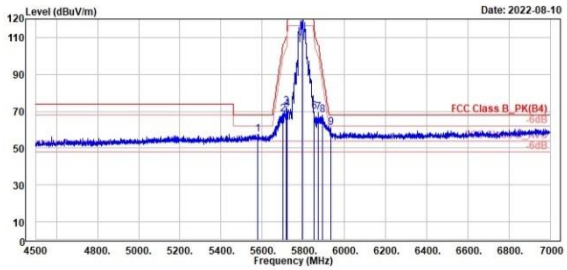

	Freq	Level	Read Level	Factor	Limit Line	Over Limit	APos	TPos	Remark	Pol/Phase	Note
	MHz	dBuV/m	dBuV	dB/m	dBuV/m	dB	cm	deg			
1	5580.00	57.62	14.22	43.40	68.20	-10.58	392	12	Peak	Vertical	
2	5699.50	68.31	24.65	43.66	104.83	-36.52	392	12	Peak	Vertical	
3	5717.50	72.60	28.92	43.68	110.10	-37.50	392	12	Peak	Vertical	
4	5721.50	70.95	27.27	43.68	114.22	-43.27	392	12	Peak	Vertical	
5 !	5795.00	119.64	75.80	43.84	122.20	-2.56	392	12	Peak	Vertical	
6	5850.50	69.88	25.89	43.99	121.06	-51.18	392	12	Peak	Vertical	
7	5871.50	69.26	25.21	44.05	106.18	-36.92	392	12	Peak	Vertical	
8	5891.50	68.13	24.02	44.11	92.96	-24.83	392	12	Peak	Vertical	
9	5933.00	61.16	16.93	44.23	68.20	-7.04	392	12	Peak	Vertical	

802.11ax HE80_OFDMA

CH 155 (Horizontal) Peak

TÜV Rheinland Taiwan Ltd.
No. 458-18, Sec 2, Fenliao., Linkou Dist., New Taipei City 244, Taiwan(R.O.C.)
Tel:+886-2172-1000 Fax:+886-2172-1322

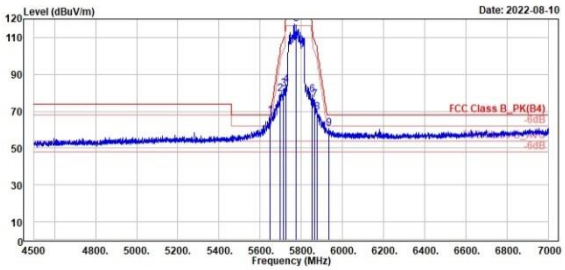

		Freq	Level	Read Level	Factor	Limit Line	Over Limit	APos	TPos	Remark	Pol/Phase	Note
		MHz	dBuV/m	dBuV	dB/m	dBuV/m	dB	cm	deg			
1	!	5646.50	67.47	24.05	43.42	68.20	-0.73	190	62	Peak	Horizontal	
2		5697.00	79.46	35.81	43.65	102.99	-23.53	190	62	Peak	Horizontal	
3		5714.50	82.28	38.60	43.68	109.26	-26.98	190	62	Peak	Horizontal	
4		5724.50	84.31	40.62	43.69	121.06	-36.75	190	62	Peak	Horizontal	
5	!	5775.00	117.09	73.31	43.78	122.20	-5.11	190	62	Peak	Horizontal	
6		5854.00	78.98	34.97	44.01	113.08	-34.10	190	62	Peak	Horizontal	
7		5863.00	76.15	32.12	44.03	108.56	-32.41	190	62	Peak	Horizontal	
8		5875.00	69.53	25.47	44.06	105.20	-35.67	190	62	Peak	Horizontal	
9		5934.00	60.71	16.48	44.23	68.20	-7.49	190	62	Peak	Horizontal	

CH 155 (Vertical) Peak

TÜV Rheinland Taiwan Ltd.
No. 458-18, Sec 2, Fenliao., Linkou Dist., New Taipei City 244, Taiwan(R.O.C.)
Tel:+886-2172-1000 Fax:+886-2172-1322

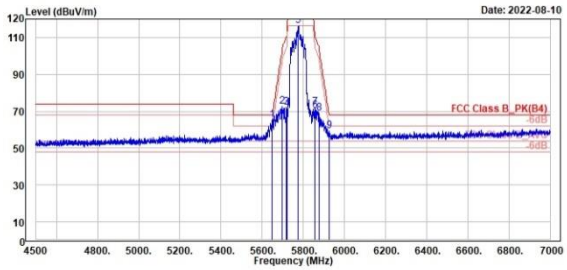

		Freq	Level	Read Level	Factor	Limit Line	Over Limit	APos	TPos	Remark	Pol/Phase	Note
		MHz	dBuV/m	dBuV	dB/m	dBuV/m	dB	cm	deg			
1	!	5649.00	65.03	21.61	43.42	68.20	-3.17	396	11	Peak	Vertical	
2		5697.00	72.48	28.83	43.65	102.99	-30.51	396	11	Peak	Vertical	
3		5717.50	71.99	28.31	43.68	110.10	-38.11	396	11	Peak	Vertical	
4		5720.00	71.11	27.43	43.68	110.80	-39.69	396	11	Peak	Vertical	
5		5775.00	116.12	72.34	43.78	122.20	-6.08	396	11	Peak	Vertical	
6		5854.50	70.15	26.14	44.01	111.94	-41.79	396	11	Peak	Vertical	
7		5857.00	71.93	27.92	44.01	110.24	-38.31	396	11	Peak	Vertical	
8		5877.50	68.88	24.81	44.07	103.34	-34.46	396	11	Peak	Vertical	
9		5925.00	59.36	15.15	44.21	68.20	-8.84	396	11	Peak	Vertical	

Spurious Emissions, Tx Mode, 1GHz ~ 40GHz

U-NII-1

802.11a

CH 36 (Horizontal)

TÜV Rheinland Taiwan Ltd.
No. 458-18, Sec 2, Fenliao., Linkou Dist., New Taipei City 244, Taiwan(R.O.C.)
Tel:+886-2172-1000 Fax:+886-2172-1322

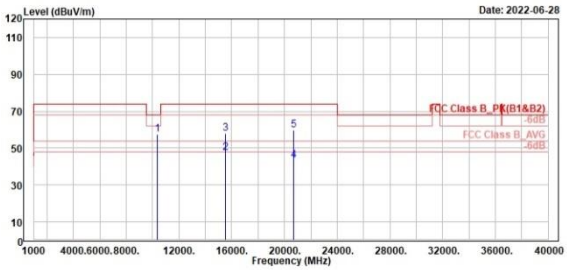

	Freq	Level	Read Level	Factor	Limit Line	Over Limit	APos	TPos	Remark	Pol/Phase	Note
	MHz	dBuV/m	dBuV	dB/m	dBuV/m	dB	cm	deg			
1	10360.00	57.40	60.91	-3.51	68.20	-10.80	300	75	Peak	Horizontal	
2	15540.00	47.60	43.89	3.71	54.00	-6.40	113	25	Average	Horizontal	
3	15540.00	57.74	54.03	3.71	74.00	-16.26	113	25	Peak	Horizontal	
4	20720.00	43.50	43.68	-0.18	54.00	-10.50	197	354	Average	Horizontal	
5	20720.00	59.83	60.01	-0.18	74.00	-14.17	197	354	Peak	Horizontal	

CH 36 (Vertical)

TÜV Rheinland Taiwan Ltd.
No. 458-18, Sec 2, Fenliao., Linkou Dist., New Taipei City 244, Taiwan(R.O.C.)
Tel:+886-2172-1000 Fax:+886-2172-1322

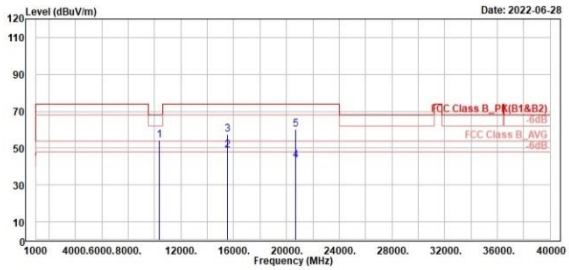

	Freq	Level	Read Level	Factor	Limit Line	Over Limit	APos	TPos	Remark	Pol/Phase	Note
	MHz	dBuV/m	dBuV	dB/m	dBuV/m	dB	cm	deg			
1	10360.00	54.08	57.59	-3.51	68.20	-14.12	150	360	Peak	Vertical	
2 !	15540.00	48.95	45.24	3.71	54.00	-5.05	147	339	Average	Vertical	
3	15540.00	57.68	53.97	3.71	74.00	-16.32	147	339	Peak	Vertical	
4	20720.00	43.23	43.41	-0.18	54.00	-10.77	291	2	Average	Vertical	
5	20720.00	60.20	60.38	-0.18	74.00	-13.80	291	2	Peak	Vertical	

802.11a

CH 40 (Horizontal)

TÜV Rheinland Taiwan Ltd.
No. 458-18, Sec 2, Fenliao., Linkou Dist., New Taipei City 244, Taiwan(R.O.C.)
Tel:+886-2172-1000 Fax:+886-2172-1322

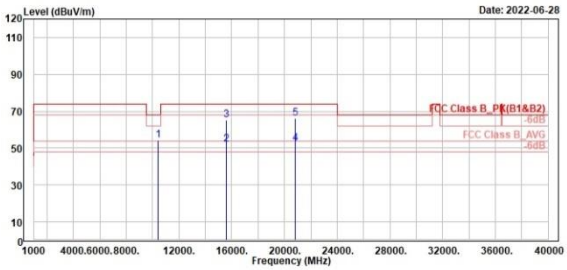

		Freq	Level	Read Level	Factor	Limit Line	Over Limit	APos	TPos	Remark	Pol/Phase	Note
		MHz	dBuV/m	dBuV	dB/m	dBuV/m	dB	cm	deg			
1		10400.00	54.48	57.90	-3.42	68.20	-13.72	150	294	Peak	Horizontal	
2	!	15600.00	51.99	48.37	3.62	54.00	-2.01	106	35	Average	Horizontal	
3		15600.00	65.26	61.64	3.62	74.00	-8.74	106	35	Peak	Horizontal	
4	!	20800.00	52.33	52.33	0.00	54.00	-1.67	194	356	Average	Horizontal	
5		20800.00	66.12	66.12	0.00	74.00	-7.88	194	356	Peak	Horizontal	

CH 40 (Vertical)

TÜV Rheinland Taiwan Ltd.
No. 458-18, Sec 2, Fenliao., Linkou Dist., New Taipei City 244, Taiwan(R.O.C.)
Tel:+886-2172-1000 Fax:+886-2172-1322

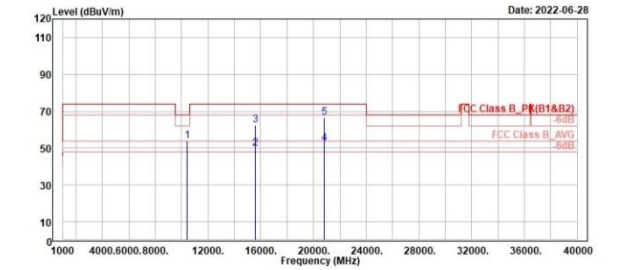

		Freq	Level	Read Level	Factor	Limit Line	Over Limit	APos	TPos	Remark	Pol/Phase	Note
		MHz	dBuV/m	dBuV	dB/m	dBuV/m	dB	cm	deg			
1		10400.00	53.73	57.15	-3.42	68.20	-14.47	377	6	Peak	Vertical	
2	!	15600.00	49.65	46.03	3.62	54.00	-4.35	102	13	Average	Vertical	
3		15600.00	62.42	58.80	3.62	74.00	-11.58	400	360	Peak	Vertical	
4	!	20800.00	52.66	52.66	0.00	54.00	-1.34	294	331	Average	Vertical	
5		20800.00	66.60	66.60	0.00	74.00	-7.40	294	331	Peak	Vertical	

802.11a

CH 48 (Horizontal)

TÜV Rheinland Taiwan Ltd.
No. 458-18, Sec 2, Fenliao., Linkou Dist., New Taipei City 244, Taiwan(R.O.C.)
Tel:+886-2172-1000 Fax:+886-2172-1322

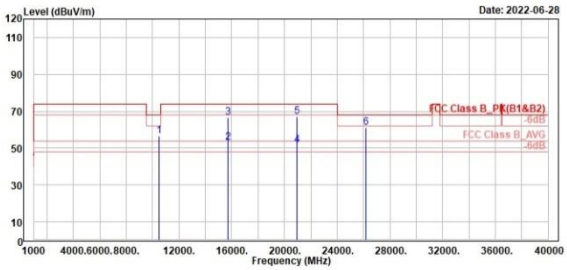

	Freq	Level	Read Level	Factor	Limit Line	Over Limit	APos	TPos	Remark	Pol/Phase	Note
	MHz	dBuV/m	dBuV	dB/m	dBuV/m	dB	cm	deg			
1	10480.00	56.80	60.04	-3.24	68.20	-11.40	100	292	Peak	Horizontal	
2 !	15720.00	52.92	48.90	4.02	54.00	-1.08	150	55	Average	Horizontal	
3	15720.00	66.75	62.73	4.02	74.00	-7.25	150	55	Peak	Horizontal	
4 !	20962.23	51.66	51.34	0.32	54.00	-2.34	186	13	Average	Horizontal	
5	20962.23	66.86	66.54	0.32	74.00	-7.14	186	13	Peak	Horizontal	
6	26200.88	61.02	55.86	5.16	68.20	-7.18	120	360	Peak	Horizontal	

CH 48 (Vertical)

TÜV Rheinland Taiwan Ltd.
No. 458-18, Sec 2, Fenliao., Linkou Dist., New Taipei City 244, Taiwan(R.O.C.)
Tel:+886-2172-1000 Fax:+886-2172-1322

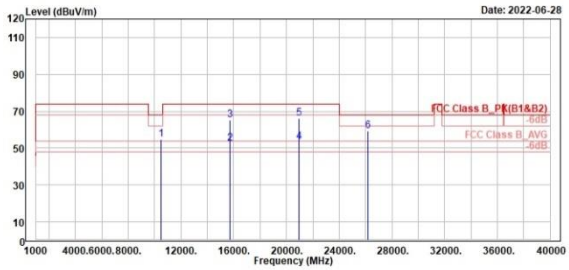

	Freq	Level	Read Level	Factor	Limit Line	Over Limit	APos	TPos	Remark	Pol/Phase	Note
	MHz	dBuV/m	dBuV	dB/m	dBuV/m	dB	cm	deg			
1	10480.00	54.83	58.07	-3.24	68.20	-13.37	138	360	Peak	Vertical	
2 !	15720.00	52.69	48.67	4.02	54.00	-1.31	333	337	Average	Vertical	
3	15720.00	65.44	61.42	4.02	74.00	-8.56	333	337	Peak	Vertical	
4 !	20960.00	53.46	53.14	0.32	54.00	-0.54	269	359	Average	Vertical	
5	20960.00	66.35	66.03	0.32	74.00	-7.65	269	359	Peak	Vertical	
6	26200.00	59.48	54.32	5.16	68.20	-8.72	247	43	Peak	Vertical	

802.11ax HE20_OFDM

CH 36 (Horizontal)

TÜV Rheinland Taiwan Ltd.
No. 458-18, Sec 2, Fenliao., Linkou Dist., New Taipei City 244, Taiwan(R.O.C.)
Tel:+886-2172-1000 Fax:+886-2172-1322

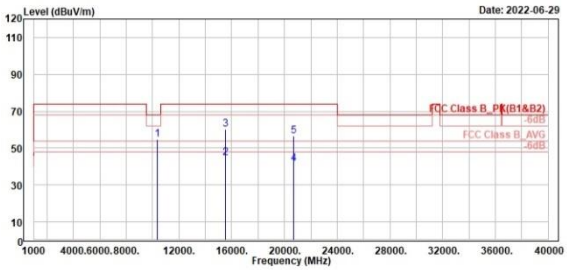

	Freq	Level	Read Level	Factor	Limit Line	Over Limit	APos	TPos	Remark	Pol/Phase	Note
	MHz	dBuV/m	dBuV	dB/m	dBuV/m	dB	cm	deg			
1	10360.00	54.72	58.23	-3.51	68.20	-13.48	300	73	Peak	Horizontal	
2	15540.00	44.51	40.80	3.71	54.00	-9.49	142	308	Average	Horizontal	
3	15540.00	60.33	56.62	3.71	74.00	-13.67	142	308	Peak	Horizontal	
4	20720.00	41.38	41.56	-0.18	54.00	-12.62	152	349	Average	Horizontal	
5	20720.00	56.78	56.96	-0.18	74.00	-17.22	152	349	Peak	Horizontal	

CH 36 (Vertical)

TÜV Rheinland Taiwan Ltd.
No. 458-18, Sec 2, Fenliao., Linkou Dist., New Taipei City 244, Taiwan(R.O.C.)
Tel:+886-2172-1000 Fax:+886-2172-1322

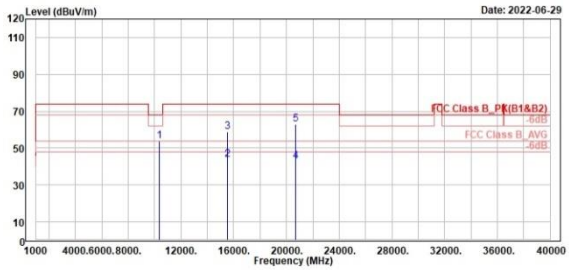

	Freq	Level	Read Level	Factor	Limit Line	Over Limit	APos	TPos	Remark	Pol/Phase	Note
	MHz	dBuV/m	dBuV	dB/m	dBuV/m	dB	cm	deg			
1	10360.00	53.76	57.27	-3.51	68.20	-14.44	116	360	Peak	Vertical	
2	15540.00	43.98	40.27	3.71	54.00	-10.02	102	16	Average	Vertical	
3	15540.00	58.93	55.22	3.71	74.00	-15.07	102	16	Peak	Vertical	
4	20720.00	42.74	42.92	-0.18	54.00	-11.26	269	3	Average	Vertical	
5	20720.00	63.06	63.24	-0.18	74.00	-10.94	269	3	Peak	Vertical	

802.11ax HE20_OFDM

CH 40 (Horizontal)

TÜV Rheinland Taiwan Ltd.
No. 458-18, Sec 2, Fenliao., Linkou Dist., New Taipei City 244, Taiwan(R.O.C.)
Tel:+886-2172-1000 Fax:+886-2172-1322

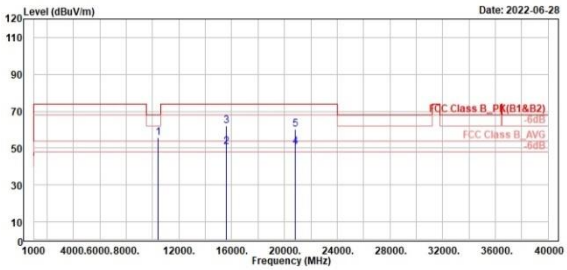

	Freq	Level	Read Level	Factor	Limit Line	Over Limit	APos	TPos	Remark	Pol/Phase	Note
	MHz	dBuV/m	dBuV	dB/m	dBuV/m	dB	cm	deg			
1	10400.00	55.50	58.92	-3.42	68.20	-12.70	138	67	Peak	Horizontal	
2 !	15600.00	50.81	47.19	3.62	54.00	-3.19	145	52	Average	Horizontal	
3	15600.00	61.89	58.27	3.62	74.00	-12.11	145	52	Peak	Horizontal	
4 !	20800.00	50.83	50.83	0.00	54.00	-3.17	262	30	Average	Horizontal	
5	20800.00	60.21	60.21	0.00	74.00	-13.79	262	30	Peak	Horizontal	

CH 40 (Vertical)

TÜV Rheinland Taiwan Ltd.
No. 458-18, Sec 2, Fenliao., Linkou Dist., New Taipei City 244, Taiwan(R.O.C.)
Tel:+886-2172-1000 Fax:+886-2172-1322

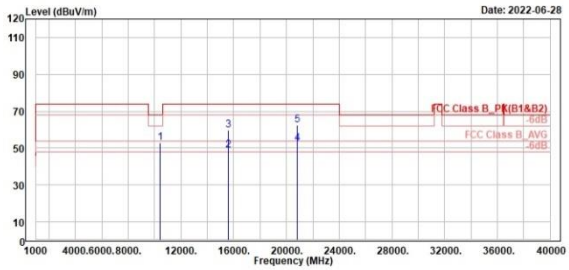

	Freq	Level	Read Level	Factor	Limit Line	Over Limit	APos	TPos	Remark	Pol/Phase	Note
	MHz	dBuV/m	dBuV	dB/m	dBuV/m	dB	cm	deg			
1	10400.00	52.98	56.40	-3.42	68.20	-15.22	135	360	Peak	Vertical	
2 !	15600.00	48.63	45.01	3.62	54.00	-5.37	110	13	Average	Vertical	
3	15600.00	59.78	56.16	3.62	74.00	-14.22	110	13	Peak	Vertical	
4 !	20800.00	52.43	52.43	0.00	54.00	-1.57	295	333	Average	Vertical	
5	20800.00	62.66	62.66	0.00	74.00	-11.34	295	333	Peak	Vertical	

802.11ax HE20_OFDM

CH 48 (Horizontal)

TÜV Rheinland Taiwan Ltd.
No. 458-18, Sec 2, Fenliao., Linkou Dist., New Taipei City 244, Taiwan(R.O.C.)
Tel:+886-2172-1000 Fax:+886-2172-1322

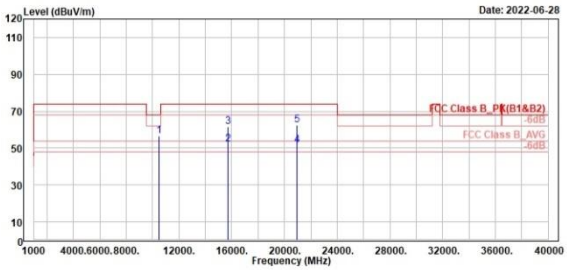

	Freq	Level	Read Level	Factor	Limit Line	Over Limit	APos	TPos	Remark	Pol/Phase	Note
	MHz	dBuV/m	dBuV	dB/m	dBuV/m	dB	cm	deg			
1	10480.00	56.45	59.69	-3.24	68.20	-11.75	300	66	Peak	Horizontal	
2 !	15720.00	51.97	47.95	4.02	54.00	-2.03	150	62	Average	Horizontal	
3	15720.00	61.75	57.73	4.02	74.00	-12.25	150	62	Peak	Horizontal	
4 !	20960.00	51.71	51.39	0.32	54.00	-2.29	183	5	Average	Horizontal	
5	20960.00	62.68	62.36	0.32	74.00	-11.32	183	5	Peak	Horizontal	

CH 48 (Vertical)

TÜV Rheinland Taiwan Ltd.
No. 458-18, Sec 2, Fenliao., Linkou Dist., New Taipei City 244, Taiwan(R.O.C.)
Tel:+886-2172-1000 Fax:+886-2172-1322

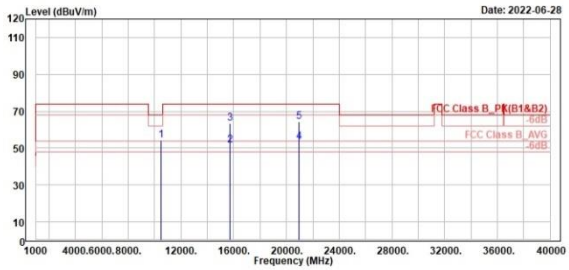

	Freq	Level	Read Level	Factor	Limit Line	Over Limit	APos	TPos	Remark	Pol/Phase	Note
	MHz	dBuV/m	dBuV	dB/m	dBuV/m	dB	cm	deg			
1	10480.00	54.26	57.50	-3.24	68.20	-13.94	200	21	Peak	Vertical	
2 !	15720.00	51.35	47.33	4.02	54.00	-2.65	219	359	Average	Vertical	
3	15720.00	63.50	59.48	4.02	74.00	-10.50	219	359	Peak	Vertical	
4 !	20960.00	53.61	53.29	0.32	54.00	-0.39	266	358	Average	Vertical	
5	20960.00	64.17	63.85	0.32	74.00	-9.83	266	358	Peak	Vertical	

802.11ax HE40_OFDM

CH 38 (Horizontal)

TÜV Rheinland Taiwan Ltd.
No. 458-18, Sec 2, Fenliao., Linkou Dist., New Taipei City 244, Taiwan(R.O.C.)
Tel:+886-2172-1000 Fax:+886-2172-1322

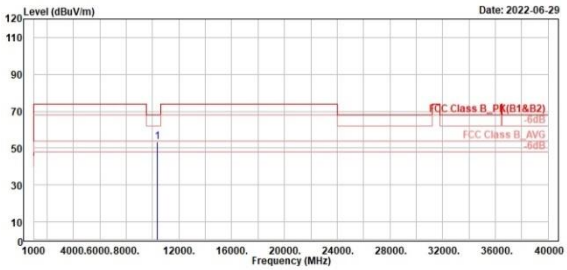

	Freq	Level	Read Level	Factor	Limit Line	Over Limit	APos	TPos	Remark	Pol/Phase	Note
	MHz	dBuV/m	dBuV	dB/m	dBuV/m	dB	cm	deg			
1	10380.00	53.17	56.64	-3.47	68.20	-15.03	300	71	Peak	Horizontal	

CH 38 (Vertical)

TÜV Rheinland Taiwan Ltd.
No. 458-18, Sec 2, Fenliao., Linkou Dist., New Taipei City 244, Taiwan(R.O.C.)
Tel:+886-2172-1000 Fax:+886-2172-1322

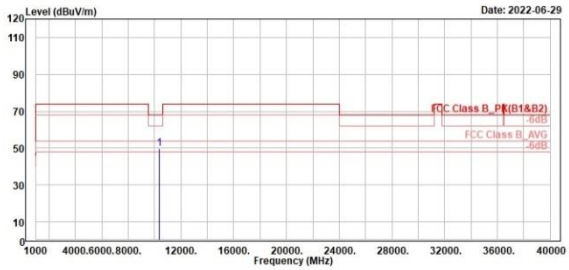

	Freq	Level	Read Level	Factor	Limit Line	Over Limit	APos	TPos	Remark	Pol/Phase	Note
	MHz	dBuV/m	dBuV	dB/m	dBuV/m	dB	cm	deg			
1	10380.00	49.82	53.29	-3.47	68.20	-18.38	150	360	Peak	Vertical	

802.11ax HE40_OFDM

CH 46 (Horizontal)

TÜV Rheinland Taiwan Ltd.
No. 458-18, Sec 2, Fenliao., Linkou Dist., New Taipei City 244, Taiwan(R.O.C.)
Tel:+886-2172-1000 Fax:+886-2172-1322

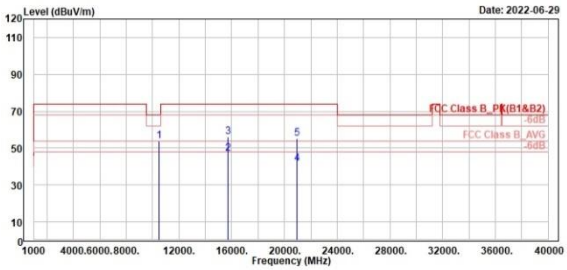

	Freq	Level	Read Level	Factor	Limit Line	Over Limit	APos	TPos	Remark	Pol/Phase	Note
	MHz	dBuV/m	dBuV	dB/m	dBuV/m	dB	cm	deg			
1	10460.00	53.94	57.22	-3.28	68.20	-14.26	100	296	Peak	Horizontal	
2	15690.00	47.09	43.16	3.93	54.00	-6.91	148	66	Average	Horizontal	
3	15690.00	56.23	52.30	3.93	74.00	-17.77	148	66	Peak	Horizontal	
4	20920.00	41.59	41.35	0.24	54.00	-12.41	178	15	Average	Horizontal	
5	20920.00	55.03	54.79	0.24	74.00	-18.97	178	15	Peak	Horizontal	

CH 46 (Vertical)

TÜV Rheinland Taiwan Ltd.
No. 458-18, Sec 2, Fenliao., Linkou Dist., New Taipei City 244, Taiwan(R.O.C.)
Tel:+886-2172-1000 Fax:+886-2172-1322

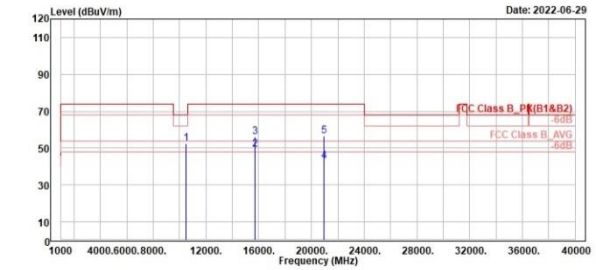

	Freq	Level	Read Level	Factor	Limit Line	Over Limit	APos	TPos	Remark	Pol/Phase	Note
	MHz	dBuV/m	dBuV	dB/m	dBuV/m	dB	cm	deg			
1	10460.00	52.30	55.58	-3.28	68.20	-15.90	105	58	Peak	Vertical	
2 !	15690.00	49.50	45.57	3.93	54.00	-4.50	186	340	Average	Vertical	
3	15690.00	56.21	52.28	3.93	74.00	-17.79	186	340	Peak	Vertical	
4	20920.00	42.99	42.75	0.24	54.00	-11.01	268	357	Average	Vertical	
5	20920.00	56.72	56.48	0.24	74.00	-17.28	268	338	Peak	Vertical	

802.11ax HE80_OFDM

CH 42 (Horizontal)

TÜV Rheinland Taiwan Ltd.
No. 458-18, Sec 2, Fenliao., Linkou Dist., New Taipei City 244, Taiwan(R.O.C.)
Tel:+886-2172-1000 Fax:+886-2172-1322

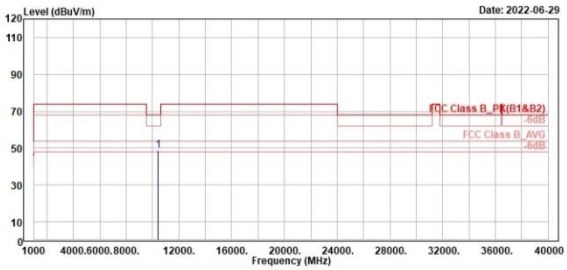

	Freq	Level	Read Level	Factor	Limit Line	Over Limit	APos	TPos	Remark	Pol/Phase	Note
	MHz	dBuV/m	dBuV	dB/m	dBuV/m	dB	cm	deg			
1	10420.00	49.03	52.41	-3.38	68.20	-19.17	153	238	Peak	Horizontal	

CH 42 (Vertical)

TÜV Rheinland Taiwan Ltd.
No. 458-18, Sec 2, Fenliao., Linkou Dist., New Taipei City 244, Taiwan(R.O.C.)
Tel:+886-2172-1000 Fax:+886-2172-1322

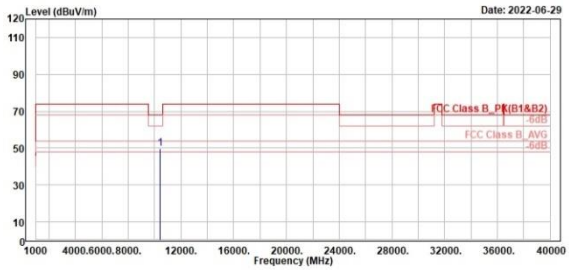

	Freq	Level	Read Level	Factor	Limit Line	Over Limit	APos	TPos	Remark	Pol/Phase	Note
	MHz	dBuV/m	dBuV	dB/m	dBuV/m	dB	cm	deg			
1	10420.00	49.57	52.95	-3.38	68.20	-18.63	158	94	Peak	Vertical	

802.11ax HE20_OFDMA

CH 36 (Horizontal)

TÜV Rheinland Taiwan Ltd.
No. 458-18, Sec 2, Fenliao., Linkou Dist., New Taipei City 244, Taiwan(R.O.C.)
Tel:+886-2172-1000 Fax:+886-2172-1322

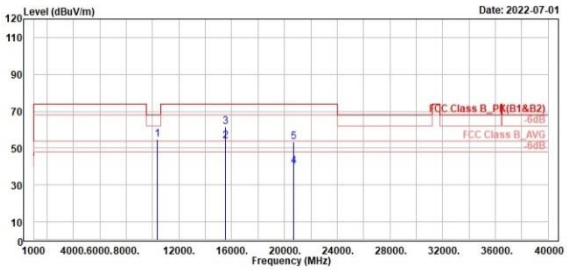

		Freq	Level	Read Level	Factor	Limit Line	Over Limit	APos	TPos	Remark	Pol/Phase	Note
		MHz	dBuV/m	dBuV	dB/m	dBuV/m	dB	cm	deg			
1		10360.00	54.84	58.35	-3.51	68.20	-13.36	200	175	Peak	Horizontal	
2	!	15540.00	53.81	50.10	3.71	54.00	-0.19	106	62	Average	Horizontal	
3		15540.00	61.81	58.10	3.71	74.00	-12.19	106	62	Peak	Horizontal	
4		20720.00	40.22	40.40	-0.18	54.00	-13.78	200	50	Average	Horizontal	
5		20720.00	53.41	53.59	-0.18	74.00	-20.59	200	50	Peak	Horizontal	

CH 36 (Vertical)

TÜV Rheinland Taiwan Ltd.
No. 458-18, Sec 2, Fenliao., Linkou Dist., New Taipei City 244, Taiwan(R.O.C.)
Tel:+886-2172-1000 Fax:+886-2172-1322

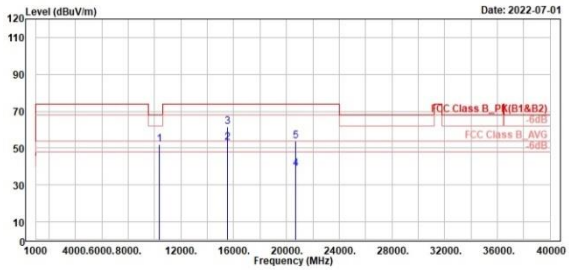

		Freq	Level	Read Level	Factor	Limit Line	Over Limit	APos	TPos	Remark	Pol/Phase	Note
		MHz	dBuV/m	dBuV	dB/m	dBuV/m	dB	cm	deg			
1		10360.00	51.95	55.46	-3.51	68.20	-16.25	114	360	Peak	Vertical	
2	!	15540.00	52.83	49.12	3.71	54.00	-1.17	100	13	Average	Vertical	
3		15540.00	61.76	58.05	3.71	74.00	-12.24	100	13	Peak	Vertical	
4		20720.00	38.73	38.91	-0.18	54.00	-15.27	248	1	Average	Vertical	
5		20720.00	53.97	54.15	-0.18	74.00	-20.03	248	1	Peak	Vertical	

802.11ax HE20_OFDMA

CH 40 (Horizontal)

TÜV Rheinland Taiwan Ltd.
No. 458-18, Sec 2, Fenliao., Linkou Dist., New Taipei City 244, Taiwan(R.O.C.)
Tel:+886-2172-1000 Fax:+886-2172-1322

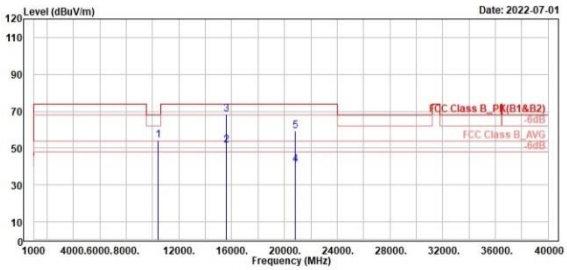

	Freq	Level	Read Level	Factor	Limit Line	Over Limit	APos	TPos	Remark	Pol/Phase	Note
	MHz	dBuV/m	dBuV	dB/m	dBuV/m	dB	cm	deg			
1	10400.00	54.09	57.51	-3.42	68.20	-14.11	200	12	Peak	Horizontal	
2 !	15600.00	51.53	47.91	3.62	54.00	-2.47	100	62	Average	Horizontal	
3 !	15600.00	68.35	64.73	3.62	74.00	-5.65	100	62	Peak	Horizontal	
4	20800.00	41.07	41.07	0.00	54.00	-12.93	200	345	Average	Horizontal	
5	20800.00	59.11	59.11	0.00	74.00	-14.89	200	345	Peak	Horizontal	

CH 40 (Vertical)

TÜV Rheinland Taiwan Ltd.
No. 458-18, Sec 2, Fenliao., Linkou Dist., New Taipei City 244, Taiwan(R.O.C.)
Tel:+886-2172-1000 Fax:+886-2172-1322

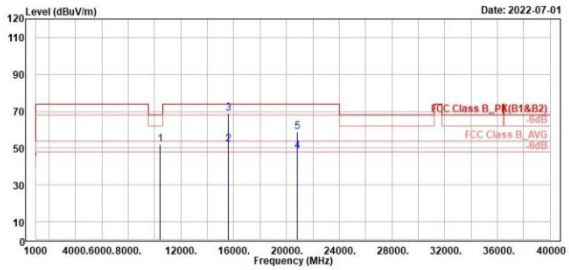

	Freq	Level	Read Level	Factor	Limit Line	Over Limit	APos	TPos	Remark	Pol/Phase	Note
	MHz	dBuV/m	dBuV	dB/m	dBuV/m	dB	cm	deg			
1	10400.00	51.94	55.36	-3.42	68.20	-16.26	115	360	Peak	Vertical	
2 !	15600.00	51.92	48.30	3.62	54.00	-2.08	390	7	Average	Vertical	
3 !	15600.00	68.93	65.31	3.62	74.00	-5.07	390	7	Peak	Vertical	
4 !	20800.00	48.16	48.16	0.00	54.00	-5.84	266	1	Average	Vertical	
5	20800.00	58.73	58.73	0.00	74.00	-15.27	266	1	Peak	Vertical	

802.11ax HE20_OFDMA

CH 48 (Horizontal)

TÜV Rheinland Taiwan Ltd.
No. 458-18, Sec 2, Fenliao., Linkou Dist., New Taipei City 244, Taiwan(R.O.C.)
Tel:+886-2172-1000 Fax:+886-2172-1322

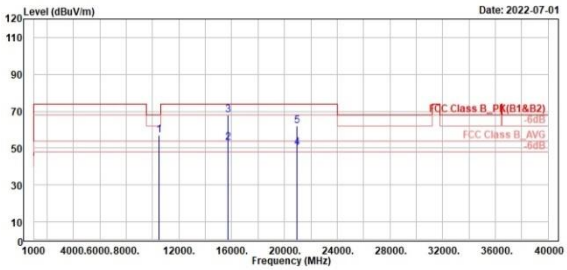

	Freq	Level	Read Level	Factor	Limit Line	Over Limit	APos	TPos	Remark	Pol/Phase	Note
	MHz	dBuV/m	dBuV	dB/m	dBuV/m	dB	cm	deg			
1	10485.00	57.05	60.29	-3.24	68.20	-11.15	300	74	Peak	Horizontal	
2 !	15720.00	52.82	48.80	4.02	54.00	-1.18	100	62	Average	Horizontal	
3	15720.00	67.97	63.95	4.02	74.00	-6.03	100	62	Peak	Horizontal	
4 !	20960.00	50.20	49.88	0.32	54.00	-3.80	200	352	Average	Horizontal	
5	20960.00	61.92	61.60	0.32	74.00	-12.08	200	352	Peak	Horizontal	

CH 48 (Vertical)

TÜV Rheinland Taiwan Ltd.
No. 458-18, Sec 2, Fenliao., Linkou Dist., New Taipei City 244, Taiwan(R.O.C.)
Tel:+886-2172-1000 Fax:+886-2172-1322

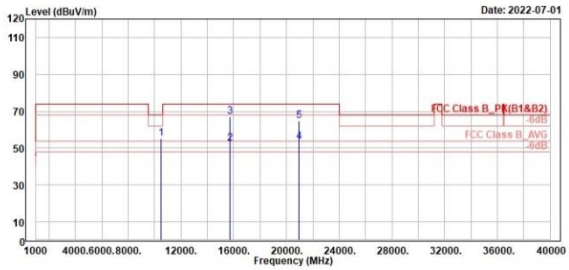

	Freq	Level	Read Level	Factor	Limit Line	Over Limit	APos	TPos	Remark	Pol/Phase	Note
	MHz	dBuV/m	dBuV	dB/m	dBuV/m	dB	cm	deg			
1	10486.00	55.18	58.40	-3.22	68.20	-13.02	300	328	Peak	Vertical	
2 !	15720.00	52.58	48.56	4.02	54.00	-1.42	217	360	Average	Vertical	
3	15720.00	66.94	62.92	4.02	74.00	-7.06	217	360	Peak	Vertical	
4 !	20960.00	53.54	53.22	0.32	54.00	-0.46	256	360	Average	Vertical	
5	20960.00	64.61	64.29	0.32	74.00	-9.39	256	360	Peak	Vertical	

802.11ax HE40_OFDMA

CH 38 (Horizontal)

TÜV Rheinland Taiwan Ltd.
No. 458-18, Sec 2, Fenliao., Linkou Dist., New Taipei City 244, Taiwan(R.O.C.)
Tel:+886-2172-1000 Fax:+886-2172-1322

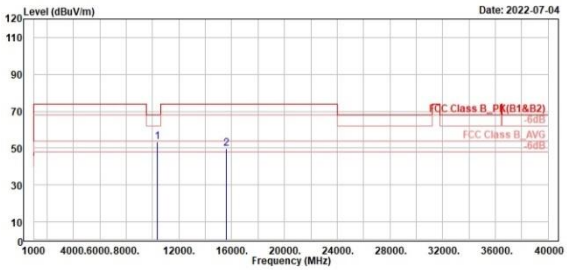

	Freq	Level	Read Level	Factor	Limit Line	Over Limit	APos	TPos	Remark	Pol/Phase	Note
	MHz	dBuV/m	dBuV	dB/m	dBuV/m	dB	cm	deg			
1	10380.00	53.23	56.70	-3.47	68.20	-14.97	300	72	Peak	Horizontal	
2	15570.00	49.55	45.89	3.66	74.00	-24.45	100	26	Peak	Horizontal	

CH 38 (Vertical)

TÜV Rheinland Taiwan Ltd.
No. 458-18, Sec 2, Fenliao., Linkou Dist., New Taipei City 244, Taiwan(R.O.C.)
Tel:+886-2172-1000 Fax:+886-2172-1322

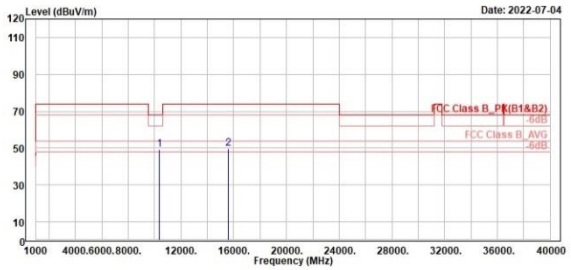

	Freq	Level	Read Level	Factor	Limit Line	Over Limit	APos	TPos	Remark	Pol/Phase	Note
	MHz	dBuV/m	dBuV	dB/m	dBuV/m	dB	cm	deg			
1	10380.00	49.36	52.83	-3.47	68.20	-18.84	134	360	Peak	Vertical	
2	15570.00	49.66	46.00	3.66	74.00	-24.34	200	360	Peak	Vertical	

802.11ax HE40_OFDMA

CH 46 (Horizontal)

TÜV Rheinland Taiwan Ltd.
No. 458-18, Sec 2, Fenliao., Linkou Dist., New Taipei City 244, Taiwan(R.O.C.)
Tel:+886-2172-1000 Fax:+886-2172-1322

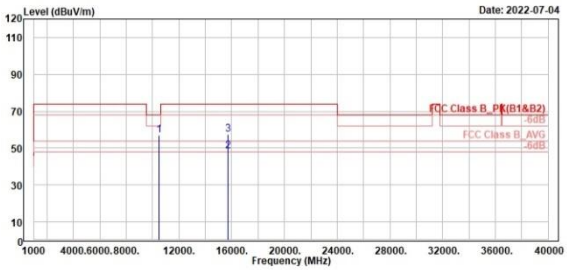

		Freq	Level	Read Level	Factor	Limit Line	Over Limit	APos	TPos	Remark	Pol/Phase	Note
		MHz	dBuV/m	dBuV	dB/m	dBuV/m	dB	cm	deg			
1		10460.00	57.15	60.43	-3.28	68.20	-11.05	300	70	Peak	Horizontal	
2	!	15690.00	48.51	44.58	3.93	54.00	-5.49	100	62	Average	Horizontal	
3		15690.00	57.36	53.43	3.93	74.00	-16.64	100	62	Peak	Horizontal	

CH 46 (Vertical)

TÜV Rheinland Taiwan Ltd.
No. 458-18, Sec 2, Fenliao., Linkou Dist., New Taipei City 244, Taiwan(R.O.C.)
Tel:+886-2172-1000 Fax:+886-2172-1322

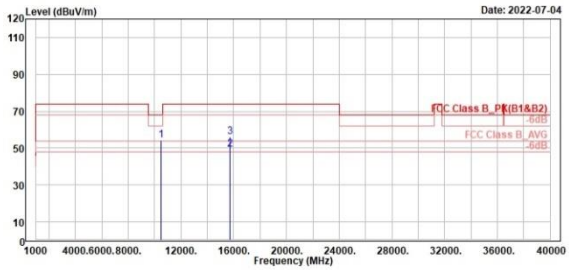

		Freq	Level	Read Level	Factor	Limit Line	Over Limit	APos	TPos	Remark	Pol/Phase	Note
		MHz	dBuV/m	dBuV	dB/m	dBuV/m	dB	cm	deg			
1		10460.00	54.41	57.69	-3.28	68.20	-13.79	149	360	Peak	Vertical	
2	!	15690.00	49.17	45.24	3.93	54.00	-4.83	216	4	Average	Vertical	
3		15690.00	56.19	52.26	3.93	74.00	-17.81	216	4	Peak	Vertical	

802.11ax HE80_OFDMA

CH 42 (Horizontal)

TÜV Rheinland Taiwan Ltd.
No. 458-18, Sec 2, Fenliao., Linkou Dist., New Taipei City 244, Taiwan(R.O.C.)
Tel:+886-2172-1000 Fax:+886-2172-1322

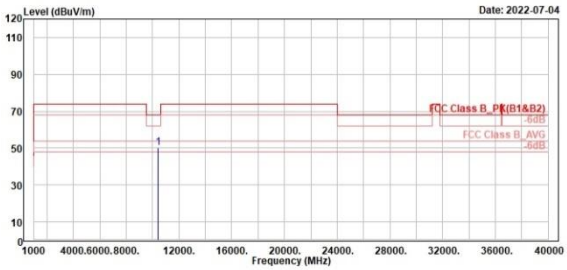

	Freq	Level	Read Level	Factor	Limit Line	Over Limit	APos	TPos	Remark	Pol/Phase	Note
	MHz	dBuV/m	dBuV	dB/m	dBuV/m	dB	cm	deg			
1	10420.00	50.23	53.61	-3.38	68.20	-17.97	100	283	Peak	Horizontal	

CH 42 (Vertical)

TÜV Rheinland Taiwan Ltd.
No. 458-18, Sec 2, Fenliao., Linkou Dist., New Taipei City 244, Taiwan(R.O.C.)
Tel:+886-2172-1000 Fax:+886-2172-1322

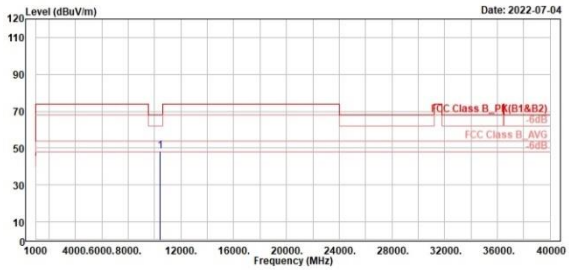

	Freq	Level	Read Level	Factor	Limit Line	Over Limit	APos	TPos	Remark	Pol/Phase	Note
	MHz	dBuV/m	dBuV	dB/m	dBuV/m	dB	cm	deg			
1	10420.00	48.53	51.91	-3.38	68.20	-19.67	339	360	Peak	Vertical	

U-NII-3

802.11a

CH 149 (Horizontal)

TÜV Rheinland Taiwan Ltd.
No. 458-18, Sec 2, Fenliao., Linkou Dist., New Taipei City 244, Taiwan(R.O.C.)
Tel:+886-2172-1000 Fax:+886-2172-1322

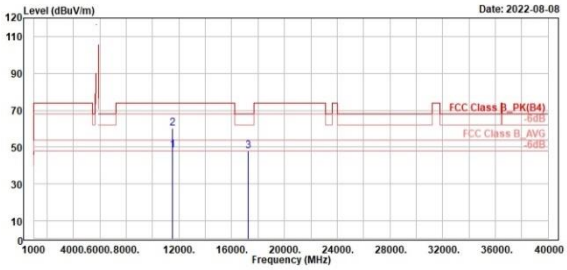

	Freq	Level	Read Level	Factor	Limit Line	Over Limit	APos	TPos	Remark	Pol/Phase	Note
	MHz	dBuV/m	dBuV	dB/m	dBuV/m	dB	cm	deg			
1 !	11490.00	48.15	49.36	-1.21	54.00	-5.85	105	335	Average	Horizontal	
2	11490.00	60.06	61.27	-1.21	74.00	-13.94	105	335	Peak	Horizontal	
3	17235.00	47.70	40.97	6.73	68.20	-20.50	100	59	Peak	Horizontal	

CH 149 (Vertical)

TÜV Rheinland Taiwan Ltd.
No. 458-18, Sec 2, Fenliao., Linkou Dist., New Taipei City 244, Taiwan(R.O.C.)
Tel:+886-2172-1000 Fax:+886-2172-1322

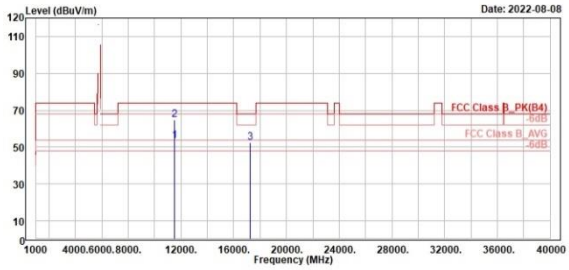

	Freq	Level	Read Level	Factor	Limit Line	Over Limit	APos	TPos	Remark	Pol/Phase	Note
	MHz	dBuV/m	dBuV	dB/m	dBuV/m	dB	cm	deg			
1 !	11490.00	53.18	54.39	-1.21	54.00	-0.82	239	357	Average	Vertical	
2	11490.00	65.01	66.22	-1.21	74.00	-8.99	239	357	Peak	Vertical	
3	17235.00	52.52	45.79	6.73	68.20	-15.68	100	88	Peak	Vertical	

802.11a

CH 157 (Horizontal)

TÜV Rheinland Taiwan Ltd.
No. 458-18, Sec 2, Fenliao., Linkou Dist., New Taipei City 244, Taiwan(R.O.C.)
Tel:+886-2172-1000 Fax:+886-2172-1322

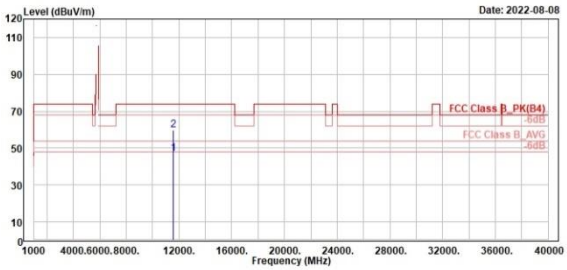

	Freq	Level	Read Level	Factor	Limit Line	Over Limit	APos	TPos	Remark	Pol/Phase	Note
	MHz	dBuV/m	dBuV	dB/m	dBuV/m	dB	cm	deg			
1	11570.00	47.16	48.20	-1.04	54.00	-6.84	100	338	Average	Horizontal	
2	11570.00	59.80	60.84	-1.04	74.00	-14.20	100	338	Peak	Horizontal	

CH 157 (Vertical)

TÜV Rheinland Taiwan Ltd.
No. 458-18, Sec 2, Fenliao., Linkou Dist., New Taipei City 244, Taiwan(R.O.C.)
Tel:+886-2172-1000 Fax:+886-2172-1322

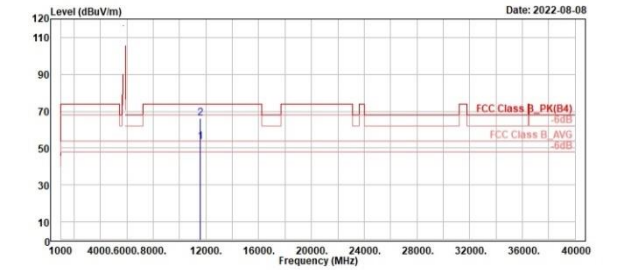

	Freq	Level	Read Level	Factor	Limit Line	Over Limit	APos	TPos	Remark	Pol/Phase	Note
	MHz	dBuV/m	dBuV	dB/m	dBuV/m	dB	cm	deg			
1 !	11570.00	53.51	54.55	-1.04	54.00	-0.49	227	358	Average	VERTICAL	
2	11570.00	66.30	67.34	-1.04	74.00	-7.70	227	358	Peak	VERTICAL	

802.11a

CH 165 (Horizontal)

TÜV Rheinland Taiwan Ltd.
No. 458-18, Sec 2, Fenliao., Linkou Dist., New Taipei City 244, Taiwan(R.O.C.)
Tel:+886-2172-1000 Fax:+886-2172-1322

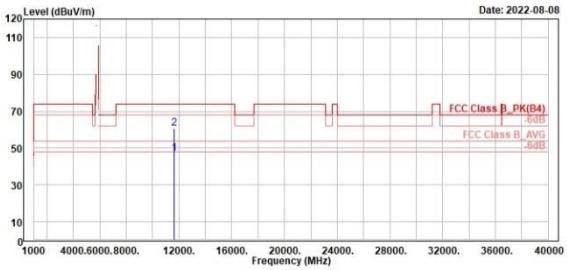

	Freq	Level	Read Level	Factor	Limit Line	Over Limit	APos	TPos	Remark	Pol/Phase	Note
	MHz	dBuV/m	dBuV	dB/m	dBuV/m	dB	cm	deg			
1	11650.00	47.05	47.99	-0.94	54.00	-6.95	137	304	Average	HORIZONTAL	
2	11650.00	60.84	61.78	-0.94	74.00	-13.16	137	304	Peak	HORIZONTAL	

CH 165 (Vertical)

TÜV Rheinland Taiwan Ltd.
No. 458-18, Sec 2, Fenliao., Linkou Dist., New Taipei City 244, Taiwan(R.O.C.)
Tel:+886-2172-1000 Fax:+886-2172-1322

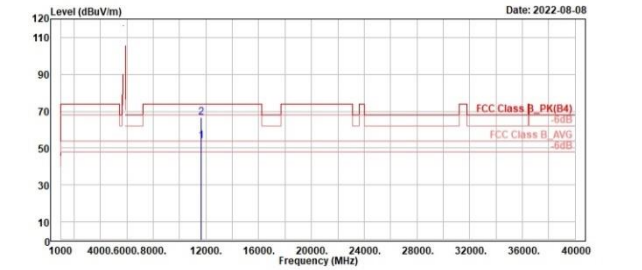

	Freq	Level	Read Level	Factor	Limit Line	Over Limit	APos	TPos	Remark	Pol/Phase	Note
	MHz	dBuV/m	dBuV	dB/m	dBuV/m	dB	cm	deg			
1 !	11650.00	53.74	54.68	-0.94	54.00	-0.26	225	355	Average	Vertical	
2	11650.00	66.64	67.58	-0.94	74.00	-7.36	225	355	Peak	Vertical	

802.11ax HE20_OFDM

CH 149 (Horizontal)

TÜV Rheinland Taiwan Ltd.
No. 458-18, Sec 2, Fenliao., Linkou Dist., New Taipei City 244, Taiwan(R.O.C.)
Tel:+886-2172-1000 Fax:+886-2172-1322

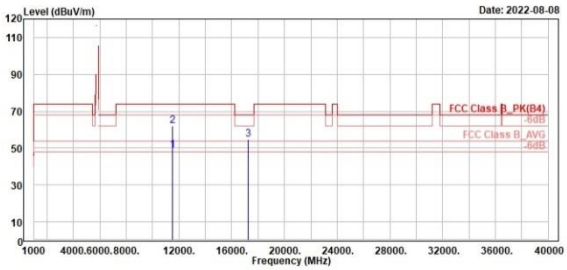

		Freq	Level	Read Level	Factor	Limit Line	Over Limit	APos	TPos	Remark	Pol/Phase	Note
		MHz	dBuV/m	dBuV	dB/m	dBuV/m	dB	cm	deg			
1	!	11490.00	48.83	50.04	-1.21	54.00	-5.17	100	334	Average	Horizontal	
2		11490.00	61.98	63.19	-1.21	74.00	-12.02	100	334	Peak	Horizontal	
3		17235.00	54.90	48.17	6.73	68.20	-13.30	100	128	Peak	Horizontal	

CH 149 (Vertical)

TÜV Rheinland Taiwan Ltd.
No. 458-18, Sec 2, Fenliao., Linkou Dist., New Taipei City 244, Taiwan(R.O.C.)
Tel:+886-2172-1000 Fax:+886-2172-1322

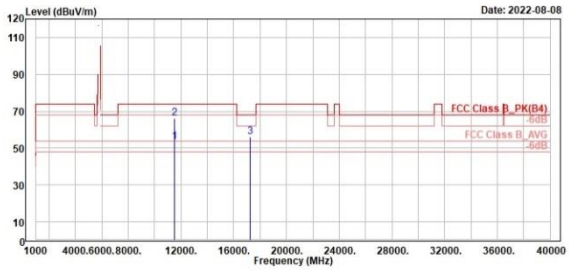

		Freq	Level	Read Level	Factor	Limit Line	Over Limit	APos	TPos	Remark	Pol/Phase	Note
		MHz	dBuV/m	dBuV	dB/m	dBuV/m	dB	cm	deg			
1	!	11490.00	53.33	54.54	-1.21	54.00	-0.67	230	354	Average	Vertical	
2		11490.00	65.95	67.16	-1.21	74.00	-8.05	230	354	Peak	Vertical	
3		17235.00	55.97	49.24	6.73	68.20	-12.23	202	251	Peak	Vertical	

802.11ax HE20_OFDM

CH 157 (Horizontal)

TÜV Rheinland Taiwan Ltd.
No. 458-18, Sec 2, Fenliao., Linkou Dist., New Taipei City 244, Taiwan(R.O.C.)
Tel:+886-2172-1000 Fax:+886-2172-1322

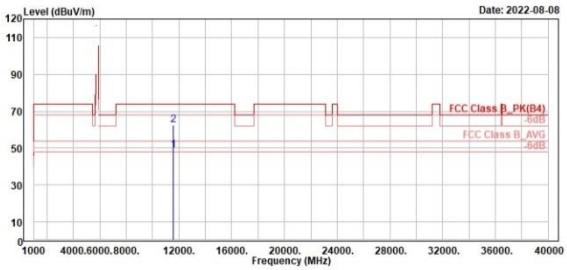

		Freq	Level	Read Level	Factor	Limit Line	Over Limit	APos	TPos	Remark	Pol/Phase	Note
		MHz	dBuV/m	dBuV	dB/m	dBuV/m	dB	cm	deg			
1	!	11570.00	48.94	49.98	-1.04	54.00	-5.06	100	334	Average	Horizontal	
2		11570.00	62.47	63.51	-1.04	74.00	-11.53	100	334	Peak	Horizontal	

CH 157 (Vertical)

TÜV Rheinland Taiwan Ltd.
No. 458-18, Sec 2, Fenliao., Linkou Dist., New Taipei City 244, Taiwan(R.O.C.)
Tel:+886-2172-1000 Fax:+886-2172-1322

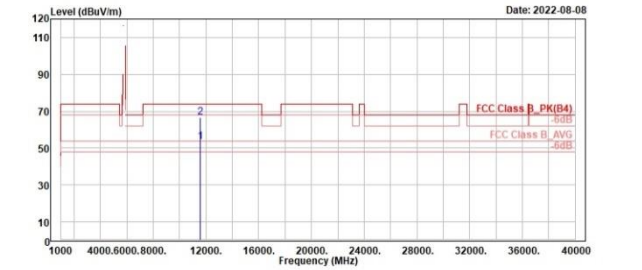

		Freq	Level	Read Level	Factor	Limit Line	Over Limit	APos	TPos	Remark	Pol/Phase	Note
		MHz	dBuV/m	dBuV	dB/m	dBuV/m	dB	cm	deg			
1	!	11570.00	53.41	54.45	-1.04	54.00	-0.59	237	358	Average	Vertical	
2		11570.00	66.59	67.63	-1.04	74.00	-7.41	237	358	Peak	Vertical	

802.11ax HE20_OFDM

CH 165 (Horizontal)

TÜV Rheinland Taiwan Ltd.
No. 458-18, Sec 2, Fenliao., Linkou Dist., New Taipei City 244, Taiwan(R.O.C.)
Tel:+886-2172-1000 Fax:+886-2172-1322

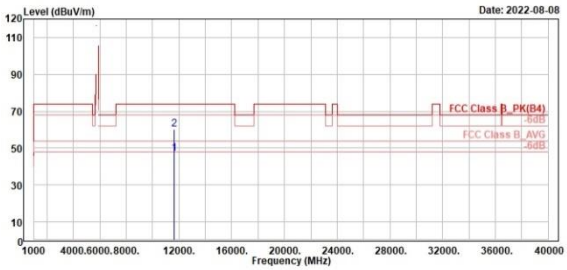

	Freq	Level	Read Level	Factor	Limit Line	Over Limit	APos	TPos	Remark	Pol/Phase	Note
	MHz	dBuV/m	dBuV	dB/m	dBuV/m	dB	cm	deg			
1	11650.00	46.84	47.78	-0.94	54.00	-7.16	100	293	Average	Horizontal	
2	11650.00	60.44	61.38	-0.94	74.00	-13.56	100	293	Peak	Horizontal	

CH 165 (Vertical)

TÜV Rheinland Taiwan Ltd.
No. 458-18, Sec 2, Fenliao., Linkou Dist., New Taipei City 244, Taiwan(R.O.C.)
Tel:+886-2172-1000 Fax:+886-2172-1322

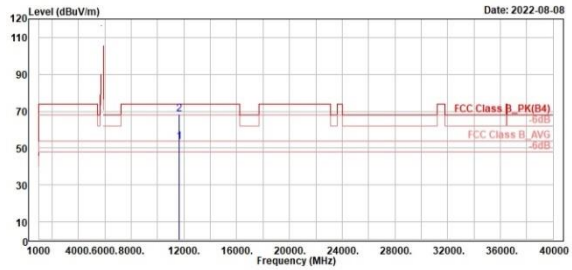

	Freq	Level	Read Level	Factor	Limit Line	Over Limit	APos	TPos	Remark	Pol/Phase	Note
	MHz	dBuV/m	dBuV	dB/m	dBuV/m	dB	cm	deg			
1 !	11650.00	53.27	54.21	-0.94	54.00	-0.73	230	355	Average	Vertical	
2 !	11650.00	68.22	69.16	-0.94	74.00	-5.78	230	355	Peak	Vertical	

802.11ax HE40_OFDM

CH 151 (Horizontal)

TÜV Rheinland Taiwan Ltd.
No. 458-18, Sec 2, Fenliao., Linkou Dist., New Taipei City 244, Taiwan(R.O.C.)
Tel:+886-2172-1000 Fax:+886-2172-1322

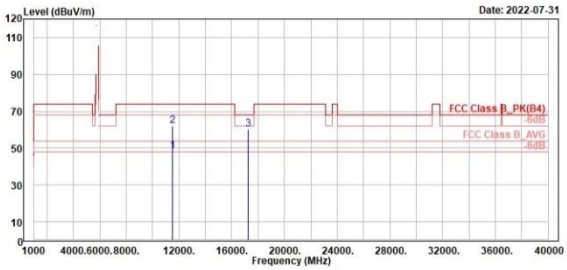

		Freq	Level	Read Level	Factor	Limit Line	Over Limit	APos	TPos	Remark	Pol/Phase	Note
		MHz	dBuV/m	dBuV	dB/m	dBuV/m	dB	cm	deg			
1	!	11510.00	48.19	49.33	-1.14	54.00	-5.81	100	329	Average	Horizontal	
2		11510.00	61.84	62.98	-1.14	74.00	-12.16	100	329	Peak	Horizontal	
3		17265.00	60.05	53.24	6.81	68.20	-8.15	128	360	Peak	Horizontal	

CH 151 (Vertical)

TÜV Rheinland Taiwan Ltd.
No. 458-18, Sec 2, Fenliao., Linkou Dist., New Taipei City 244, Taiwan(R.O.C.)
Tel:+886-2172-1000 Fax:+886-2172-1322

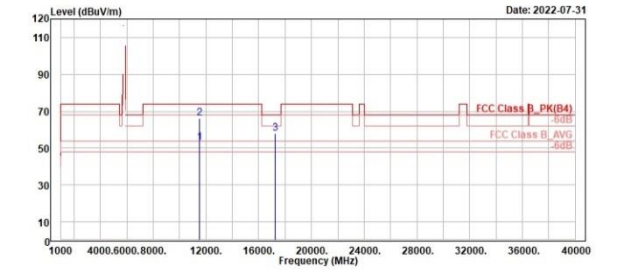

		Freq	Level	Read Level	Factor	Limit Line	Over Limit	APos	TPos	Remark	Pol/Phase	Note
		MHz	dBuV/m	dBuV	dB/m	dBuV/m	dB	cm	deg			
1	!	11510.00	52.92	54.06	-1.14	54.00	-1.08	257	354	Average	Vertical	
2		11510.00	66.23	67.37	-1.14	74.00	-7.77	257	354	Peak	Vertical	
3		17265.00	57.94	51.13	6.81	68.20	-10.26	100	5	Peak	Vertical	

802.11ax HE40_OFDM

CH 159 (Horizontal)

TÜV Rheinland Taiwan Ltd.
No. 458-18, Sec 2, Fenliao., Linkou Dist., New Taipei City 244, Taiwan(R.O.C.)
Tel:+886-2172-1000 Fax:+886-2172-1322

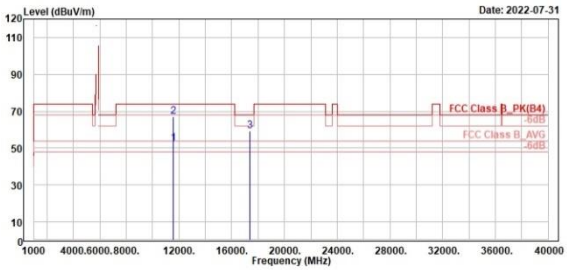

		Freq	Level	Read Level	Factor	Limit Line	Over Limit	APos	TPos	Remark	Pol/Phase	Note
		MHz	dBuV/m	dBuV	dB/m	dBuV/m	dB	cm	deg			
1	!	11590.00	52.40	53.40	-1.00	54.00	-1.60	200	302	Average	Horizontal	
2		11590.00	67.22	68.22	-1.00	74.00	-6.78	200	302	Peak	Horizontal	
3		17385.00	59.29	52.37	6.92	68.20	-8.91	134	360	Peak	Horizontal	

CH 159 (Vertical)

TÜV Rheinland Taiwan Ltd.
No. 458-18, Sec 2, Fenliao., Linkou Dist., New Taipei City 244, Taiwan(R.O.C.)
Tel:+886-2172-1000 Fax:+886-2172-1322

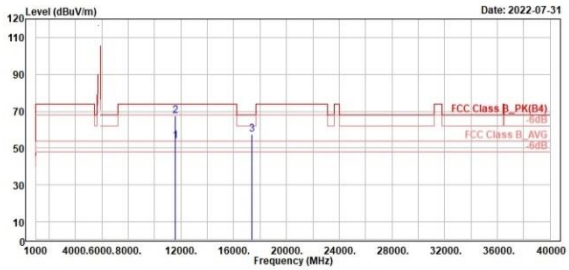

		Freq	Level	Read Level	Factor	Limit Line	Over Limit	APos	TPos	Remark	Pol/Phase	Note
		MHz	dBuV/m	dBuV	dB/m	dBuV/m	dB	cm	deg			
1	!	11590.00	53.70	54.70	-1.00	54.00	-0.30	231	354	Average	Vertical	
2		11590.00	67.57	68.57	-1.00	74.00	-6.43	231	354	Peak	Vertical	
3		17385.00	57.36	50.44	6.92	68.20	-10.84	100	16	Peak	Vertical	

802.11ax HE80_OFDM

CH 155 (Horizontal)

TÜV Rheinland Taiwan Ltd.
No. 458-18, Sec 2, Fenliao., Linkou Dist., New Taipei City 244, Taiwan(R.O.C.)
Tel:+886-2172-1000 Fax:+886-2172-1322

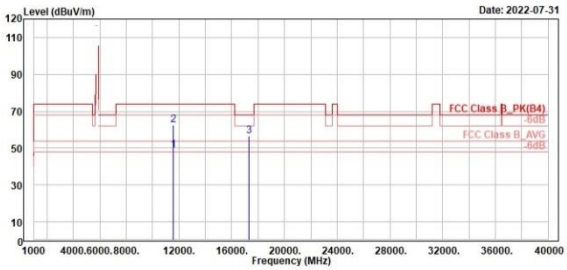

		Freq	Level	Read Level	Factor	Limit Line	Over Limit	APos	TPos	Remark	Pol/Phase	Note
		MHz	dBuV/m	dBuV	dB/m	dBuV/m	dB	cm	deg			
1	!	11550.00	48.94	50.01	-1.07	54.00	-5.06	200	304	Average	Horizontal	
2		11550.00	62.72	63.79	-1.07	74.00	-11.28	200	304	Peak	Horizontal	
3		17325.00	56.63	49.73	6.90	68.20	-11.57	133	360	Peak	Horizontal	

CH 155 (Vertical)

TÜV Rheinland Taiwan Ltd.
No. 458-18, Sec 2, Fenliao., Linkou Dist., New Taipei City 244, Taiwan(R.O.C.)
Tel:+886-2172-1000 Fax:+886-2172-1322

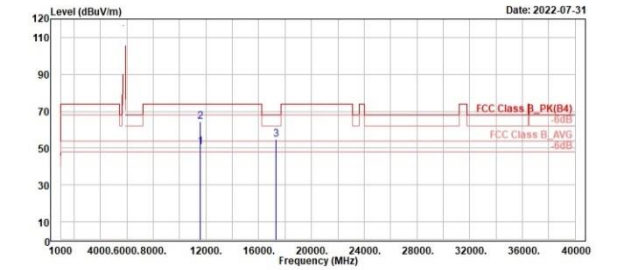

		Freq	Level	Read Level	Factor	Limit Line	Over Limit	APos	TPos	Remark	Pol/Phase	Note
		MHz	dBuV/m	dBuV	dB/m	dBuV/m	dB	cm	deg			
1	!	11550.00	50.74	51.81	-1.07	54.00	-3.26	251	354	Average	Vertical	
2		11550.00	64.26	65.33	-1.07	74.00	-9.74	251	354	Peak	Vertical	
3		17325.00	54.85	47.95	6.90	68.20	-13.35	300	335	Peak	Vertical	

802.11ax HE20_OFDMA

CH 149 (Horizontal)

TÜV Rheinland Taiwan Ltd.
No. 458-18, Sec 2, Fenliao., Linkou Dist., New Taipei City 244, Taiwan(R.O.C.)
Tel:+886-2172-1000 Fax:+886-2172-1322

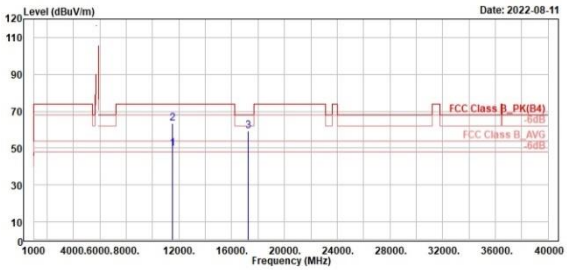

		Freq	Level	Read Level	Factor	Limit Line	Over Limit	APos	TPos	Remark	Pol/Phase	Note
		MHz	dBuV/m	dBuV	dB/m	dBuV/m	dB	cm	deg			
1	!	11490.00	49.92	51.13	-1.21	54.00	-4.08	310	357	Average	Horizontal	
2		11490.00	63.42	64.63	-1.21	74.00	-10.58	310	357	Peak	Horizontal	
3		17235.00	59.43	52.70	6.73	68.20	-8.77	300	351	Peak	Horizontal	

CH 149 (Vertical)

TÜV Rheinland Taiwan Ltd.
No. 458-18, Sec 2, Fenliao., Linkou Dist., New Taipei City 244, Taiwan(R.O.C.)
Tel:+886-2172-1000 Fax:+886-2172-1322

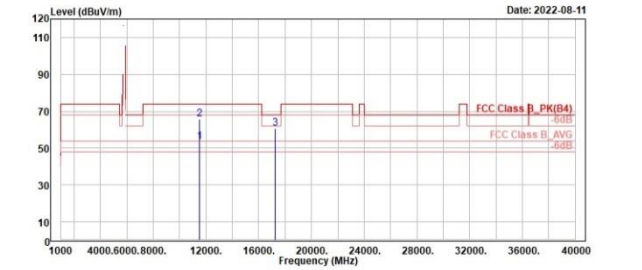

		Freq	Level	Read Level	Factor	Limit Line	Over Limit	APos	TPos	Remark	Pol/Phase	Note
		MHz	dBuV/m	dBuV	dB/m	dBuV/m	dB	cm	deg			
1	!	11490.00	53.35	54.56	-1.21	54.00	-0.65	230	353	Average	Vertical	
2		11490.00	65.71	66.92	-1.21	74.00	-8.29	230	353	Peak	Vertical	
3		17235.00	60.56	53.83	6.73	68.20	-7.64	400	360	Peak	Vertical	

802.11ax HE20_OFDMA

CH 157 (Horizontal)

TÜV Rheinland Taiwan Ltd.
No. 458-18, Sec 2, Fenliao., Linkou Dist., New Taipei City 244, Taiwan(R.O.C.)
Tel:+886-2172-1000 Fax:+886-2172-1322

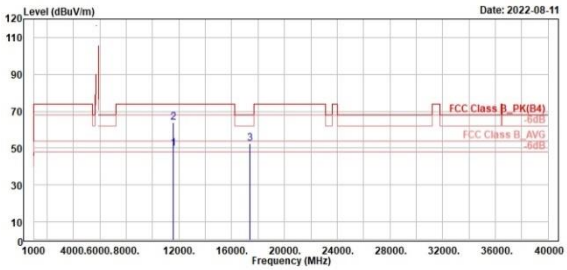

		Freq	Level	Read Level	Factor	Limit Line	Over Limit	APos	TPos	Remark	Pol/Phase	Note
		MHz	dBuV/m	dBuV	dB/m	dBuV/m	dB	cm	deg			
1	!	11570.00	49.81	50.85	-1.04	54.00	-4.19	320	357	Average	Horizontal	
2		11570.00	63.76	64.80	-1.04	74.00	-10.24	320	357	Peak	Horizontal	
3		17355.00	52.43	45.52	6.91	68.20	-15.77	100	265	Peak	Horizontal	

CH 157 (Vertical)

TÜV Rheinland Taiwan Ltd.
No. 458-18, Sec 2, Fenliao., Linkou Dist., New Taipei City 244, Taiwan(R.O.C.)
Tel:+886-2172-1000 Fax:+886-2172-1322

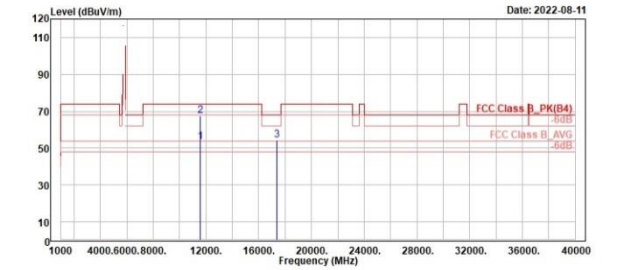

		Freq	Level	Read Level	Factor	Limit Line	Over Limit	APos	TPos	Remark	Pol/Phase	Note
		MHz	dBuV/m	dBuV	dB/m	dBuV/m	dB	cm	deg			
1	!	11570.00	53.61	54.65	-1.04	54.00	-0.39	228	355	Average	Vertical	
2		11570.00	67.71	68.75	-1.04	74.00	-6.29	228	355	Peak	Vertical	
3		17355.00	54.20	47.29	6.91	68.20	-14.00	400	3	Peak	Vertical	

802.11ax HE20_OFDMA

CH 165 (Horizontal)

TÜV Rheinland Taiwan Ltd.
No. 458-18, Sec 2, Fenliao., Linkou Dist., New Taipei City 244, Taiwan(R.O.C.)
Tel:+886-2172-1000 Fax:+886-2172-1322

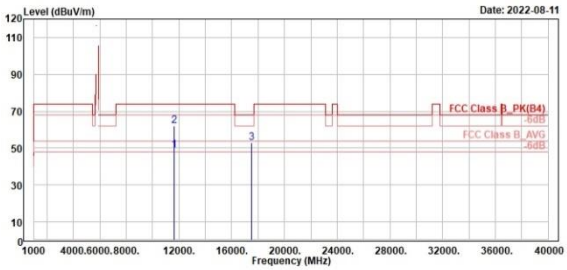

		Freq	Level	Read Level	Factor	Limit Line	Over Limit	APos	TPos	Remark	Pol/Phase	Note
		MHz	dBuV/m	dBuV	dB/m	dBuV/m	dB	cm	deg			
1	!	11650.00	48.84	49.78	-0.94	54.00	-5.16	200	327	Average	Horizontal	
2		11650.00	62.19	63.13	-0.94	74.00	-11.81	200	327	Peak	Horizontal	
3		17475.00	52.99	46.04	6.95	68.20	-15.21	100	302	Peak	Horizontal	

CH 165 (Vertical)

TÜV Rheinland Taiwan Ltd.
No. 458-18, Sec 2, Fenliao., Linkou Dist., New Taipei City 244, Taiwan(R.O.C.)
Tel:+886-2172-1000 Fax:+886-2172-1322

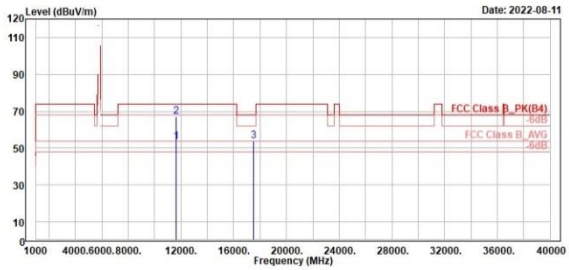

		Freq	Level	Read Level	Factor	Limit Line	Over Limit	APos	TPos	Remark	Pol/Phase	Note
		MHz	dBuV/m	dBuV	dB/m	dBuV/m	dB	cm	deg			
1	!	11650.00	53.56	54.50	-0.94	54.00	-0.44	230	356	Average	Vertical	
2		11650.00	67.09	68.03	-0.94	74.00	-6.91	230	356	Peak	Vertical	
3		17475.00	53.71	46.76	6.95	68.20	-14.49	302	360	Peak	Vertical	

802.11ax HE40_OFDMA

CH 151 (Horizontal)

TÜV Rheinland Taiwan Ltd.
No. 458-18, Sec 2, Fenliao., Linkou Dist., New Taipei City 244, Taiwan(R.O.C.)
Tel:+886-2172-1000 Fax:+886-2172-1322

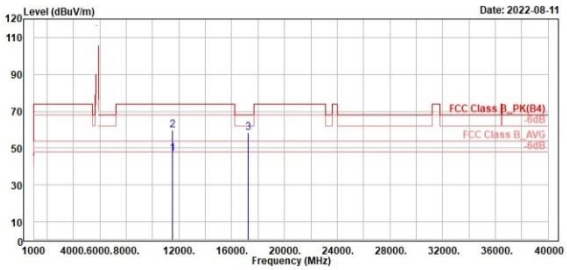

	Freq	Level	Read Level	Factor	Limit Line	Over Limit	APos	TPos	Remark	Pol/Phase	Note
	MHz	dBuV/m	dBuV	dB/m	dBuV/m	dB	cm	deg			
1	11510.00	46.95	48.09	-1.14	54.00	-7.05	325	360	Average	Horizontal	
2	11510.00	59.77	60.91	-1.14	74.00	-14.23	325	360	Peak	Horizontal	
3	17265.00	58.53	51.72	6.81	68.20	-9.67	100	296	Peak	Horizontal	

CH 151 (Vertical)

TÜV Rheinland Taiwan Ltd.
No. 458-18, Sec 2, Fenliao., Linkou Dist., New Taipei City 244, Taiwan(R.O.C.)
Tel:+886-2172-1000 Fax:+886-2172-1322

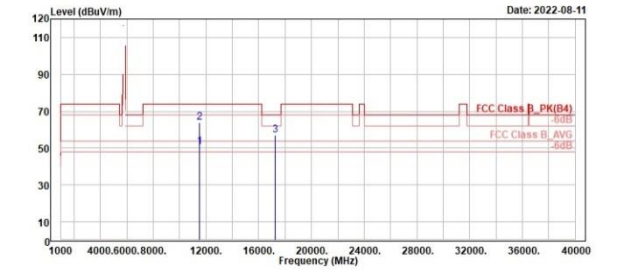

	Freq	Level	Read Level	Factor	Limit Line	Over Limit	APos	TPos	Remark	Pol/Phase	Note
	MHz	dBuV/m	dBuV	dB/m	dBuV/m	dB	cm	deg			
1 !	11510.00	50.85	51.99	-1.14	54.00	-3.15	229	358	Average	Vertical	
2	11510.00	63.71	64.85	-1.14	74.00	-10.29	229	358	Peak	Vertical	
3	17265.00	57.07	50.26	6.81	68.20	-11.13	371	360	Peak	Vertical	

802.11ax HE40_OFDMA

CH 159 (Horizontal)

TÜV Rheinland Taiwan Ltd.
No. 458-18, Sec 2, Fenliao., Linkou Dist., New Taipei City 244, Taiwan(R.O.C.)
Tel:+886-2172-1000 Fax:+886-2172-1322

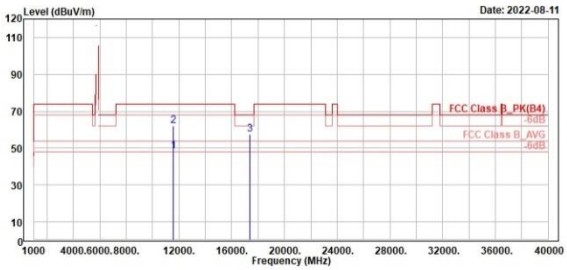

		Freq	Level	Read Level	Factor	Limit Line	Over Limit	APos	TPos	Remark	Pol/Phase	Note
		MHz	dBuV/m	dBuV	dB/m	dBuV/m	dB	cm	deg			
1	!	11590.00	48.22	49.22	-1.00	54.00	-5.78	112	298	Average	Horizontal	
2		11590.00	62.02	63.02	-1.00	74.00	-11.98	112	298	Peak	Horizontal	
3		17385.00	57.69	50.77	6.92	68.20	-10.51	100	300	Peak	Horizontal	

CH 159 (Vertical)

TÜV Rheinland Taiwan Ltd.
No. 458-18, Sec 2, Fenliao., Linkou Dist., New Taipei City 244, Taiwan(R.O.C.)
Tel:+886-2172-1000 Fax:+886-2172-1322

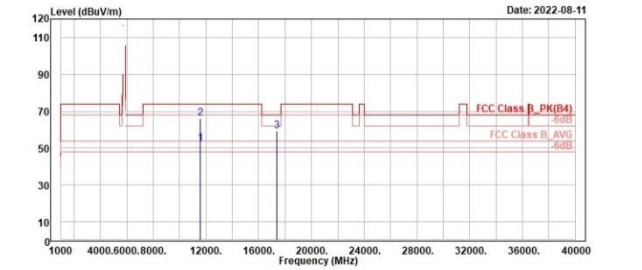

		Freq	Level	Read Level	Factor	Limit Line	Over Limit	APos	TPos	Remark	Pol/Phase	Note
		MHz	dBuV/m	dBuV	dB/m	dBuV/m	dB	cm	deg			
1	!	11590.00	52.36	53.36	-1.00	54.00	-1.64	232	355	Average	Vertical	
2		11590.00	66.20	67.20	-1.00	74.00	-7.80	232	355	Peak	Vertical	
3		17385.00	59.24	52.32	6.92	68.20	-8.96	387	360	Peak	Vertical	

802.11ax HE80_OFDMA

CH 155 (Horizontal)

TÜV Rheinland Taiwan Ltd.
No. 458-18, Sec 2, Fenliao., Linkou Dist., New Taipei City 244, Taiwan(R.O.C.)
Tel:+886-2172-1000 Fax:+886-2172-1322

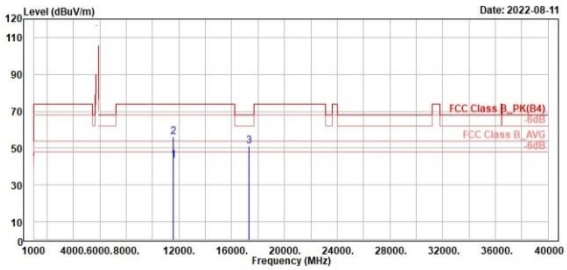

	Freq	Level	Read Level	Factor	Limit Line	Over Limit	APos	TPos	Remark	Pol/Phase	Note
	MHz	dBuV/m	dBuV	dB/m	dBuV/m	dB	cm	deg			
1	11550.00	43.37	44.44	-1.07	54.00	-10.63	292	337	Average	Horizontal	
2	11550.00	56.31	57.38	-1.07	74.00	-17.69	292	337	Peak	Horizontal	
3	17325.00	51.16	44.26	6.90	68.20	-17.04	100	301	Peak	Horizontal	

CH 155 (Vertical)

TÜV Rheinland Taiwan Ltd.
No. 458-18, Sec 2, Fenliao., Linkou Dist., New Taipei City 244, Taiwan(R.O.C.)
Tel:+886-2172-1000 Fax:+886-2172-1322

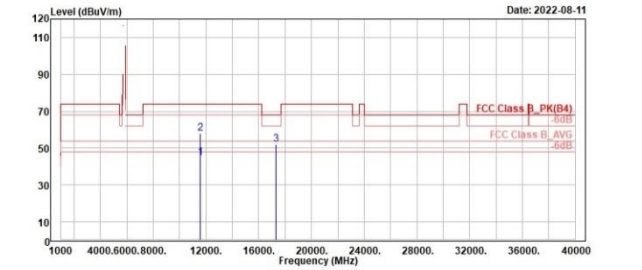

	Freq	Level	Read Level	Factor	Limit Line	Over Limit	APos	TPos	Remark	Pol/Phase	Note
	MHz	dBuV/m	dBuV	dB/m	dBuV/m	dB	cm	deg			
1	11550.00	44.64	45.71	-1.07	54.00	-9.36	275	350	Average	Vertical	
2	11550.00	57.73	58.80	-1.07	74.00	-16.27	275	350	Peak	Vertical	
3	17325.00	52.04	45.14	6.90	68.20	-16.16	381	360	Peak	Vertical	

Spurious Emissions, Tx Mode, 30MHz ~ 1GHz

U-NII-1

802.11ax HE20_OFDMA

CH 40 (Horizontal)

TÜV Rheinland Taiwan Ltd.
No. 458-18, Sec 2, Fenliao., Linkou Dist., New Taipei City 244, Taiwan(R.O.C.)
Tel:+886-2172-1000 Fax:+886-2172-1322

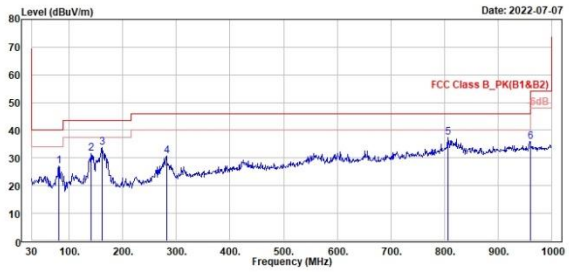

	Freq	Level	Read Level	Factor	Limit Line	Over Limit	APos	TPos	Remark	Pol/Phase	Note
	MHz	dBuV/m	dBuV	dB/m	dBuV/m	dB	cm	deg			
1	80.44	27.21	37.68	-10.47	40.00	-12.79	400	168	QP	Horizontal	
2	140.58	31.66	37.98	-6.32	43.50	-11.84	200	87	QP	Horizontal	
3	160.95	33.85	39.80	-5.95	43.50	-9.65	200	235	QP	Horizontal	
4	281.23	30.57	35.87	-5.30	46.00	-15.43	100	81	QP	Horizontal	
5	806.97	37.30	34.29	3.01	46.00	-8.70	100	340	QP	Horizontal	
6	960.23	35.81	30.09	5.72	54.00	-18.19	300	25	QP	Horizontal	

CH 40 (Vertical)

TÜV Rheinland Taiwan Ltd.
No. 458-18, Sec 2, Fenliao., Linkou Dist., New Taipei City 244, Taiwan(R.O.C.)
Tel:+886-2172-1000 Fax:+886-2172-1322

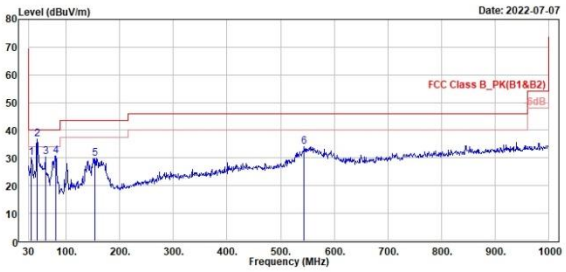

	Freq	Level	Read Level	Factor	Limit Line	Over Limit	APos	TPos	Remark	Pol/Phase	Note
	MHz	dBuV/m	dBuV	dB/m	dBuV/m	dB	cm	deg			
1	34.85	30.16	37.20	-7.04	40.00	-9.84	100	225	QP	Vertical	
2 !	45.52	36.74	42.72	-5.98	40.00	-3.26	100	350	QP	Vertical	
3	61.04	30.34	37.51	-7.17	40.00	-9.66	165	360	QP	Vertical	
4	80.44	30.74	41.21	-10.47	40.00	-9.26	100	246	QP	Vertical	
5	153.19	29.89	36.00	-6.11	43.50	-13.61	400	73	QP	Vertical	
6	544.10	34.04	34.95	-0.91	46.00	-11.96	100	360	QP	Vertical	

Spurious Emissions, Tx Mode, 9kHz ~ 30MHz

U-NII-1

802.11ax HE20_OFDMA

CH 40 (9kHz ~ 150kHz)

TÜV Rheinland Taiwan Ltd.
No. 458-18, Sec 2, Fenliao., Linkou Dist., New Taipei City 244, Taiwan(R.O.C.)
Tel:+886-2172-1000 Fax:+886-2172-1322

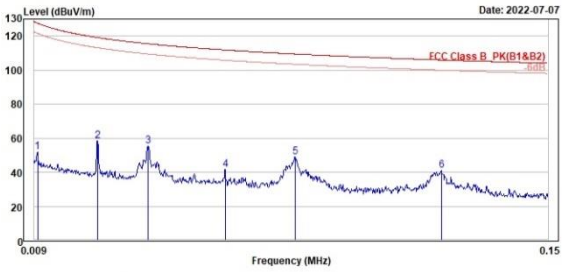

	Freq	Level	Read Level	Factor	Limit Line	Over Limit	APos	TPos	Remark	Pol/Phase	Note
	MHz	dBuV/m	dBuV	dB/m	dBuV/m	dB	cm	deg			
1	0.01	51.87	34.16	17.71	127.60	-75.73	100	34	QP	Open	
2	0.03	58.53	39.34	19.19	119.13	-60.60	100	200	QP	Open	
3	0.04	55.17	35.76	19.41	115.49	-60.32	100	167	QP	Open	
4	0.06	41.67	22.61	19.06	111.82	-70.15	100	359	QP	Open	
5	0.08	48.90	30.26	18.64	109.47	-60.57	100	167	QP	Open	
6	0.12	41.10	22.81	18.29	105.97	-64.87	100	174	QP	Open	

CH 40 (150kHz ~ 30MHz)

TÜV Rheinland Taiwan Ltd.
No. 458-18, Sec 2, Fenliao., Linkou Dist., New Taipei City 244, Taiwan(R.O.C.)
Tel:+886-2172-1000 Fax:+886-2172-1322

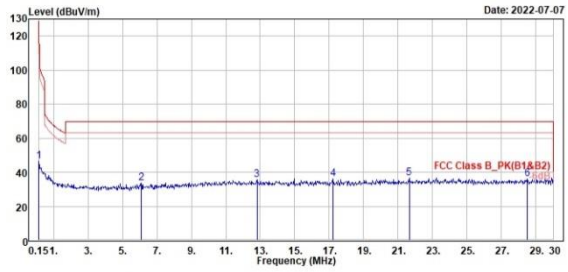

	Freq	Level	Read Level	Factor	Limit Line	Over Limit	APos	TPos	Remark	Pol/Phase	Note
	MHz	dBuV/m	dBuV	dB/m	dBuV/m	dB	cm	deg			
1	0.15	46.39	27.99	18.40	104.08	-57.69	100	291	QP	Open	
2	6.09	33.70	13.88	19.82	69.50	-35.80	100	286	QP	Open	
3	12.81	35.65	13.95	21.70	69.50	-33.85	100	149	QP	Open	
4	17.22	35.85	13.85	22.00	69.50	-33.65	100	304	QP	Open	
5	21.64	36.33	14.06	22.27	69.50	-33.17	100	114	QP	Open	
6	28.51	36.29	13.70	22.59	69.50	-33.21	100	33	QP	Open	

Mains Conducted Emission, (150kHz ~ 30MHz)

Worst Band

(Line)

TÜV Rheinland Taiwan Ltd.
No. 458-18, Sec 2, Fenliao., Linkou Dist., New Taipei City 244, Taiwan(R.O.C.)
Tel:+886-2172-1000 Fax:+886-2172-1322

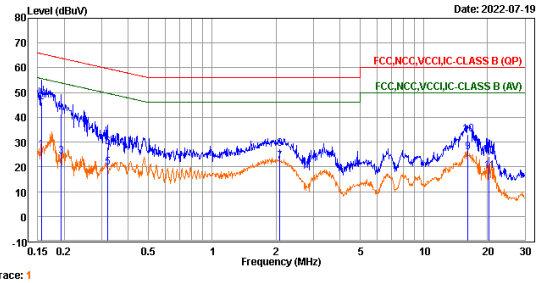

Trace: 1

	Freq	Level	Read Level	Factor	Limit Line	Over Limit	Remark	Pol/Phase	Note
	MHz	dBuV	dBuV	dB	dBuV	dB			
1	0.16	26.95	17.34	9.61	55.67	-28.72	Average	line1	
2	0.16	46.09	36.48	9.61	65.67	-19.58	QP	line1	
3	0.19	24.15	14.54	9.61	53.89	-29.74	Average	line1	
4	0.19	41.43	31.82	9.61	63.89	-22.46	QP	line1	
5	0.32	19.63	10.02	9.61	49.71	-30.08	Average	line1	
6	0.32	28.10	18.49	9.61	59.71	-31.61	QP	line1	
7	2.08	22.11	12.46	9.65	46.00	-23.89	Average	line1	
8	2.08	27.23	17.58	9.65	56.00	-28.77	QP	line1	
9	16.09	25.82	16.09	9.73	50.00	-24.18	Average	line1	
10	16.09	33.29	23.56	9.73	60.00	-26.71	QP	line1	
11	20.34	18.48	8.76	9.72	50.00	-31.52	Average	line1	
12	20.34	24.25	14.53	9.72	60.00	-35.75	QP	line1	

(Neutral)

TÜV Rheinland Taiwan Ltd.
No. 458-18, Sec 2, Fenliao., Linkou Dist., New Taipei City 244, Taiwan(R.O.C.)
Tel:+886-2172-1000 Fax:+886-2172-1322

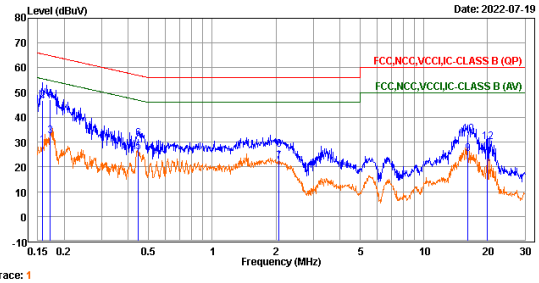

Trace: 1

	Freq	Level	Read Level	Factor	Limit Line	Over Limit	Remark	Pol/Phase	Note
	MHz	dBuV	dBuV	dB	dBuV	dB			
1	0.16	28.68	19.09	9.59	55.59	-26.91	Average	neutral	
2	0.16	46.92	37.33	9.59	65.59	-18.67	QP	neutral	
3	0.17	32.39	22.80	9.59	54.92	-22.53	Average	neutral	
4	0.17	47.16	37.57	9.59	64.92	-17.76	QP	neutral	
5	0.45	25.95	16.35	9.60	46.93	-20.98	Average	neutral	
6	0.45	31.34	21.74	9.60	56.93	-25.59	QP	neutral	
7	2.06	22.04	12.41	9.63	46.00	-23.96	Average	neutral	
8	2.06	27.07	17.44	9.63	56.00	-28.93	QP	neutral	
9	16.09	25.31	15.53	9.78	50.00	-24.69	Average	neutral	
10	16.09	33.07	23.29	9.78	60.00	-26.93	QP	neutral	
11	19.84	24.08	14.28	9.80	50.00	-25.92	Average	neutral	
12	19.84	30.07	20.27	9.80	60.00	-29.93	QP	neutral	

<POE Mode>

Band Edges, 4.5GHz ~ 5.15GHz

U-NII-1

802.11ax HE20_OFDMA

CH 40 (Horizontal) Peak

TÜV Rheinland Taiwan Ltd.
No. 458-18, Sec 2, Fenliao., Linkou Dist., New Taipei City 244, Taiwan(R.O.C.)
Tel:+886-2172-1000 Fax:+886-2172-1322

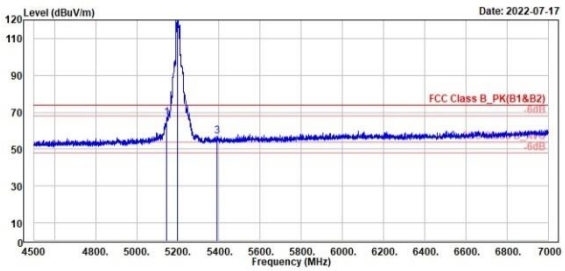

	Freq	Level	Read Level	Factor	Limit Line	Over Limit	APos	TPos	Remark	Pol/Phase	Note
	MHz	dBuV/m	dBuV	dB/m	dBuV/m	dB	cm	deg			
1	5146.50	66.87	24.00	42.87	74.00	-7.13	193	63	Peak	Horizontal	
2 *	5200.00	122.77	79.73	43.04	74.00	48.77	193	63	Peak	Horizontal	
3	5391.00	57.16	14.00	43.16	74.00	-16.84	193	63	Peak	Horizontal	

CH 40 (Vertical) Peak

TÜV Rheinland Taiwan Ltd.
No. 458-18, Sec 2, Fenliao., Linkou Dist., New Taipei City 244, Taiwan(R.O.C.)
Tel:+886-2172-1000 Fax:+886-2172-1322

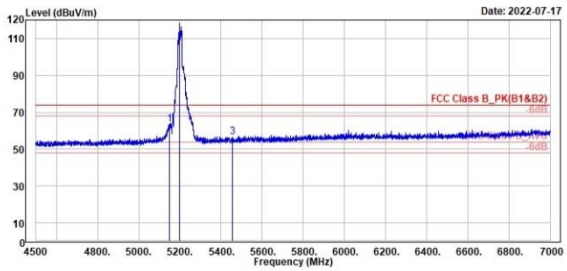

	Freq	Level	Read Level	Factor	Limit Line	Over Limit	APos	TPos	Remark	Pol/Phase	Note
	MHz	dBuV/m	dBuV	dB/m	dBuV/m	dB	cm	deg			
1	5148.50	63.25	20.36	42.89	74.00	-10.75	307	14	Peak	Vertical	
2 *	5200.00	118.07	75.03	43.04	74.00	44.07	307	14	Peak	Vertical	
3	5455.50	56.55	13.29	43.26	74.00	-17.45	307	14	Peak	Vertical	

802.11ax HE20_OFDMA

CH 40 (Horizontal) Average

TÜV Rheinland Taiwan Ltd.
No. 458-18, Sec 2, Fenliao., Linkou Dist., New Taipei City 244, Taiwan(R.O.C.)
Tel:+886-2172-1000 Fax:+886-2172-1322

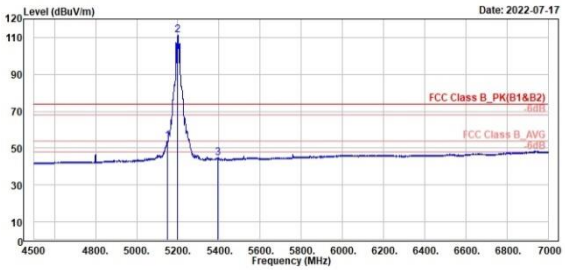

	Freq	Level	Read Level	Factor	Limit Line	Over Limit	APos	TPos	Remark	Pol/Phase	Note
	MHz	dBuV/m	dBuV	dB/m	dBuV/m	dB	cm	deg			
1	5148.00	53.65	10.76	42.89	74.00	-20.35	193	63	Average	Horizontal	
2 *	5200.00	111.18	68.14	43.04	74.00	37.18	193	63	Average	Horizontal	
3	5392.50	44.85	1.68	43.17	74.00	-29.15	193	63	Average	Horizontal	

CH 40 (Vertical) Average

TÜV Rheinland Taiwan Ltd.
No. 458-18, Sec 2, Fenliao., Linkou Dist., New Taipei City 244, Taiwan(R.O.C.)
Tel:+886-2172-1000 Fax:+886-2172-1322

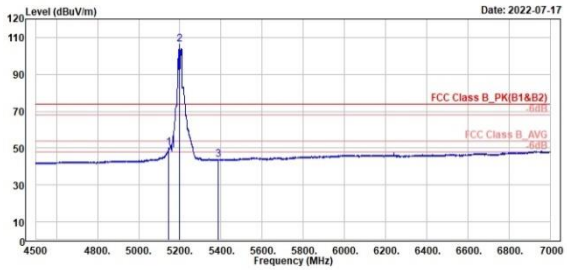

	Freq	Level	Read Level	Factor	Limit Line	Over Limit	APos	TPos	Remark	Pol/Phase	Note
	MHz	dBuV/m	dBuV	dB/m	dBuV/m	dB	cm	deg			
1	5146.00	49.98	7.11	42.87	74.00	-24.02	307	14	Average	Vertical	
2 *	5200.00	106.16	63.12	43.04	74.00	32.16	307	14	Average	Vertical	
3	5388.00	44.03	0.88	43.15	74.00	-29.97	307	14	Average	Vertical	

Spurious Emissions, Tx Mode, 1GHz ~ 40GHz

U-NII-1

802.11ax HE20_OFDMA

CH 40 (Horizontal)

TÜV Rheinland Taiwan Ltd.
No. 458-18, Sec 2, Fenliao., Linkou Dist., New Taipei City 244, Taiwan(R.O.C.)
Tel:+886-2172-1000 Fax:+886-2172-1322

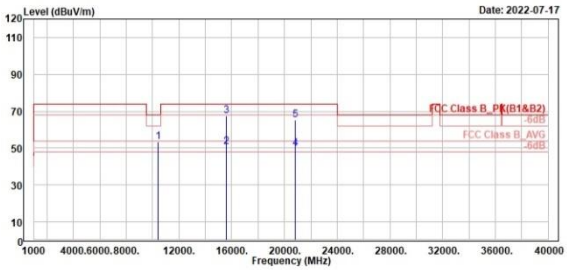

	Freq	Level	Read Level	Factor	Limit Line	Over Limit	APos	TPos	Remark	Pol/Phase	Note
	MHz	dBuV/m	dBuV	dB/m	dBuV/m	dB	cm	deg			
1	10400.00	53.55	56.97	-3.42	68.20	-14.65	300	74	Peak	Horizontal	
2	15600.00	50.63	47.01	3.62	74.00	-23.37	152	52	Average	Horizontal	
3	15600.00	67.57	63.95	3.62	74.00	-6.43	152	52	Peak	Horizontal	
4	20800.00	49.94	49.94	0.00	74.00	-24.06	200	351	Average	Horizontal	
5	20800.00	65.20	65.20	0.00	74.00	-8.80	200	351	Peak	Horizontal	

CH 40 (Vertical)

TÜV Rheinland Taiwan Ltd.
No. 458-18, Sec 2, Fenliao., Linkou Dist., New Taipei City 244, Taiwan(R.O.C.)
Tel:+886-2172-1000 Fax:+886-2172-1322

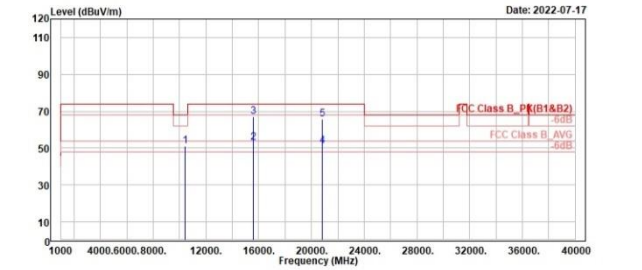

	Freq	Level	Read Level	Factor	Limit Line	Over Limit	APos	TPos	Remark	Pol/Phase	Note
	MHz	dBuV/m	dBuV	dB/m	dBuV/m	dB	cm	deg			
1	10400.00	51.16	54.58	-3.42	68.20	-17.04	156	360	Peak	Vertical	
2	15600.00	53.01	49.39	3.62	74.00	-20.99	234	3	Average	Vertical	
3	15600.00	67.09	63.47	3.62	74.00	-6.91	234	3	Peak	Vertical	
4	20800.00	50.88	50.88	0.00	74.00	-23.12	288	8	Average	Vertical	
5	20800.00	65.92	65.92	0.00	74.00	-8.08	288	8	Peak	Vertical	

Spurious Emissions, Tx Mode, 30MHz ~ 1GHz

U-NII-1

802.11ax HE20_OFDMA

CH 40 (Horizontal)

TÜV Rheinland Taiwan Ltd.
No. 458-18, Sec 2, Fenliao., Linkou Dist., New Taipei City 244, Taiwan(R.O.C.)
Tel:+886-2172-1000 Fax:+886-2172-1322

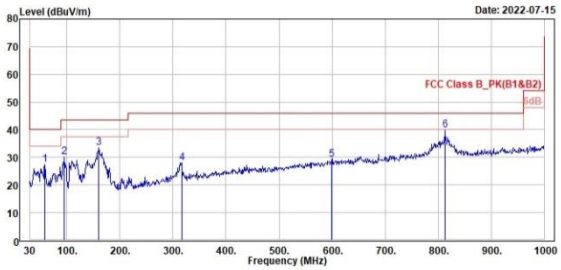

	Freq	Level	Read Level	Factor	Limit Line	Over Limit	APos	TPos	Remark	Pol/Phase	Note
	MHz	dBuV/m	dBuV	dB/m	dBuV/m	dB	cm	deg			
1	58.13	27.28	34.16	-6.88	40.00	-12.72	400	99	QP	Horizontal	
2	94.99	30.03	42.43	-12.40	43.50	-13.47	300	79	QP	Horizontal	
3	159.98	33.34	39.30	-5.96	43.50	-10.16	100	218	QP	Horizontal	
4	316.15	28.11	32.67	-4.56	46.00	-17.89	100	128	QP	Horizontal	
5	599.39	29.11	28.92	0.19	46.00	-16.89	100	20	QP	Horizontal	
6	812.79	39.94	36.79	3.15	46.00	-6.06	100	360	QP	Horizontal	

CH 40 (Vertical)

TÜV Rheinland Taiwan Ltd.
No. 458-18, Sec 2, Fenliao., Linkou Dist., New Taipei City 244, Taiwan(R.O.C.)
Tel:+886-2172-1000 Fax:+886-2172-1322

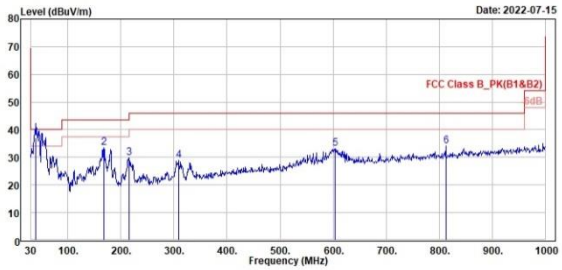

	Freq	Level	Read Level	Factor	Limit Line	Over Limit	APos	TPos	Remark	Pol/Phase	Note
	MHz	dBuV/m	dBuV	dB/m	dBuV/m	dB	cm	deg			
1 !	39.70	37.14	43.50	-6.36	40.00	-2.86	100	108	QP	Vertical	
2	167.74	33.43	39.42	-5.99	43.50	-10.07	100	107	QP	Vertical	
3	215.27	29.72	37.86	-8.14	43.50	-13.78	100	61	QP	Vertical	
4	308.39	28.87	33.56	-4.69	46.00	-17.13	100	108	QP	Vertical	
5	604.24	33.11	32.90	0.21	46.00	-12.89	100	31	QP	Vertical	
6	812.79	34.18	31.03	3.15	46.00	-11.82	114	360	QP	Vertical	

Spurious Emissions, Tx Mode, 9kHz ~ 30MHz

U-NII-1

802.11ax HE20_OFDMA

CH 40 (9kHz ~ 150kHz)

TÜV Rheinland Taiwan Ltd.
No. 458-18, Sec 2, Fenliao., Linkou Dist., New Taipei City 244, Taiwan(R.O.C.)
Tel:+886-2172-1000 Fax:+886-2172-1322

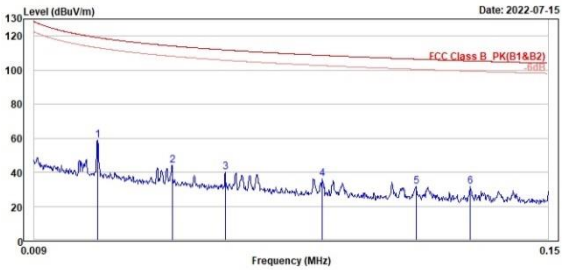

	Freq	Level	Read Level	Factor	Limit Line	Over Limit	APos	TPos	Remark	Pol/Phase	Note
	MHz	dBuV/m	dBuV	dB/m	dBuV/m	dB	cm	deg			
1	0.03	58.95	39.76	19.19	119.13	-60.18	100	216	QP	Open	
2	0.05	43.82	24.48	19.34	114.16	-70.34	100	260	QP	Open	
3	0.06	40.12	21.06	19.06	111.82	-71.70	100	276	QP	Open	
4	0.09	35.93	17.46	18.47	108.70	-72.77	100	94	QP	Open	
5	0.11	31.47	13.20	18.27	106.48	-75.01	100	296	QP	Open	
6	0.13	31.51	13.19	18.32	105.41	-73.90	100	276	QP	Open	

CH 40 (150kHz ~ 30MHz)

TÜV Rheinland Taiwan Ltd.
No. 458-18, Sec 2, Fenliao., Linkou Dist., New Taipei City 244, Taiwan(R.O.C.)
Tel:+886-2172-1000 Fax:+886-2172-1322

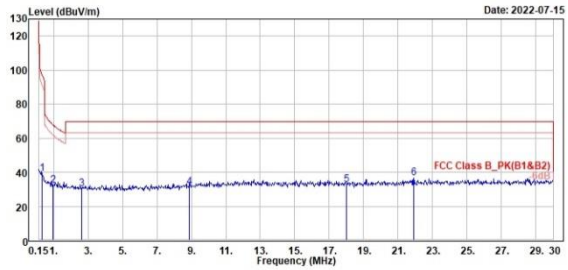

	Freq	Level	Read Level	Factor	Limit Line	Over Limit	APos	TPos	Remark	Pol/Phase	Note
	MHz	dBuV/m	dBuV	dB/m	dBuV/m	dB	cm	deg			
1	0.33	39.10	20.16	18.94	97.26	-58.16	100	171	QP	Open	
2	0.96	32.12	12.88	19.24	67.85	-35.73	100	268	QP	Open	
3	2.63	30.18	10.70	19.48	69.50	-39.32	100	81	QP	Open	
4	8.87	31.03	10.07	20.96	69.50	-38.47	100	93	QP	Open	
5	18.00	32.41	10.35	22.06	69.50	-37.09	100	202	QP	Open	
6	21.91	36.78	14.49	22.29	69.50	-32.72	100	337	QP	Open	

Mains Conducted Emission, (150kHz ~ 30MHz)

Worst Band

(Line)

TÜV Rheinland Taiwan Ltd.
No. 458-18, Sec 2, Fenliao, Linkou Dist., New Taipei City 244, Taiwan(R.O.C.)
Tel:+886-2172-1000 Fax:+886-2172-1322

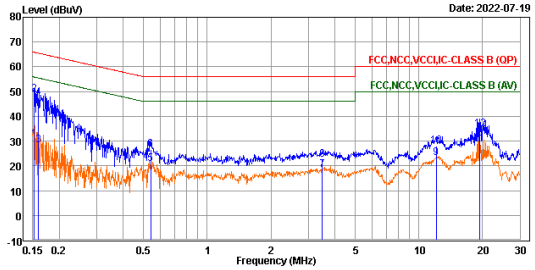

Trace: 1

	Freq	Level	Read Level	Factor	Limit Line	Over Limit	Remark	Pol/Phase	Note
	MHz	dBuV	dBuV	dB	dBuV	dB			
1	0.15	30.68	21.07	9.61	55.92	-25.24	Average	line1	
2	0.15	49.00	39.39	9.61	65.92	-16.92	QP	line1	
3	0.16	28.40	18.79	9.61	55.50	-27.10	Average	line1	
4	0.16	47.61	38.00	9.61	65.50	-17.89	QP	line1	
5	0.54	20.76	11.14	9.62	46.00	-25.24	Average	line1	
6	0.54	26.62	17.00	9.62	56.00	-29.38	QP	line1	
7	3.50	18.30	8.63	9.67	46.00	-27.70	Average	line1	
8	3.50	22.54	12.87	9.67	56.00	-33.46	QP	line1	
9	12.05	23.19	13.46	9.73	50.00	-26.81	Average	line1	
10	12.05	27.84	18.11	9.73	60.00	-32.16	QP	line1	
11	19.35	28.88	19.16	9.72	50.00	-21.12	Average	line1	
12	19.35	34.92	25.20	9.72	60.00	-25.08	QP	line1	

(Neutral)

TÜV Rheinland Taiwan Ltd.
No. 458-18, Sec 2, Fenliao, Linkou Dist., New Taipei City 244, Taiwan(R.O.C.)
Tel:+886-2172-1000 Fax:+886-2172-1322

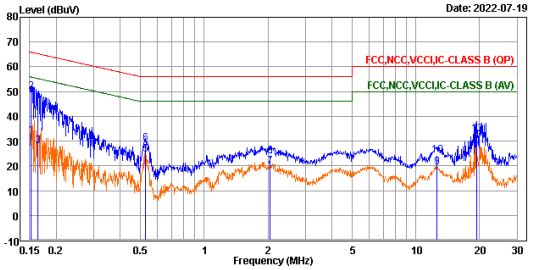

Trace: 1

	Freq	Level	Read Level	Factor	Limit Line	Over Limit	Remark	Pol/Phase	Note
	MHz	dBuV	dBuV	dB	dBuV	dB			
1	0.15	32.23	22.64	9.59	55.88	-23.65	Average	neutral	
2	0.15	49.75	40.16	9.59	65.88	-16.13	QP	neutral	
3	0.16	28.00	18.41	9.59	55.25	-27.25	Average	neutral	
4	0.16	46.11	36.52	9.59	65.25	-19.14	QP	neutral	
5	0.53	24.62	15.02	9.60	46.00	-21.38	Average	neutral	
6	0.53	29.12	19.52	9.60	56.00	-26.88	QP	neutral	
7	2.04	19.74	10.11	9.63	46.00	-26.26	Average	neutral	
8	2.04	23.77	14.14	9.63	56.00	-32.23	QP	neutral	
9	12.60	19.56	9.79	9.77	50.00	-30.44	Average	neutral	
10	12.60	24.35	14.58	9.77	60.00	-35.65	QP	neutral	
11	19.35	25.83	16.03	9.80	50.00	-24.17	Average	neutral	
12	19.35	32.94	23.14	9.80	60.00	-27.06	QP	neutral	