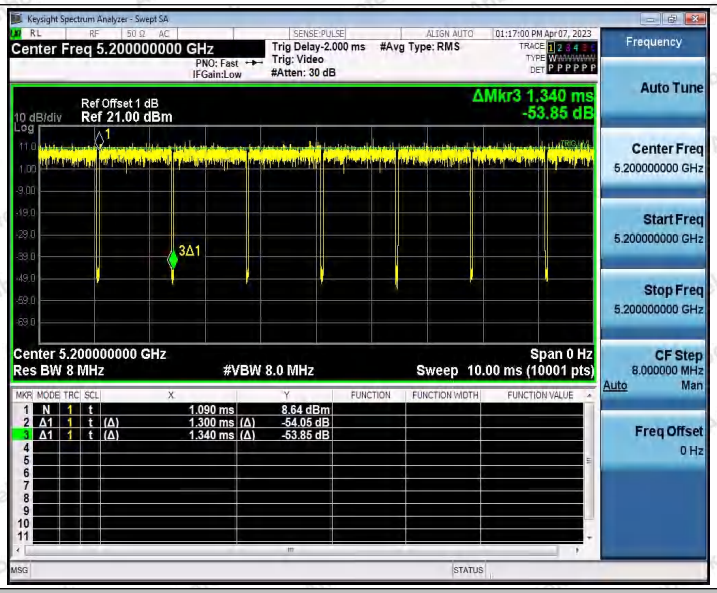

11N20SISO_Ant1_5240

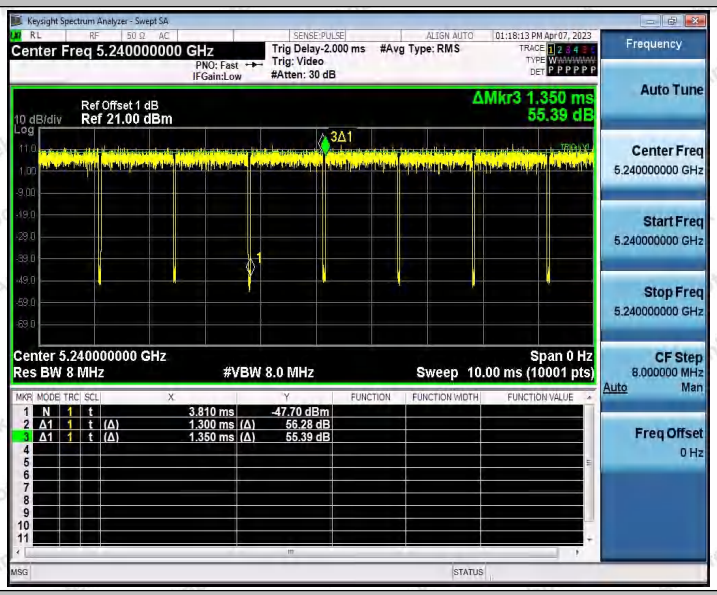

11N20SISO_Ant1_5745

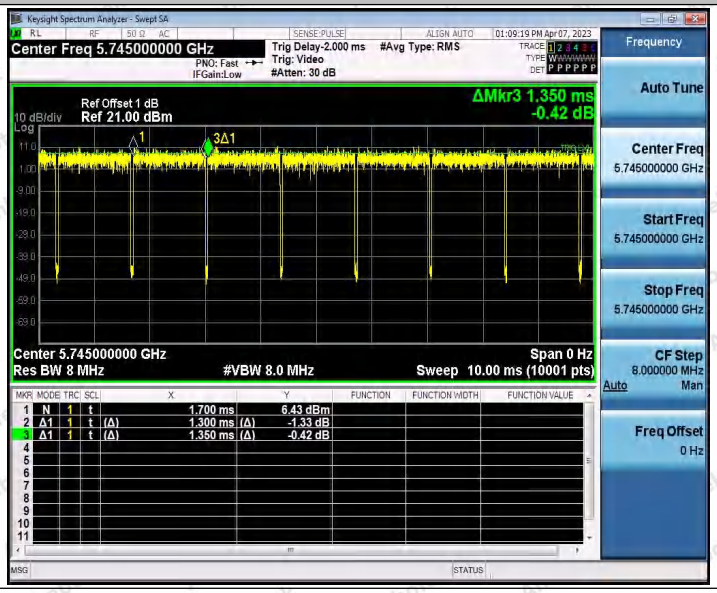

11N20SISO_Ant1_5785

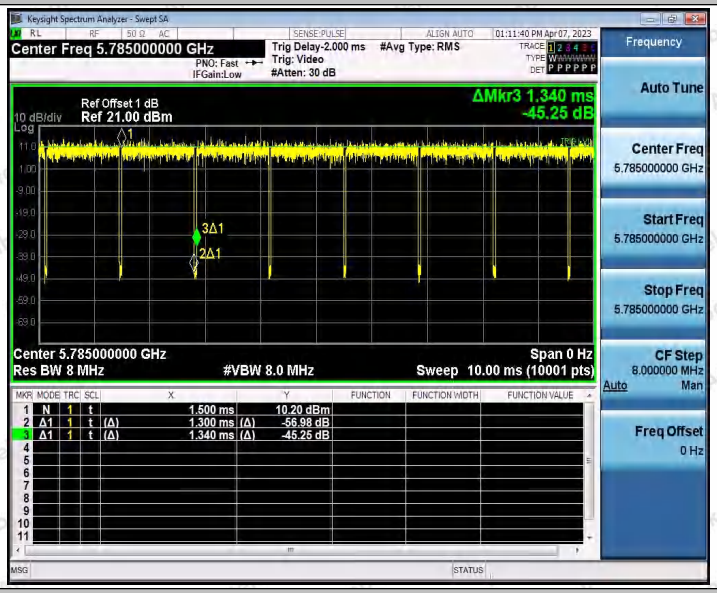

11N20SISO_Ant1_5825

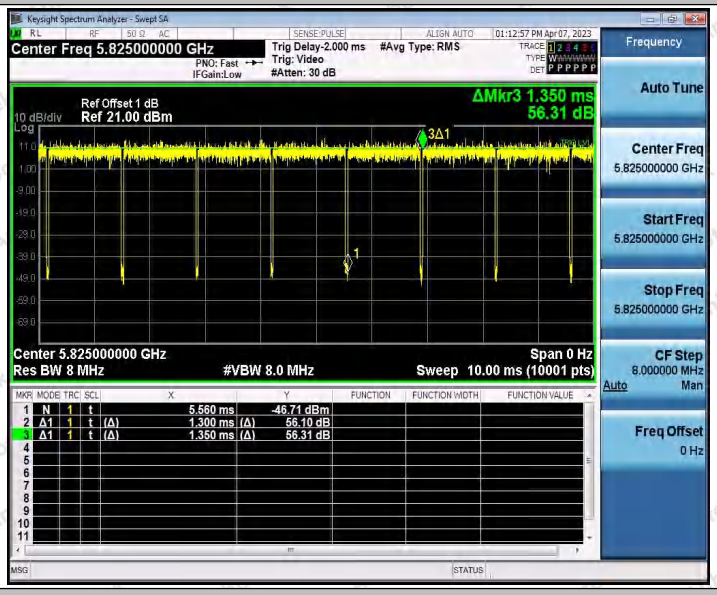

11N40SISO_Ant1_5190

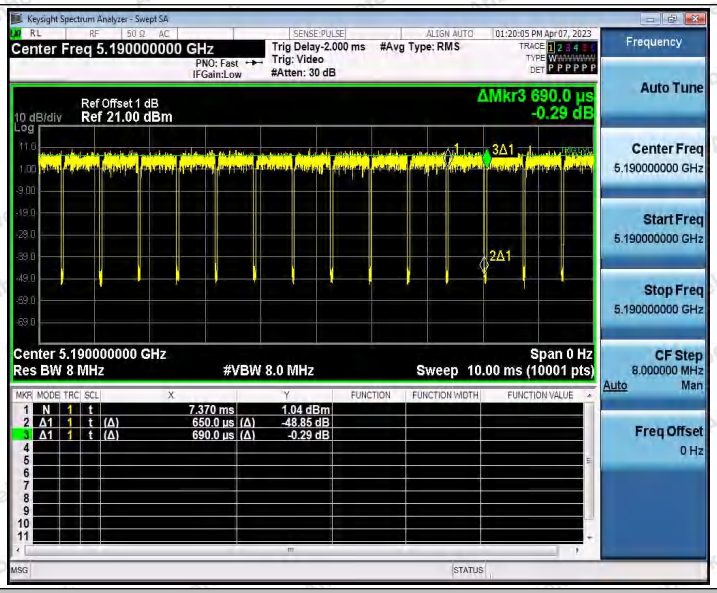

11N40SISO_Ant1_5230

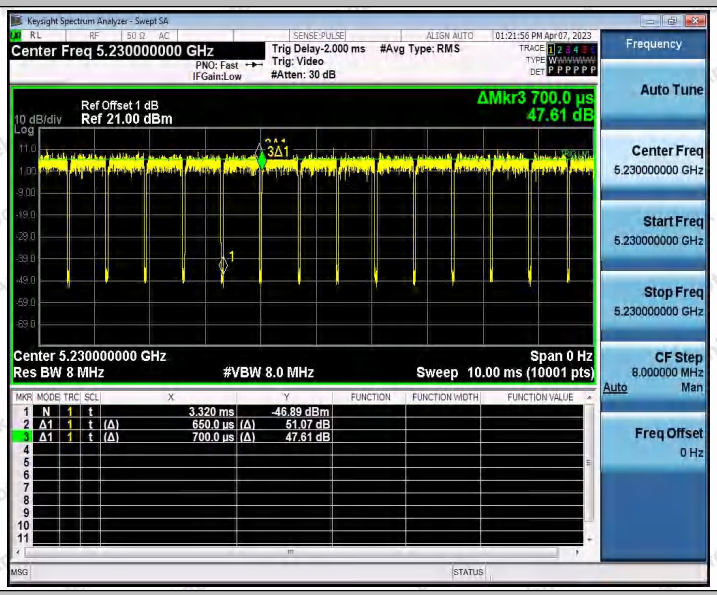

11N40SISO_Ant1_5755

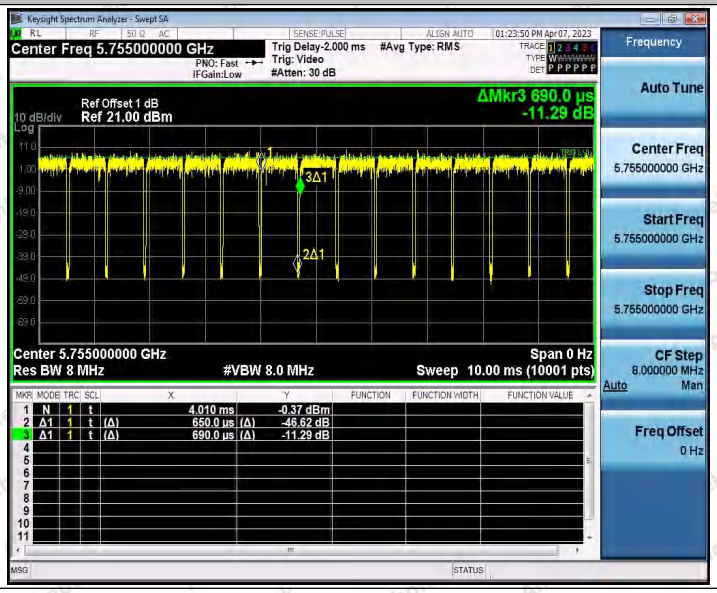

11N40SISO_Ant1_5795

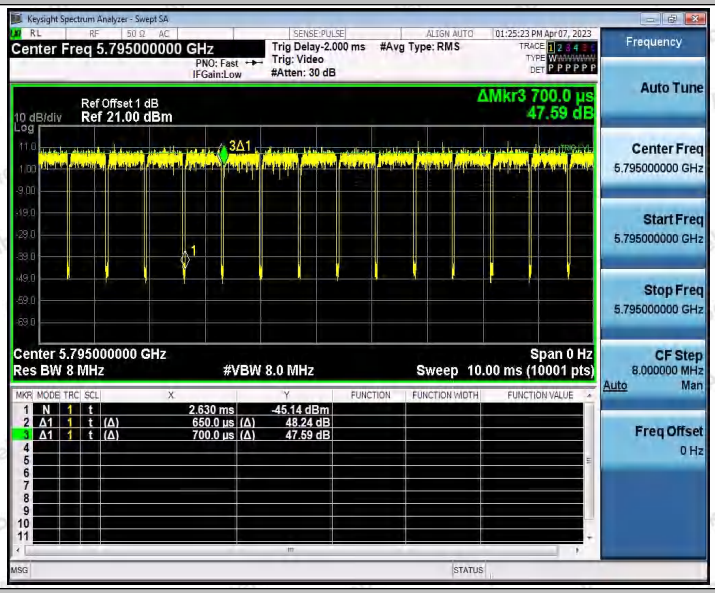

11AC20SISO_Ant1_5180

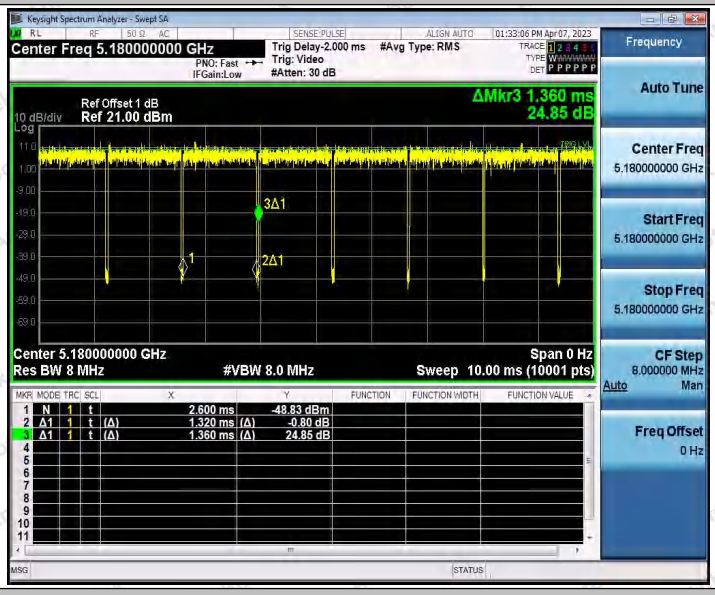

11AC20SISO_Ant1_5200

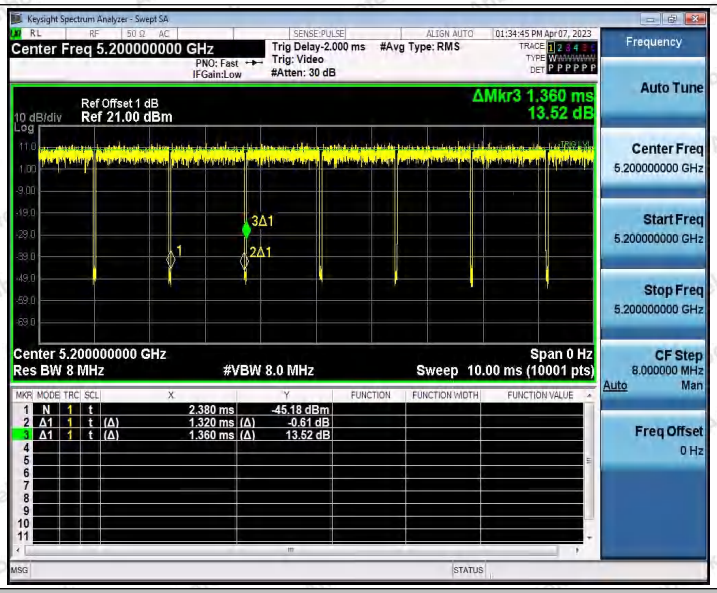

11AC20SISO_Ant1_5240

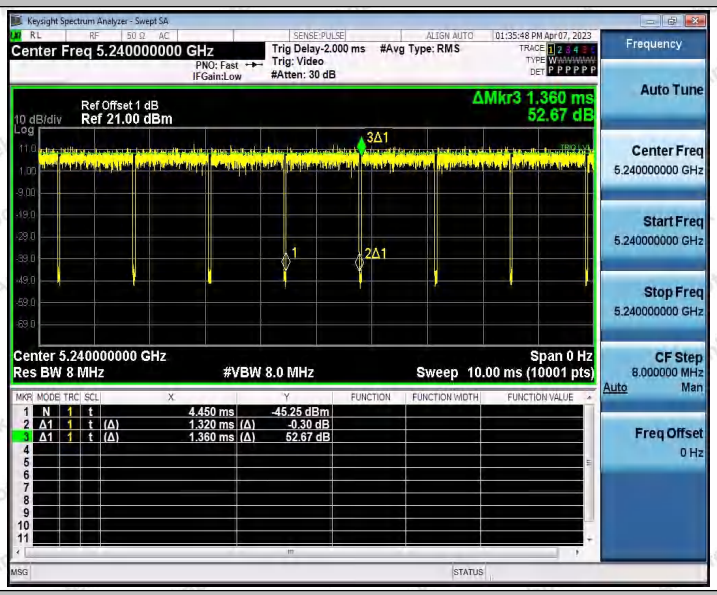

11AC20SISO_Ant1_5745

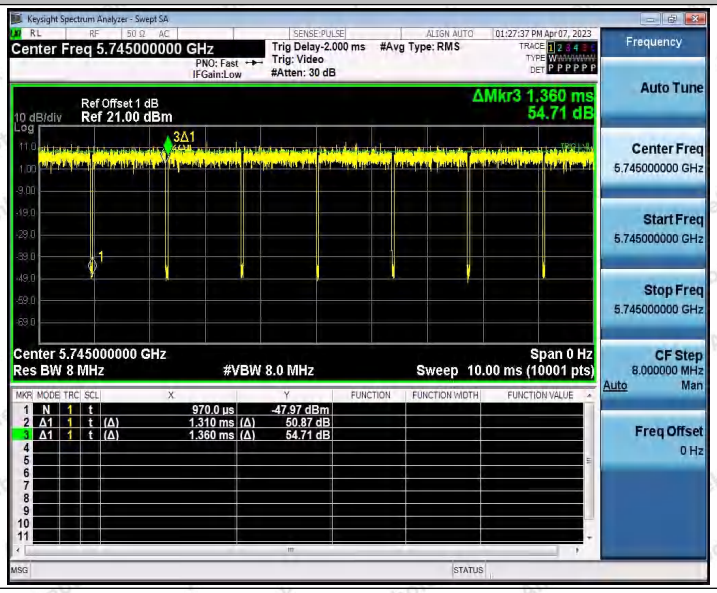

11AC20SISO_Ant1_5785

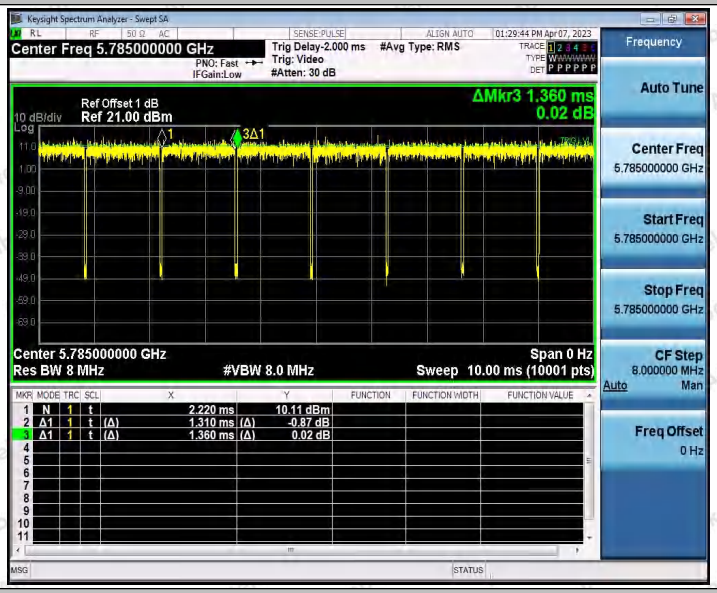

11AC20SISO_Ant1_5825

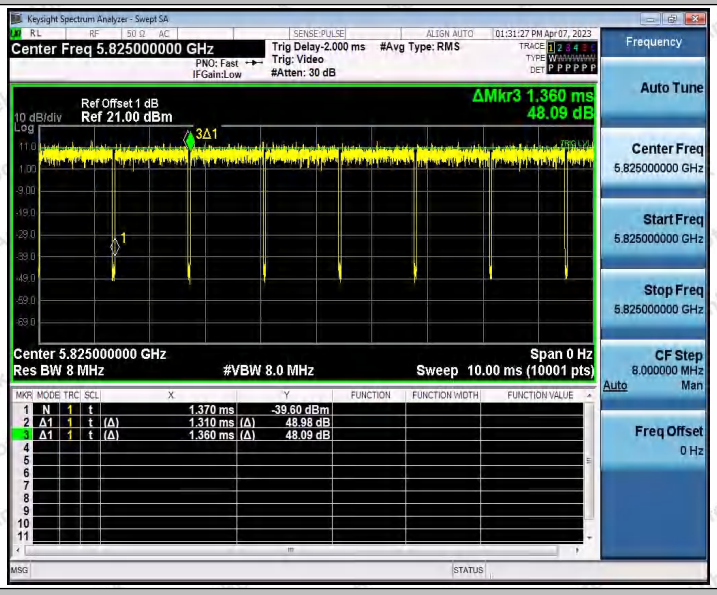

11AC40SISO_Ant1_5190

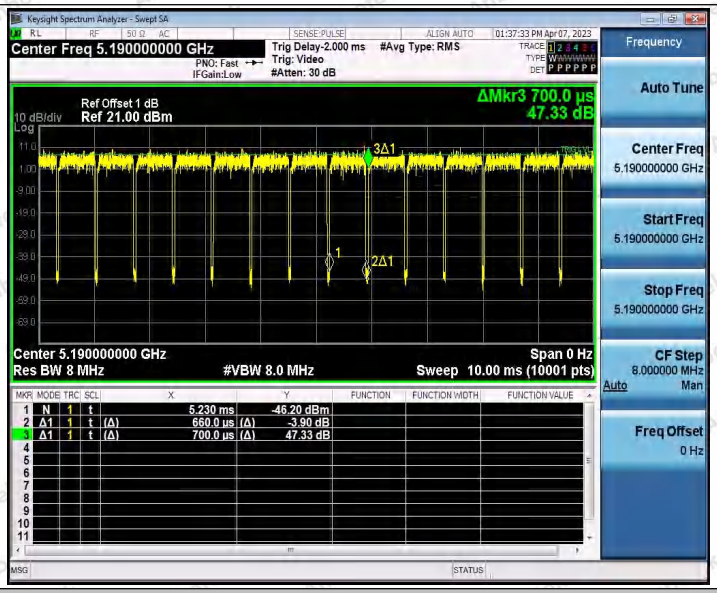

11AC40SISO_Ant1_5230

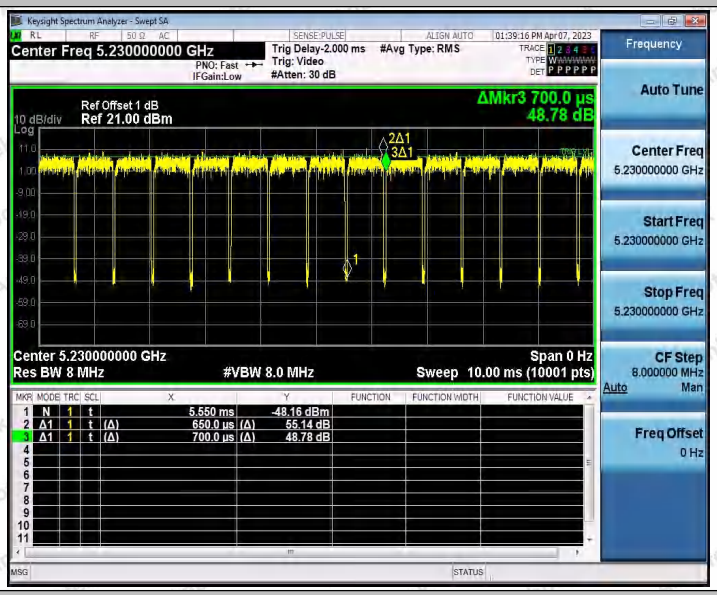

11AC40SISO_Ant1_5755

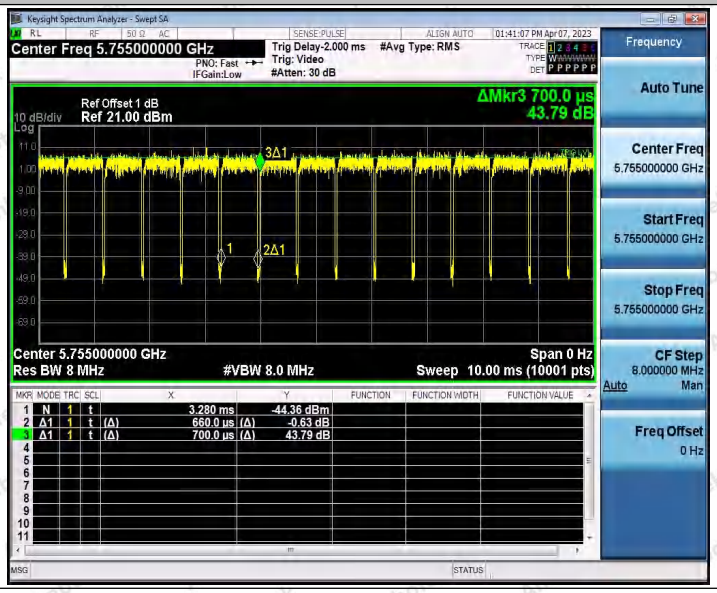

11AC40SISO_Ant1_5795

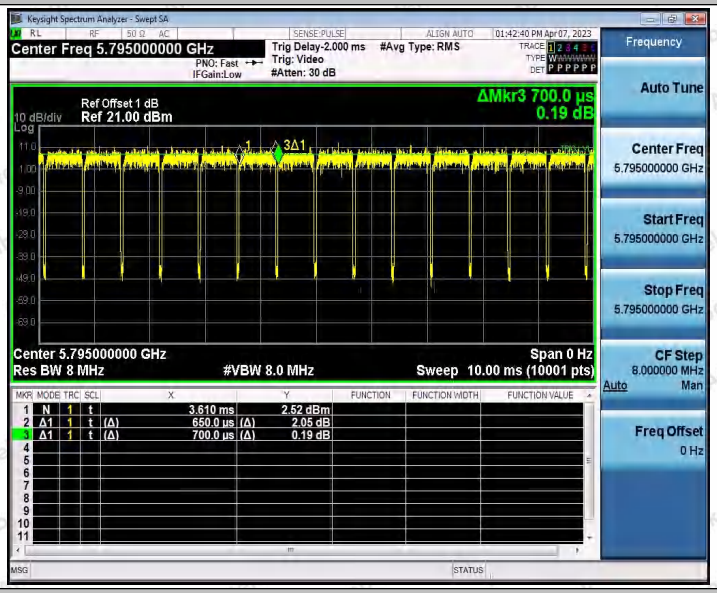

11AC80SISO_Ant1_5210

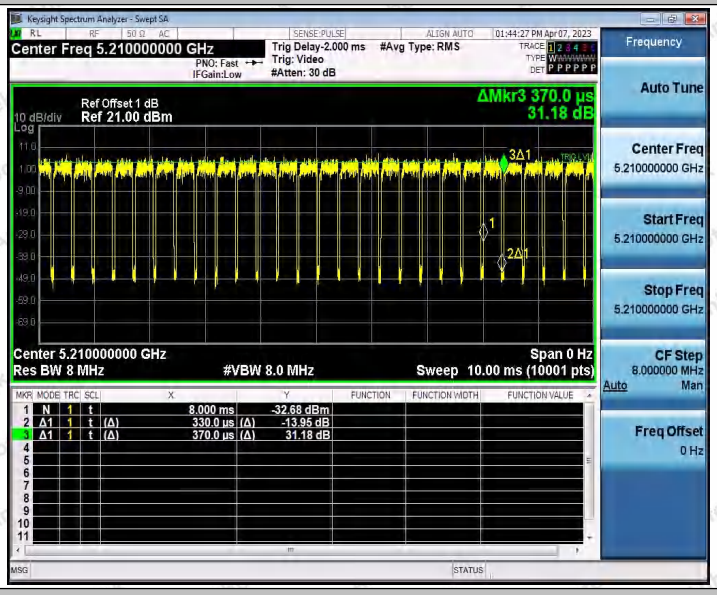

11AC80SISO_Ant1_5775

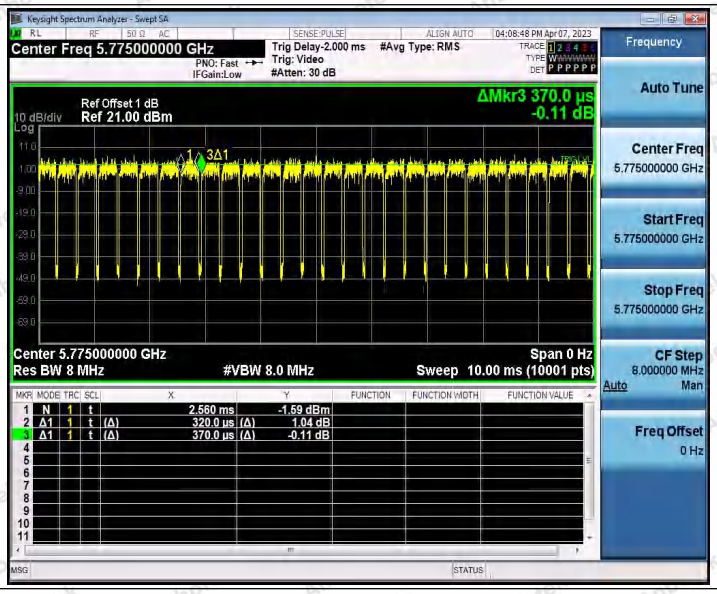
Keysight Spectrum Analyzer - Swept SA
Center Freq 5.775000000 GHz
Trig Delay-2.000 ms
Trig: Video
#Atten: 30 dB
#Avg Type: RMS
Ref Offset 1 dB
10 dB/div Ref 21.00 dBm
ΔMkr3 370.0 µs
-0.11 dB
Center 5.775000000 GHz
Res BW 8 MHz
#VBW 8.0 MHz
Span 0 Hz
Sweep 10.00 ms (10001 pts)
Frequency
Auto Tune
Center Freq
5.775000000 GHz
Start Freq
5.775000000 GHz
Stop Freq
5.775000000 GHz
CF Step
8.000000 MHz
Auto Man
Freq Offset
0 Hz
1 N 1 t 2.560 ms -1.59 dBm
2 Δ1 1 t (Δ) 320.0 µs (Δ) 1.04 dB
3 Δ1 1 t (Δ) 370.0 µs (Δ) -0.11 dB

Appendix C: Maximum conducted output power

Test Result Channel Power

Test Mode	Antenna	Frequency [MHz]	Set Power	Channel Power [dBm]	Duty Cycle [%]	DC Factor [dBm]	Result [dBm]	Limit [dBm]
11A	Ant1	5180	---	11.59	96.53	0.15	11.74	≤23.98
		5200	---	11.59	96.53	0.15	11.74	≤23.98
		5240	---	10.19	97.22	0.12	10.31	≤23.98
		5745	---	9.34	96.53	0.15	9.49	≤30.00
		5785	---	10.72	97.22	0.12	10.84	≤30.00
		5825	---	10.25	96.53	0.15	10.4	≤30.00
11N20SISO	Ant1	5180	---	11.01	97.01	0.13	11.14	≤23.98
		5200	---	10.85	97.01	0.13	10.98	≤23.98
		5240	---	9.87	96.3	0.16	10.03	≤23.98
		5745	---	10.64	96.3	0.16	10.8	≤30.00
		5785	---	12.56	97.01	0.13	**12.69**	≤30.00
		5825	---	12.11	96.3	0.16	12.27	≤30.00
11N40SISO	Ant1	5190	---	11.59	94.2	0.26	11.85	≤23.98
		5230	---	10.39	92.86	0.32	10.71	≤23.98
		5755	---	10.15	94.2	0.26	10.41	≤30.00
		5795	---	11.91	92.86	0.32	12.23	≤30.00
11AC20SISO	Ant1	5180	---	11.08	97.06	0.13	11.21	≤23.98
		5200	---	10.83	97.06	0.13	10.96	≤23.98
		5240	---	9.85	97.06	0.13	9.98	≤23.98
		5745	---	10.7	96.32	0.16	10.86	≤30.00
		5785	---	11.54	96.32	0.16	11.7	≤30.00
		5825	---	11.06	96.32	0.16	11.22	≤30.00
11AC40SISO	Ant1	5190	---	11.55	94.29	0.26	11.81	≤23.98
		5230	---	10.4	92.86	0.32	10.72	≤23.98
		5755	---	10.1	94.29	0.26	10.36	≤30.00
		5795	---	11.89	92.86	0.32	12.21	≤30.00
11AC80SISO	Ant1	5210	---	10.47	89.19	0.5	10.97	≤23.98
		5775	---	10.68	86.49	0.63	11.31	≤30.00

Note: The Duty Cycle Factor is compensated in the graph.

Appendix D: Maximum power spectral density

Test Result B1

Test Mode	Antenna	Frequency[MHz]	Result [dBm/MHz]	Limit[dBm/MHz]	Verdict
11A	Ant1	5180	-3.27	≤11.00	PASS
		5200	-3.34	≤11.00	PASS
		5240	-5.12	≤11.00	PASS
11N20SISO	Ant1	5180	-4.13	≤11.00	PASS
		5200	-4.27	≤11.00	PASS
		5240	-5.18	≤11.00	PASS
11N40SISO	Ant1	5190	-6.43	≤11.00	PASS
		5230	-7.76	≤11.00	PASS
11AC20SISO	Ant1	5180	-4.09	≤11.00	PASS
		5200	-4.34	≤11.00	PASS
		5240	-5.33	≤11.00	PASS
11AC40SISO	Ant1	5190	-6.48	≤11.00	PASS
		5230	-7.76	≤11.00	PASS
11AC80SISO	Ant1	5210	-10.48	≤11.00	PASS

Note：1.The Duty Cycle Factor and RBW Factor is compensated in the graph.

Test Result B4

TestMode	Antenna	Frequency[MHz]	Result [dBm/500KHz]	Limit[dBm/500KHz]	Verdict
11A	Ant1	5745	-8.39	≤30.00	PASS
		5785	-6.83	≤30.00	PASS
		5825	-7.56	≤30.00	PASS
11N20SISO	Ant1	5745	-7.29	≤30.00	PASS
		5785	-5.31	≤30.00	PASS
		5825	-5.74	≤30.00	PASS
11N40SISO	Ant1	5755	-11.15	≤30.00	PASS
		5795	-8.96	≤30.00	PASS
11AC20SISO	Ant1	5745	-7.28	≤30.00	PASS
		5785	-6.41	≤30.00	PASS
		5825	-6.88	≤30.00	PASS
11AC40SISO	Ant1	5755	-11.18	≤30.00	PASS
		5795	-8.68	≤30.00	PASS
11AC80SISO	Ant1	5775	-13.21	≤30.00	PASS

Note：1.The Duty Cycle Factor and RBW Factor is compensated in the graph.

Test Graphs B1

11A_Ant1_5180

11A_Ant1_5200

11A_Ant1_5240

11N20SISO_Ant1_5180

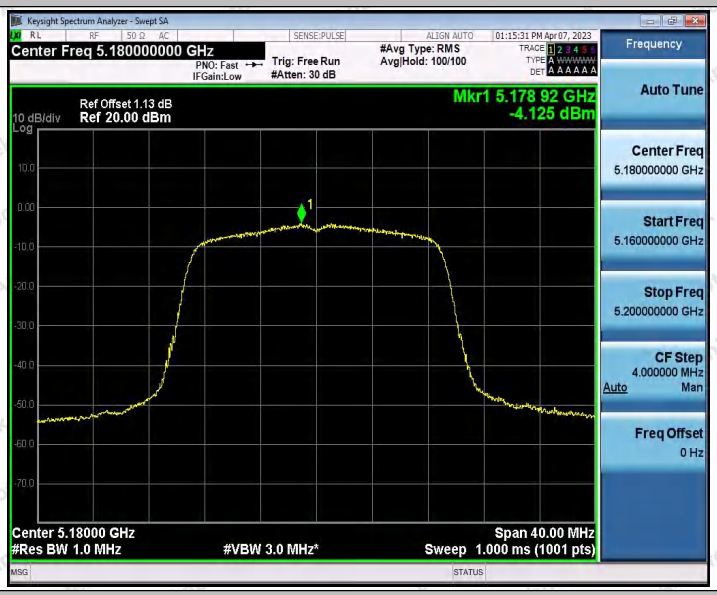

11N20SISO_Ant1_5200

11N20SISO_Ant1_5240

11N40SISO_Ant1_5190

11N40SISO_Ant1_5230

11AC20SISO_Ant1_5180

11AC20SISO_Ant1_5200

11AC20SISO_Ant1_5240

11AC40SISO_Ant1_5190

11AC40SISO_Ant1_5230

11AC80SISO_Ant1_5210

Test Graphs B4

11A_Ant1_5745

11A_Ant1_5785

11A_Ant1_5825

11N20SISO_Ant1_5745

11N20SISO_Ant1_5785

11N20SISO_Ant1_5825

11N40SISO_Ant1_5755

11N40SISO_Ant1_5795

11AC20SISO_Ant1_5745

11AC20SISO_Ant1_5785

11AC20SISO_Ant1_5825

11AC40SISO_Ant1_5755

11AC40SISO_Ant1_5795

11AC80SISO_Ant1_5775

Appendix E: Band edge measurements

Test Result B1

Test Mode	Antenna	Ch Name	Frequency[MHz]	Result[dBm]	Limit[dBm]	Verdict
11A	Ant1	Low	5180	-54.58	≤-27	PASS
		High	5240	-56.87	≤-27	PASS
11N20SISO	Ant1	Low	5180	-53.64	≤-27	PASS
		High	5240	-57.2	≤-27	PASS
11N40SISO	Ant1	Low	5190	-50.4	≤-27	PASS
		High	5230	-56.38	≤-27	PASS
11AC20SISO	Ant1	Low	5180	-53.48	≤-27	PASS
		High	5240	-57.55	≤-27	PASS
11AC40SISO	Ant1	Low	5190	-52.83	≤-27	PASS
		High	5230	-56.89	≤-27	PASS
11AC80SISO	Ant1	Low	5210	-52.51	≤-27	PASS
		High	5210	-57.46	≤-27	PASS

Test Result B4

TestMode	Antenna	Ch Name	Frequency [MHz]	FreqRange [MHz]	Result [dBm]	Limit [dBm]	Verdict
11A	Ant1	Low	5745	5650~5700	-55.08	≤6.32	PASS
				5700~5720	-52.75	≤15.43	PASS
				5720~5725	-51.61	≤20.80	PASS
				5760~5650	-57.73	≤-27	PASS
		High	5825	5850~5855	-56.23	≤17.95	PASS
				5855~5875	-55.79	≤14.29	PASS
				5875~5925	-56.16	≤-6.28	PASS
				5925~5935	-57.65	≤-27	PASS
11N20SISO	Ant1	Low	5745	5650~5700	-54.13	≤9.98	PASS
				5700~5720	-50.33	≤15.43	PASS
				5720~5725	-47.94	≤26.83	PASS
				5760~5650	-57.71	≤-27	PASS
		High	5825	5850~5855	-53.55	≤18.87	PASS
				5855~5875	-54.42	≤10.02	PASS
				5875~5925	-55.11	≤-20.26	PASS
				5925~5935	-57.11	≤-27	PASS
11N40SISO	Ant1	Low	5755	5650~5700	-54.93	≤9.06	PASS
				5700~5720	-48.02	≤15.50	PASS
				5720~5725	-47.62	≤21.58	PASS
				5780~5650	-57.13	≤-27	PASS
		High	5795	5850~5855	-54.75	≤18.67	PASS

				5855~5875	-55.39	≤15.58	PASS
				5875~5925	-54.51	≤-26.80	PASS
				5925~5935	-56.83	≤-27	PASS
11AC20S ISO	Ant1	Low	5745	5650~5700	-54.53	≤7.00	PASS
				5700~5720	-51.06	≤14.82	PASS
				5720~5725	-48.58	≤24.99	PASS
				5760~5650	-57.95	≤-27	PASS
		High	5825	5850~5855	-54.73	≤16.41	PASS
				5855~5875	-55.03	≤10.02	PASS
				5875~5925	-55.25	≤-26.96	PASS
				5925~5935	-57.39	≤-27	PASS
11AC40S ISO	Ant1	Low	5755	5650~5700	-53.97	≤0.77	PASS
				5700~5720	-52.87	≤15.54	PASS
				5720~5725	-51.47	≤23.43	PASS
				5780~5650	-57.51	≤-27	PASS
		High	5795	5850~5855	-55.92	≤19.80	PASS
				5855~5875	-53.99	≤12.12	PASS
				5875~5925	-55.28	≤-0.92	PASS
				5925~5935	-56.8	≤-27	PASS
11AC80S ISO	Ant1	Low	5775	5650~5700	-51.49	≤9.33	PASS
				5700~5720	-51.2	≤13.26	PASS
				5720~5725	-53.14	≤20.59	PASS
				5800~5650	-57.5	≤-27	PASS
		High	5775	5850~5855	-53.45	≤19.17	PASS
				5855~5875	-53.58	≤10.59	PASS
				5875~5925	-55.25	≤-26.27	PASS
				5925~5935	-57.6	≤-27	PASS

Test Graphs B1

11A_Ant1_Low_5180

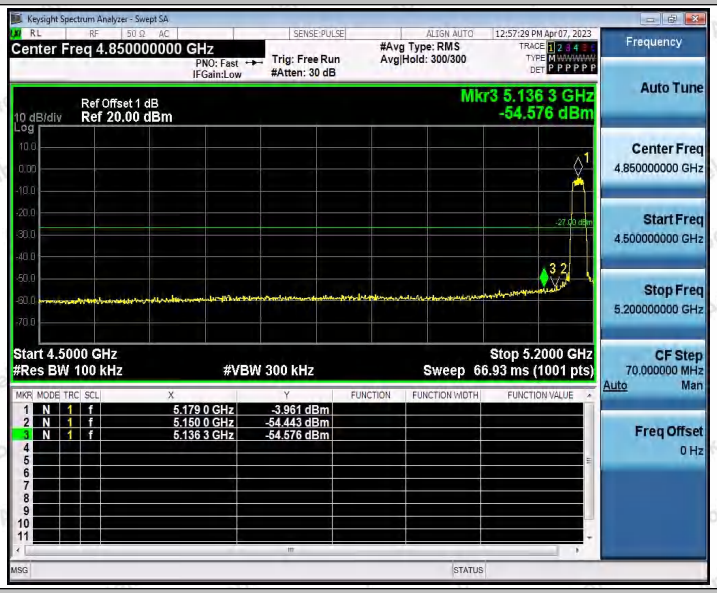

11A_Ant1_High_5240

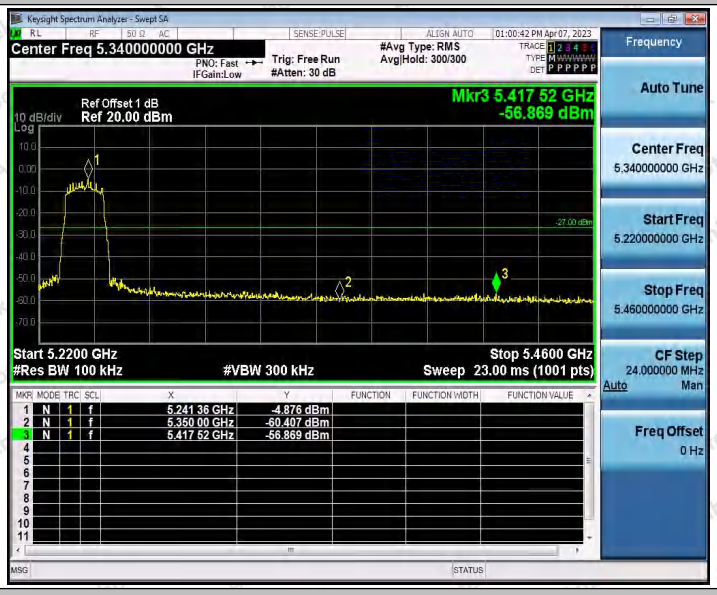

11N20SISO_Ant1_Low_5180

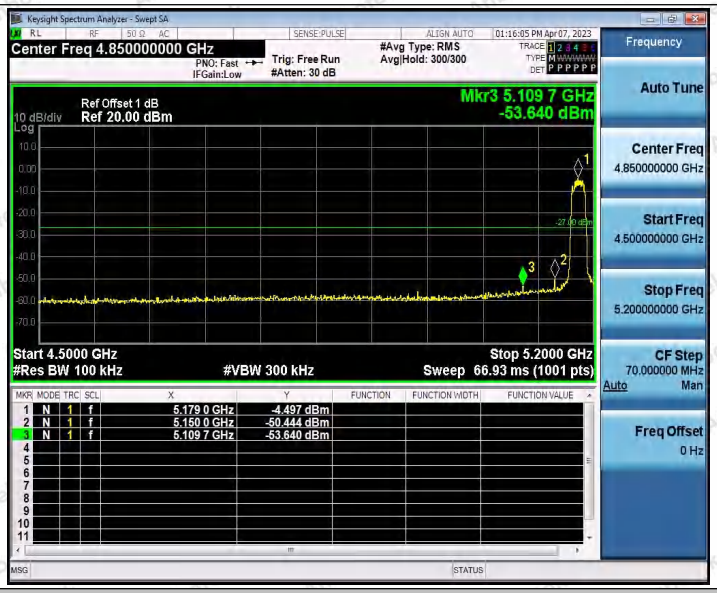

11N20SISO_Ant1_High_5240

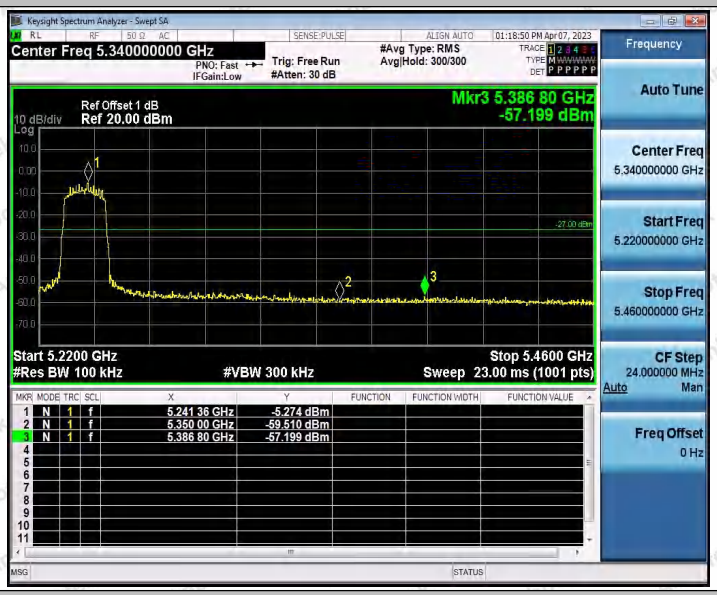

11N40SISO_Ant1_Low_5190

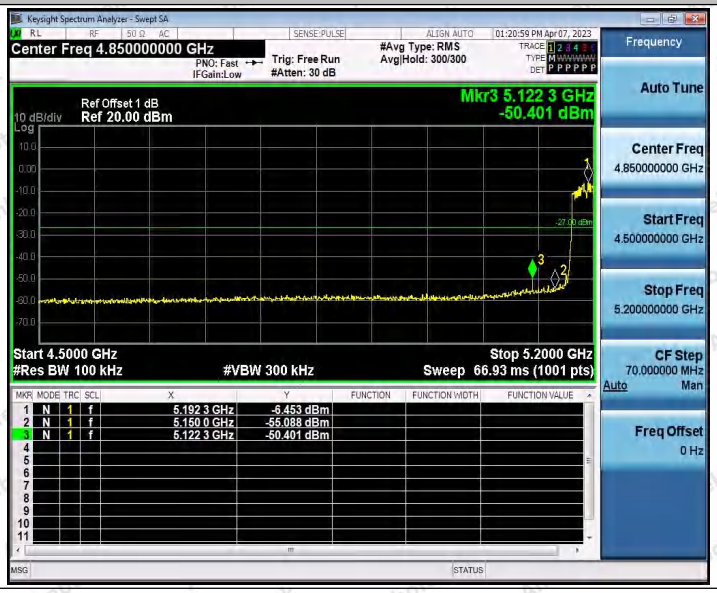

11N40SISO_Ant1_High_5230

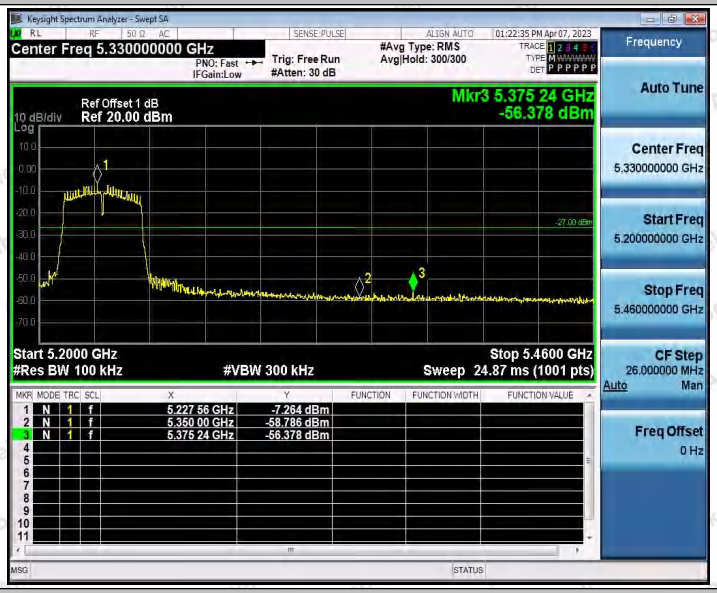

11AC20SISO_Ant1_Low_5180

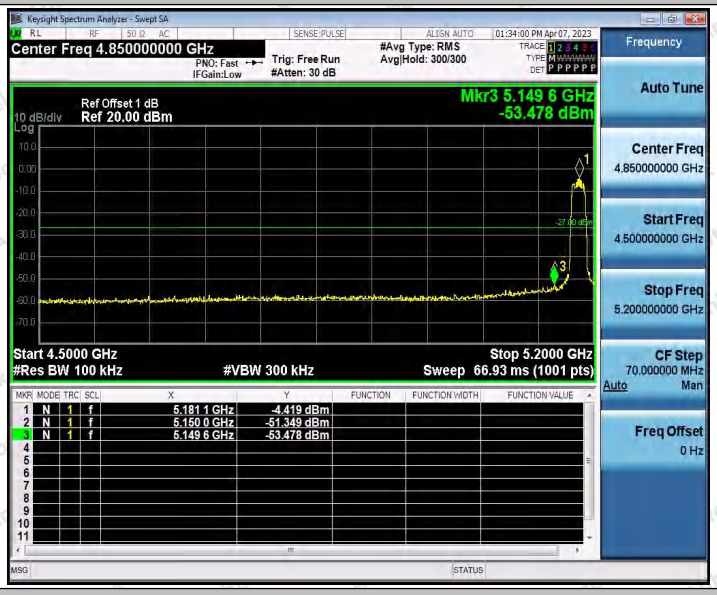

11AC20SISO_Ant1_High_5240

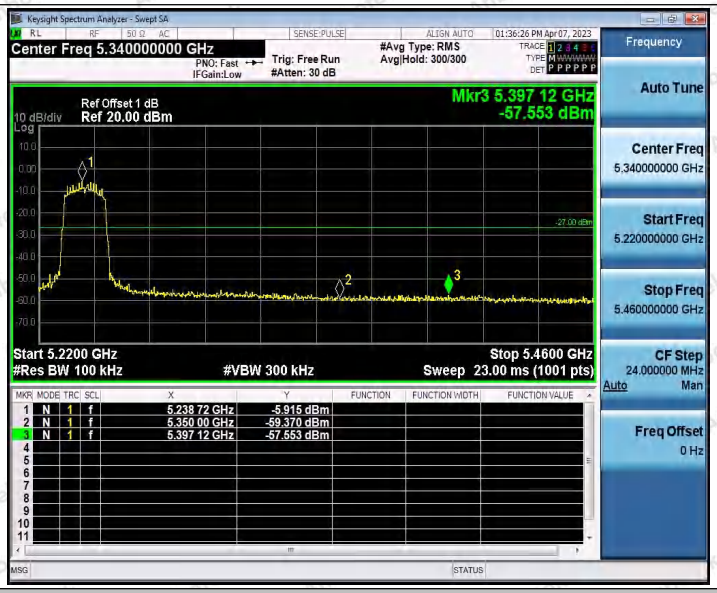

11AC40SISO_Ant1_Low_5190

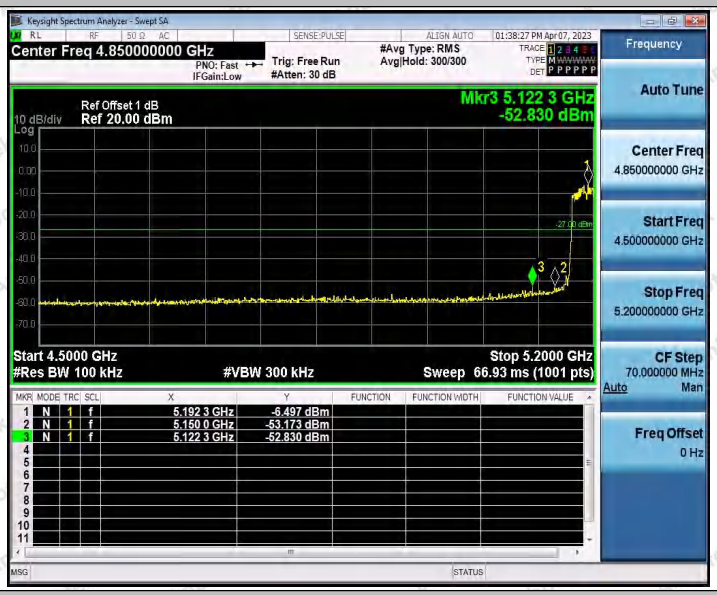

11AC40SISO_Ant1_High_5230

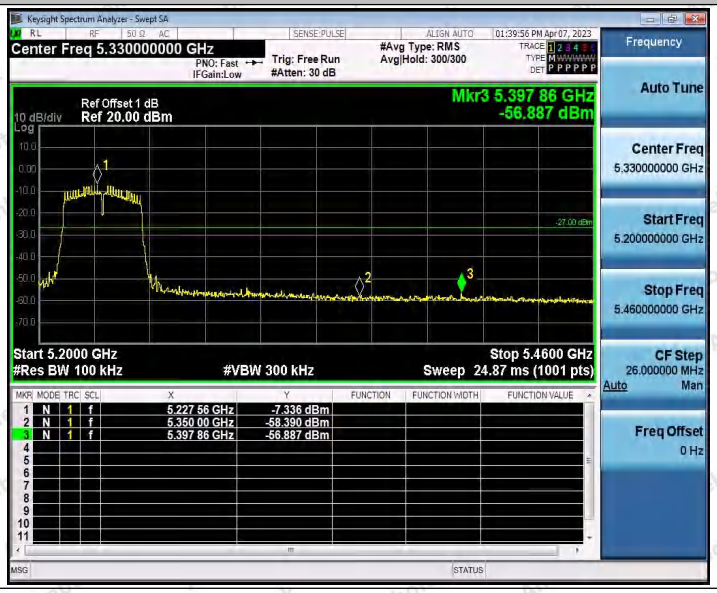

11AC80SISO_Ant1_Low_5210

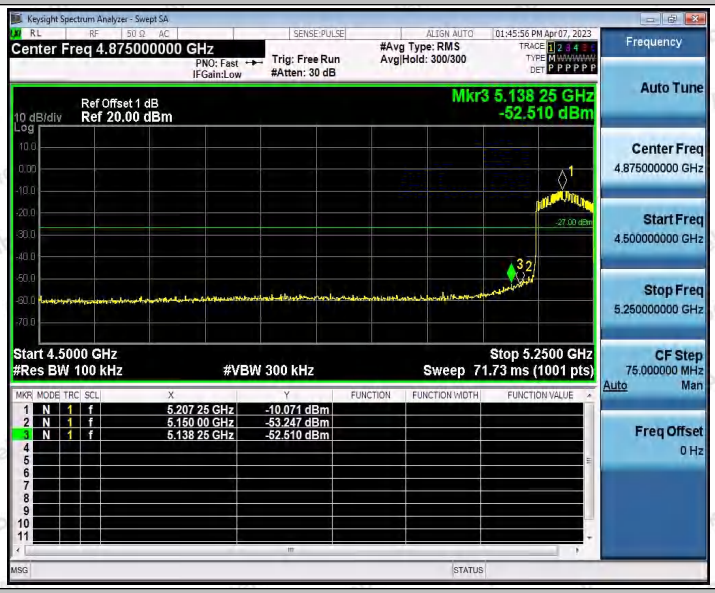

11AC80SISO_Ant1_High_5210

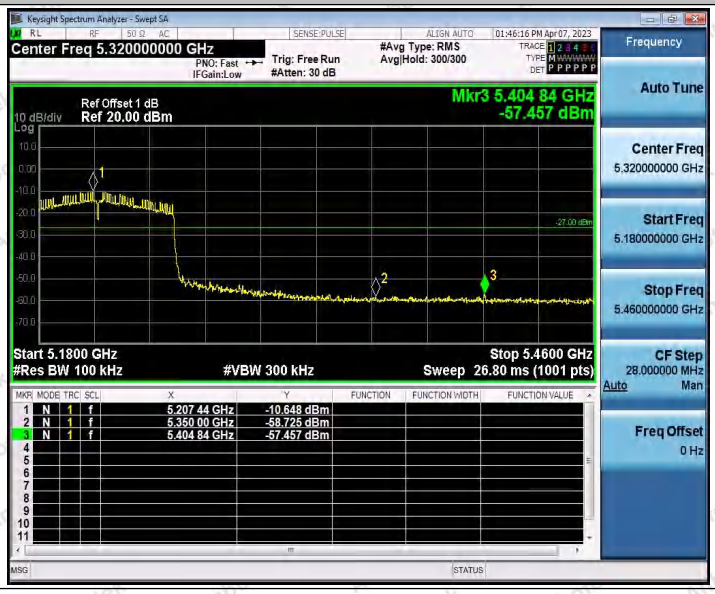

Test Graphs B4

11A_Ant1_Low_5745

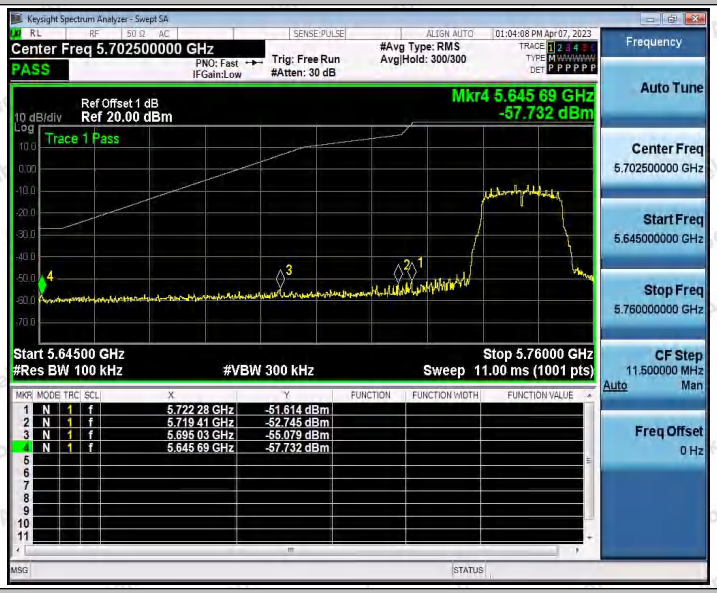

11A_Ant1_High_5825

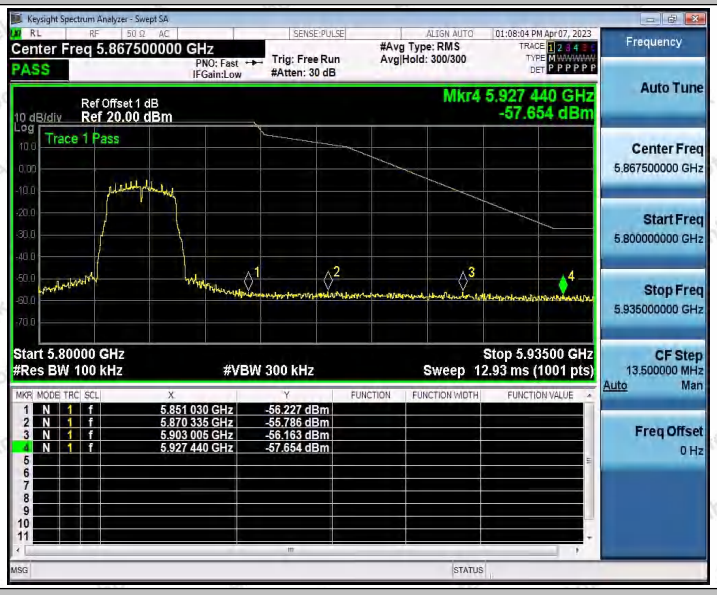

11N20SISO_Ant1_Low_5745

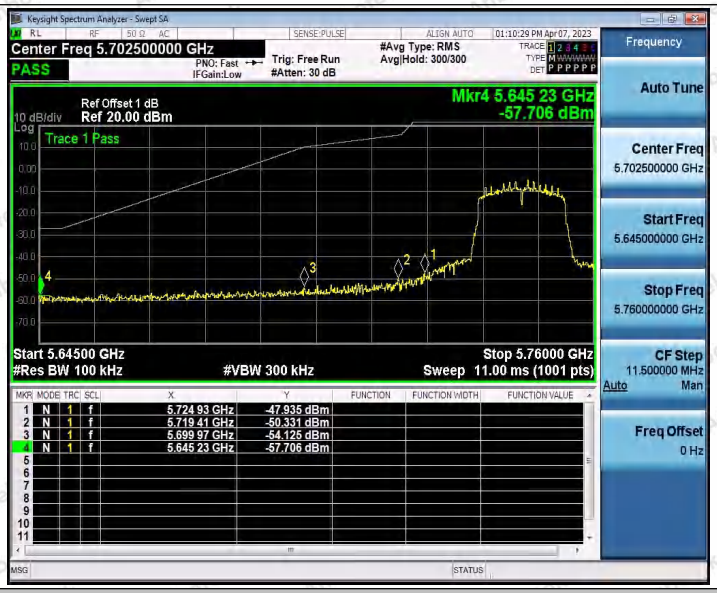

11N20SISO_Ant1_High_5825

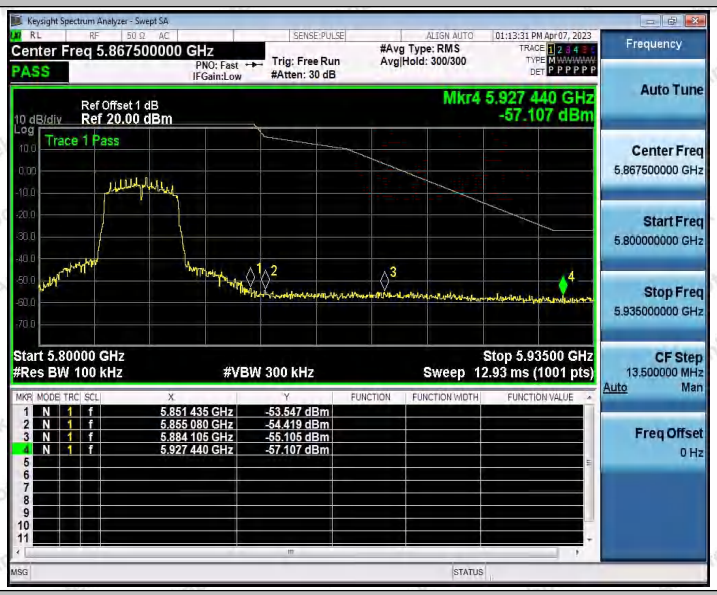

11N40SISO_Ant1_Low_5755

11N40SISO_Ant1_High_5795

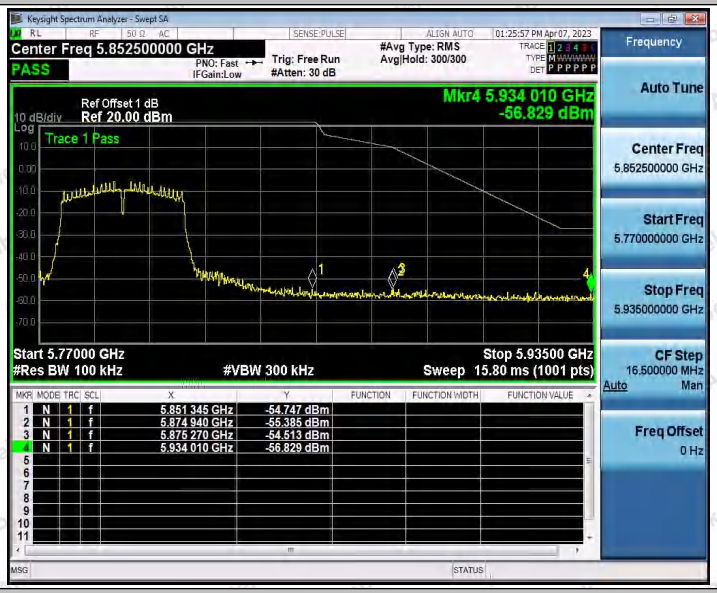

11AC20SISO_Ant1_Low_5745

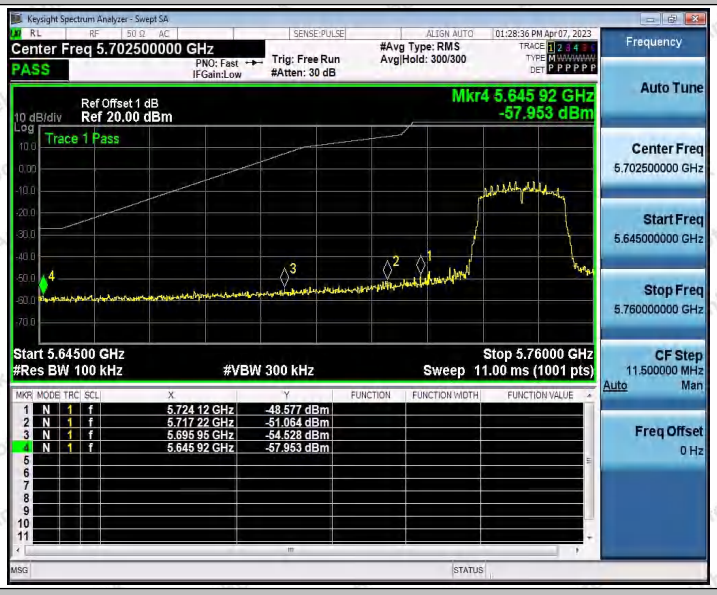

11AC20SISO_Ant1_High_5825

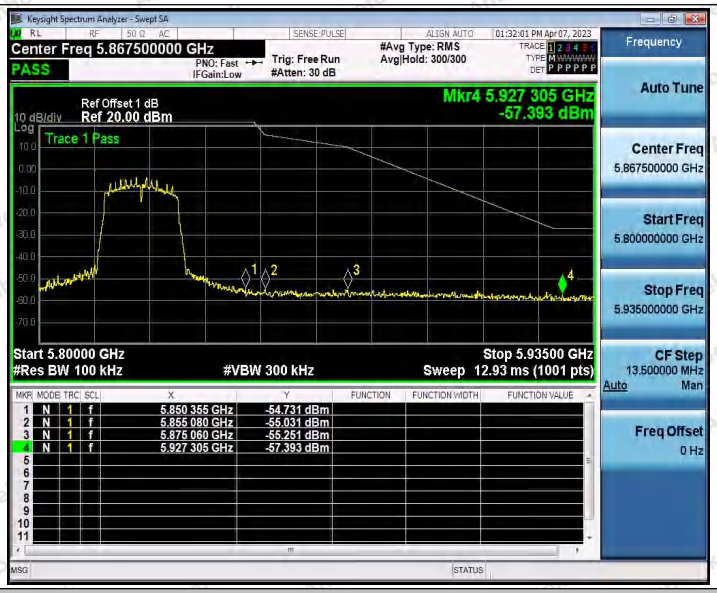

11AC40SISO_Ant1_Low_5755

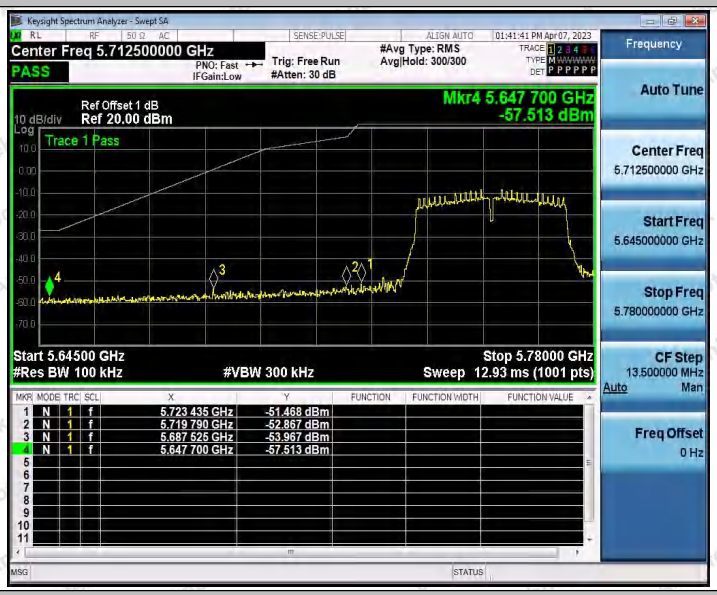

11AC40SISO_Ant1_High_5795

11AC80SISO_Ant1_Low_5775

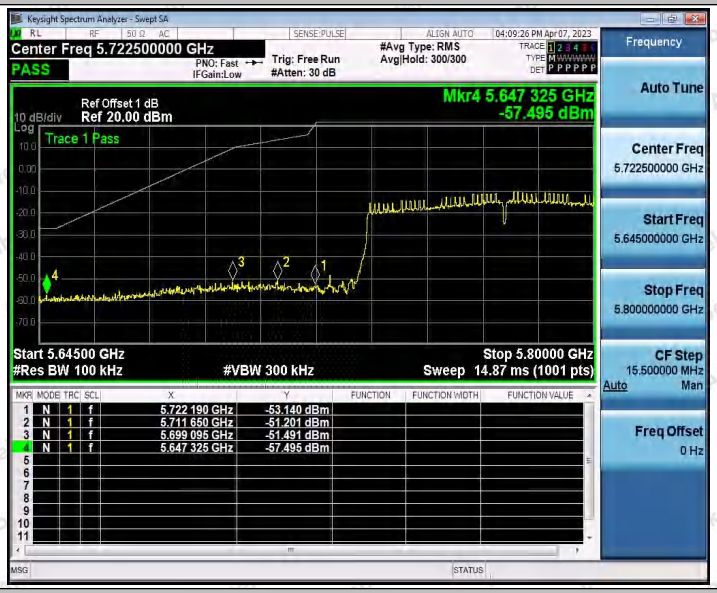

11AC80SISO_Ant1_High_5775

---End---