Ambient temperature: 23°C Relative humidity: 40%

**Transmitter spectrum mask within the 5 GHz ITS frequency band for 10 MHz channels SUBCLAUSE 8.10.6**

Rated output power 27 dBm eirp (conducted measurement)

Measured Radio: 1 – data rate 3 MBps

Transmitter operating – 5880 MHz Modulated

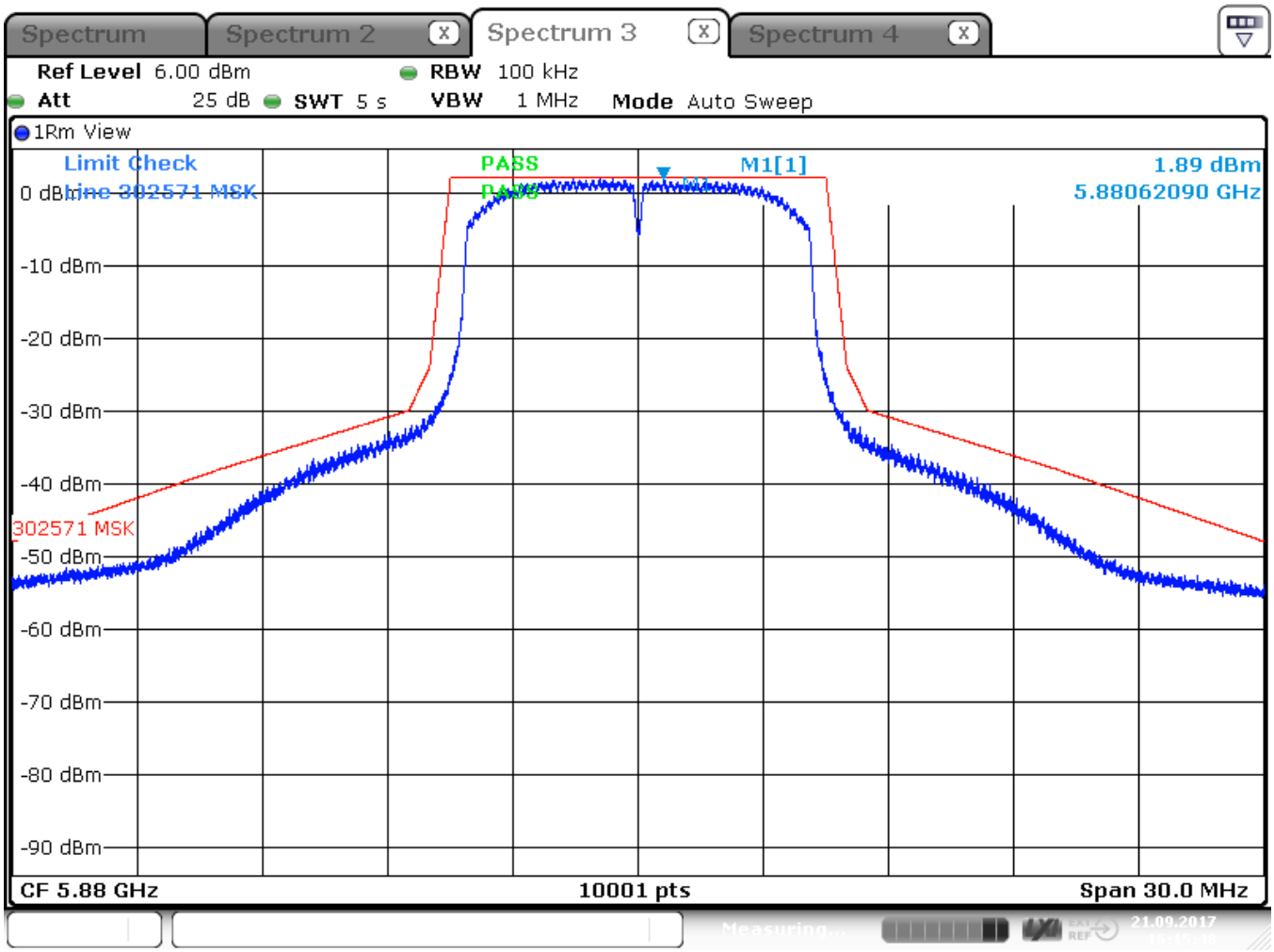


Date:21.SEP.2017 16:15:48

**LIMITS SUBCLAUSE 8.10.6**

See page 53.

TEST EQUIPMENT USED: EMV-205

Ambient temperature: 23°C Relative humidity: 40%

**Transmitter spectrum mask within the 5 GHz ITS frequency band for 10 MHz channels SUBCLAUSE 8.10.6**

Rated output power 27 dBm eirp (conducted measurement)

Measured Radio: 1 – data rate 3 MBps

Transmitter operating – 5890 MHz Modulated

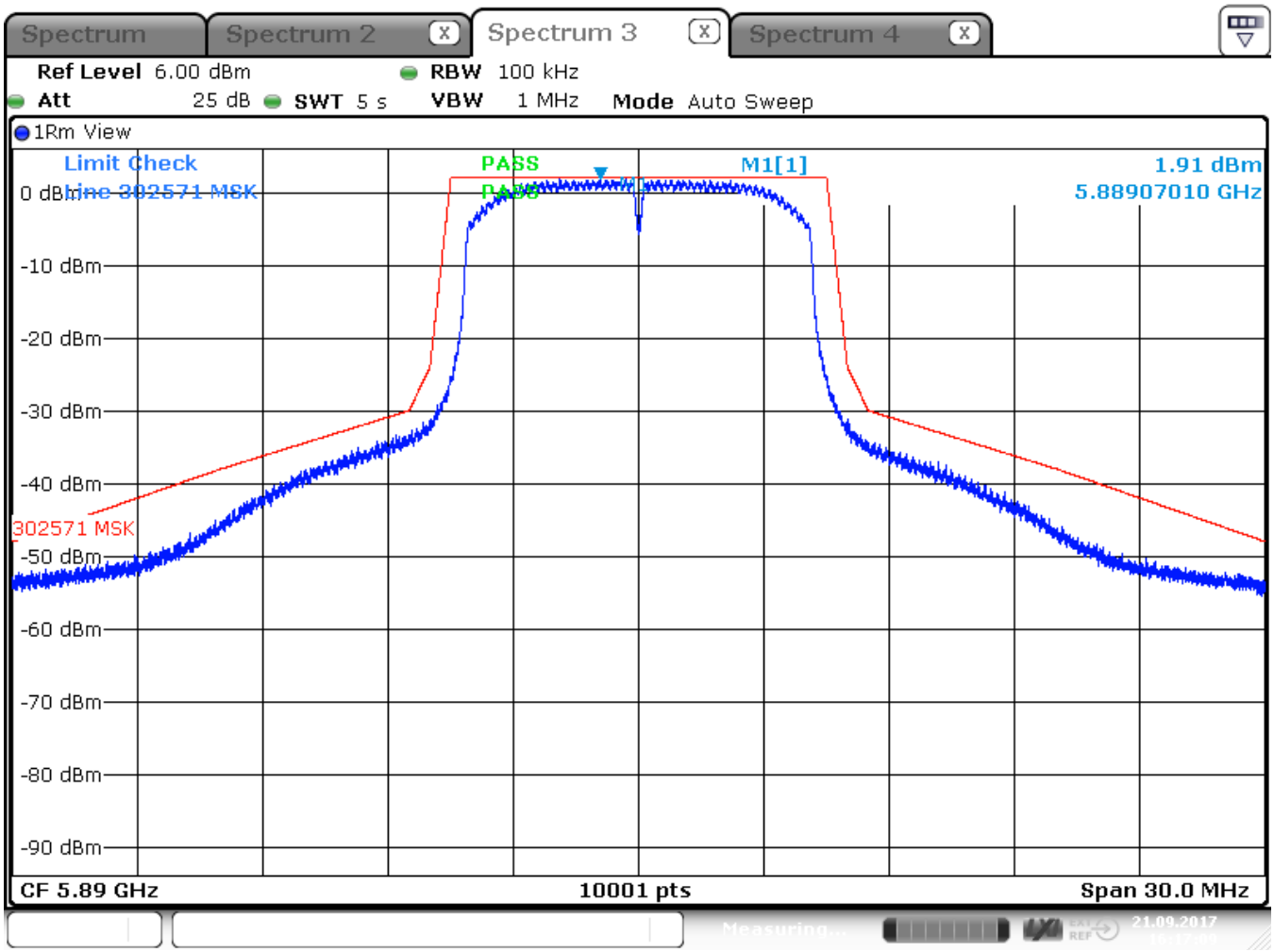


Date: 21.SEP.2017 16:17:10

**LIMITS SUBCLAUSE 8.10.6**

See page 53.

TEST EQUIPMENT USED: EMV-205

Ambient temperature: 23°C Relative humidity: 40%

**Transmitter spectrum mask within the 5 GHz ITS frequency band for 10 MHz channels SUBCLAUSE 8.10.6**

Rated output power 27 dBm eirp (conducted measurement)

Measured Radio: 1 – data rate 3 MBps

Transmitter operating – 5900 MHz Modulated

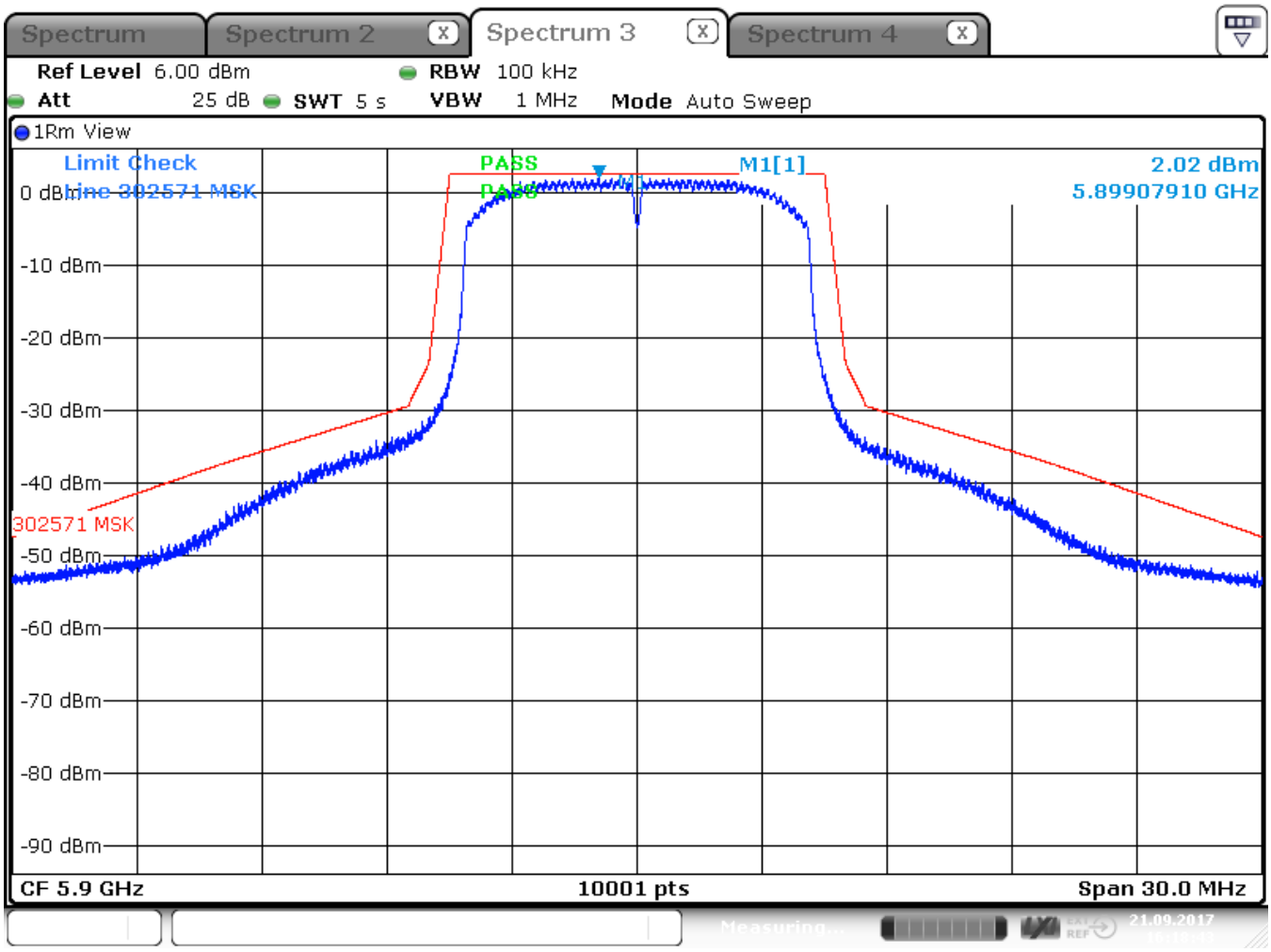


Date: 21.SEP.2017 16:18:43

**LIMITS SUBCLAUSE 8.10.6**

See page 53.

TEST EQUIPMENT USED: EMV-205

Ambient temperature: 23°C Relative humidity: 40%

**Transmitter spectrum mask within the 5 GHz ITS frequency band for 10 MHz channels SUBCLAUSE 8.10.6**

Rated output power 27 dBm eirp (conducted measurement)

Measured Radio: 1 – data rate 3 MBps

Transmitter operating – 5910 MHz Modulated

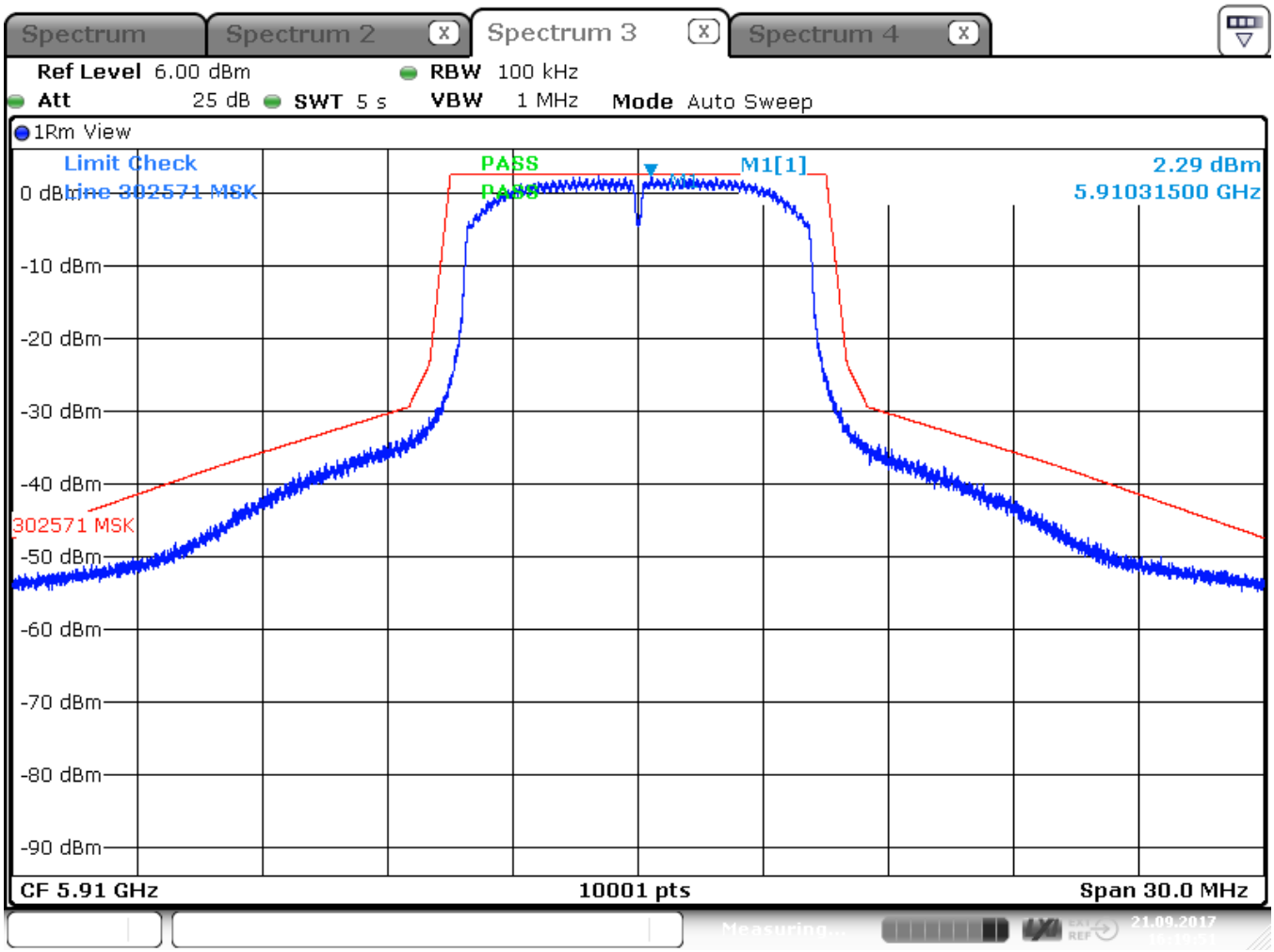


Date:21.SEP.2017 16:19:51

**LIMITS SUBCLAUSE 8.10.6**

See page 53.

TEST EQUIPMENT USED: EMV-205

Ambient temperature: 23°C Relative humidity: 40%

**Transmitter spectrum mask within the 5 GHz ITS frequency band for 10 MHz channels SUBCLAUSE 8.10.6**

Rated output power 27 dBm eirp (conducted measurement)

Measured Radio: 1 – data rate 3 MBps

Transmitter operating – 5920 MHz Modulated

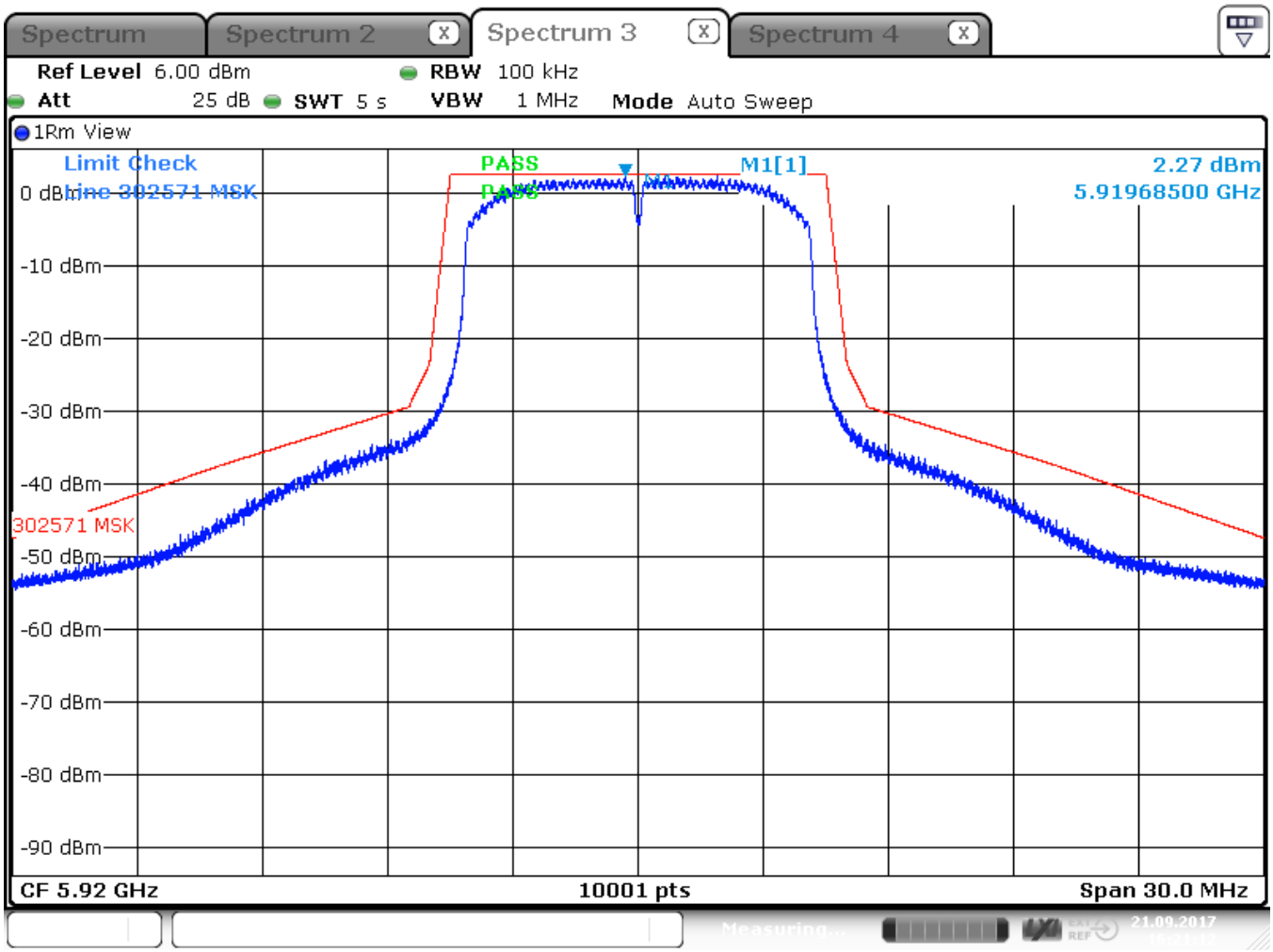


Date: 21.SEP.2017 16:21:12

**LIMITS SUBCLAUSE 8.10.6**

See page 53.

TEST EQUIPMENT USED: EMV-205

Ambient temperature: 23°C Relative humidity: 40%

**Transmitter spectrum mask within the 5 GHz ITS frequency band for 10 MHz channels SUBCLAUSE 8.10.6**

Rated output power 27 dBm eirp (conducted measurement)

Measured Radio: 2 – data rate 3 MBps

Transmitter operating – 5860 MHz Modulated

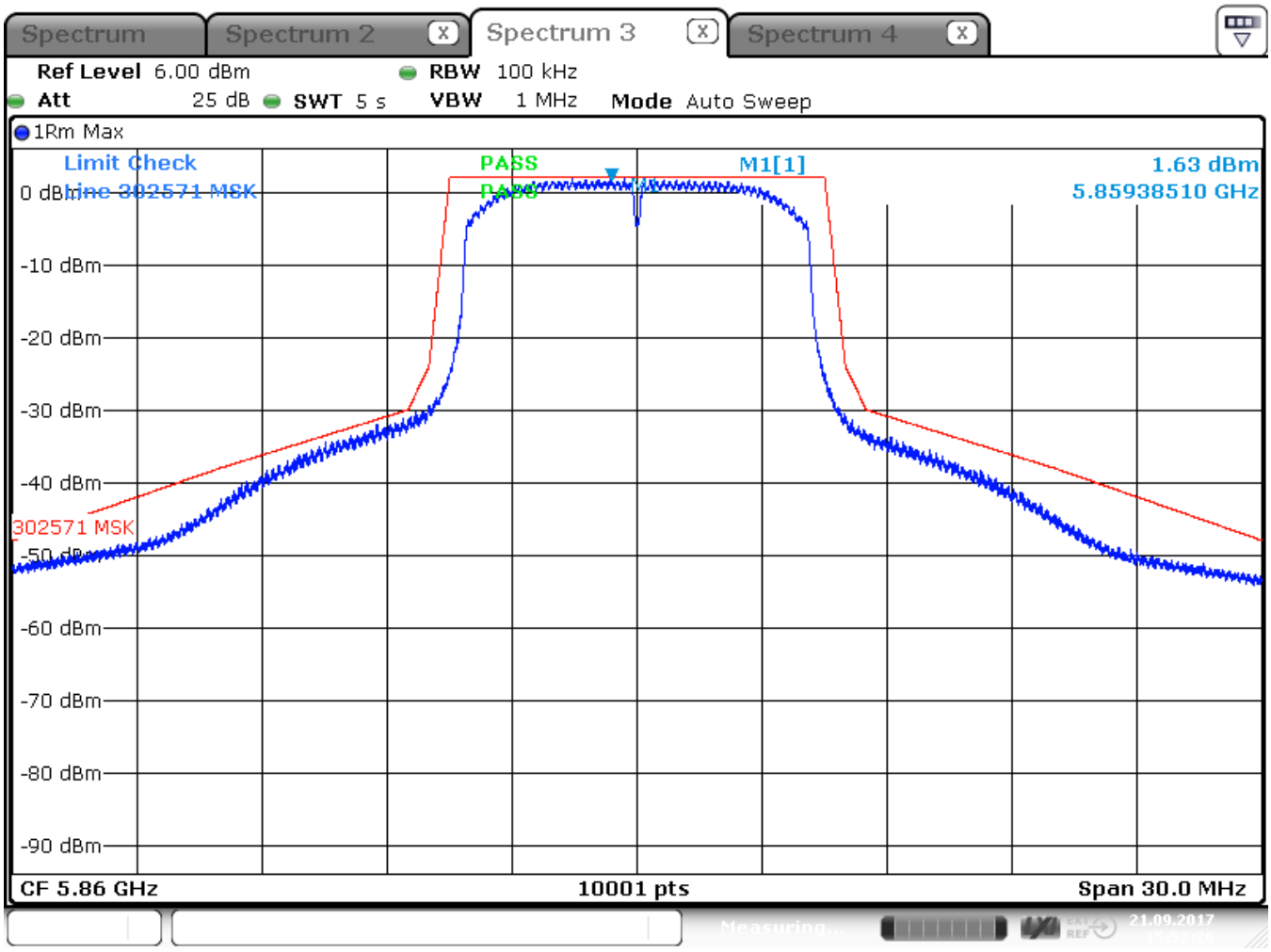


Date: 21.SEP.2017 15:52:26

**LIMITS SUBCLAUSE 8.10.6**

See page 53.

TEST EQUIPMENT USED: EMV-205

Ambient temperature: 23°C Relative humidity: 40%

**Transmitter spectrum mask within the 5 GHz ITS frequency band for 10 MHz channels SUBCLAUSE 8.10.6**

Rated output power 27 dBm eirp (conducted measurement)

Measured Radio: 2 – data rate 3 MBps

Transmitter operating – 5870 MHz Modulated

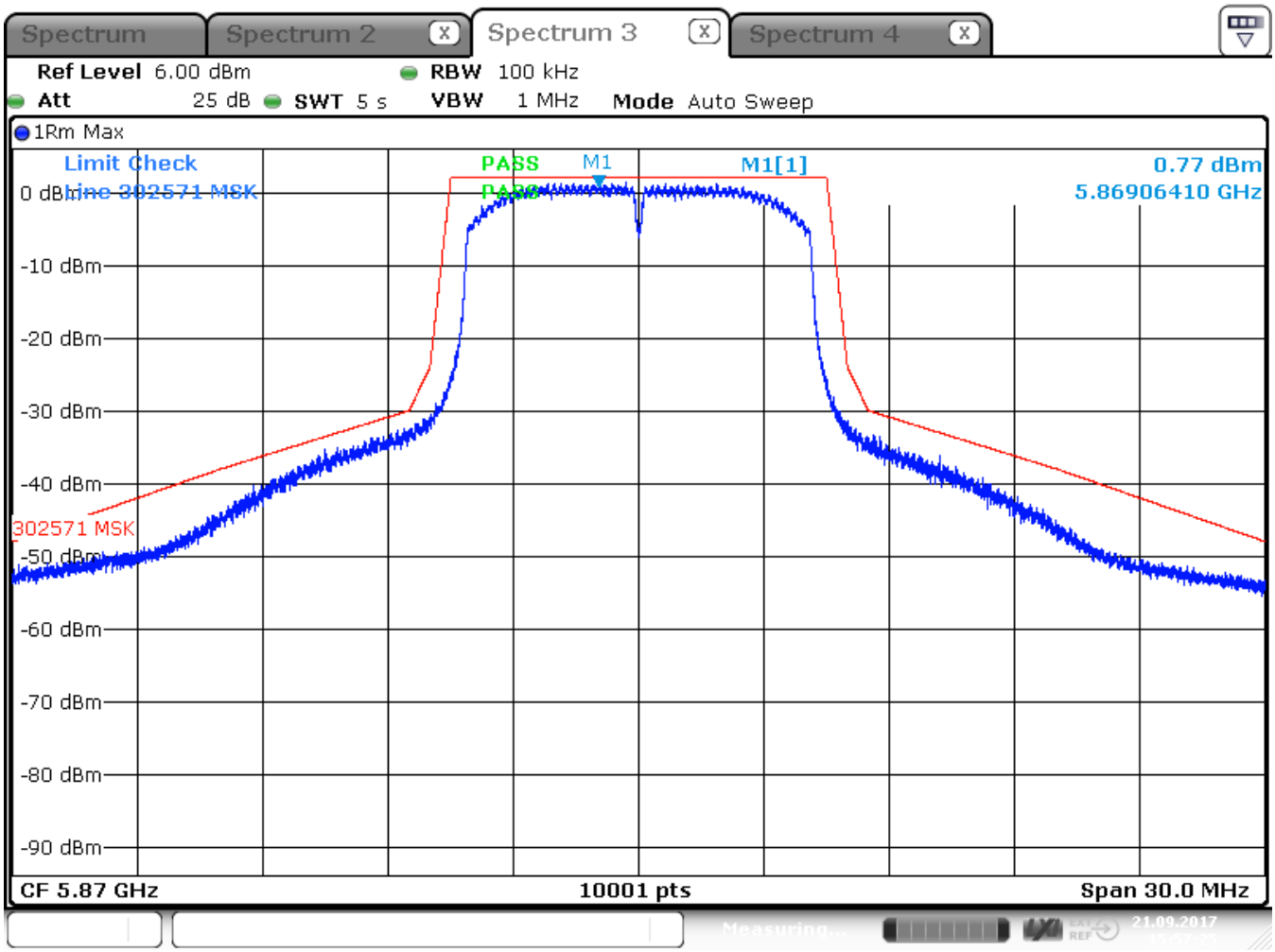


Date: 21.SEP.2017 15:57:25

**LIMITS SUBCLAUSE 8.10.6**

See page 53.

TEST EQUIPMENT USED: EMV-205

Ambient temperature: 23°C Relative humidity: 40%

**Transmitter spectrum mask within the 5 GHz ITS frequency band for 10 MHz channels SUBCLAUSE 8.10.6**

Rated output power 27 dBm eirp (conducted measurement)

Measured Radio: 2 – data rate 3 MBps

Transmitter operating – 5880 MHz Modulated

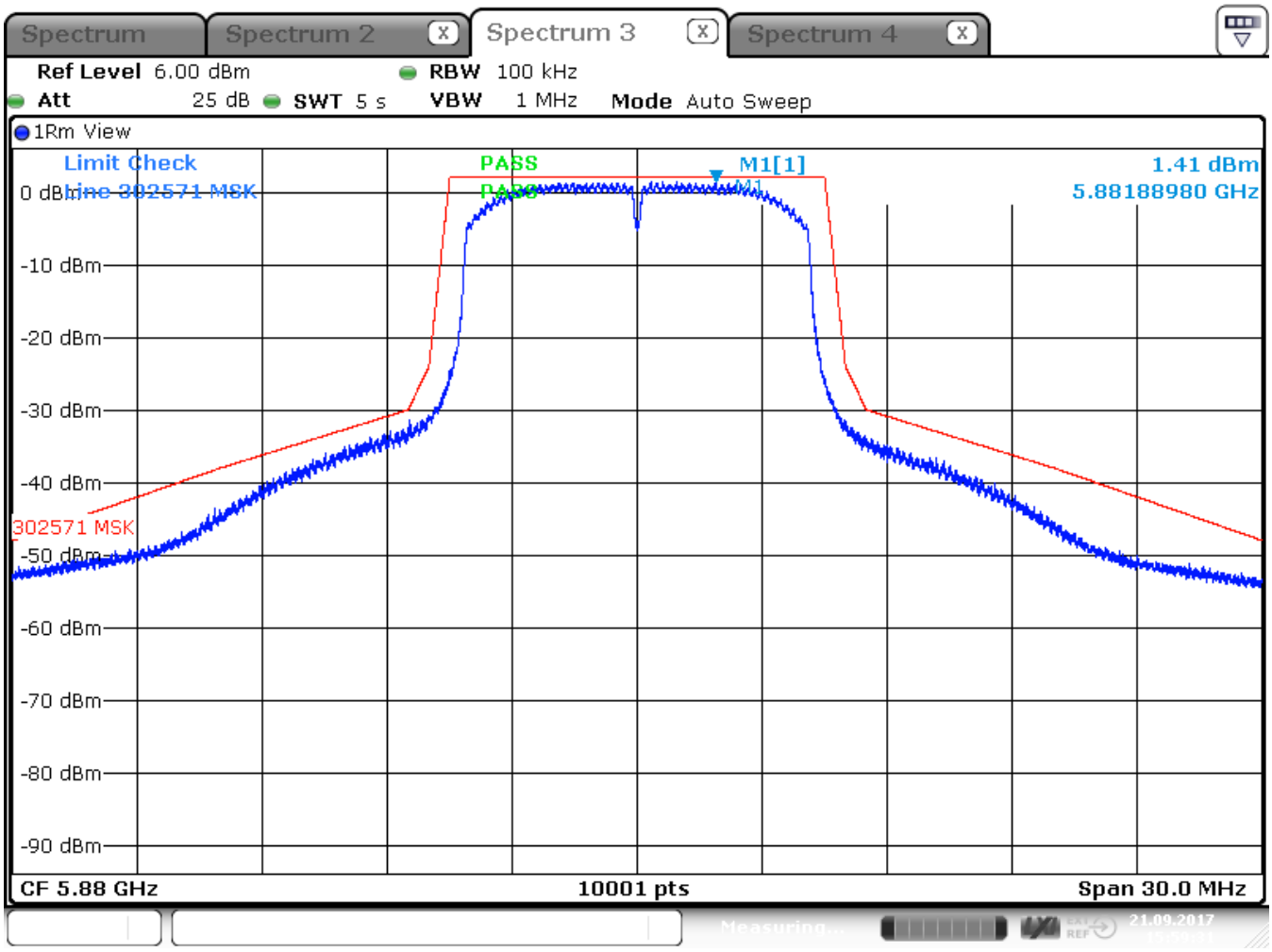


Date:21.SEP.2017 15:59:31

**LIMITS SUBCLAUSE 8.10.6**

See page 53.

TEST EQUIPMENT USED: EMV-205

Ambient temperature: 23°C Relative humidity: 40%

**Transmitter spectrum mask within the 5 GHz ITS frequency band for 10 MHz channels SUBCLAUSE 8.10.6**

Rated output power 27 dBm eirp (conducted measurement)

Measured Radio: 2 – data rate 3 MBps

Transmitter operating – 5890 MHz Modulated

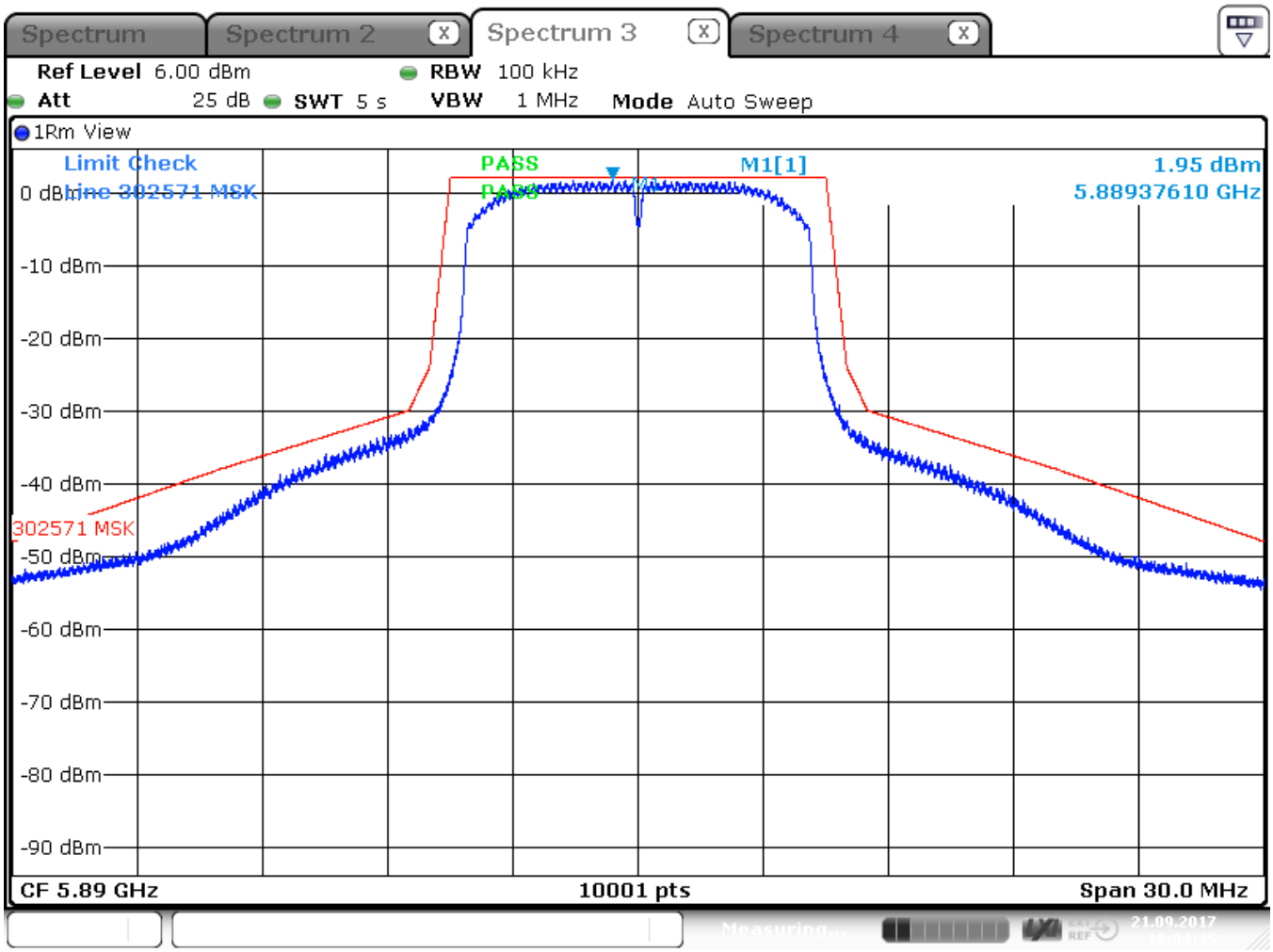


Date:21.SEP.2017 16:04:46

**LIMITS SUBCLAUSE 8.10.6**

See page 53.

TEST EQUIPMENT USED: EMV-205

Ambient temperature: 23°C Relative humidity: 40%

**Transmitter spectrum mask within the 5 GHz ITS frequency band for 10 MHz channels SUBCLAUSE 8.10.6**

Rated output power 27 dBm eirp (conducted measurement)

Measured Radio: 2 – data rate 3 MBps

Transmitter operating – 5900 MHz Modulated

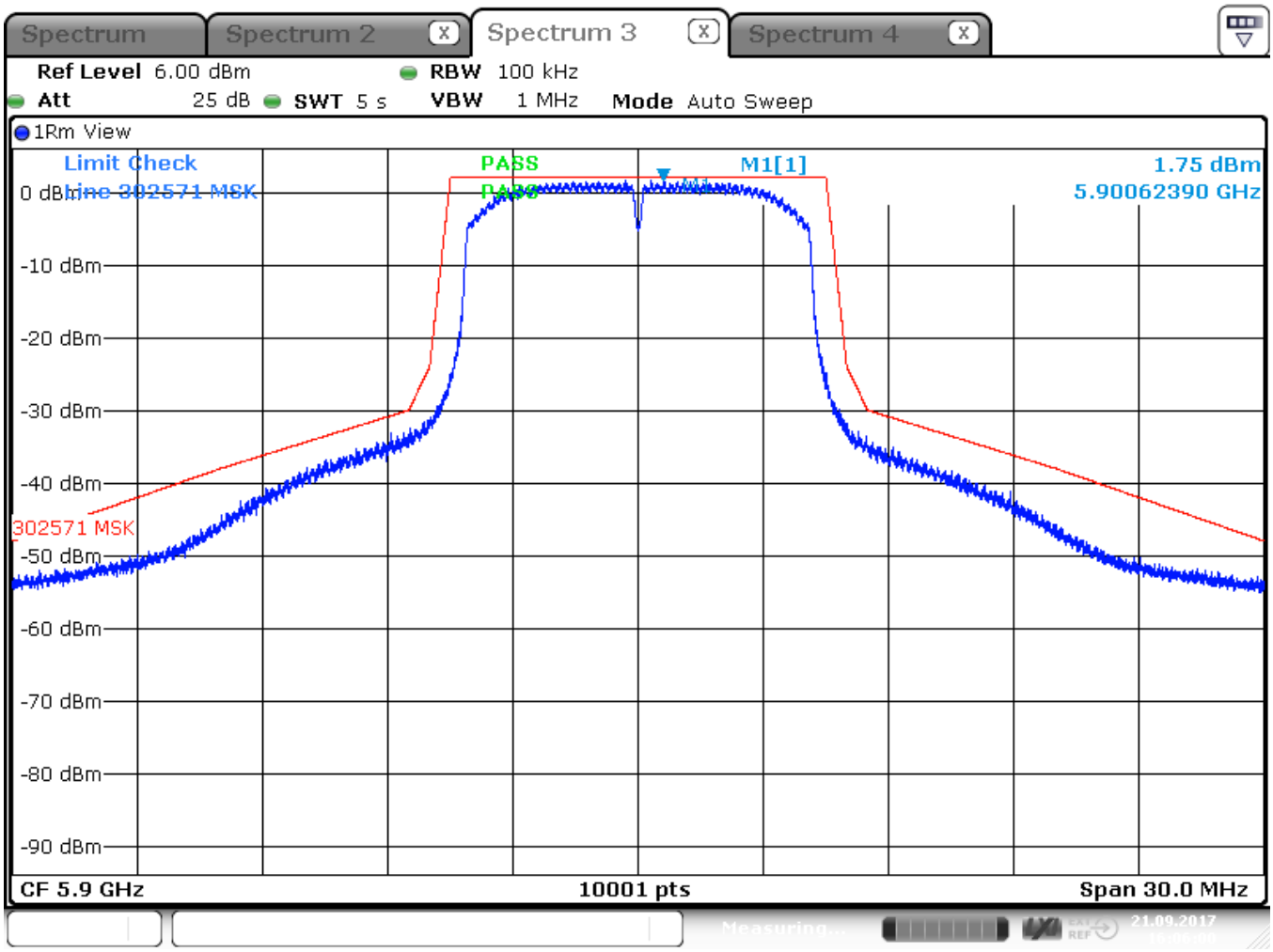


Date:21.SEP.2017 16:06:01

**LIMITS SUBCLAUSE 8.10.6**

See page 53.

TEST EQUIPMENT USED: EMV-205

Ambient temperature: 23°C Relative humidity: 40%

**Transmitter spectrum mask within the 5 GHz ITS frequency band for 10 MHz channels SUBCLAUSE 8.10.6**

Rated output power 27 dBm eirp (conducted measurement)

Measured Radio: 2 – data rate 3 MBps

Transmitter operating – 5910 MHz Modulated

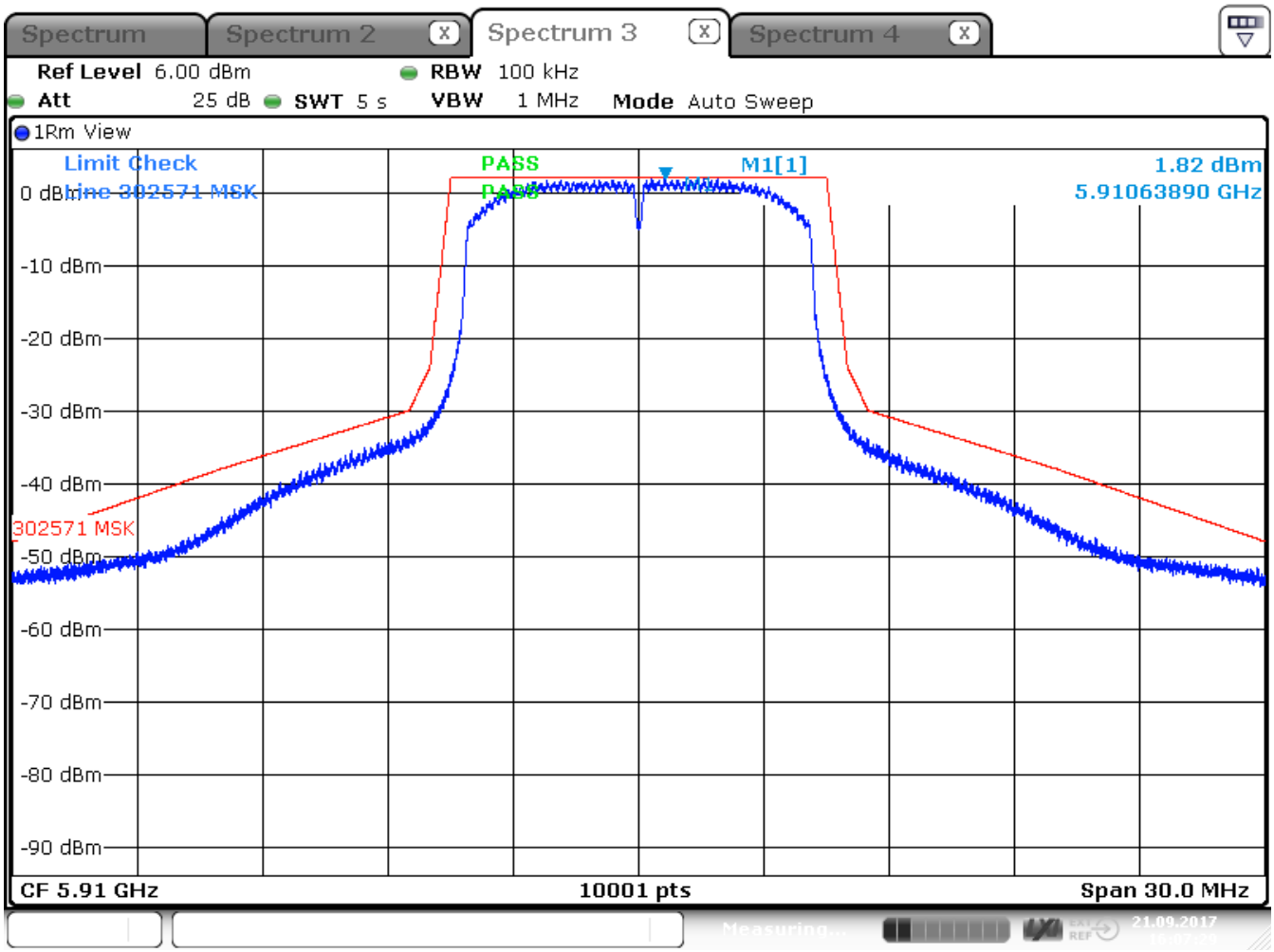


Date:21.SEP.2017 16:07:30

**LIMITS SUBCLAUSE 8.10.6**

See page 53.

TEST EQUIPMENT USED: EMV-205

Ambient temperature: 23°C Relative humidity: 40%

**Transmitter spectrum mask within the 5 GHz ITS frequency band for 10 MHz channels SUBCLAUSE 8.10.6**

Rated output power 27 dBm eirp (conducted measurement)

Measured Radio: 2 – data rate 3 MBps

Transmitter operating – 5920 MHz Modulated

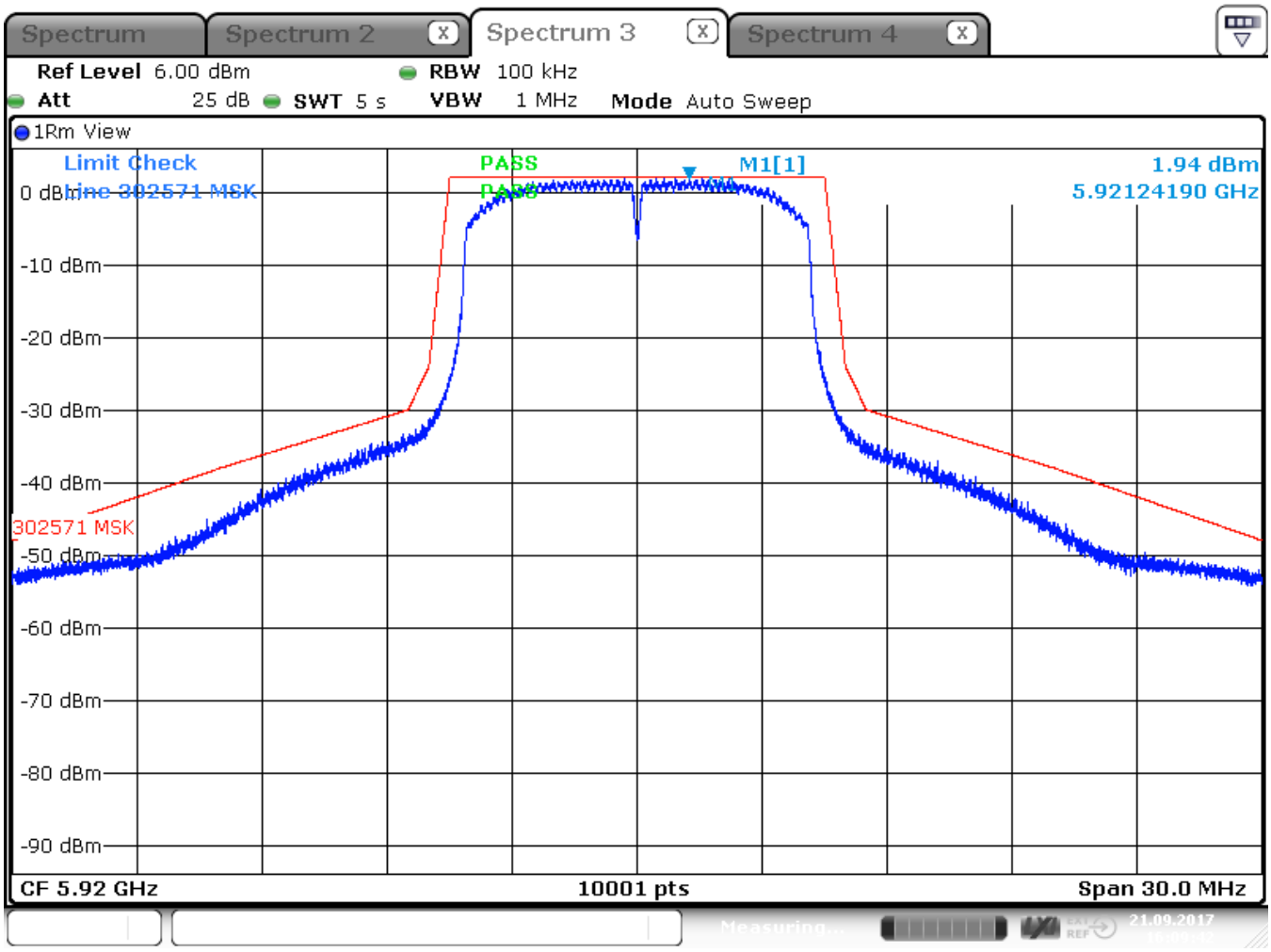


Date:21.SEP.2017 16:09:43

**LIMITS SUBCLAUSE 8.10.6**

See page 53.

TEST EQUIPMENT USED: EMV-205

Ambient temperature: 23°C Relative humidity: 40%

**Transmitter spectrum mask within the 5 GHz ITS frequency band for 10 MHz channels SUBCLAUSE 8.10.6**

Rated output power 27 dBm eirp (conducted measurement)

Measured Radio: 1 – data rate 27 MBps

Transmitter operating – 5860 MHz Modulated

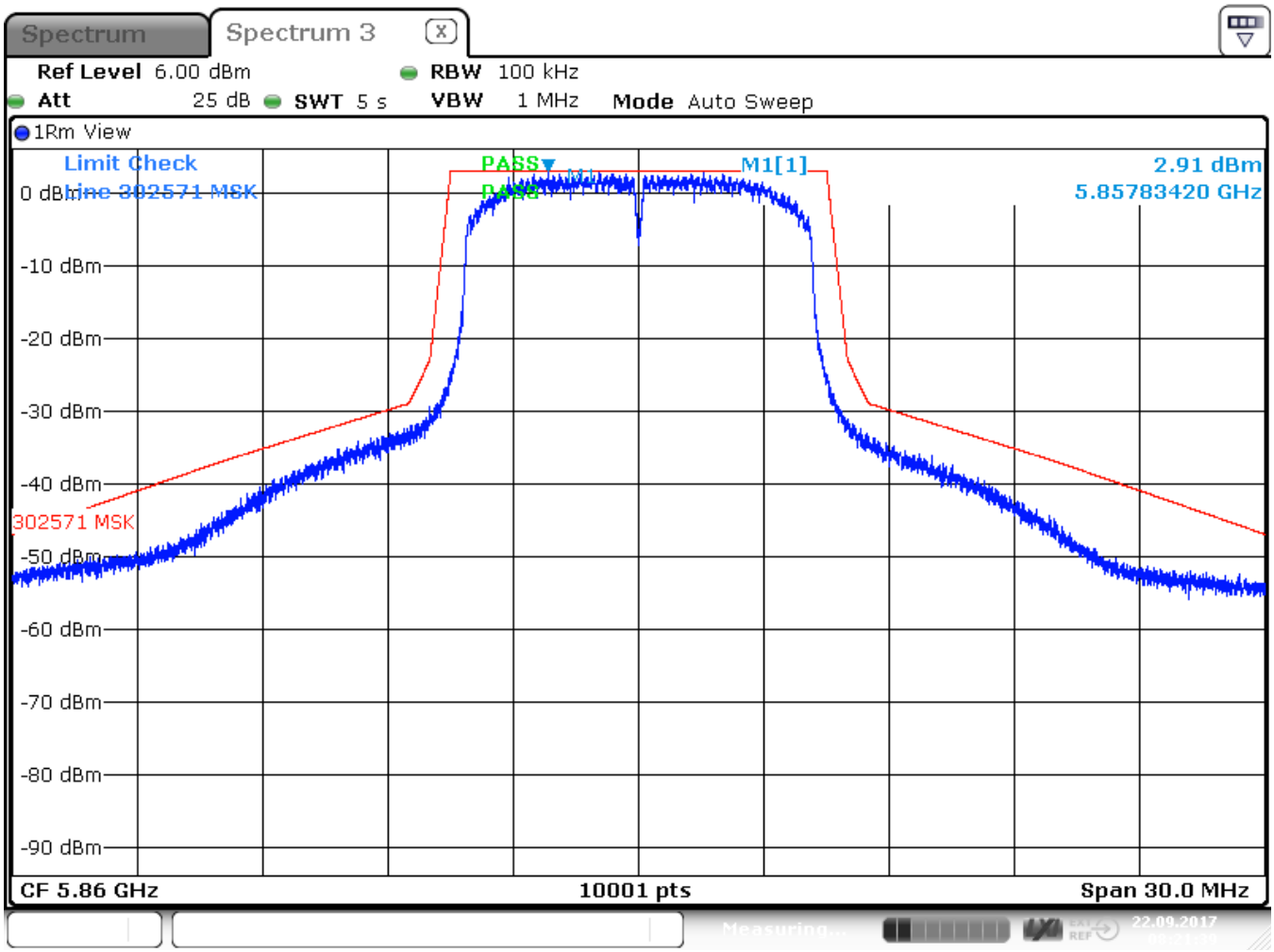


Date: 22.SEP.2017 08:21:40

**LIMITS SUBCLAUSE 8.10.6**

See page 53.

TEST EQUIPMENT USED: EMV-205

Ambient temperature: 23°C Relative humidity: 40%

**Transmitter spectrum mask within the 5 GHz ITS frequency band for 10 MHz channels SUBCLAUSE 8.10.6**

Rated output power 27 dBm eirp (conducted measurement)

Measured Radio: 1 – data rate 27 MBps

Transmitter operating – 5870 MHz Modulated

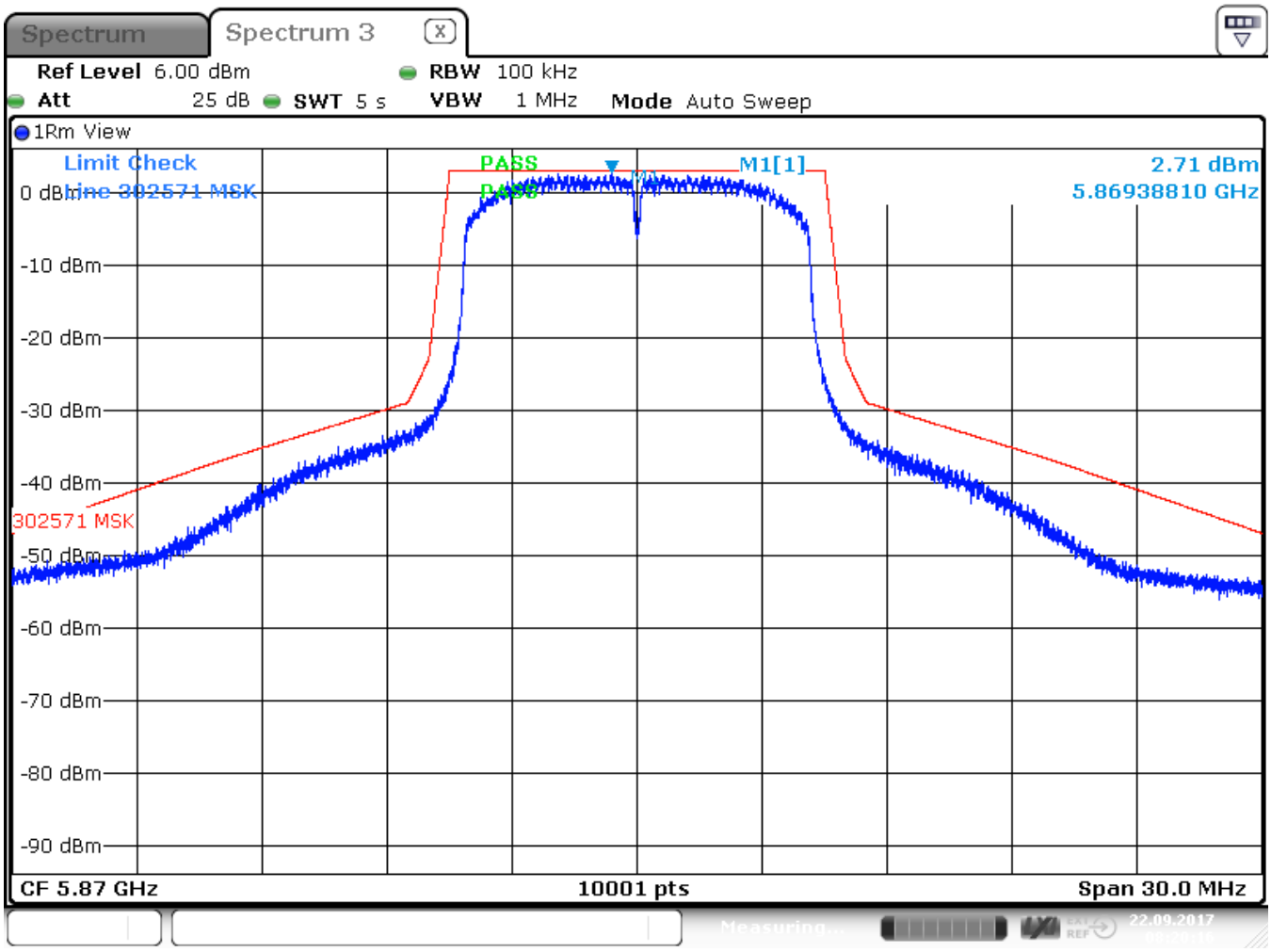


Date: 22.SEP.2017 08:20:16

**LIMITS SUBCLAUSE 8.10.6**

See page 53.

TEST EQUIPMENT USED: EMV-205

Ambient temperature: 23°C Relative humidity: 40%

**Transmitter spectrum mask within the 5 GHz ITS frequency band for 10 MHz channels SUBCLAUSE 8.10.6**

Rated output power 27 dBm eirp (conducted measurement)

Measured Radio: 1 – data rate 27 MBps

Transmitter operating – 5880 MHz Modulated

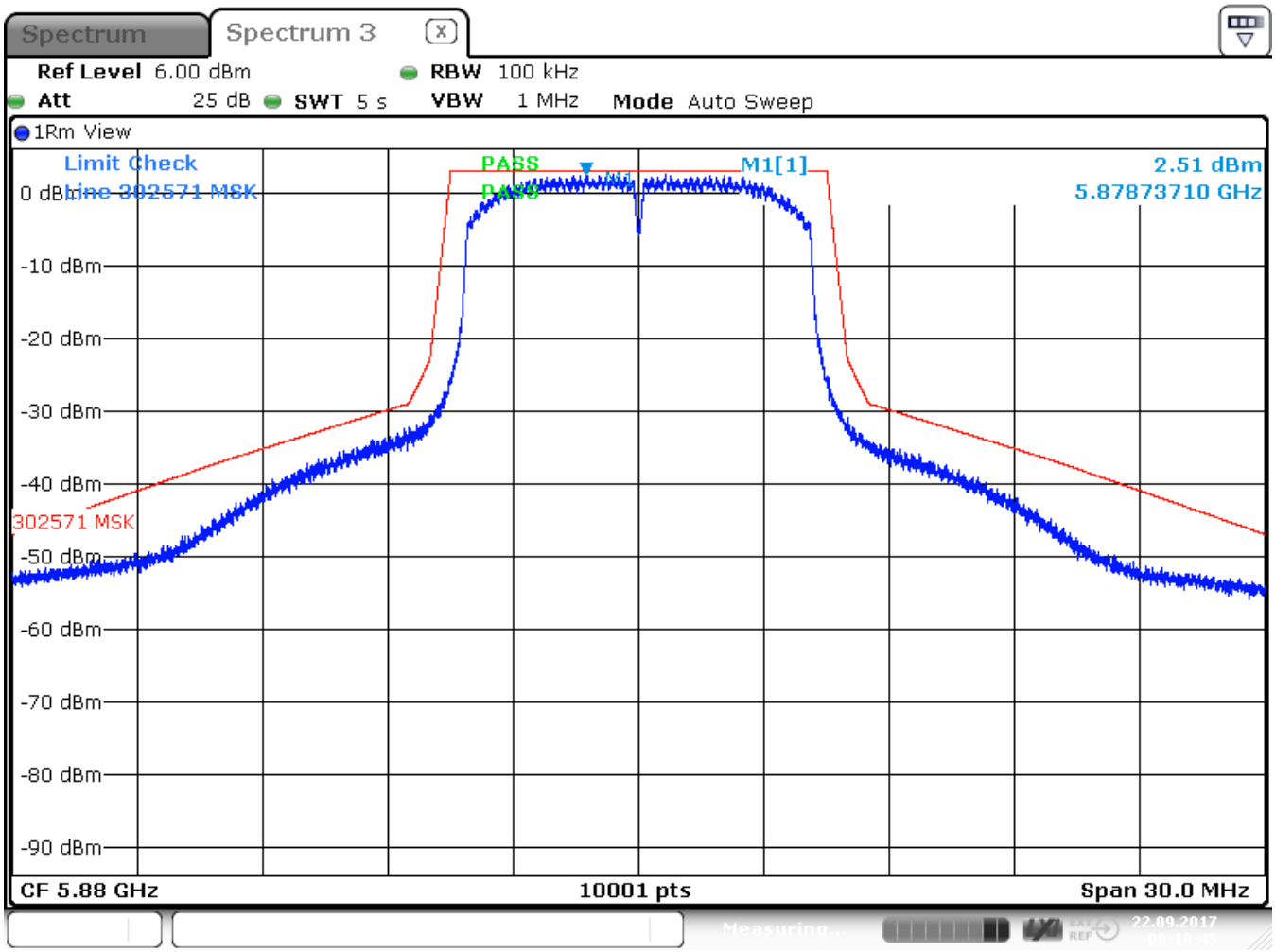


Date: 22.SEP.2017 08:18:46

**LIMITS SUBCLAUSE 8.10.6**

See page 53.

TEST EQUIPMENT USED: EMV-205

Ambient temperature: 23°C Relative humidity: 40%

**Transmitter spectrum mask within the 5 GHz ITS frequency band for 10 MHz channels SUBCLAUSE 8.10.6**

Rated output power 27 dBm eirp (conducted measurement)

Measured Radio: 1 – data rate 27 MBps

Transmitter operating – 5890 MHz Modulated

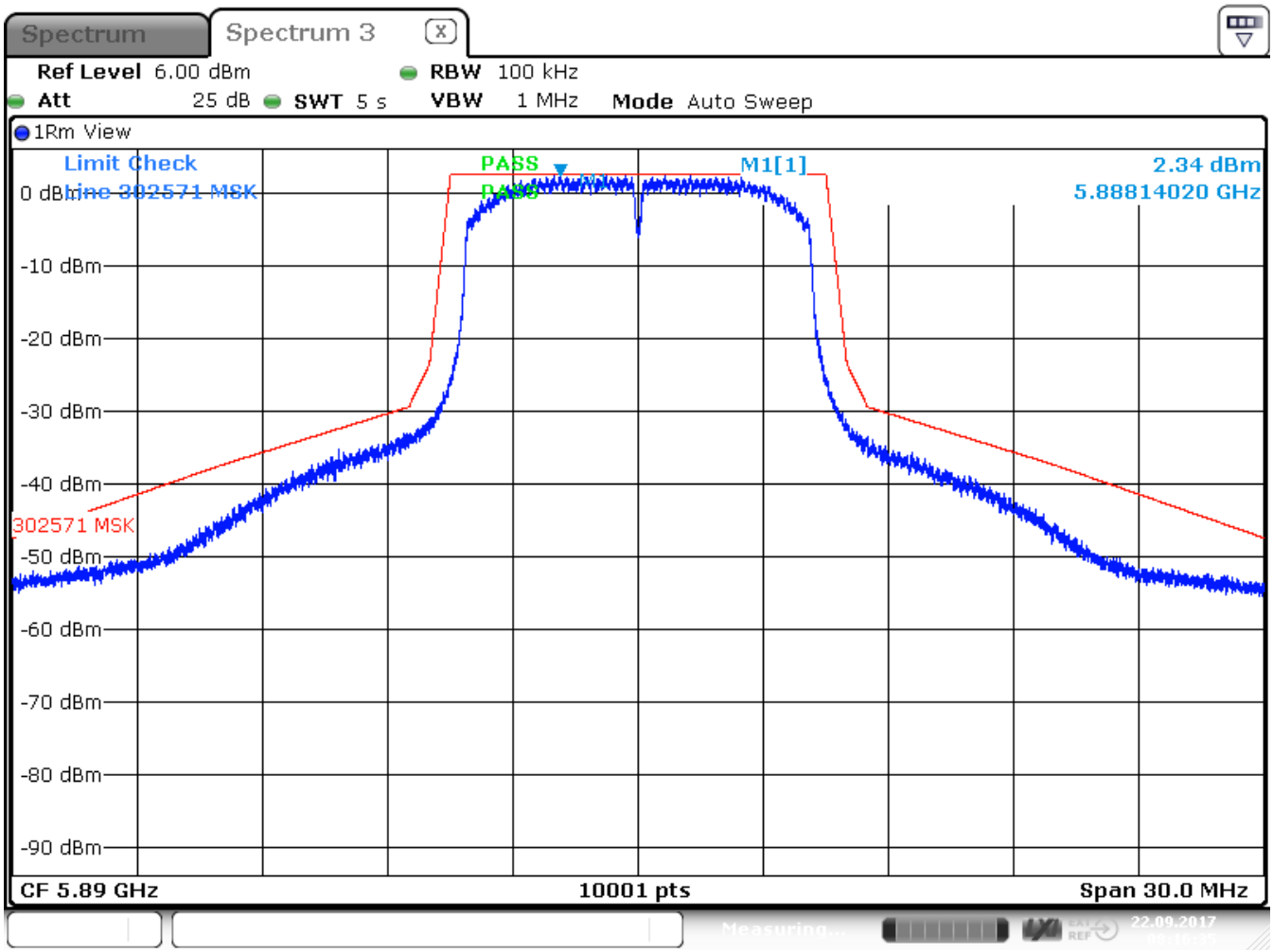


Date:22.SEP.2017 08:16:36

**LIMITS SUBCLAUSE 8.10.6**

See page 53.

TEST EQUIPMENT USED: EMV-205

Ambient temperature: 23°C Relative humidity: 40%

**Transmitter spectrum mask within the 5 GHz ITS frequency band for 10 MHz channels SUBCLAUSE 8.10.6**

Rated output power 27 dBm eirp (conducted measurement)

Measured Radio: 1 – data rate 27 MBps

Transmitter operating – 5900 MHz Modulated

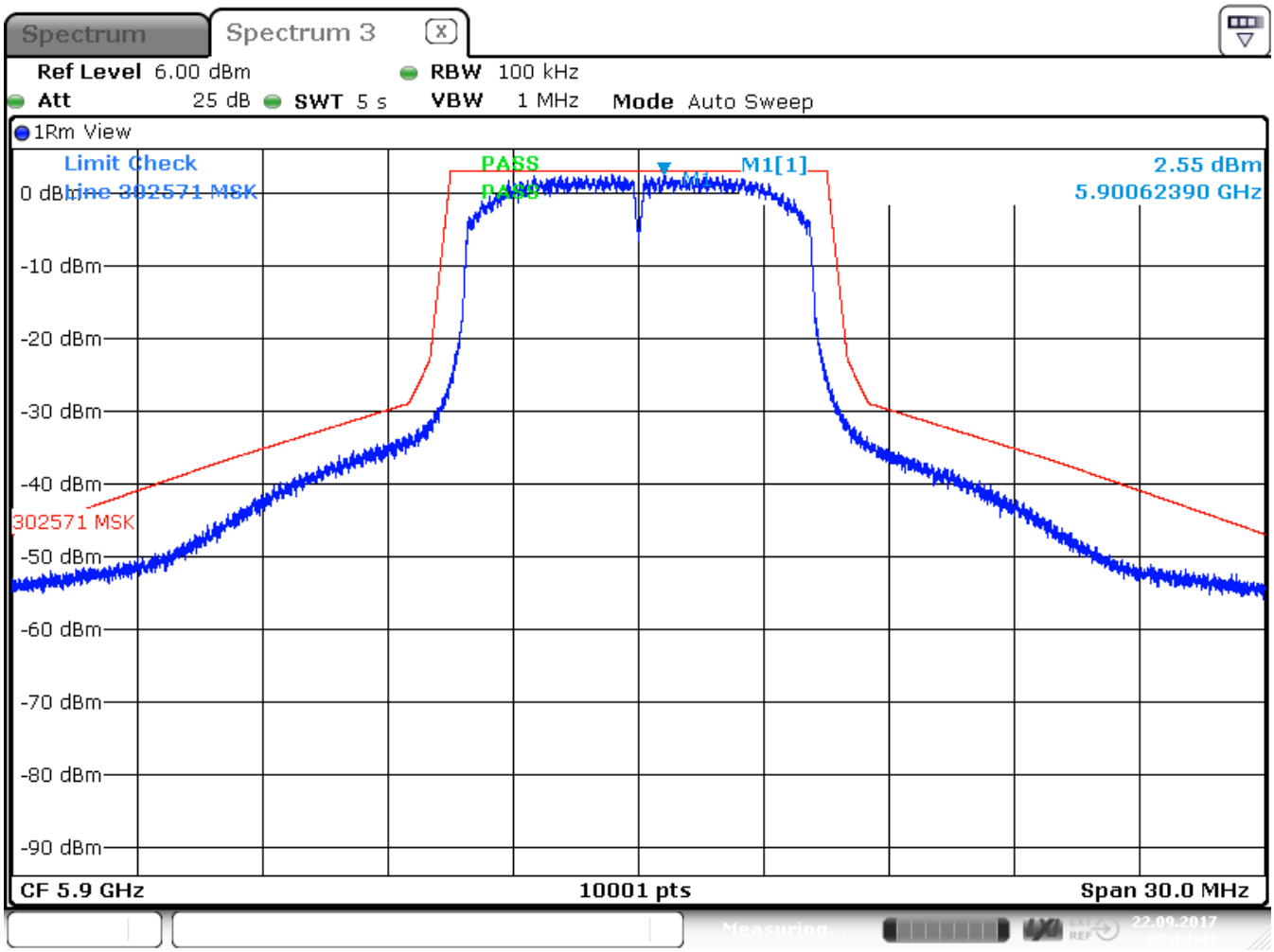


Date:22.SEP.2017 08:14:41

**LIMITS SUBCLAUSE 8.10.6**

See page 53.

TEST EQUIPMENT USED: EMV-205

Ambient temperature: 23°C Relative humidity: 40%

**Transmitter spectrum mask within the 5 GHz ITS frequency band for 10 MHz channels SUBCLAUSE 8.10.6**

Rated output power 27 dBm eirp (conducted measurement)

Measured Radio: 1 – data rate 27 MBps

Transmitter operating – 5910 MHz Modulated

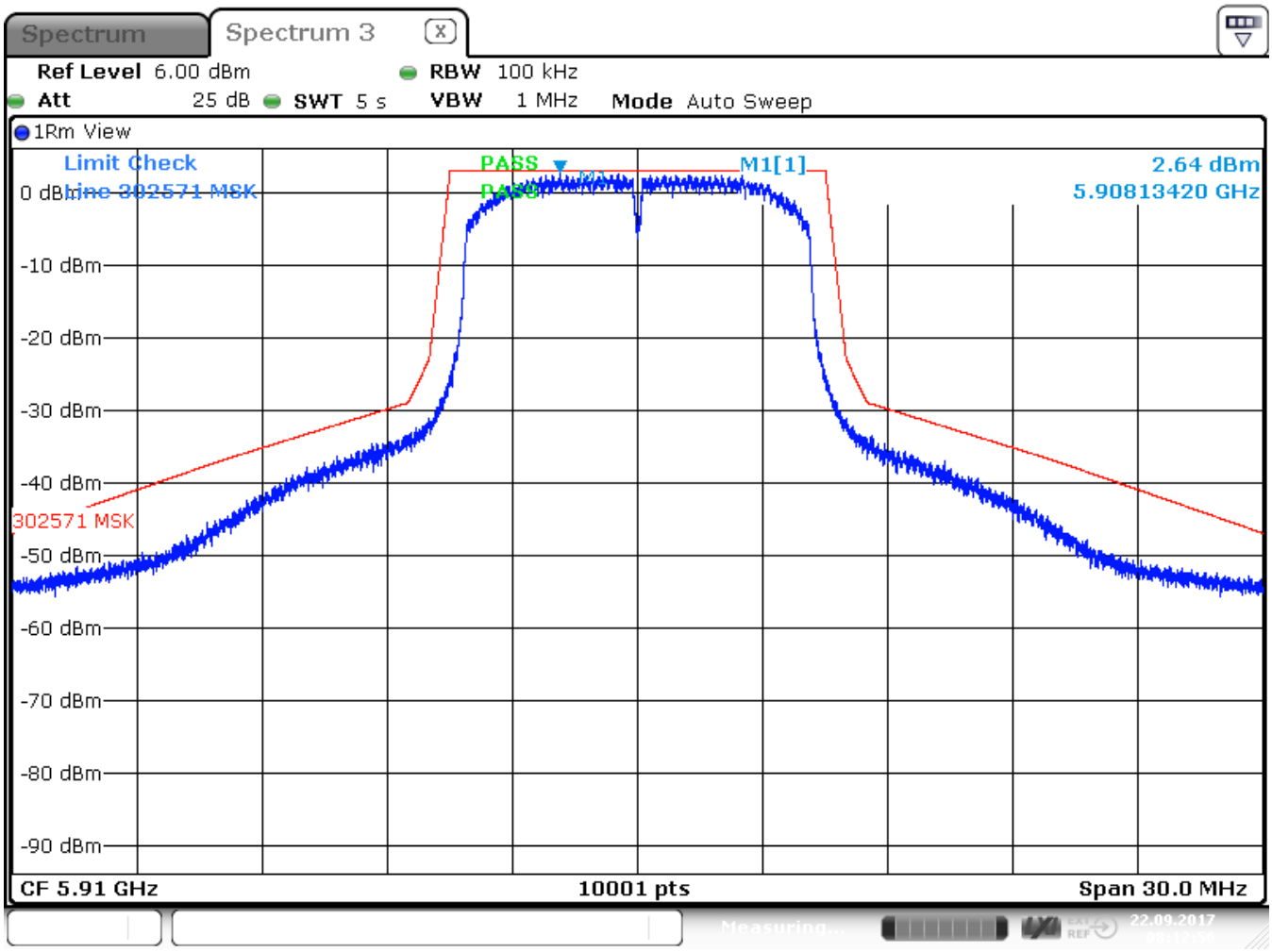


Date:22.SEP.2017 08:12:56

**LIMITS SUBCLAUSE 8.10.6**

See page 53.

TEST EQUIPMENT USED: EMV-205

Ambient temperature: 23°C Relative humidity: 40%

**Transmitter spectrum mask within the 5 GHz ITS frequency band for 10 MHz channels SUBCLAUSE 8.10.6**

Rated output power 27 dBm eirp (conducted measurement)

Measured Radio: 1 – data rate 27 MBps

Transmitter operating – 5920 MHz Modulated

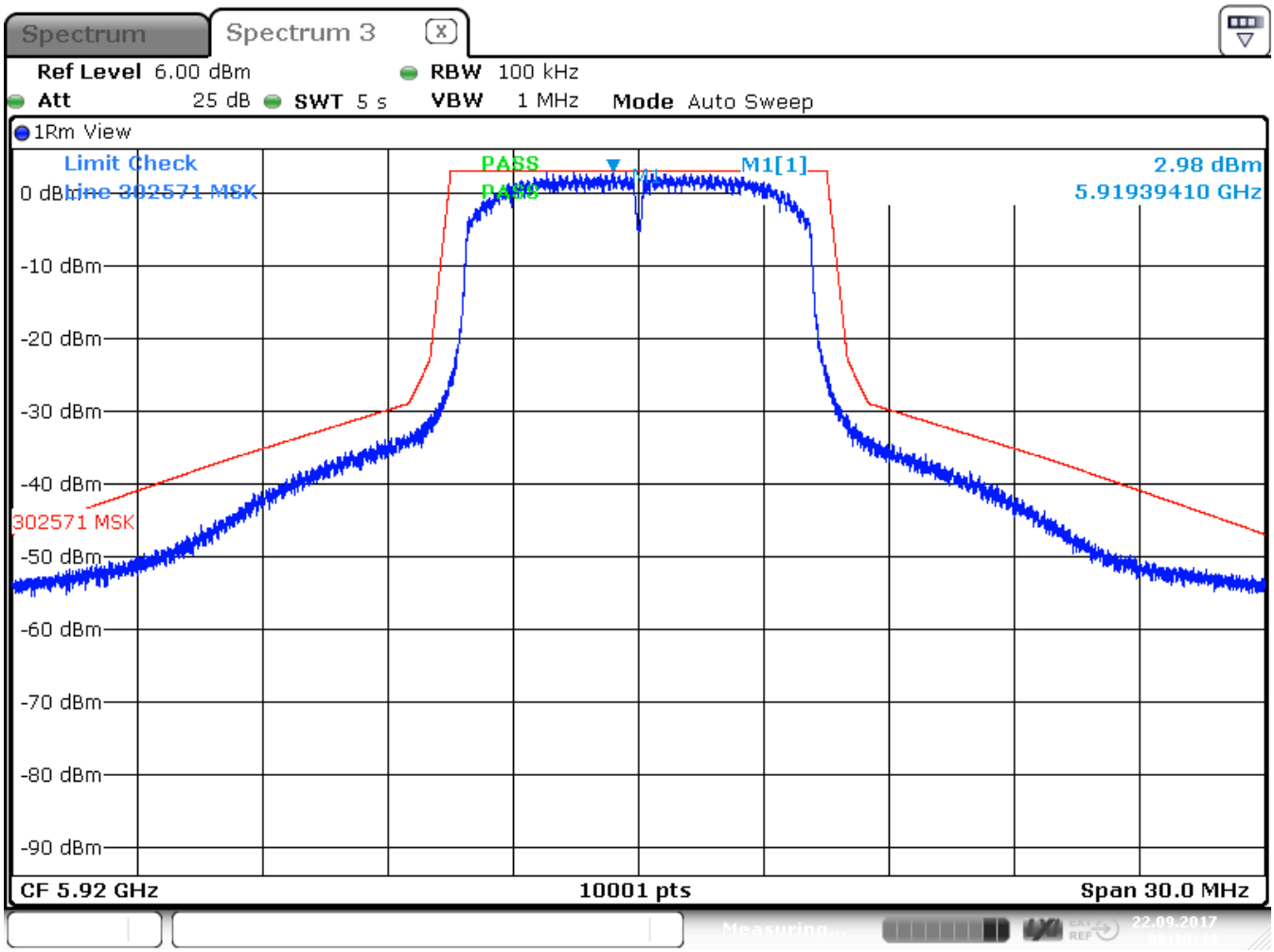


Date:22.SEP.2017 08:10:45

**LIMITS SUBCLAUSE 8.10.6**

See page 53.

TEST EQUIPMENT USED: EMV-205

Ambient temperature: 23°C Relative humidity: 40%

**Transmitter spectrum mask within the 5 GHz ITS frequency band for 10 MHz channels SUBCLAUSE 8.10.6**

Rated output power 27 dBm eirp (conducted measurement)

Measured Radio: 2 – data rate 27 MBps

Transmitter operating – 5860 MHz Modulated

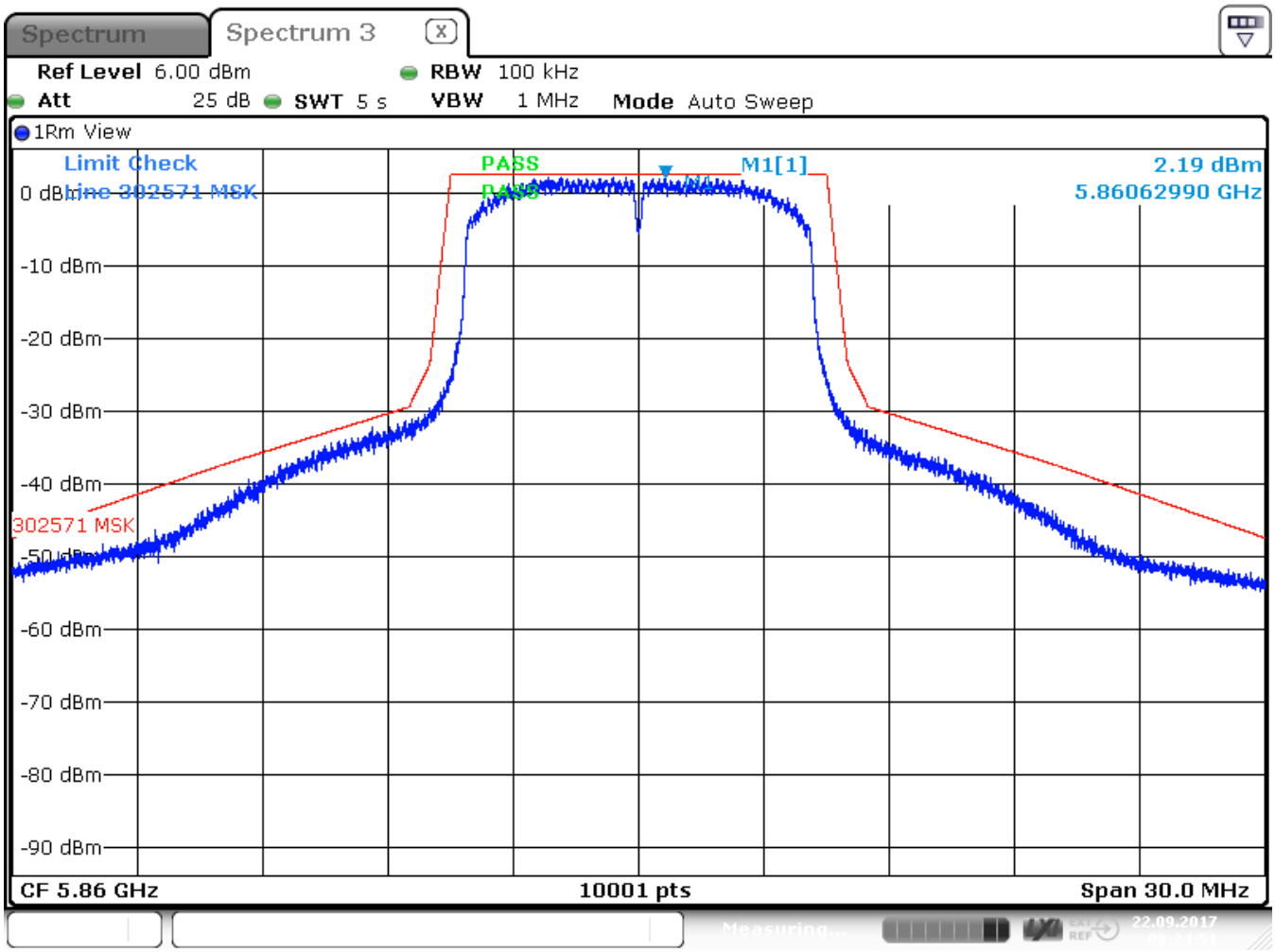


Date: 22.SEP.2017 08:24:51

**LIMITS SUBCLAUSE 8.10.6**

See page 53.

TEST EQUIPMENT USED: EMV-205

Ambient temperature: 23°C Relative humidity: 40%

**Transmitter spectrum mask within the 5 GHz ITS frequency band for 10 MHz channels SUBCLAUSE 8.10.6**

Rated output power 27 dBm eirp (conducted measurement)

Measured Radio: 2 – data rate 27 MBps

Transmitter operating – 5870 MHz Modulated

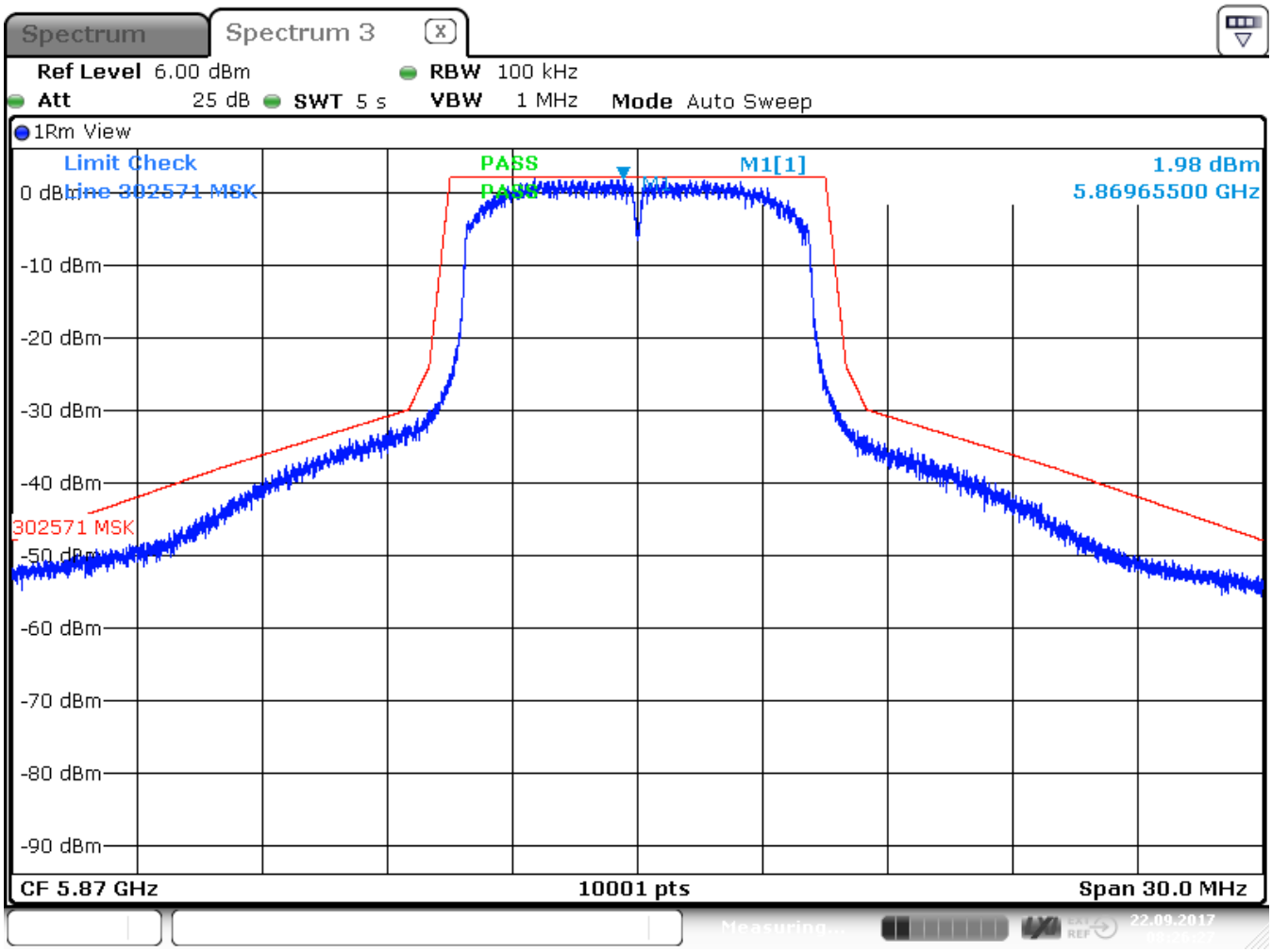


Date:22.SEP.2017 08:26:28

**LIMITS SUBCLAUSE 8.10.6**

See page 53.

TEST EQUIPMENT USED: EMV-205

Ambient temperature: 23°C Relative humidity: 40%

**Transmitter spectrum mask within the 5 GHz ITS frequency band for 10 MHz channels SUBCLAUSE 8.10.6**

Rated output power 27 dBm eirp (conducted measurement)

Measured Radio: 2 – data rate 27 MBps

Transmitter operating – 5880 MHz Modulated

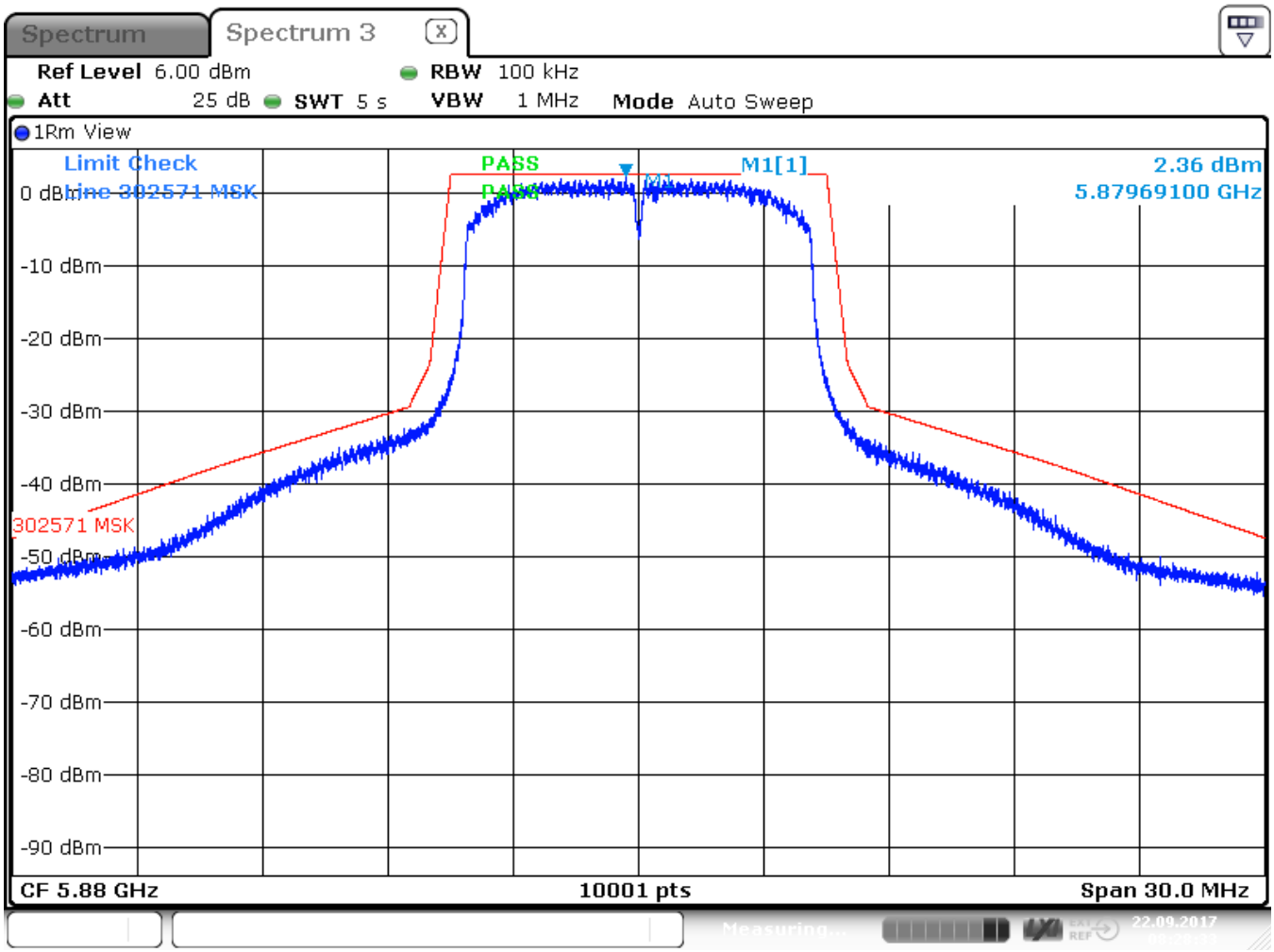


Date: 22.SEP.2017 08:28:34

**LIMITS SUBCLAUSE 8.10.6**

See page 53.

TEST EQUIPMENT USED: EMV-205

Ambient temperature: 23°C Relative humidity: 40%

**Transmitter spectrum mask within the 5 GHz ITS frequency band for 10 MHz channels SUBCLAUSE 8.10.6**

Rated output power 27 dBm eirp (conducted measurement)

Measured Radio: 2 – data rate 27 MBps

Transmitter operating – 5890 MHz Modulated

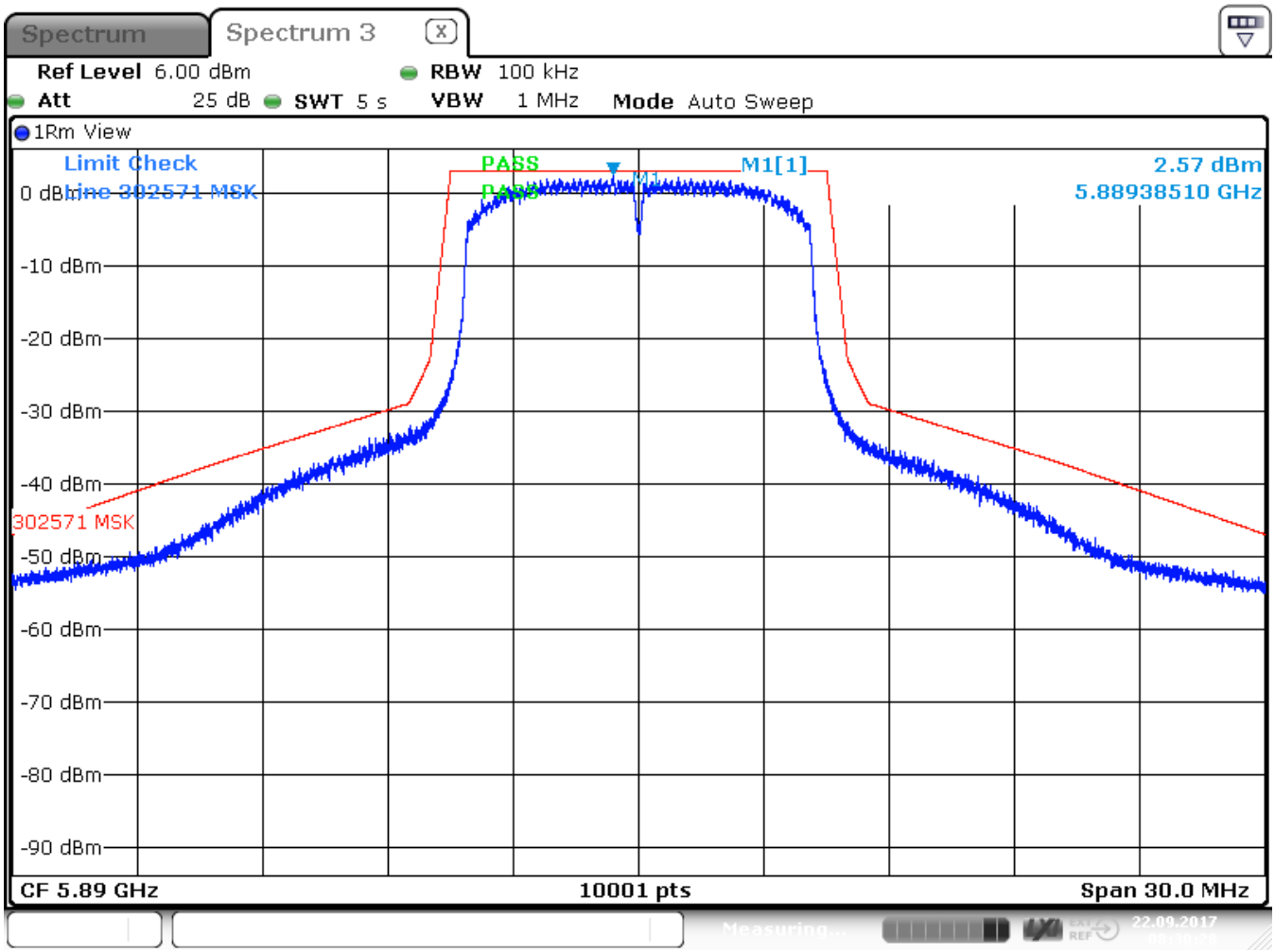


Date: 22.SEP.2017 08:30:28

**LIMITS SUBCLAUSE 8.10.6**

See page 53.

TEST EQUIPMENT USED: EMV-205

Ambient temperature: 23°C Relative humidity: 40%

**Transmitter spectrum mask within the 5 GHz ITS frequency band for 10 MHz channels SUBCLAUSE 8.10.6**

Rated output power 27 dBm eirp (conducted measurement)

Measured Radio: 2 – data rate 27 MBps

Transmitter operating – 5900 MHz Modulated

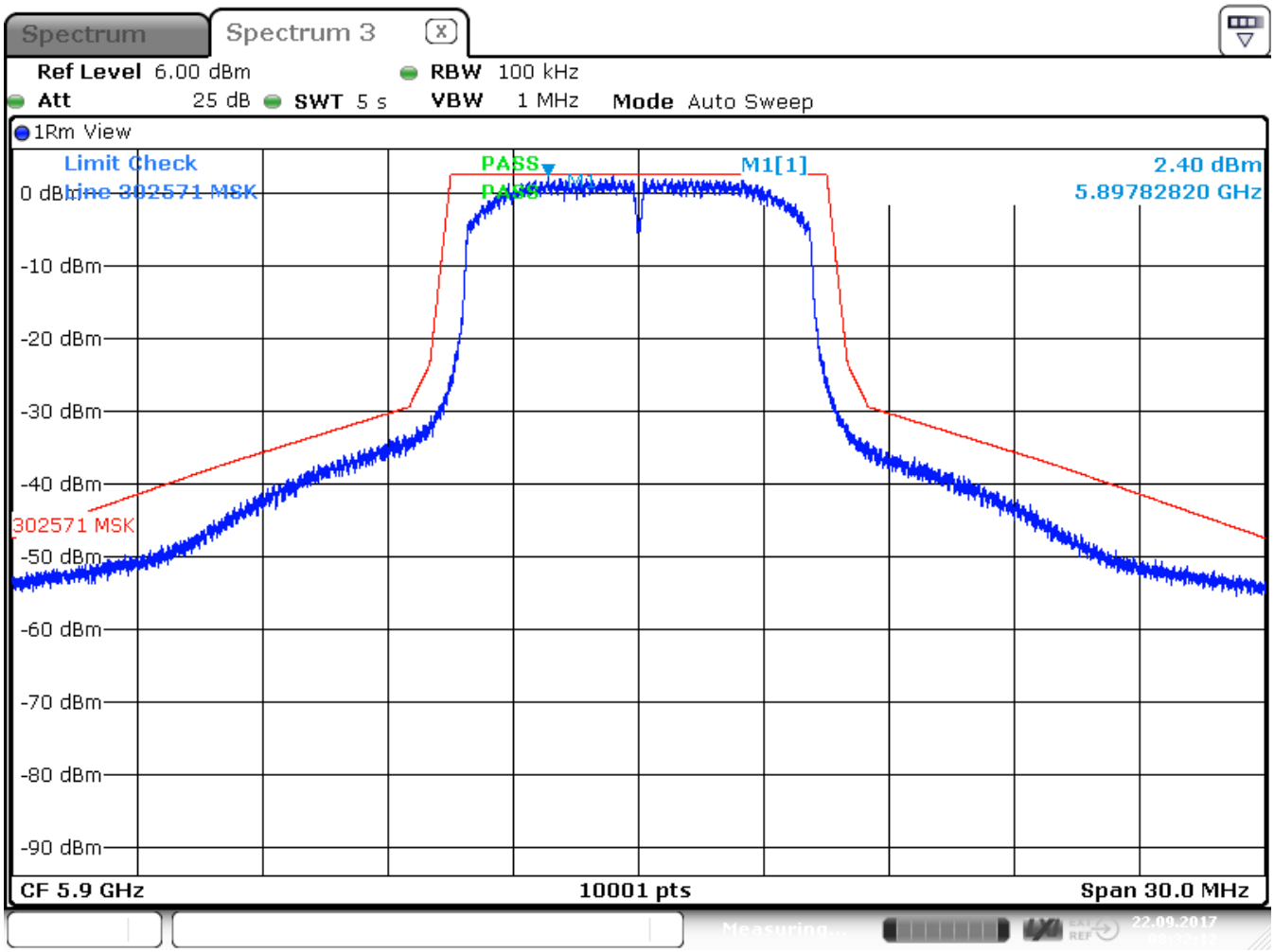


Date:22.SEP.2017 08:32:12

**LIMITS SUBCLAUSE 8.10.6**

See page 53.

TEST EQUIPMENT USED: EMV-205

Ambient temperature: 23°C Relative humidity: 40%

**Transmitter spectrum mask within the 5 GHz ITS frequency band for 10 MHz channels SUBCLAUSE 8.10.6**

Rated output power 27 dBm eirp (conducted measurement)

Measured Radio: 2 – data rate 27 MBps

Transmitter operating – 5910 MHz Modulated

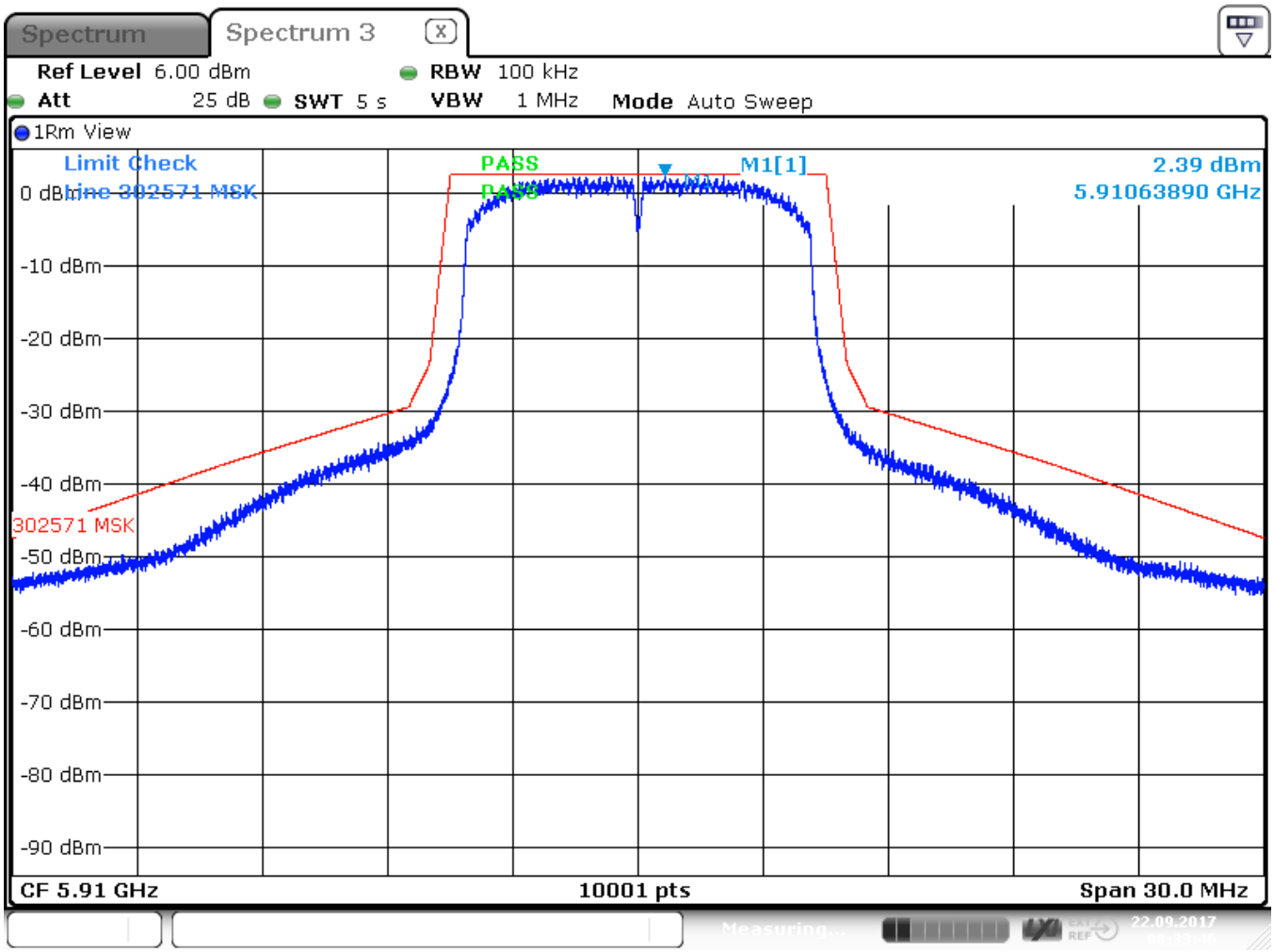


Date:22.SEP.2017 08:33:46

**LIMITS SUBCLAUSE 8.10.6**

See page 53.

TEST EQUIPMENT USED: EMV-205

Ambient temperature: 23°C Relative humidity: 40%

**Transmitter spectrum mask within the 5 GHz ITS frequency band for 10 MHz channels SUBCLAUSE 8.10.6**

Rated output power 27 dBm eirp (conducted measurement)

Measured Radio: 2 – data rate 27 MBps

Transmitter operating – 5920 MHz Modulated

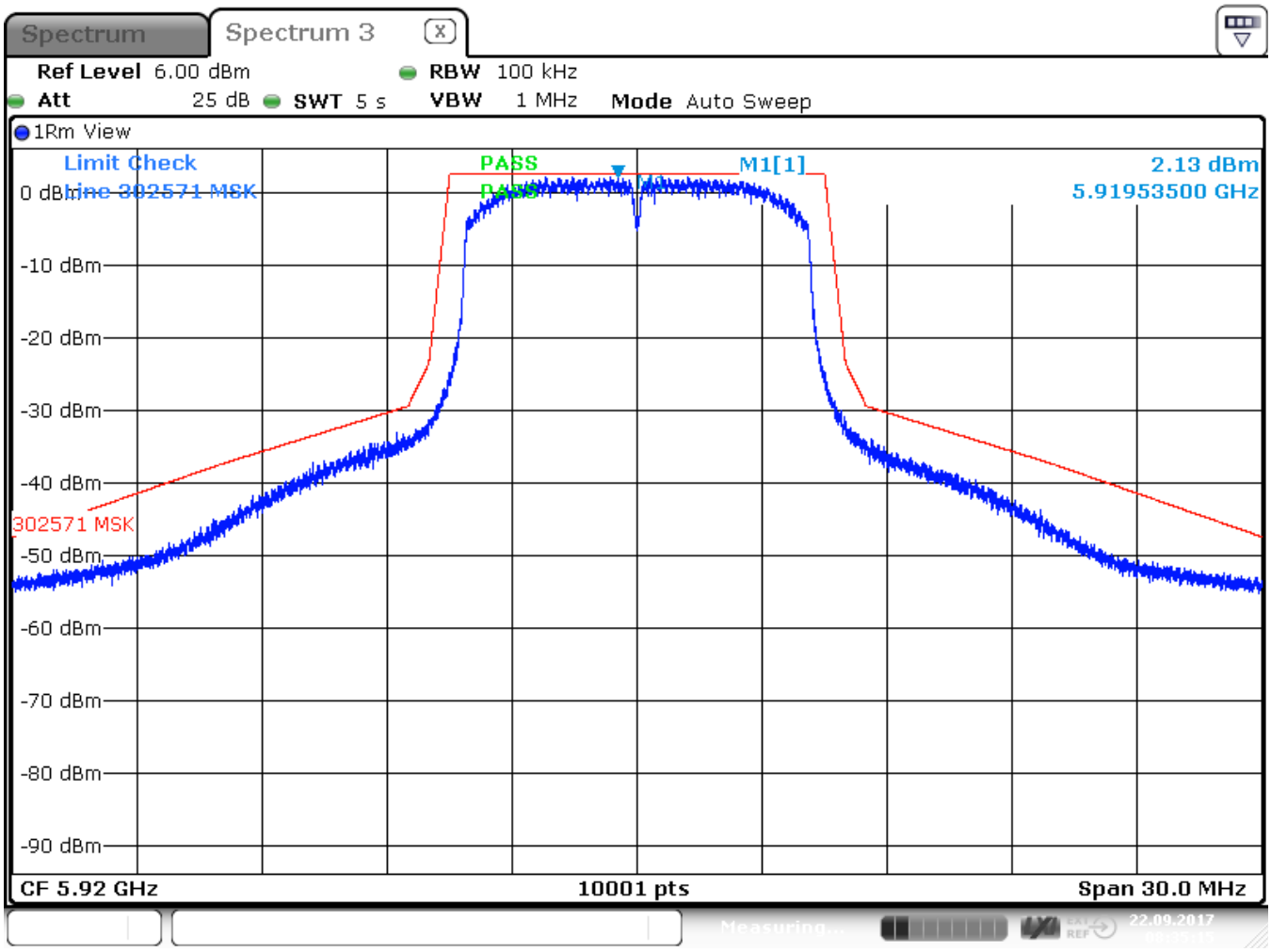


Date: 22.SEP.2017 08:35:15

**LIMITS SUBCLAUSE 8.10.6**

See page 53.

TEST EQUIPMENT USED: EMV-205

Ambient temperature: 23°C Relative humidity: 40%

## Receiver spurious emissions SUBCLAUSE 15.209

## LIMITS SUBCLAUSE 15.209

| Frequency (MHz) | Field strength (microvolts/meter) | Measurement distance (meters) |
|---|---|---|
| 0.009–0.490 | 2400/F(kHz) | 300 |
| 0.490–1.705 | 24000/F(kHz) | 30 |
| 1.705–30.0 | 30 | 30 |
| 30–88 | 100** | 3 |
| 88–216 | 150** | 3 |
| 216–960 | 200** | 3 |
| Above 960 | 500 | 3 |

Ambient temperature: 23°C Relative humidity: 40%

**Receiver spurious emissions** **SUBCLAUSE 15.209**

radiated measurement

Measured Radio: Both receiving at the same frequency – powered via Power over Ethernet

Receiver operating – 5860 MHz

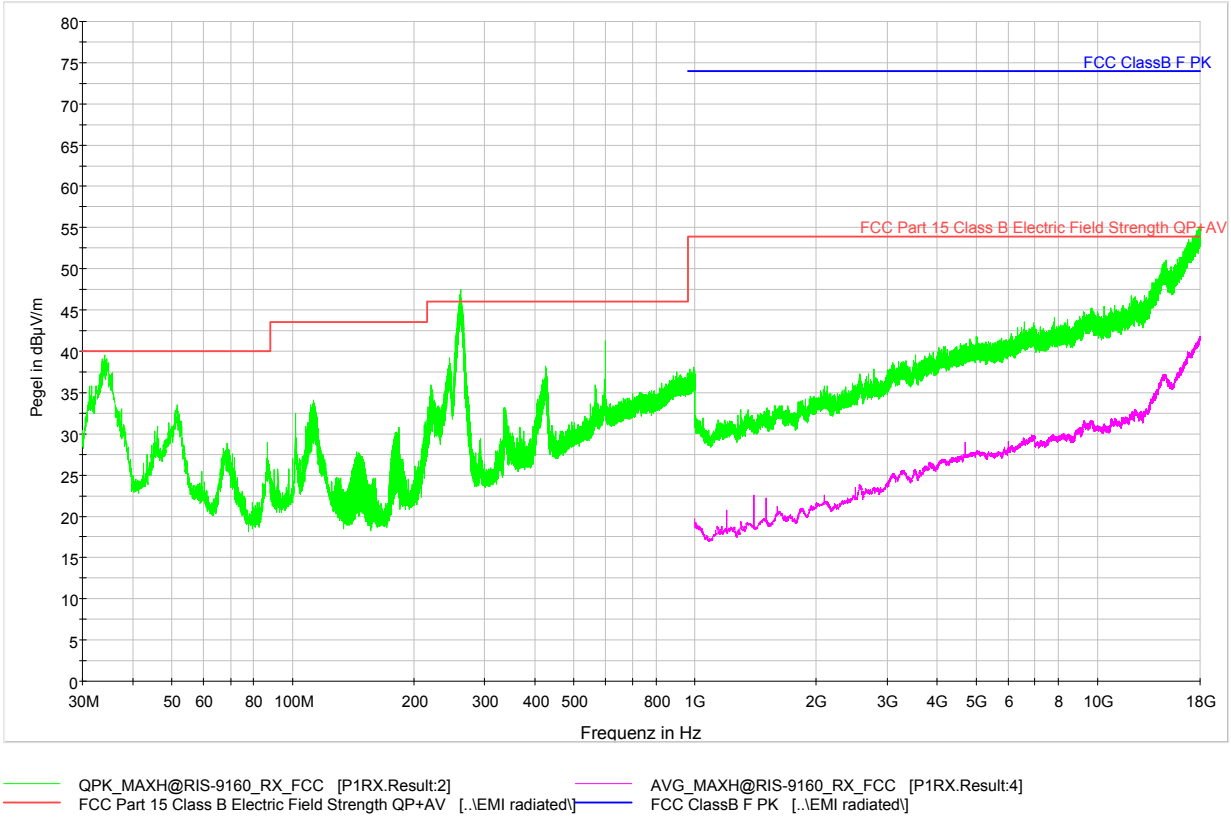


**Quasi-Peak values:**

33,6 MHz 27,7 dBµV/m
261,51 MHz 37,7 dBµV/m
600,00 MHz 37,7 dBµV/m

**LIMITS** **SUBCLAUSE 15.209**

See page 82.

TEST EQUIPMENT USED: EMV-100; EMV-101; EMV-102; EMV-103; EMV-110; EMV-111; EMV-112; EMV-200; EMV-202

Ambient temperature: 23°C Relative humidity: 40%

**Receiver spurious emissions** **SUBCLAUSE 15.209**

radiated measurement

Measured Radio: Both receiving at the same frequency – powered via Power over Ethernet

Receiver operating – 5870 MHz

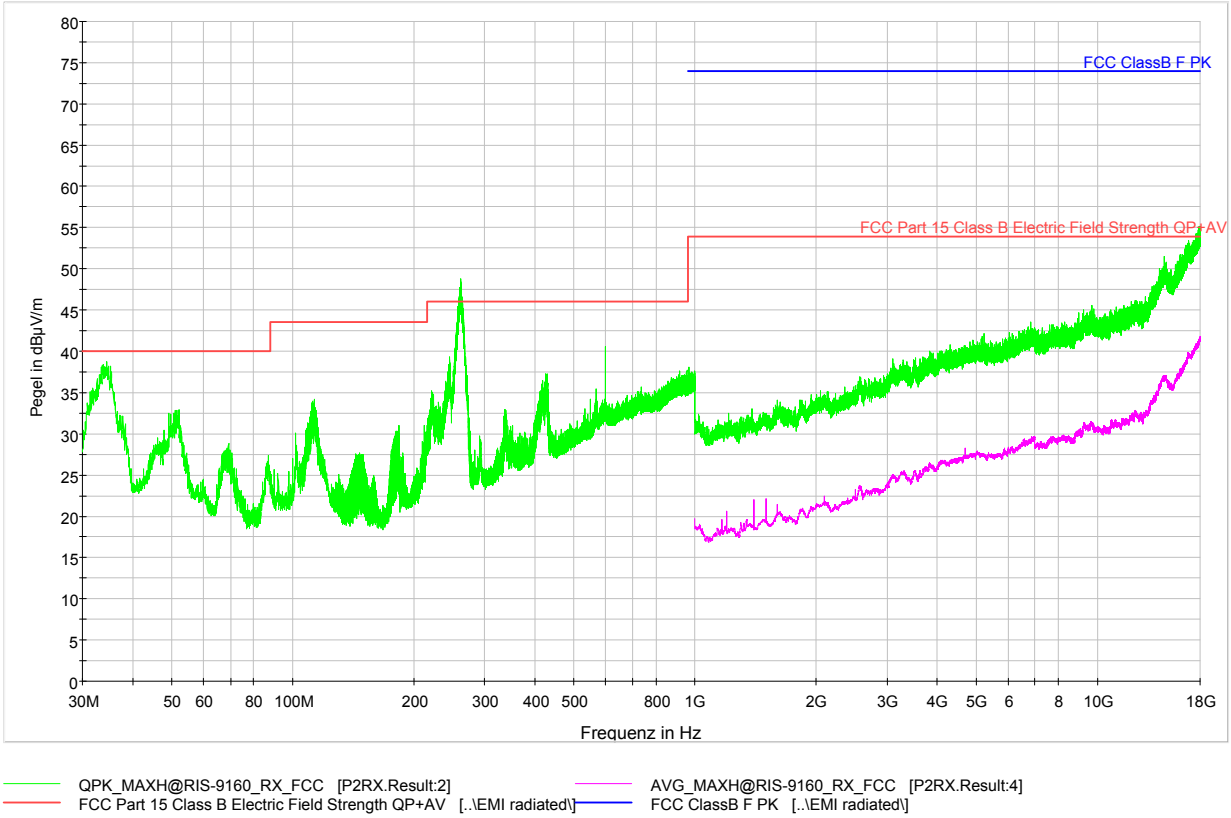


**Quasi-Peak values:**

33,6 MHz 27,4 dBµV/m
261,51 MHz 37,7 dBµV/m
600,00 MHz 37,7 dBµV/m

**LIMITS** **SUBCLAUSE 15.209**

See page 82.

TEST EQUIPMENT USED: EMV-100; EMV-101; EMV-102; EMV-103; EMV-110; EMV-111; EMV-112; EMV-200; EMV-202

Ambient temperature: 23°C Relative humidity: 40%

**Receiver spurious emissions** **SUBCLAUSE 15.209**

radiated measurement

Measured Radio: Both receiving at the same frequency – powered via Power over Ethernet

Receiver operating – 5880 MHz

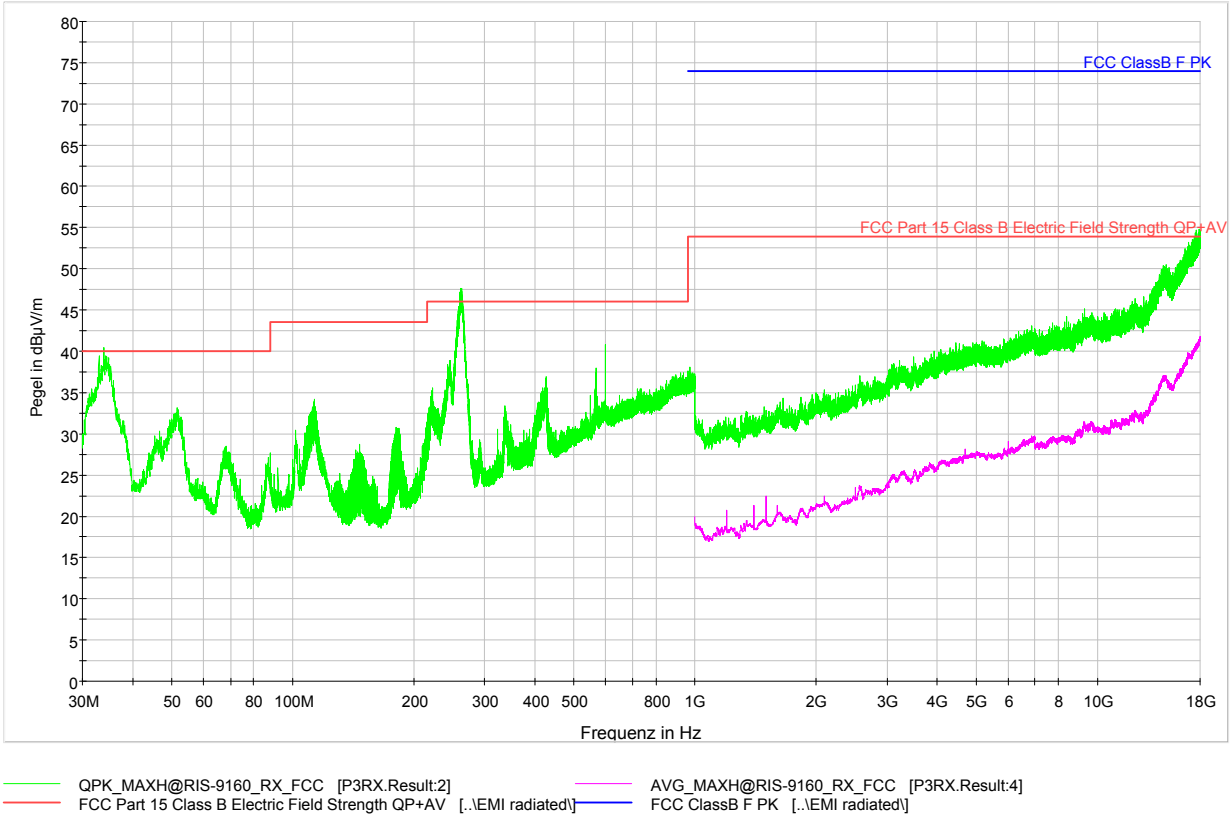


**Quasi-Peak values:**

33,6 MHz 27,7 dBµV/m
261,51 MHz 37,7 dBµV/m
600,00 MHz 37,7 dBµV/m

**LIMITS** **SUBCLAUSE 15.209**

See page 82.

TEST EQUIPMENT USED: EMV-100; EMV-101; EMV-102; EMV-103; EMV-110; EMV-111; EMV-112; EMV-200; EMV-202

Ambient temperature: 23°C Relative humidity: 40%

**Receiver spurious emissions** **SUBCLAUSE 15.209**

radiated measurement

Measured Radio: Both receiving at the same frequency – powered via Power over Ethernet

Receiver operating – 5890 MHz

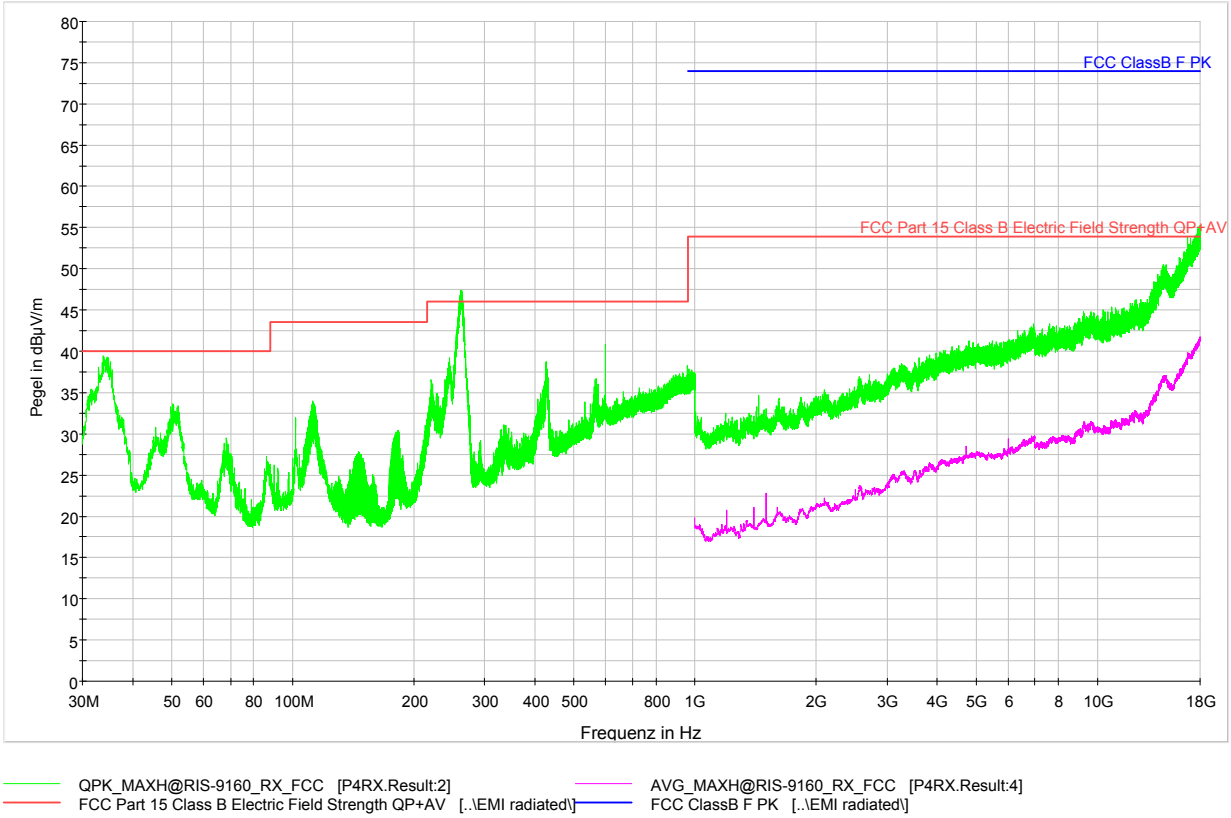


**Quasi-Peak values:**

33,6 MHz 27,7 dBµV/m
261,51 MHz 37,7 dBµV/m
600,00 MHz 37,7 dBµV/m

**LIMITS** **SUBCLAUSE 15.209**

See page 82.

TEST EQUIPMENT USED: EMV-100; EMV-101; EMV-102; EMV-103; EMV-110; EMV-111; EMV-112; EMV-200; EMV-202

Ambient temperature: 23°C Relative humidity: 40%

**Receiver spurious emissions** **SUBCLAUSE 15.209**

radiated measurement

Measured Radio: Both receiving at the same frequency – powered via Power over Ethernet

Receiver operating – 5900 MHz

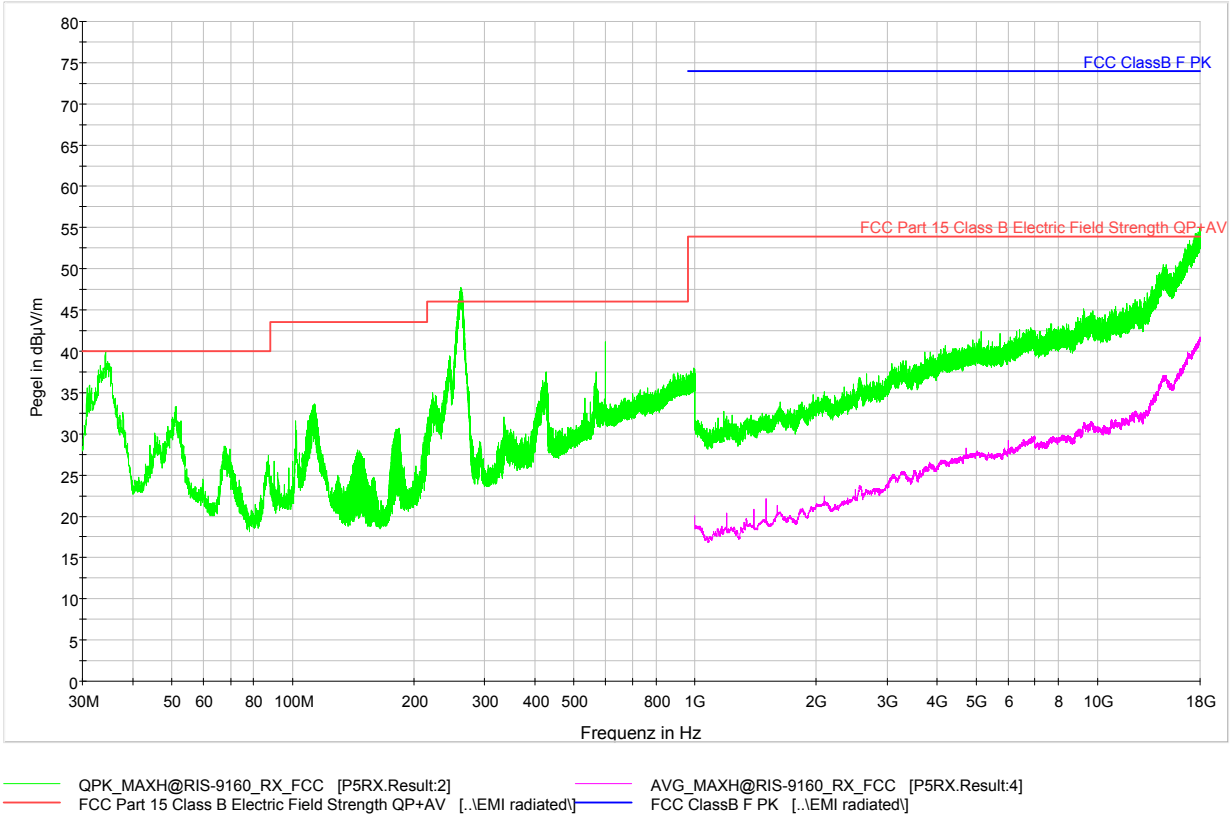


**Quasi-Peak values:**

33,6 MHz 27,5 dBµV/m
261,51 MHz 37,7 dBµV/m
600,00 MHz 37,7 dBµV/m

**LIMITS** **SUBCLAUSE 15.209**

See page 82.

TEST EQUIPMENT USED: EMV-100; EMV-101; EMV-102; EMV-103; EMV-110; EMV-111; EMV-112; EMV-200; EMV-202

Ambient temperature: 23°C Relative humidity: 40%

**Receiver spurious emissions** **SUBCLAUSE 15.209**

radiated measurement

Measured Radio: Both receiving at the same frequency – powered via Power over Ethernet

Receiver operating – 5910 MHz

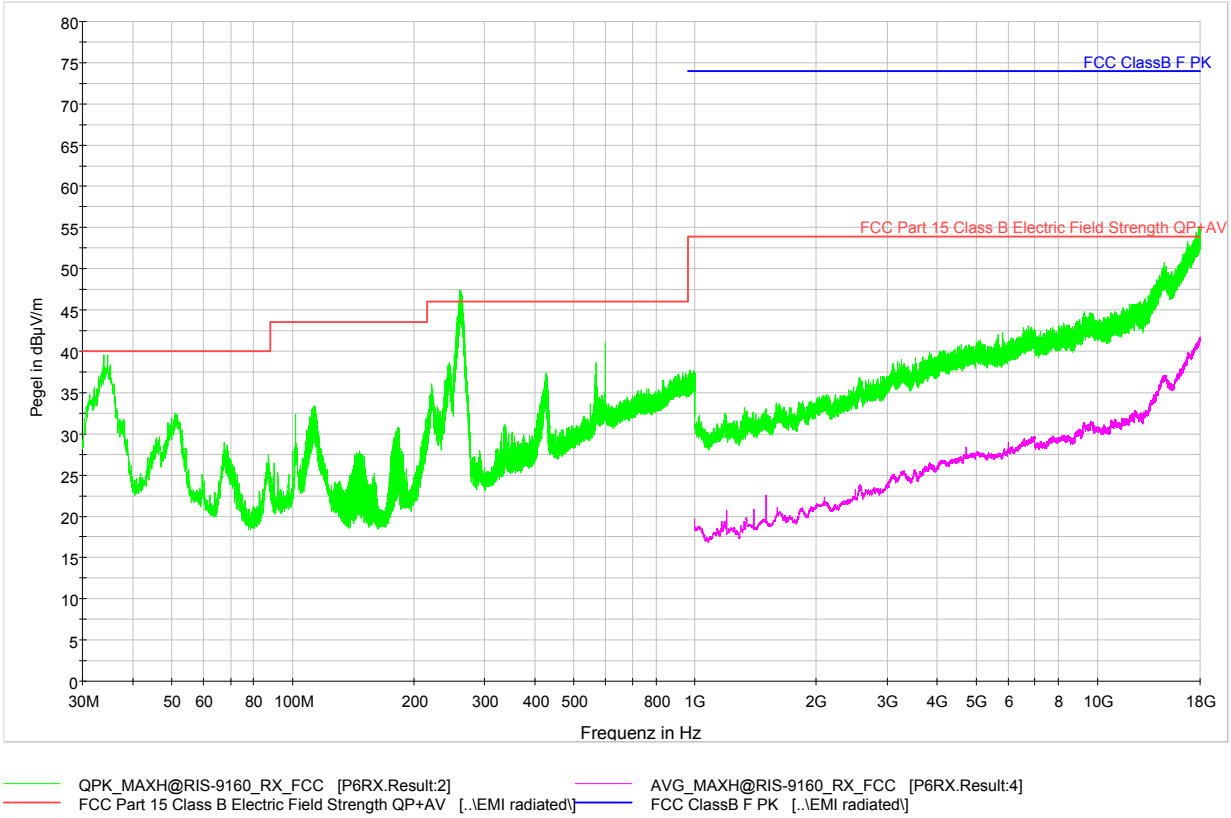


**Quasi-Peak values:**

33,6 MHz 27,7 dBµV/m
261,51 MHz 37,7 dBµV/m
600,00 MHz 37,7 dBµV/m

**LIMITS** **SUBCLAUSE 15.209**

See page 82.

TEST EQUIPMENT USED: EMV-100; EMV-101; EMV-102; EMV-103; EMV-110; EMV-111; EMV-112; EMV-200; EMV-202

Ambient temperature: 23°C Relative humidity: 40%

**Receiver spurious emissions** **SUBCLAUSE 15.209**

radiated measurement

Measured Radio: Both receiving at the same frequency – powered via Power over Ethernet

Receiver operating – 5920 MHz

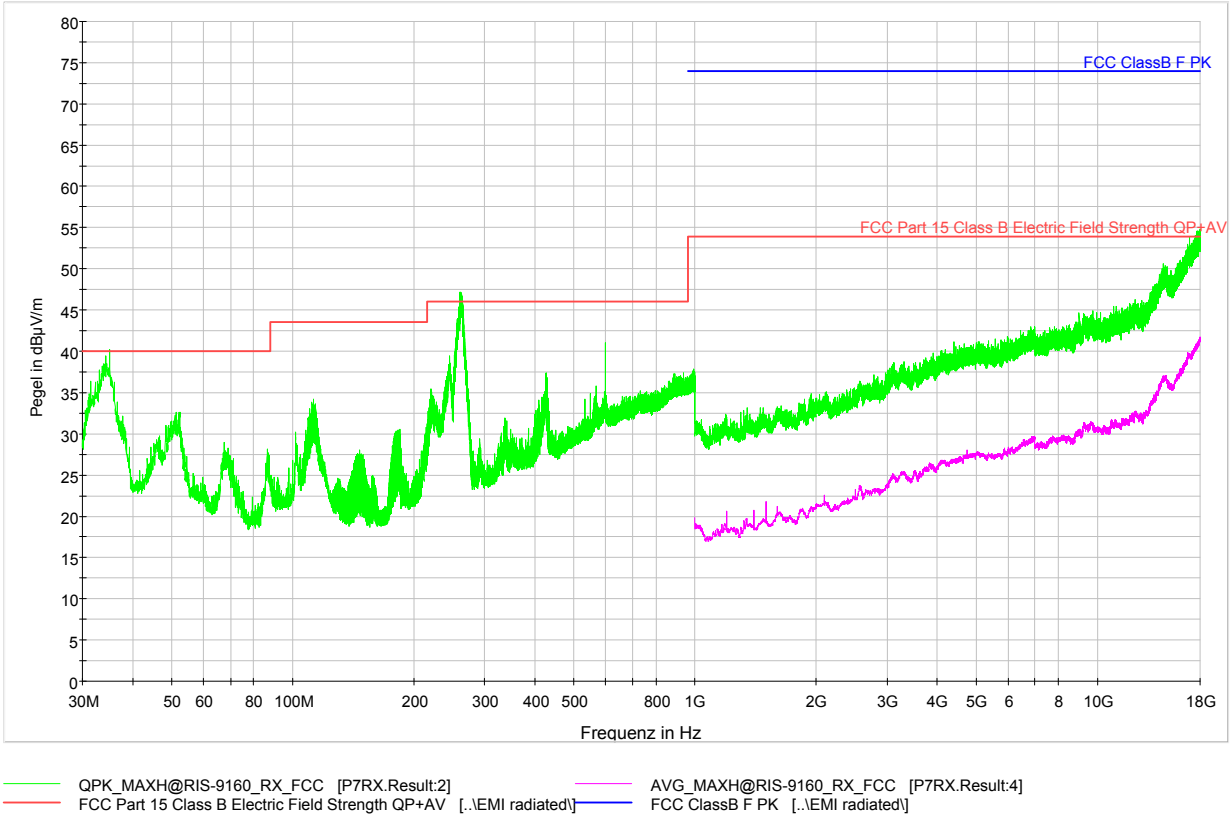


**Quasi-Peak values:**

33,6 MHz 27,7 dBµV/m
261,51 MHz 37,7 dBµV/m
600,00 MHz 37,7 dBµV/m

**LIMITS** **SUBCLAUSE 15.209**

See page 82.

TEST EQUIPMENT USED: EMV-100; EMV-101; EMV-102; EMV-103; EMV-110; EMV-111; EMV-112; EMV-200; EMV-202

Ambient temperature: 23°C Relative humidity: 40%

**Receiver spurious emissions** **SUBCLAUSE 15.209**

radiated measurement

Measured Radio: Both receiving at the same frequency – powered via 48V DC

Receiver operating – 5860 MHz

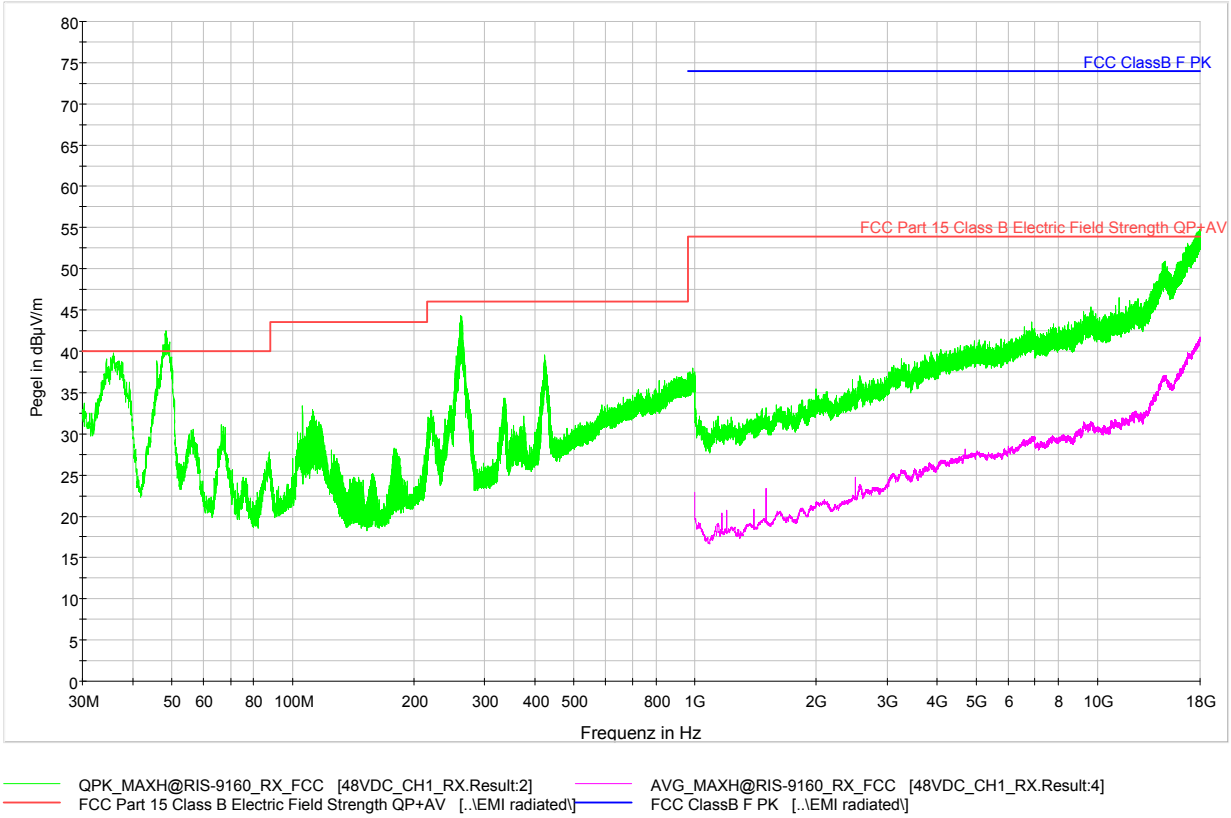


**Quasi-Peak values:**

35,85 MHz 30,0 dBµV/m
48,51 MHz 31,7 dBµV/m
261,99 MHz 34,4 dBµV/m
421,89 MHz 27,4 dBµV/m

**LIMITS** **SUBCLAUSE 15.209**

See page 82.

TEST EQUIPMENT USED: EMV-100; EMV-101; EMV-102; EMV-103; EMV-110; EMV-111; EMV-112; EMV-200; EMV-202

Ambient temperature: 23°C Relative humidity: 40%

**Receiver spurious emissions** **SUBCLAUSE 15.209**

radiated measurement

Measured Radio: Both receiving at the same frequency – powered via 48V DC

Receiver operating – 5870 MHz

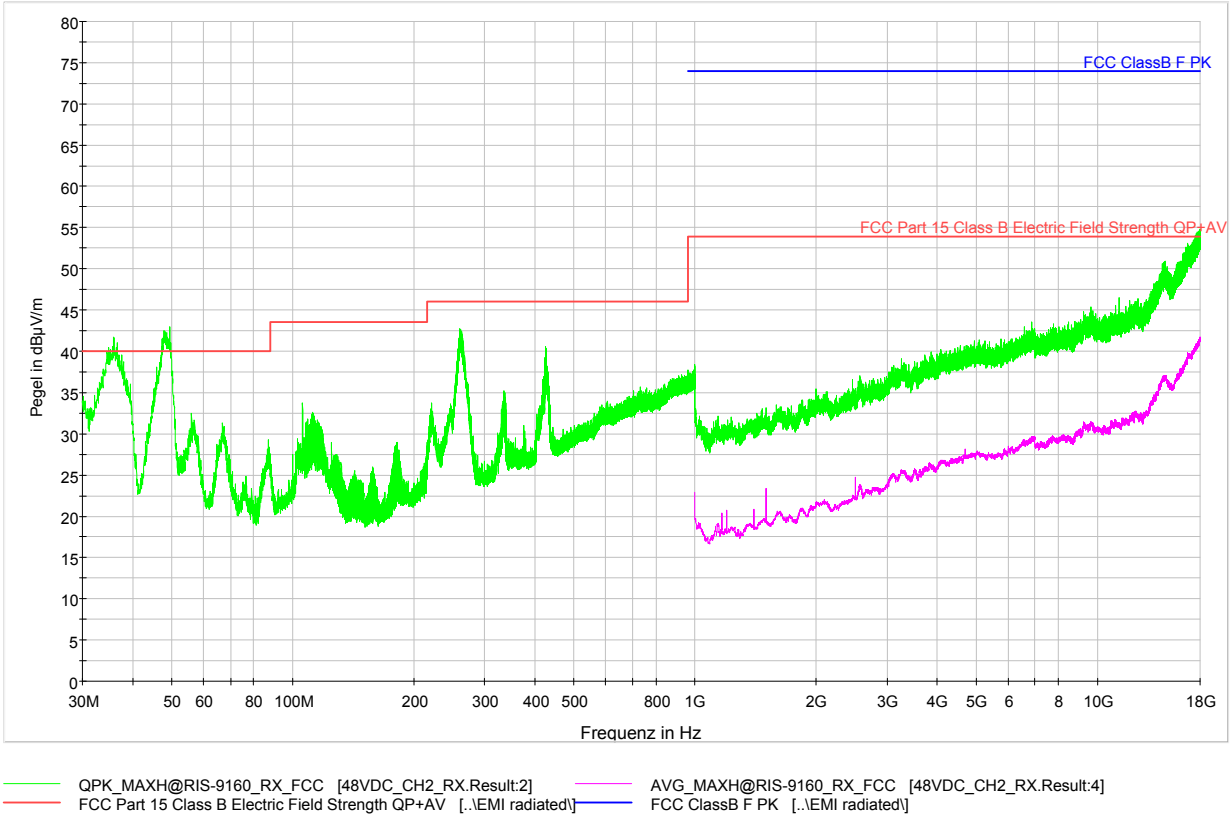


**Quasi-Peak values:**

35,85 MHz 30,0 dBµV/m
48,51 MHz 31,7 dBµV/m
261,99 MHz 34,4 dBµV/m
421,89 MHz 27,4 dBµV/m

**LIMITS** **SUBCLAUSE 15.209**

See page 82.

TEST EQUIPMENT USED: EMV-100; EMV-101; EMV-102; EMV-103; EMV-110; EMV-111; EMV-112; EMV-200; EMV-202

Ambient temperature: 23°C Relative humidity: 40%

**Receiver spurious emissions** **SUBCLAUSE 15.209**

radiated measurement

Measured Radio: Both receiving at the same frequency – powered via 48V DC

Receiver operating – 5880 MHz

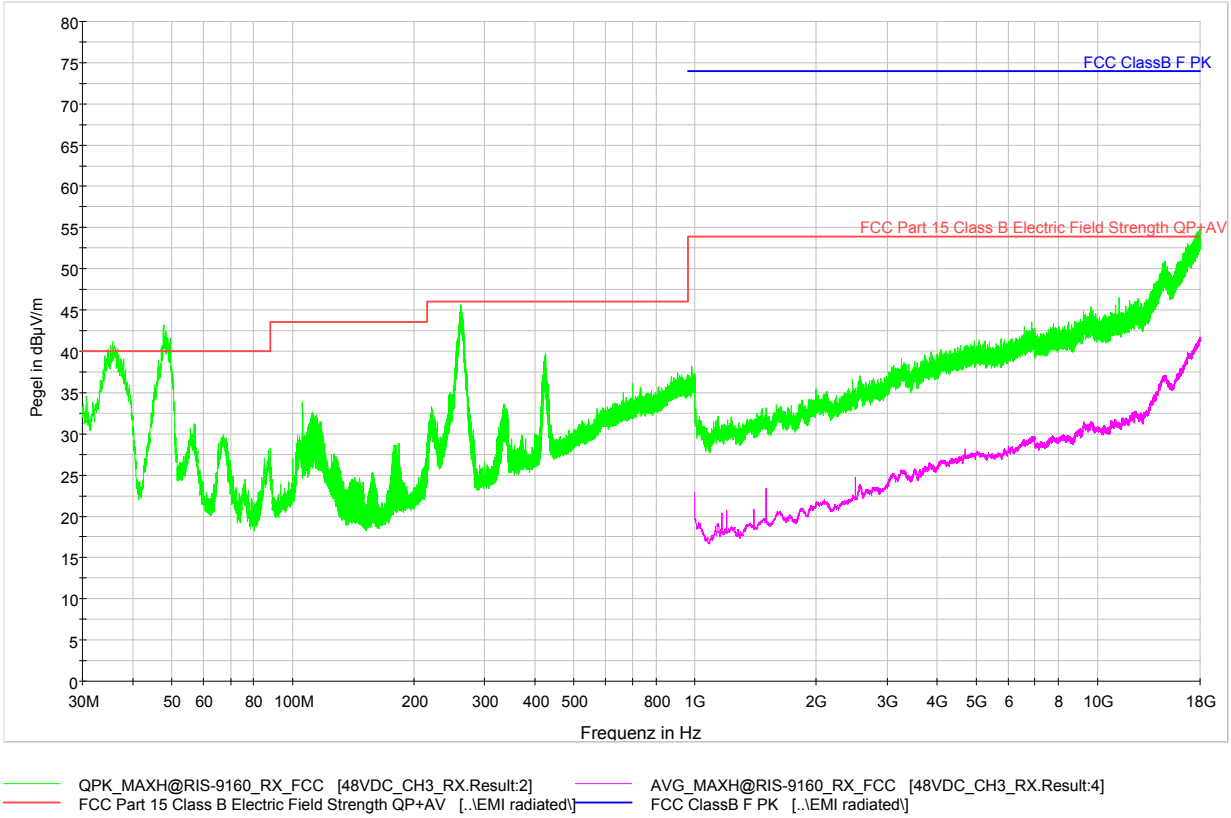


**Quasi-Peak values:**

35,85 MHz 30,0 dBµV/m
48,51 MHz 31,7 dBµV/m
261,99 MHz 34,4 dBµV/m
421,89 MHz 27,4 dBµV/m

**LIMITS** **SUBCLAUSE 15.209**

See page 82.

TEST EQUIPMENT USED: EMV-100; EMV-101; EMV-102; EMV-103; EMV-110; EMV-111; EMV-112; EMV-200; EMV-202

Ambient temperature: 23°C Relative humidity: 40%

**Receiver spurious emissions** **SUBCLAUSE 15.209**

radiated measurement

Measured Radio: Both receiving at the same frequency – powered via 48V DC

Receiver operating – 5890 MHz

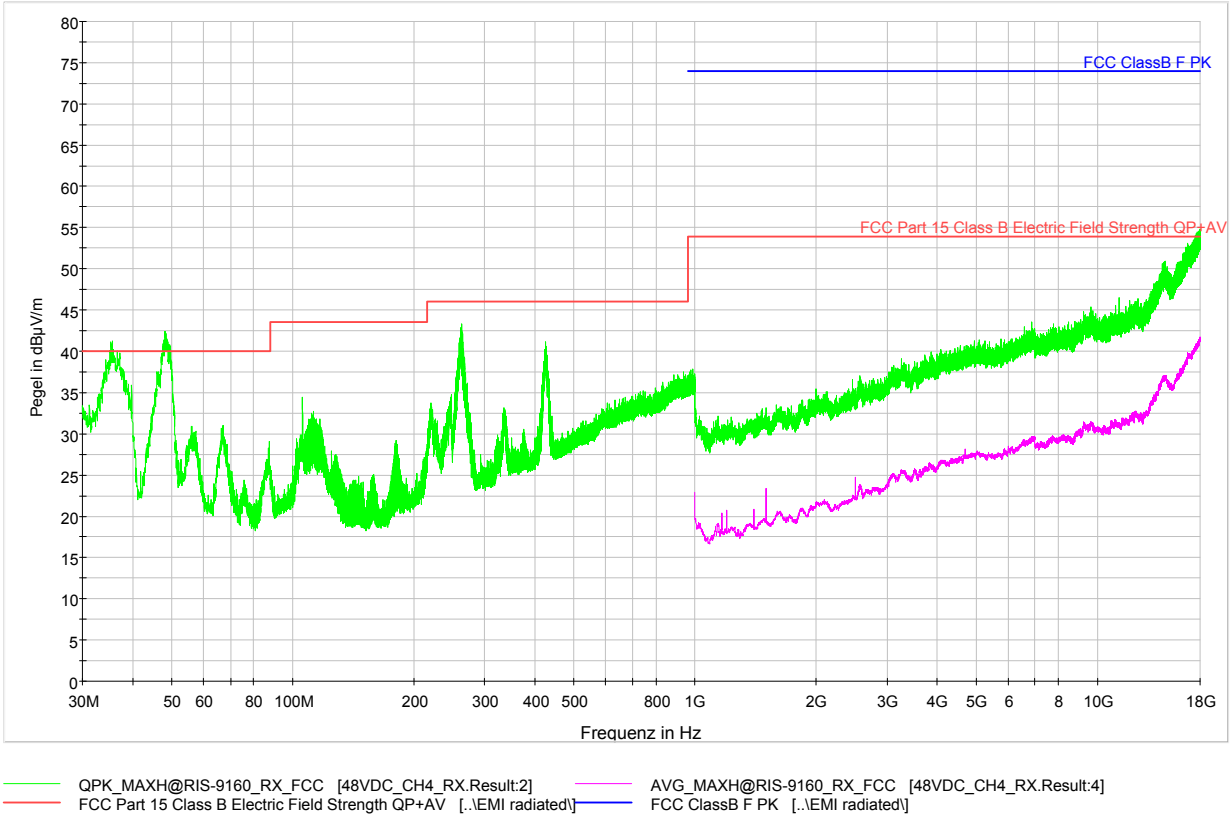


**Quasi-Peak values:**

35,85 MHz 30,0 dBµV/m
48,51 MHz 31,7 dBµV/m
261,99 MHz 34,4 dBµV/m
421,89 MHz 27,4 dBµV/m

**LIMITS** **SUBCLAUSE 15.209**

See page 82.

TEST EQUIPMENT USED: EMV-100; EMV-101; EMV-102; EMV-103; EMV-110; EMV-111; EMV-112; EMV-200; EMV-202

Ambient temperature: 23°C Relative humidity: 40%

**Receiver spurious emissions** **SUBCLAUSE 15.209**

radiated measurement

Measured Radio: Both receiving at the same frequency – powered via 48V DC

Receiver operating – 5900 MHz

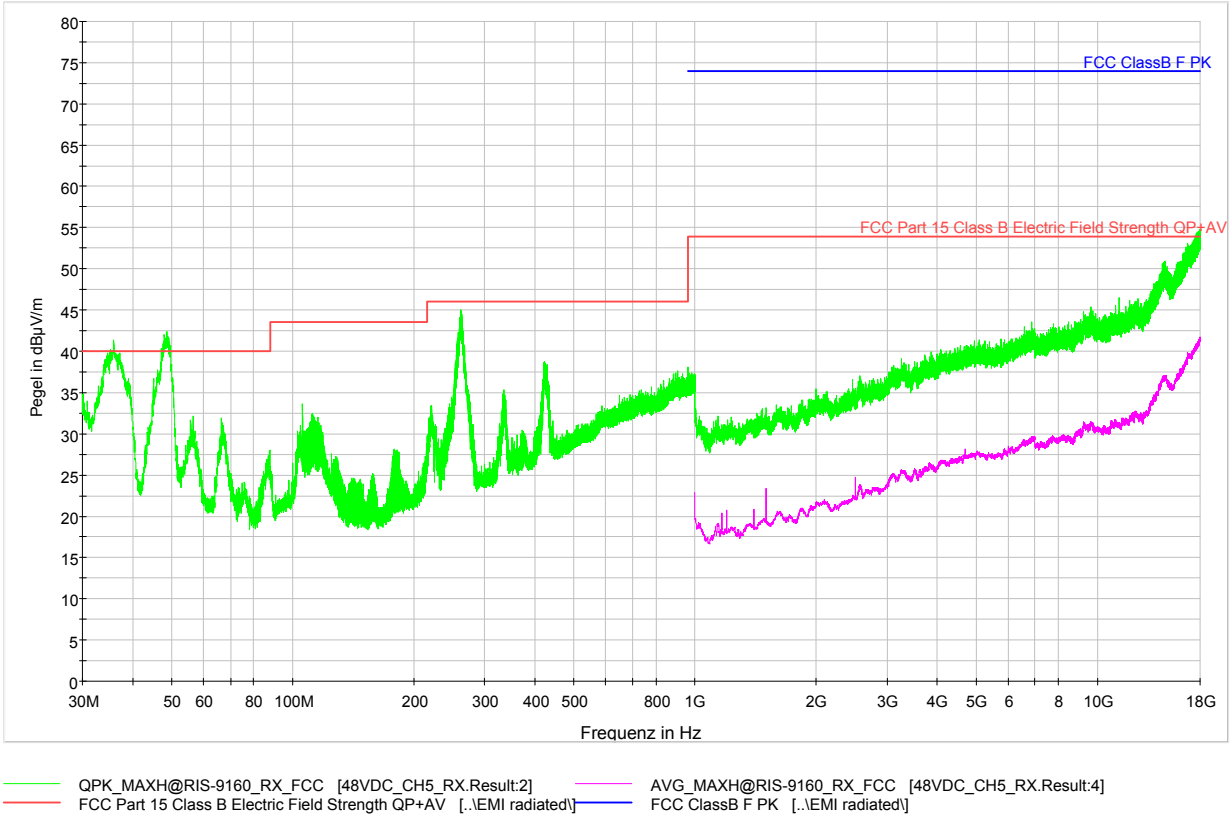


**Quasi-Peak values:**

35,85 MHz 30,0 dBµV/m
48,51 MHz 31,7 dBµV/m
261,99 MHz 34,4 dBµV/m
421,89 MHz 27,4 dBµV/m

**LIMITS** **SUBCLAUSE 15.209**

See page 82.

TEST EQUIPMENT USED: EMV-100; EMV-101; EMV-102; EMV-103; EMV-110; EMV-111; EMV-112; EMV-200; EMV-202

Ambient temperature: 23°C Relative humidity: 40%

**Receiver spurious emissions** **SUBCLAUSE 15.209**

radiated measurement

Measured Radio: Both receiving at the same frequency – powered via 48V DC

Receiver operating – 5910 MHz

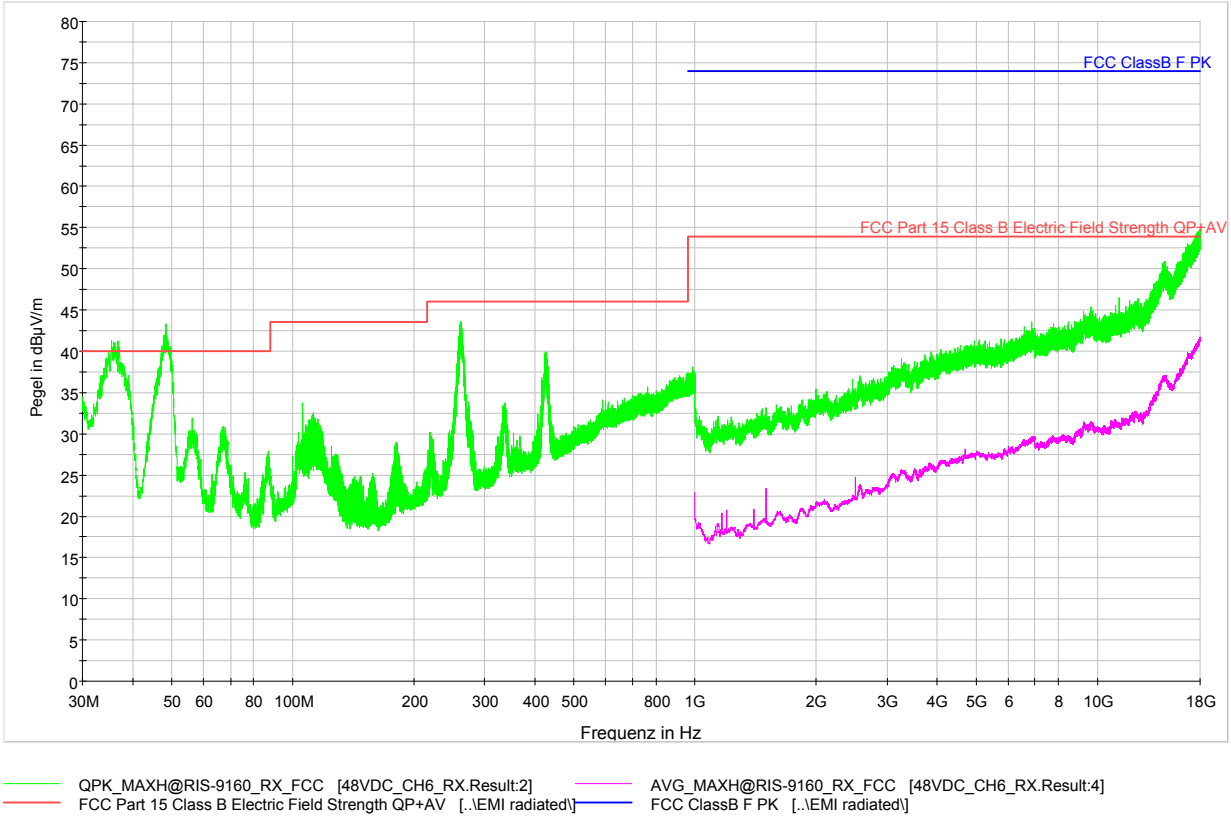


**Quasi-Peak values:**

35,85 MHz 30,0 dBµV/m
48,51 MHz 31,7 dBµV/m
261,99 MHz 34,4 dBµV/m
421,89 MHz 27,4 dBµV/m

**LIMITS** **SUBCLAUSE 15.209**

See page 82.

TEST EQUIPMENT USED: EMV-100; EMV-101; EMV-102; EMV-103; EMV-110; EMV-111; EMV-112; EMV-200; EMV-202

Ambient temperature: 23°C Relative humidity: 40%

**Receiver spurious emissions** **SUBCLAUSE 15.209**

radiated measurement

Measured Radio: Both receiving at the same frequency – powered via 48V DC

Receiver operating – 5920 MHz

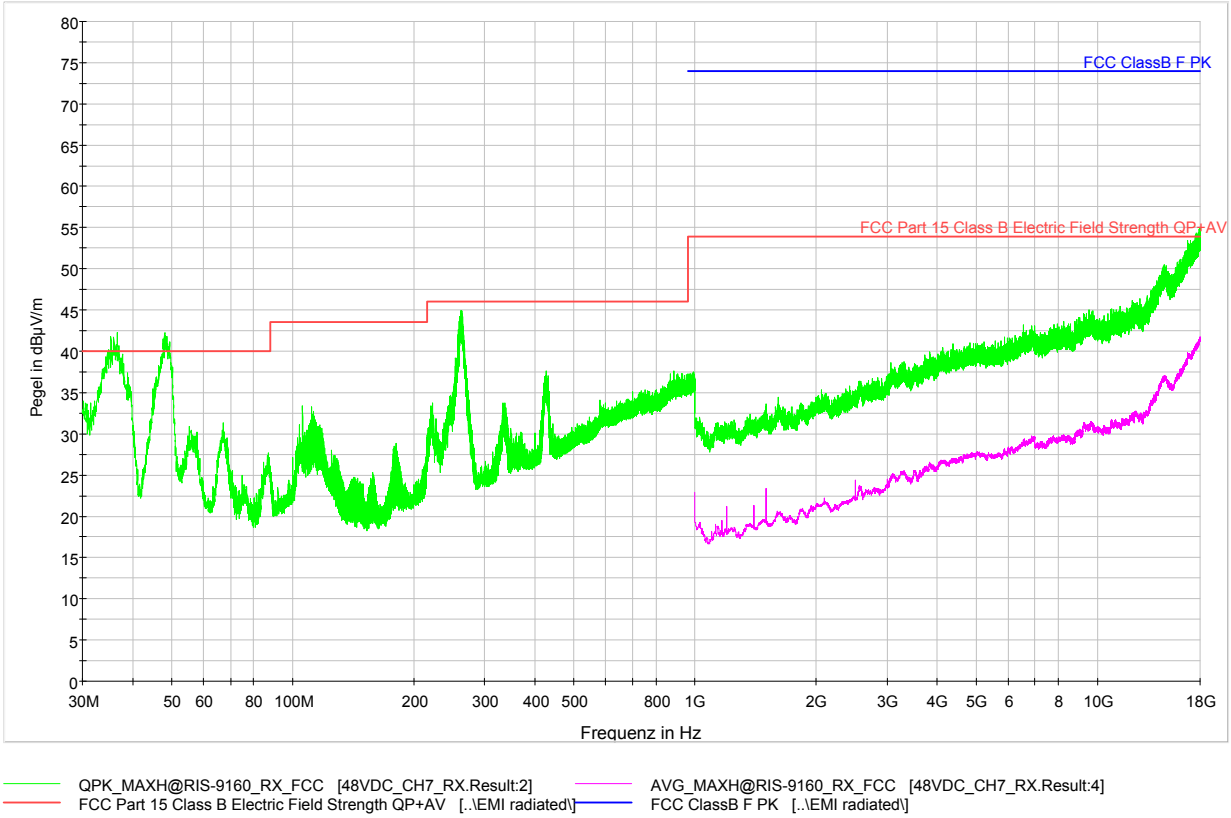


**Quasi-Peak values:**

35,85 MHz 30,0 dBµV/m
48,51 MHz 31,7 dBµV/m
261,99 MHz 34,4 dBµV/m
421,89 MHz 27,4 dBµV/m

**LIMITS** **SUBCLAUSE 15.209**

See page 82.

TEST EQUIPMENT USED: EMV-100; EMV-101; EMV-102; EMV-103; EMV-110; EMV-111; EMV-112; EMV-200; EMV-202

Ambient temperature: 23°C Relative humidity: 40%

**Receiver selectivity** **SUBCLAUSE 8.11.2**

Conducted measurement

Adjacent channel rejection – higher adjacent channel

Measured Radio: 1

| Test conditions | Adjacent channel rejection ratio (dB) | | | | | | |
|---|---|---|---|---|---|---|---|
| | 5860 MHz | 5870 MHz | 5880 MHz | 5890 MHz | 5900 MHz | 5910 MHz | 5920 MHz |
| BPSK 1/2 | 42 | 43 | 43 | 42 | 43 | 43 | 42 |
| BPSK 3/4 | 41 | 40 | 40 | 41 | 40 | 40 | 41 |
| QPSK 1/2 | 41 | 41 | 40 | 40 | 41 | 40 | 40 |
| QPSK 3/4 | 38 | 37 | 37 | 38 | 37 | 37 | 37 |
| 16-QAM 1/2 | 36 | 36 | 35 | 36 | 35 | 35 | 35 |
| 16-QAM 3/4 | 32 | 32 | 31 | 32 | 31 | 31 | 31 |
| 64-QAM 2/3 | 28 | 28 | 27 | 28 | 28 | 28 | 28 |
| 64-QAM 3/4 | 26 | 26 | 26 | 26 | 26 | 26 | 26 |
| Measurement uncertainty | ± 1 dB | | | | | | |

**LIMIT** **SUBCLAUSE 8.11.2**

**TABLE 13 Type 2 Receiver Performance Requirements[A]**

| Data Rate, Mbits/s | Minimum Sensitivity, dBm | Adjacent Channel Rejection, dB | Alternate Adjacent Channel Rejection, dB |
|---|---|---|---|
| 3 | -85 | 37 | 44 |
| 4.5 | -84 | 36 | 43 |
| 6 | -82 | 35 | 42 |
| 9 | -80 | 34 | 41 |
| 12 | -77 | 32 | 39 |
| 18 | -70 | 30 | 37 |
| 24 | -69 | 27 | 34 |
| 27 | -67 | 23 | 30 |

[A] From IEEE 802.11a. Copyright 1999 IEEE. All rights reserved.

Measuring equipment used: EMV-100; NT-313/1; EMV-205; NT-429; Second radio as normal source

Ambient temperature: 23°C Relative humidity: 40%

**Receiver selectivity** **SUBCLAUSE 8.11.2**

Conducted measurement

Adjacent channel rejection – lower adjacent channel

Measured Radio: 1

| Test conditions | Adjacent channel rejection ratio (dB) | | | | | | |
|---|---|---|---|---|---|---|---|
| | 5860 MHz | 5870 MHz | 5880 MHz | 5890 MHz | 5900 MHz | 5910 MHz | 5920 MHz |
| BPSK 1/2 | 42 | 43 | 43 | 43 | 43 | 43 | 43 |
| BPSK 3/4 | 41 | 41 | 41 | 41 | 41 | 41 | 41 |
| QPSK 1/2 | 40 | 40 | 40 | 40 | 41 | 41 | 40 |
| QPSK 3/4 | 37 | 38 | 38 | 38 | 38 | 38 | 38 |
| 16-QAM 1/2 | 35 | 35 | 35 | 36 | 36 | 35 | 36 |
| 16-QAM 3/4 | 32 | 31 | 31 | 32 | 32 | 32 | 32 |
| 64-QAM 2/3 | 27 | 28 | 28 | 28 | 28 | 28 | 27 |
| 64-QAM 3/4 | 26 | 26 | 26 | 26 | 26 | 26 | 26 |
| Measurement uncertainty | ± 1 dB | | | | | | |

**LIMIT** **SUBCLAUSE 8.11.2**

**TABLE 13 Type 2 Receiver Performance Requirements[A]**

| Data Rate, Mbits/s | Minimum Sensitivity, dBm | Adjacent Channel Rejection, dB | Alternate Adjacent Channel Rejection, dB |
|---|---|---|---|
| 3 | -85 | 37 | 44 |
| 4.5 | -84 | 36 | 43 |
| 6 | -82 | 35 | 42 |
| 9 | -80 | 34 | 41 |
| 12 | -77 | 32 | 39 |
| 18 | -70 | 30 | 37 |
| 24 | -69 | 27 | 34 |
| 27 | -67 | 23 | 30 |

[A] From IEEE 802.11a. Copyright 1999 IEEE. All rights reserved.

Measuring equipment used: EMV-100; NT-313/1; EMV-205; NT-429; Second radio as normal source

Ambient temperature: 23°C Relative humidity: 40%

**Receiver selectivity** **SUBCLAUSE 8.11.2**

Conducted measurement

Adjacent channel rejection – higher adjacent channel

Measured Radio: 2

| Test conditions | Adjacent channel rejection ratio (dB) | | | | | | |
|---|---|---|---|---|---|---|---|
| | 5860 MHz | 5870 MHz | 5880 MHz | 5890 MHz | 5900 MHz | 5910 MHz | 5920 MHz |
| BPSK 1/2 | 42 | 42 | 42 | 42 | 42 | 41 | 42 |
| BPSK 3/4 | 40 | 40 | 40 | 40 | 40 | 40 | 39 |
| QPSK 1/2 | 39 | 40 | 39 | 39 | 39 | 39 | 39 |
| QPSK 3/4 | 37 | 37 | 36 | 36 | 36 | 36 | 36 |
| 16-QAM 1/2 | 35 | 35 | 34 | 34 | 35 | 34 | 34 |
| 16-QAM 3/4 | 31 | 31 | 30 | 30 | 30 | 30 | 30 |
| 64-QAM 2/3 | 27 | 27 | 27 | 27 | 27 | 27 | 27 |
| 64-QAM 3/4 | 26 | 26 | 26 | 25 | 25 | 25 | 25 |
| Measurement uncertainty | ± 1 dB | | | | | | |

**LIMIT** **SUBCLAUSE 8.11.2**

**TABLE 13 Type 2 Receiver Performance Requirements[A]**

| Data Rate, Mbits/s | Minimum Sensitivity, dBm | Adjacent Channel Rejection, dB | Alternate Adjacent Channel Rejection, dB |
|---|---|---|---|
| 3 | -85 | 37 | 44 |
| 4.5 | -84 | 36 | 43 |
| 6 | -82 | 35 | 42 |
| 9 | -80 | 34 | 41 |
| 12 | -77 | 32 | 39 |
| 18 | -70 | 30 | 37 |
| 24 | -69 | 27 | 34 |
| 27 | -67 | 23 | 30 |

[A] From IEEE 802.11a. Copyright 1999 IEEE. All rights reserved.

Measuring equipment used: EMV-100; NT-313/1; EMV-205; NT-429; Second radio as normal source

Ambient temperature: 23°C Relative humidity: 40%

**Receiver selectivity** **SUBCLAUSE 8.11.2**

Conducted measurement

Adjacent channel rejection – lower adjacent channel

Measured Radio: 2

| Test conditions | Adjacent channel rejection ratio (dB) | | | | | | |
|---|---|---|---|---|---|---|---|
| | 5860 MHz | 5870 MHz | 5880 MHz | 5890 MHz | 5900 MHz | 5910 MHz | 5920 MHz |
| BPSK 1/2 | 42 | 42 | 42 | 42 | 43 | 43 | 42 |
| BPSK 3/4 | 41 | 41 | 40 | 40 | 41 | 41 | 41 |
| QPSK 1/2 | 39 | 39 | 39 | 39 | 40 | 39 | 39 |
| QPSK 3/4 | 37 | 37 | 37 | 37 | 37 | 37 | 37 |
| 16-QAM 1/2 | 34 | 35 | 34 | 35 | 35 | 35 | 35 |
| 16-QAM 3/4 | 30 | 31 | 31 | 30 | 30 | 31 | 31 |
| 64-QAM 2/3 | 27 | 27 | 27 | 27 | 27 | 27 | 27 |
| 64-QAM 3/4 | 26 | 26 | 26 | 25 | 26 | 26 | 25 |
| Measurement uncertainty | ± 1 dB | | | | | | |

**LIMIT** **SUBCLAUSE 8.11.2**

**TABLE 13 Type 2 Receiver Performance Requirements[A]**

| Data Rate, Mbits/s | Minimum Sensitivity, dBm | Adjacent Channel Rejection, dB | Alternate Adjacent Channel Rejection, dB |
|---|---|---|---|
| 3 | -85 | 37 | 44 |
| 4.5 | -84 | 36 | 43 |
| 6 | -82 | 35 | 42 |
| 9 | -80 | 34 | 41 |
| 12 | -77 | 32 | 39 |
| 18 | -70 | 30 | 37 |
| 24 | -69 | 27 | 34 |
| 27 | -67 | 23 | 30 |

[A] From IEEE 802.11a. Copyright 1999 IEEE. All rights reserved.

Measuring equipment used: EMV-100; NT-313/1; EMV-205; NT-429; Second radio as normal source

Ambient temperature: 23°C Relative humidity: 40%

**Receiver selectivity** **SUBCLAUSE 8.11.3**

Conducted measurement

Alternate channel rejection – higher alternate channel

Measured Radio: 1

| Test conditions | Alternate channel rejection ratio (dB) | | | | | | |
|---|---|---|---|---|---|---|---|
| | 5860 MHz | 5870 MHz | 5880 MHz | 5890 MHz | 5900 MHz | 5910 MHz | 5920 MHz |
| BPSK 1/2 | 54 | 54 | 54 | 54 | 54 | 54 | 54 |
| BPSK 3/4 | 51 | 52 | 51 | 52 | 51 | 51 | 51 |
| QPSK 1/2 | 51 | 51 | 51 | 51 | 50 | 50 | 51 |
| QPSK 3/4 | 48 | 48 | 48 | 48 | 48 | 48 | 48 |
| 16-QAM 1/2 | 46 | 46 | 46 | 46 | 45 | 46 | 46 |
| 16-QAM 3/4 | 42 | 42 | 42 | 41 | 42 | 41 | 42 |
| 64-QAM 2/3 | 38 | 37 | 37 | 37 | 37 | 37 | 37 |
| 64-QAM 3/4 | 35 | 36 | 35 | 35 | 35 | 35 | 35 |
| Measurement uncertainty | ± 1 dB | | | | | | |

**LIMIT** **SUBCLAUSE 8.11.3**

**TABLE 13 Type 2 Receiver Performance Requirements[A]**

| Data Rate, Mbits/s | Minimum Sensitivity, dBm | Adjacent Channel Rejection, dB | Alternate Adjacent Channel Rejection, dB |
|---|---|---|---|
| 3 | -85 | 37 | 44 |
| 4.5 | -84 | 36 | 43 |
| 6 | -82 | 35 | 42 |
| 9 | -80 | 34 | 41 |
| 12 | -77 | 32 | 39 |
| 18 | -70 | 30 | 37 |
| 24 | -69 | 27 | 34 |
| 27 | -67 | 23 | 30 |

[A] From IEEE 802.11a. Copyright 1999 IEEE. All rights reserved.

Measuring equipment used: EMV-100; NT-313/1; EMV-205; NT-429; Second radio as normal source

Ambient temperature: 23°C Relative humidity: 40%

**Receiver selectivity** **SUBCLAUSE 8.11.3**

Conducted measurement

Alternate channel rejection – lower alternate channel

Measured Radio: 1

| Test conditions | Alternate channel rejection ratio (dB) | | | | | | |
|---|---|---|---|---|---|---|---|
| | 5860 MHz | 5870 MHz | 5880 MHz | 5890 MHz | 5900 MHz | 5910 MHz | 5920 MHz |
| BPSK 1/2 | 53 | 54 | 54 | 54 | 54 | 54 | 54 |
| BPSK 3/4 | 51 | 52 | 52 | 52 | 51 | 52 | 52 |
| QPSK 1/2 | 51 | 50 | 50 | 51 | 51 | 51 | 51 |
| QPSK 3/4 | 47 | 48 | 48 | 48 | 48 | 48 | 49 |
| 16-QAM 1/2 | 45 | 45 | 46 | 46 | 46 | 46 | 46 |
| 16-QAM 3/4 | 41 | 42 | 42 | 42 | 42 | 42 | 42 |
| 64-QAM 2/3 | 37 | 37 | 37 | 37 | 37 | 37 | 37 |
| 64-QAM 3/4 | 35 | 36 | 35 | 35 | 35 | 35 | 35 |
| Measurement uncertainty | ± 1 dB | | | | | | |

**LIMIT** **SUBCLAUSE 8.11.3**

**TABLE 13 Type 2 Receiver Performance Requirements[A]**

| Data Rate, Mbits/s | Minimum Sensitivity, dBm | Adjacent Channel Rejection, dB | Alternate Adjacent Channel Rejection, dB |
|---|---|---|---|
| 3 | -85 | 37 | 44 |
| 4.5 | -84 | 36 | 43 |
| 6 | -82 | 35 | 42 |
| 9 | -80 | 34 | 41 |
| 12 | -77 | 32 | 39 |
| 18 | -70 | 30 | 37 |
| 24 | -69 | 27 | 34 |
| 27 | -67 | 23 | 30 |

[A] From IEEE 802.11a. Copyright 1999 IEEE. All rights reserved.

Measuring equipment used: EMV-100; NT-313/1; EMV-205; NT-429; Second radio as normal source

Ambient temperature: 23°C Relative humidity: 40%

**Receiver selectivity** **SUBCLAUSE 8.11.3**

Conducted measurement

Alternate channel rejection – higher alternate channel

Measured Radio: 2

| Test conditions | Alternate channel rejection ratio (dB) | | | | | | |
|---|---|---|---|---|---|---|---|
| | 5860 MHz | 5870 MHz | 5880 MHz | 5890 MHz | 5900 MHz | 5910 MHz | 5920 MHz |
| BPSK 1/2 | 53 | 53 | 53 | 53 | 53 | 53 | 53 |
| BPSK 3/4 | 51 | 51 | 51 | 50 | 51 | 51 | 50 |
| QPSK 1/2 | 51 | 50 | 50 | 50 | 50 | 50 | 50 |
| QPSK 3/4 | 47 | 47 | 47 | 47 | 47 | 47 | 47 |
| 16-QAM 1/2 | 46 | 45 | 45 | 45 | 45 | 45 | 45 |
| 16-QAM 3/4 | 41 | 41 | 41 | 41 | 41 | 41 | 41 |
| 64-QAM 2/3 | 37 | 37 | 36 | 36 | 36 | 36 | 36 |
| 64-QAM 3/4 | 34 | 35 | 35 | 35 | 34 | 34 | 34 |
| Measurement uncertainty | ± 1 dB | | | | | | |

**LIMIT** **SUBCLAUSE 8.11.3**

**TABLE 13 Type 2 Receiver Performance Requirements[A]**

| Data Rate, Mbits/s | Minimum Sensitivity, dBm | Adjacent Channel Rejection, dB | Alternate Adjacent Channel Rejection, dB |
|---|---|---|---|
| 3 | -85 | 37 | 44 |
| 4.5 | -84 | 36 | 43 |
| 6 | -82 | 35 | 42 |
| 9 | -80 | 34 | 41 |
| 12 | -77 | 32 | 39 |
| 18 | -70 | 30 | 37 |
| 24 | -69 | 27 | 34 |
| 27 | -67 | 23 | 30 |

[A] From IEEE 802.11a. Copyright 1999 IEEE. All rights reserved.

Measuring equipment used: EMV-100; NT-313/1; EMV-205; NT-429; Second radio as normal source

Ambient temperature: 23°C Relative humidity: 40%

**Receiver selectivity** **SUBCLAUSE 8.11.3**

Conducted measurement

Alternate channel rejection – lower alternate channel

Measured Radio: 2

| Test conditions | Alternate channel rejection ratio (dB) | | | | | | |
|---|---|---|---|---|---|---|---|
| | 5860 MHz | 5870 MHz | 5880 MHz | 5890 MHz | 5900 MHz | 5910 MHz | 5920 MHz |
| BPSK 1/2 | 53 | 53 | 53 | 53 | 52 | 53 | 54 |
| BPSK 3/4 | 51 | 51 | 51 | 51 | 51 | 51 | 51 |
| QPSK 1/2 | 50 | 50 | 50 | 50 | 50 | 51 | 51 |
| QPSK 3/4 | 47 | 47 | 47 | 47 | 48 | 48 | 48 |
| 16-QAM 1/2 | 45 | 45 | 45 | 45 | 46 | 46 | 45 |
| 16-QAM 3/4 | 41 | 41 | 41 | 41 | 41 | 41 | 41 |
| 64-QAM 2/3 | 36 | 36 | 36 | 37 | 37 | 36 | 37 |
| 64-QAM 3/4 | 34 | 34 | 35 | 34 | 35 | 35 | 35 |
| Measurement uncertainty | ± 1 dB | | | | | | |

**LIMIT** **SUBCLAUSE 8.11.3**

**TABLE 13 Type 2 Receiver Performance Requirements[A]**

| Data Rate, Mbits/s | Minimum Sensitivity, dBm | Adjacent Channel Rejection, dB | Alternate Adjacent Channel Rejection, dB |
|---|---|---|---|
| 3 | -85 | 37 | 44 |
| 4.5 | -84 | 36 | 43 |
| 6 | -82 | 35 | 42 |
| 9 | -80 | 34 | 41 |
| 12 | -77 | 32 | 39 |
| 18 | -70 | 30 | 37 |
| 24 | -69 | 27 | 34 |
| 27 | -67 | 23 | 30 |

[A] From IEEE 802.11a. Copyright 1999 IEEE. All rights reserved.

Measuring equipment used: EMV-100; NT-313/1; EMV-205; NT-429; Second radio as normal source

Ambient temperature: 23°C Relative humidity: 40%

**Receiver sensitivity** **SUBCLAUSE 8.11.1**

Conducted measurement

Measured Radio: 1

| Test conditions | Sensitivity (dBm) | | | | | | |
|---|---|---|---|---|---|---|---|
| | 5860 MHz | 5870 MHz | 5880 MHz | 5890 MHz | 5900 MHz | 5910 MHz | 5920 MHz |
| BPSK 1/2 | -94 | -94 | -93 | -94 | -94 | -94 | -94 |
| BPSK 3/4 | -92 | -91 | -90 | -91 | -91 | -92 | -92 |
| QPSK 1/2 | -91 | -91 | -90 | -91 | -91 | -91 | -91 |
| QPSK 3/4 | -89 | -88 | -87 | -88 | -88 | -89 | -89 |
| 16-QAM 1/2 | -86 | -86 | -85 | -86 | -86 | -86 | -86 |
| 16-QAM 3/4 | -82 | -82 | -81 | -82 | -82 | -83 | -83 |
| 64-QAM 2/3 | -78 | -78 | -77 | -78 | -78 | -78 | -78 |
| 64-QAM 3/4 | -76 | -76 | -75 | -76 | -76 | -76 | -76 |
| Measurement uncertainty | ± 1 dB | | | | | | |

**LIMIT** **SUBCLAUSE 8.11.1**

**TABLE 13 Type 2 Receiver Performance Requirements[A]**

| Data Rate, Mbits/s | Minimum Sensitivity, dBm | Adjacent Channel Rejection, dB | Alternate Adjacent Channel Rejection, dB |
|---|---|---|---|
| 3 | -85 | 37 | 44 |
| 4.5 | -84 | 36 | 43 |
| 6 | -82 | 35 | 42 |
| 9 | -80 | 34 | 41 |
| 12 | -77 | 32 | 39 |
| 18 | -70 | 30 | 37 |
| 24 | -69 | 27 | 34 |
| 27 | -67 | 23 | 30 |

[A] From IEEE 802.11a. Copyright 1999 IEEE. All rights reserved.

Measuring equipment used: EMV-100; EMV-205; NT-429; Second radio as normal source

Ambient temperature: 23°C Relative humidity: 40%

**Receiver sensitivity** **SUBCLAUSE 8.11.1**

Conducted measurement

Measured Radio: 2

| Test conditions | Sensitivity (dBm) | | | | | | |
|---|---|---|---|---|---|---|---|
| | 5860 MHz | 5870 MHz | 5880 MHz | 5890 MHz | 5900 MHz | 5910 MHz | 5920 MHz |
| BPSK 1/2 | -89 | -87 | -89 | -91 | -92 | -93 | -93 |
| BPSK 3/4 | -86 | -84 | -87 | -88 | -89 | -90 | -90 |
| QPSK 1/2 | -85 | -84 | -86 | -88 | -89 | -90 | -90 |
| QPSK 3/4 | -83 | -81 | -84 | -85 | -86 | -87 | -88 |
| 16-QAM 1/2 | -80 | -79 | -81 | -82 | -83 | -84 | -85 |
| 16-QAM 3/4 | -78 | -77 | -79 | -79 | -80 | -81 | -81 |
| 64-QAM 2/3 | -73 | -72 | -73 | -75 | -75 | -76 | -77 |
| 64-QAM 3/4 | -71 | -71 | -72 | -73 | -74 | -75 | -75 |
| Measurement uncertainty | ± 1 dB | | | | | | |

**LIMIT** **SUBCLAUSE 8.11.1**

**TABLE 13 Type 2 Receiver Performance Requirements[A]**

| Data Rate, Mbits/s | Minimum Sensitivity, dBm | Adjacent Channel Rejection, dB | Alternate Adjacent Channel Rejection, dB |
|---|---|---|---|
| 3 | -85 | 37 | 44 |
| 4.5 | -84 | 36 | 43 |
| 6 | -82 | 35 | 42 |
| 9 | -80 | 34 | 41 |
| 12 | -77 | 32 | 39 |
| 18 | -70 | 30 | 37 |
| 24 | -69 | 27 | 34 |
| 27 | -67 | 23 | 30 |

[A] From IEEE 802.11a. Copyright 1999 IEEE. All rights reserved.

Measuring equipment used: EMV-100; EMV-205; NT-429; Second radio as normal source