Appendix B

RF Test Data for 5.8GWIFI (Conducted Measurement)

Product Name:SPACTRA

Test Model: 7157+3157

Environmental Conditions

Temperature:	23.1°C
Relative Humidity:	52.3%
ATM Pressure:	100.0 kPa
Test Engineer:	Paddi Chen
Supervised by:	Nick Peng

B.1 -6dB Bandwidth

Condition	Mode	Frequency (MHz)	Antenna	-6 dB Bandwidth (MHz)	Limit -6 dB Bandwidth (MHz)	Verdict
NVNT	n20	5745	Ant0	13.842	>=0.5	Pass
NVNT	n20	5785	Ant0	15.599	>=0.5	Pass
NVNT	n20	5825	Ant0	15.072	>=0.5	Pass
NVNT	n40	5755	Ant0	35.065	>=0.5	Pass
NVNT	n40	5795	Ant0	33.854	>=0.5	Pass

Test Graphs

-6dB Bandwidth NVNT n20 5745MHz Ant0

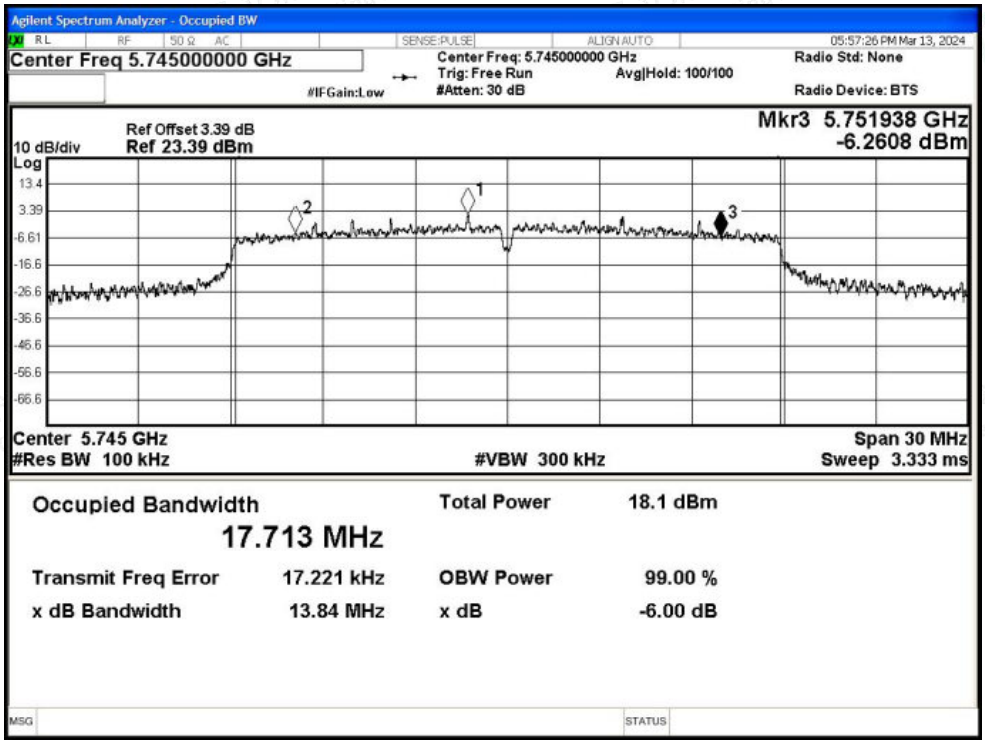

-6dB Bandwidth NVNT n20 5785MHz Ant0

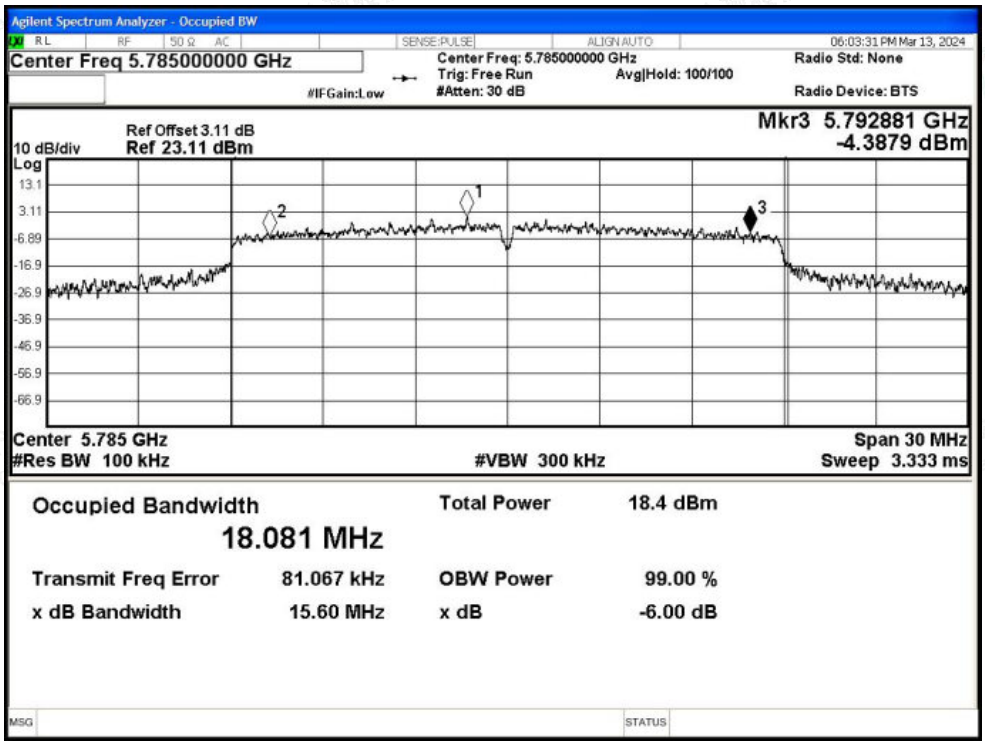

-6dB Bandwidth NVNT n20 5825MHz Ant0

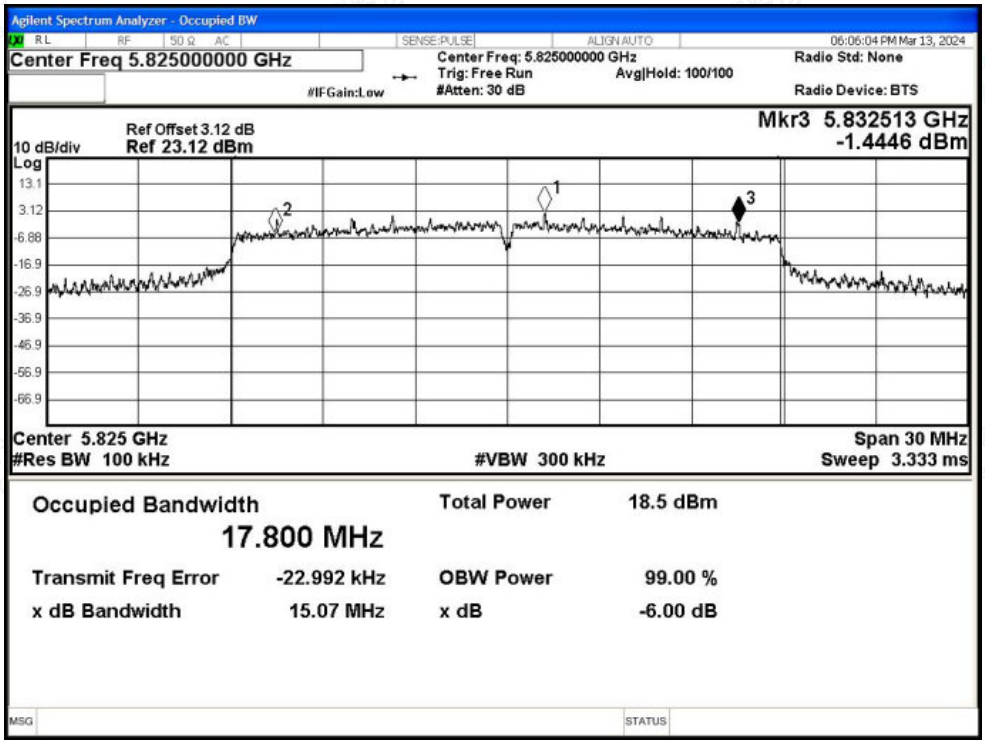

-6dB Bandwidth NVNT n40 5755MHz Ant0

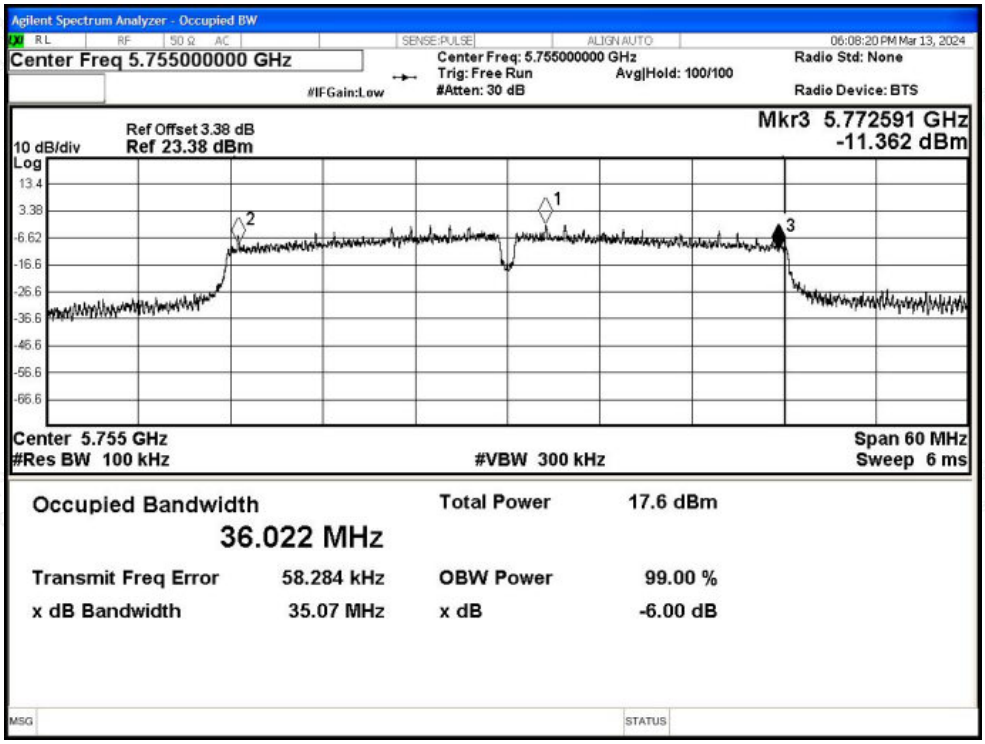

-6dB Bandwidth NVNT n40 5795MHz Ant0

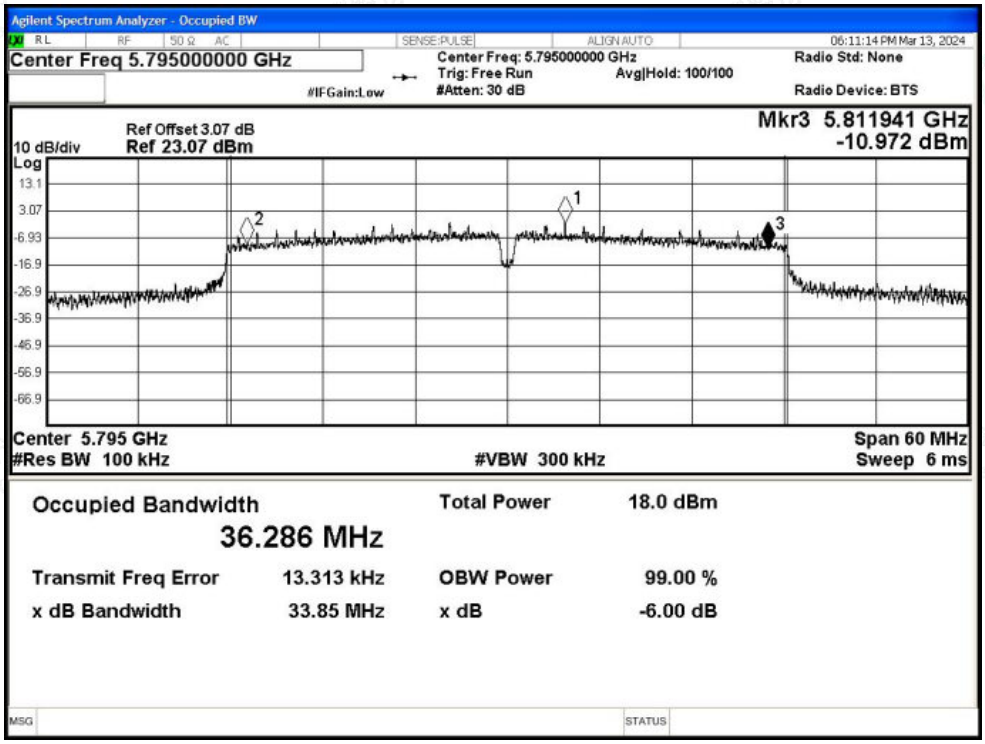

Condition	Mode	Frequency (MHz)	Antenna	-6 dB Bandwidth (MHz)	Limit -6 dB Bandwidth (MHz)	Verdict
NVNT	n20	5745	Ant1	13.804	>=0.5	Pass
NVNT	n20	5785	Ant1	14.972	>=0.5	Pass
NVNT	n20	5825	Ant1	14.719	>=0.5	Pass
NVNT	n40	5755	Ant1	33.844	>=0.5	Pass
NVNT	n40	5795	Ant1	33.865	>=0.5	Pass

Test Graphs

-6dB Bandwidth NVNT n20 5745MHz Ant1

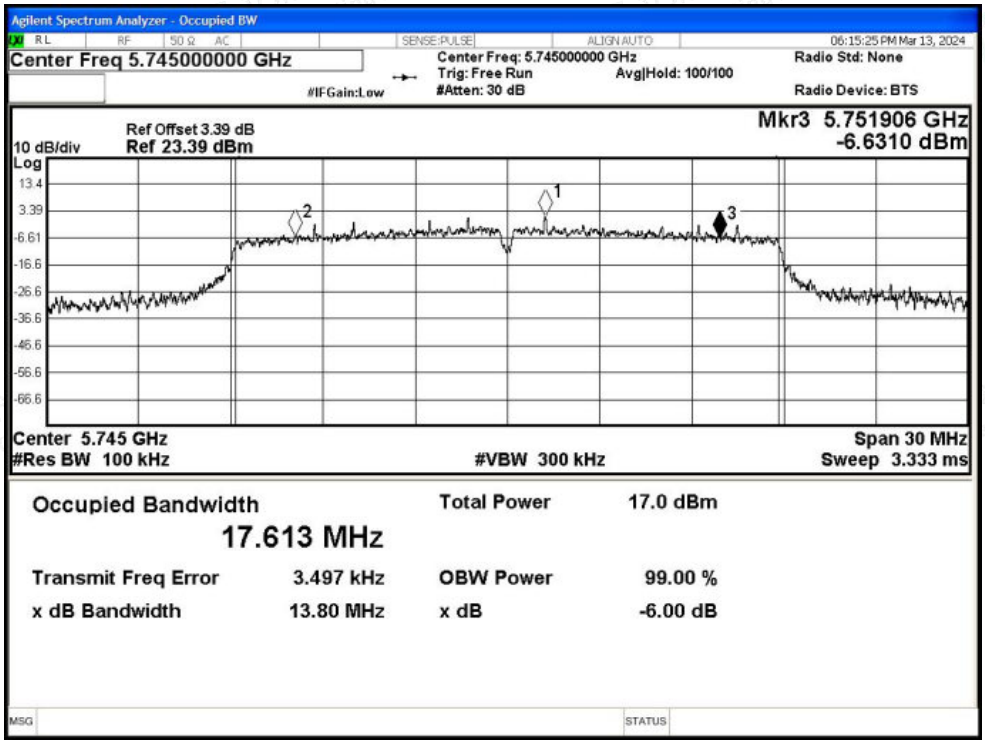

-6dB Bandwidth NVNT n20 5785MHz Ant1

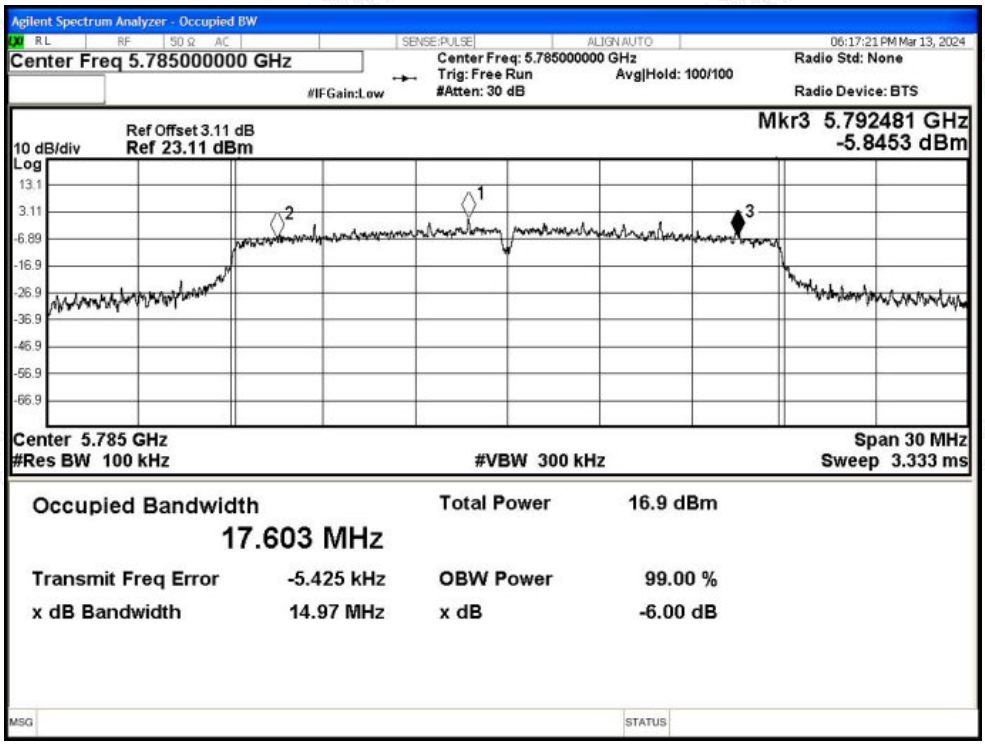

-6dB Bandwidth NVNT n20 5825MHz Ant1

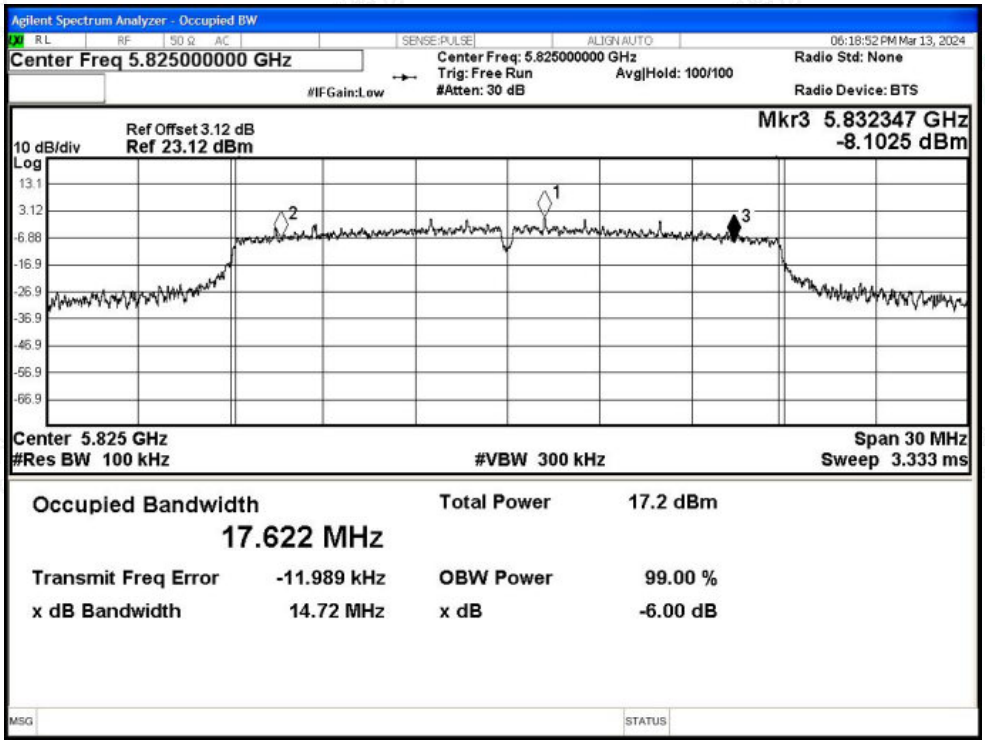

-6dB Bandwidth NVNT n40 5755MHz Ant1

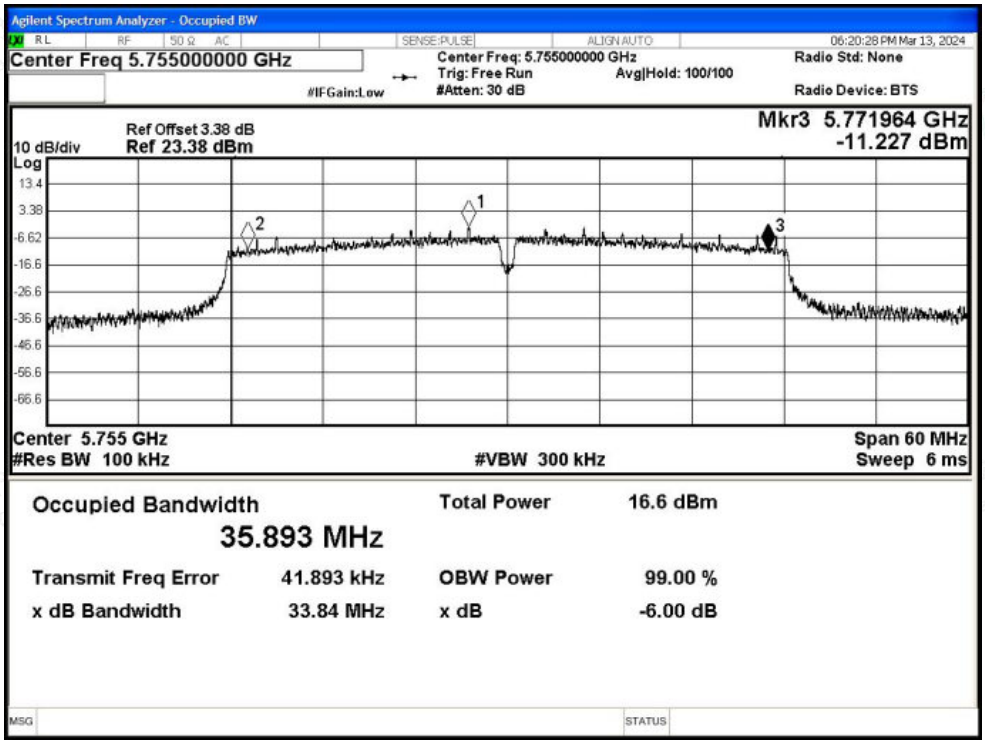

-6dB Bandwidth NVNT n40 5795MHz Ant1

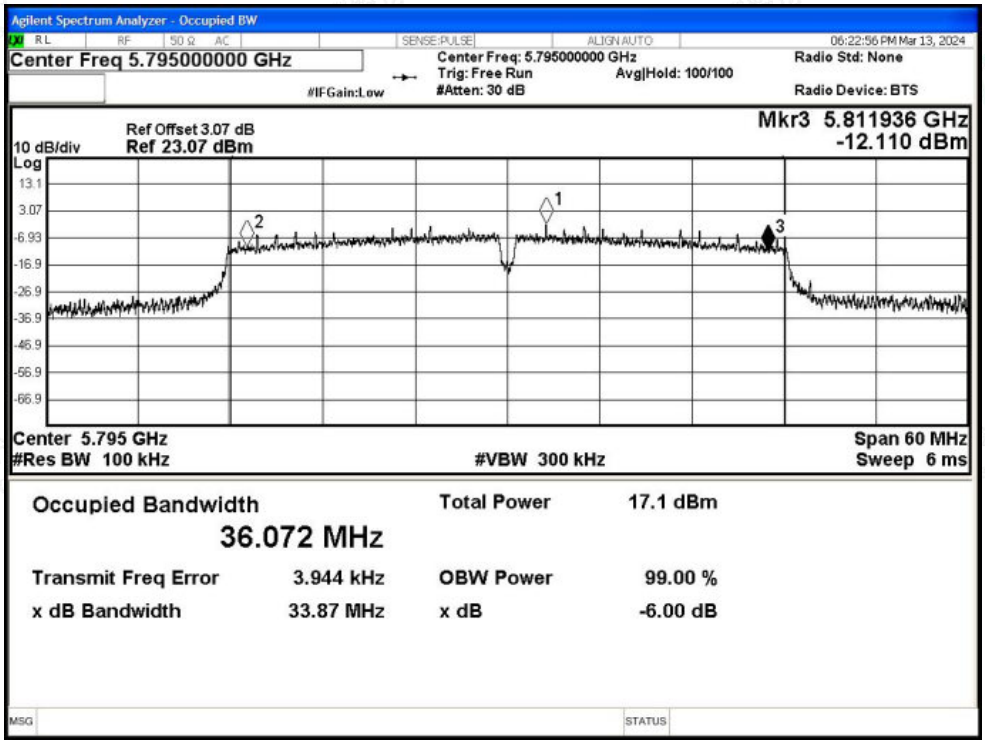

B.2 Maximum Conducted Output Power

Condition	Mode	Frequency (MHz)	Antenna	Conducted Power (dBm)	Duty Factor (dB)	Total Power (dBm)	Limit (dBm)	Verdict
NVNT	n20	5745	Ant0	11.07	0.1	11.17	30	Pass
NVNT	n20	5785	Ant0	11.3	0.1	11.4	30	Pass
NVNT	n20	5825	Ant0	11.32	0.1	11.42	30	Pass
NVNT	n40	5755	Ant0	11.14	0.2	11.34	30	Pass
NVNT	n40	5795	Ant0	11.58	0.2	11.78	30	Pass

Condition	Mode	Frequency (MHz)	Antenna	Conducted Power (dBm)	Duty Factor (dB)	Total Power (dBm)	Limit (dBm)	Verdict
NVNT	n20	5745	Ant1	11	0.1	11.1	30	Pass
NVNT	n20	5785	Ant1	11.12	0.1	11.22	30	Pass
NVNT	n20	5825	Ant1	11.34	0.1	11.44	30	Pass
NVNT	n40	5755	Ant1	10.24	0.2	10.44	30	Pass
NVNT	n40	5795	Ant1	10.62	0.2	10.82	30	Pass

MIMO

Condition	Mode	Frequency (MHz)	Total Power (dBm)			Limit (dBm)	Verdict
			Ant0	Ant1	Ant0+Ant1		
NVNT	n20	5745	11.17	11.1	14.15	28.42	Pass
NVNT	n20	5785	11.4	11.22	14.32	28.42	Pass
NVNT	n20	5825	11.42	11.44	14.44	28.42	Pass
NVNT	n40	5755	11.34	10.44	13.92	28.42	Pass
NVNT	n40	5795	11.78	10.82	14.34	28.42	Pass

B.3 Maximum Power Spectral Density Level

Condition	Mode	Frequency (MHz)	Antenna	Conducted PSD (dBm/500KHz)	Duty Factor (dB)	Total PSD (dBm/500KHz)	Limit (dBm/500KHz)	Verdict
NVNT	n20	5745	Ant0	-0.58	0.1	-0.48	30	Pass
NVNT	n20	5785	Ant0	-0.2	0.1	-0.1	30	Pass
NVNT	n20	5825	Ant0	-0.19	0.1	-0.09	30	Pass
NVNT	n40	5755	Ant0	-4.54	0.2	-4.34	30	Pass
NVNT	n40	5795	Ant0	-4.24	0.2	-4.04	30	Pass

Condition	Mode	Frequency (MHz)	Antenna	Conducted PSD (dBm/500KHz)	Duty Factor (dB)	Total PSD (dBm/500KHz)	Limit (dBm/500KHz)	Verdict
NVNT	n20	5745	Ant1	-1.39	0.1	-1.29	30	Pass
NVNT	n20	5785	Ant1	-1.64	0.1	-1.54	30	Pass
NVNT	n20	5825	Ant1	-1.26	0.1	-1.16	30	Pass
NVNT	n40	5755	Ant1	-5.33	0.2	-5.13	30	Pass
NVNT	n40	5795	Ant1	-4.92	0.2	-4.72	30	Pass

MIMO

Condition	Mode	Frequency (MHz)	Total PSD (dBm/500KHz)			Limit (dBm/500KHz)	Verdict
			Ant0	Ant1	Ant0+Ant1		
NVNT	n20	5745	-0.48	-1.29	2.14	28.42	Pass
NVNT	n20	5785	-0.1	-1.54	2.25	28.42	Pass
NVNT	n20	5825	-0.09	-1.16	2.42	28.42	Pass
NVNT	n40	5755	-4.34	-5.13	-1.71	28.42	Pass
NVNT	n40	5795	-4.04	-4.72	-1.36	28.42	Pass

Test Graphs

PSD NVNT n20 5745MHz Ant0

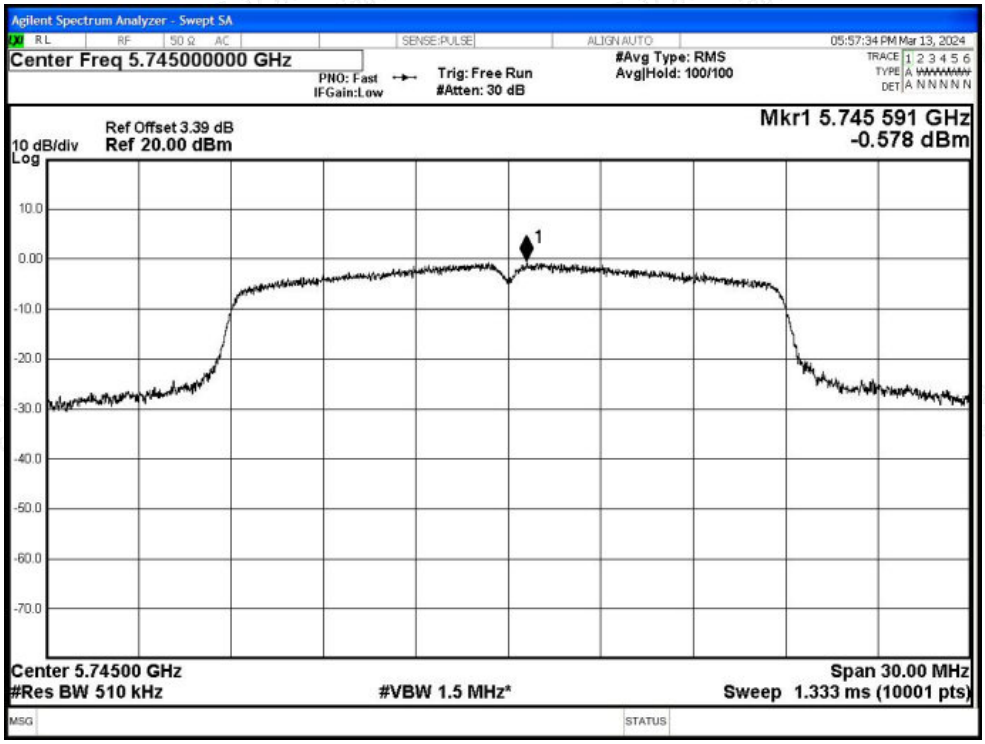

PSD NVNT n20 5785MHz Ant0

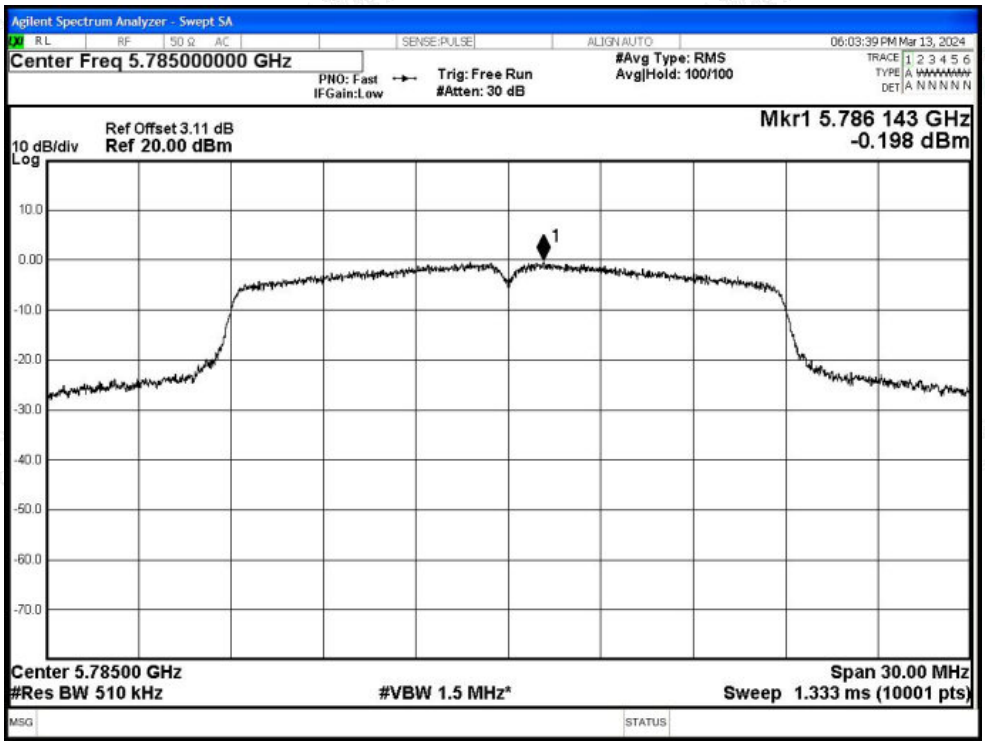

PSD NVNT n20 5825MHz Ant0

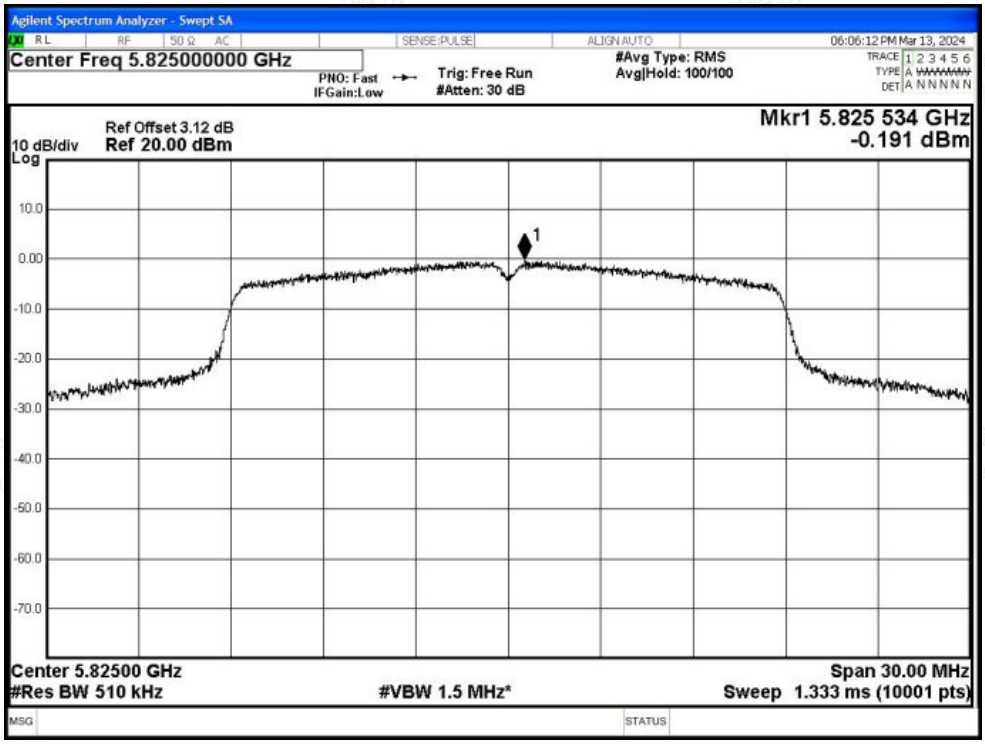

PSD NVNT n40 5755MHz Ant0

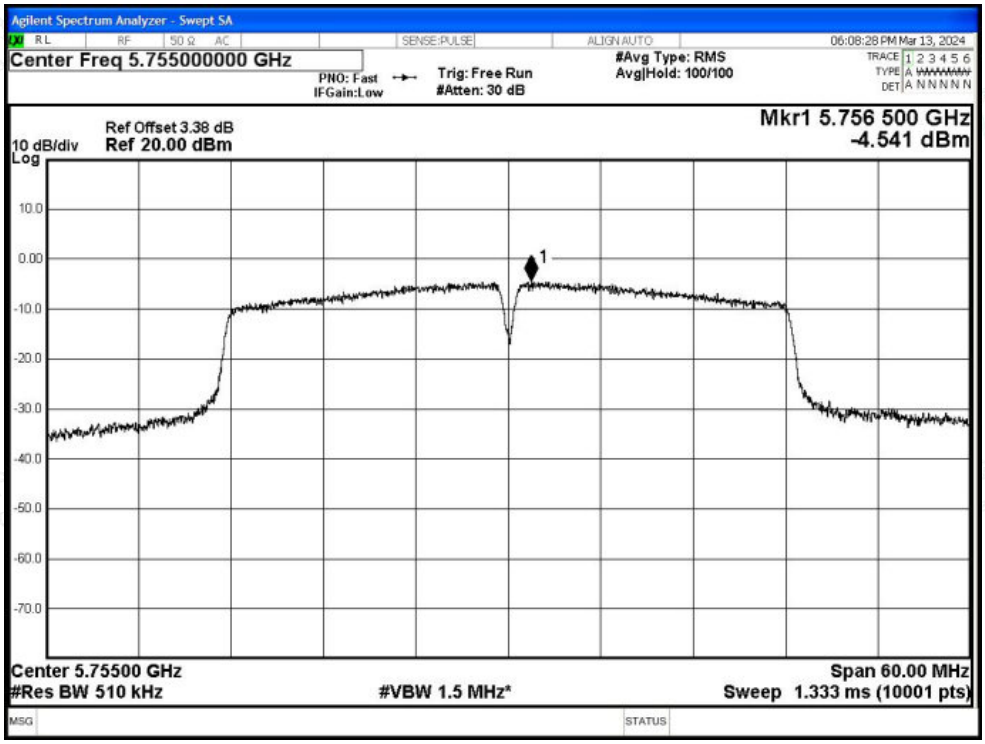

PSD NVNT n40 5795MHz Ant0

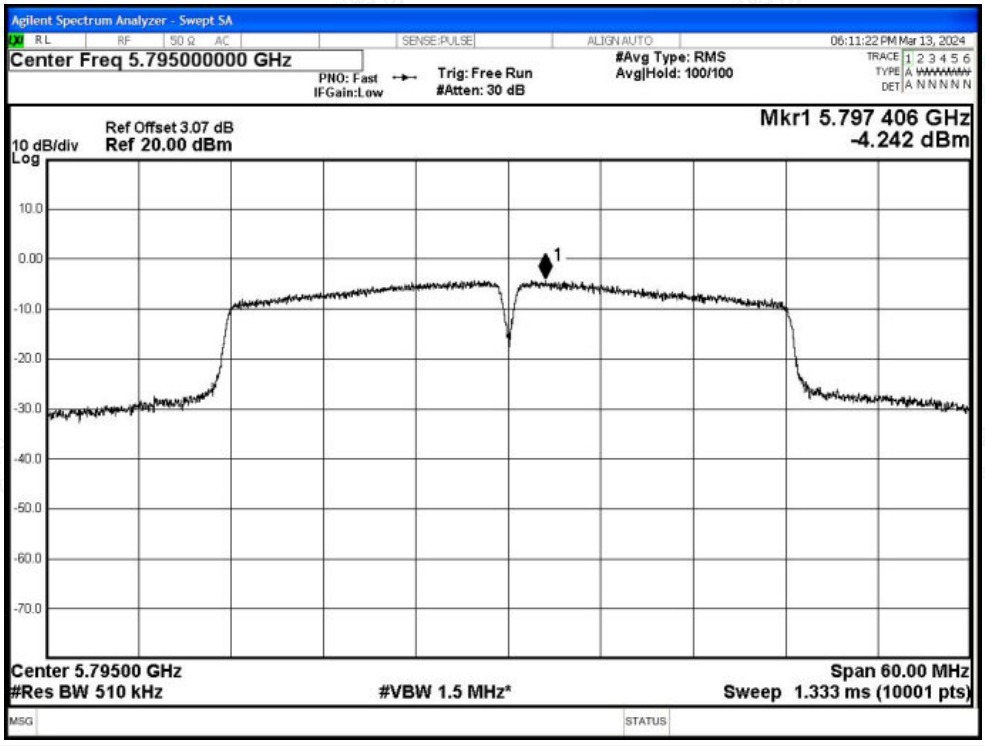

Test Graphs

PSD NVNT n20 5745MHz Ant1

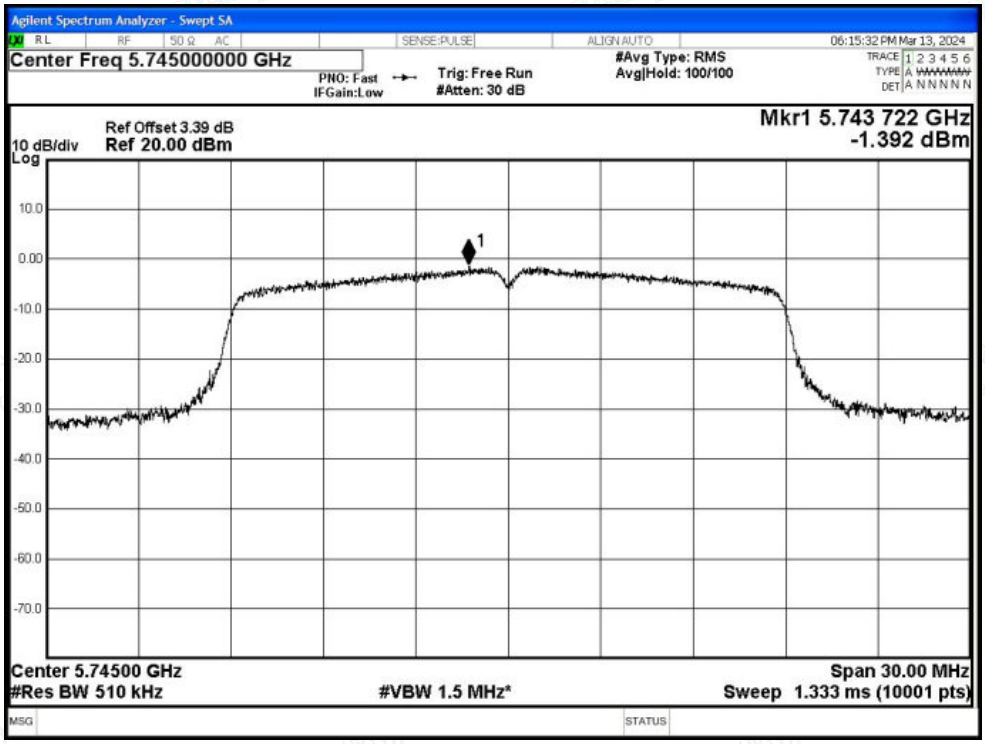

PSD NVNT n20 5785MHz Ant1

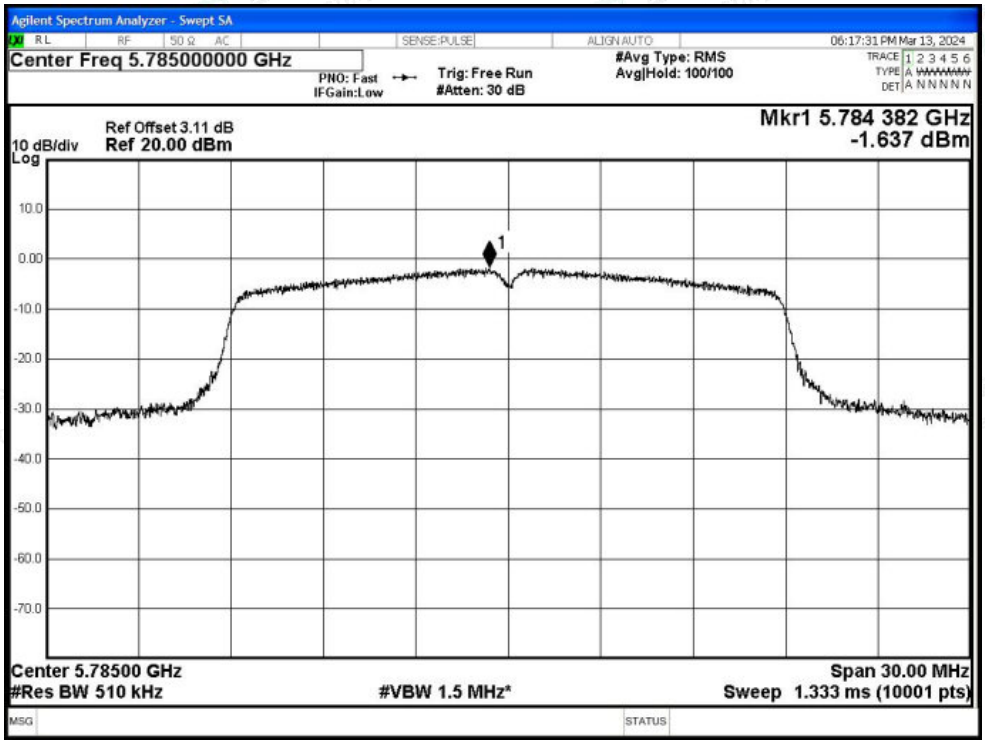

PSD NVNT n20 5825MHz Ant1

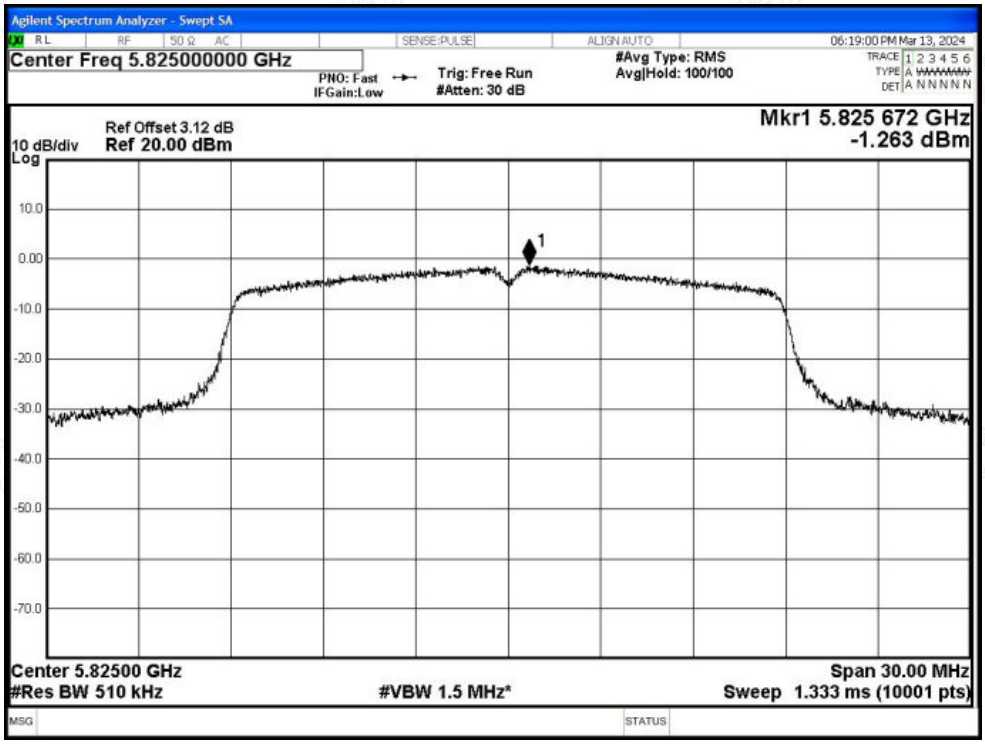

PSD NVNT n40 5755MHz Ant1

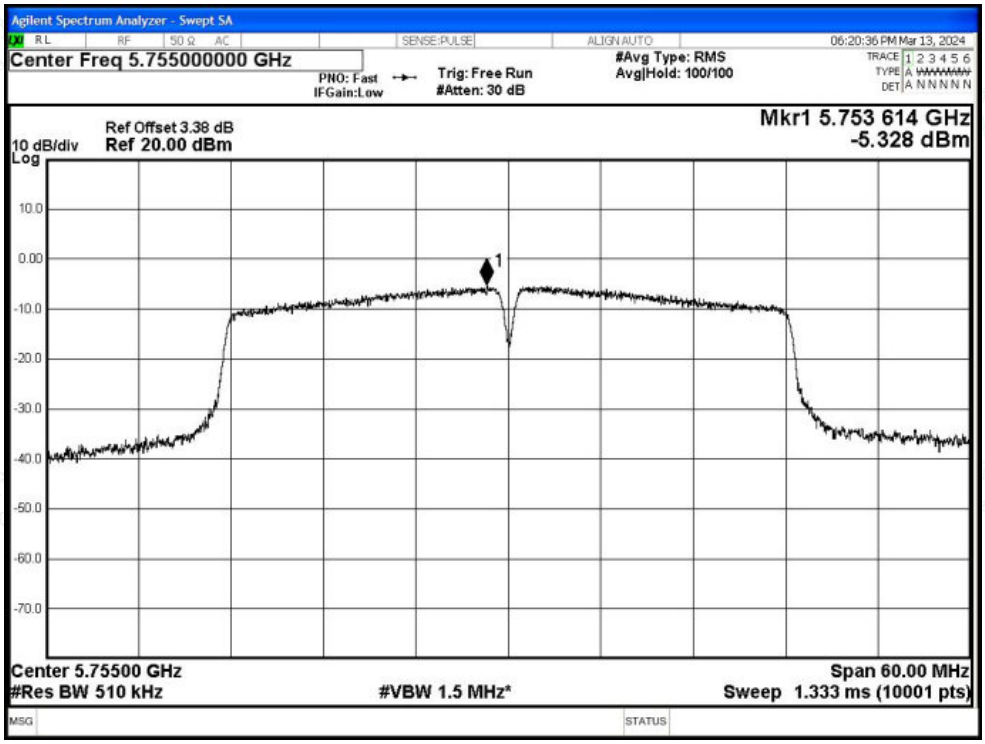

PSD NVNT n40 5795MHz Ant1

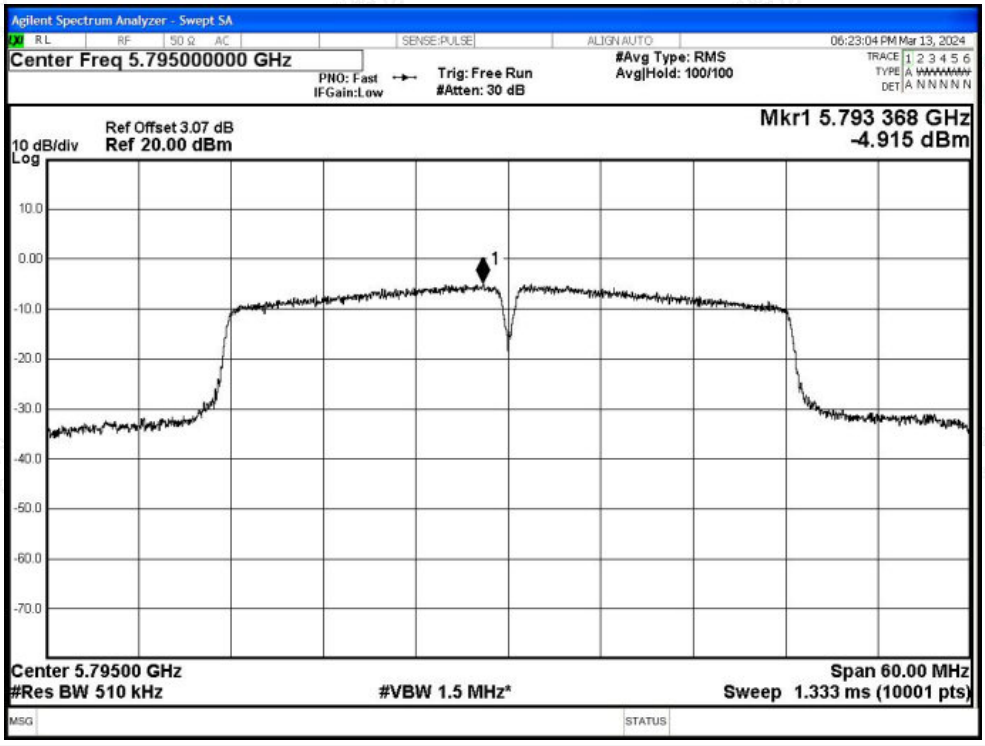

B.4 Restrict Band

Condition	Mode	Frequency (MHz)	Spur Freq (MHz)	Power (dBm)	Gain (dBi)	Duty Factor (dB)	EIRP Power (dBm)	Detector	Limit (dBm)	Verdict
NVNT	n20mimo	5745	5650	-49.68	7.58	-	-42.1	Peak	-27	Pass
NVNT	n20mimo	5745	5650	-56.93	7.58	0.1	-49.25	Average	-27	Pass
NVNT	n20mimo	5745	5700	-36.6	7.58	-	-29.02	Peak	10	Pass
NVNT	n20mimo	5745	5700	-47.59	7.58	0.1	-39.91	Average	10	Pass
NVNT	n20mimo	5745	5720	-26.33	7.58	-	-18.75	Peak	15.6	Pass
NVNT	n20mimo	5745	5720	-36.48	7.58	0.1	-28.8	Average	15.6	Pass
NVNT	n20mimo	5745	5725	-20.06	7.58	-	-12.48	Peak	27	Pass
NVNT	n20mimo	5745	5725	-31.7	7.58	0.1	-24.02	Average	27	Pass
NVNT	n20mimo	5825	5850	-28.33	7.58	-	-20.75	Peak	27	Pass
NVNT	n20mimo	5825	5850	-36.22	7.58	0.1	-28.54	Average	27	Pass
NVNT	n20mimo	5825	5855	-30.88	7.58	-	-23.3	Peak	15.6	Pass
NVNT	n20mimo	5825	5855	-40	7.58	0.1	-32.32	Average	15.6	Pass
NVNT	n20mimo	5825	5875	-38.73	7.58	-	-31.15	Peak	10	Pass
NVNT	n20mimo	5825	5875	-50.87	7.58	0.1	-43.19	Average	10	Pass
NVNT	n20mimo	5825	5925	-47.86	7.58	-	-40.28	Peak	-27	Pass
NVNT	n20mimo	5825	5925	-57.11	7.58	0.1	-49.43	Average	-27	Pass
NVNT	n40mimo	5755	5650	-47.91	7.58	-	-40.33	Peak	-27	Pass
NVNT	n40mimo	5755	5650	-55.78	7.58	0.2	-48	Average	-27	Pass
NVNT	n40mimo	5755	5700	-33.82	7.58	-	-26.24	Peak	10	Pass
NVNT	n40mimo	5755	5700	-44.59	7.58	0.2	-36.81	Average	10	Pass
NVNT	n40mimo	5755	5720	-23.56	7.58	-	-15.98	Peak	15.6	Pass
NVNT	n40mimo	5755	5720	-35.24	7.58	0.2	-27.46	Average	15.6	Pass
NVNT	n40mimo	5755	5725	-23.67	7.58	-	-16.09	Peak	27	Pass
NVNT	n40mimo	5755	5725	-32.38	7.58	0.2	-24.6	Average	27	Pass
NVNT	n40mimo	5795	5850	-33.07	7.58	-	-25.49	Peak	27	Pass
NVNT	n40mimo	5795	5850	-41.85	7.58	0.2	-34.07	Average	27	Pass
NVNT	n40mimo	5795	5855	-32.53	7.58	-	-24.95	Peak	15.6	Pass
NVNT	n40mimo	5795	5855	-43.36	7.58	0.2	-35.58	Average	15.6	Pass
NVNT	n40mimo	5795	5875	-39.68	7.58	-	-32.1	Peak	10	Pass
NVNT	n40mimo	5795	5875	-49.71	7.58	0.2	-41.93	Average	10	Pass
NVNT	n40mimo	5795	5925	-49.44	7.58	-	-41.86	Peak	-27	Pass
NVNT	n40mimo	5795	5925	-56.83	7.58	0.2	-49.05	Average	-27	Pass

Note: Only show the worst set of data.

Test Graphs

Restrict Band NVNT n20mimo 5745MHz Peak

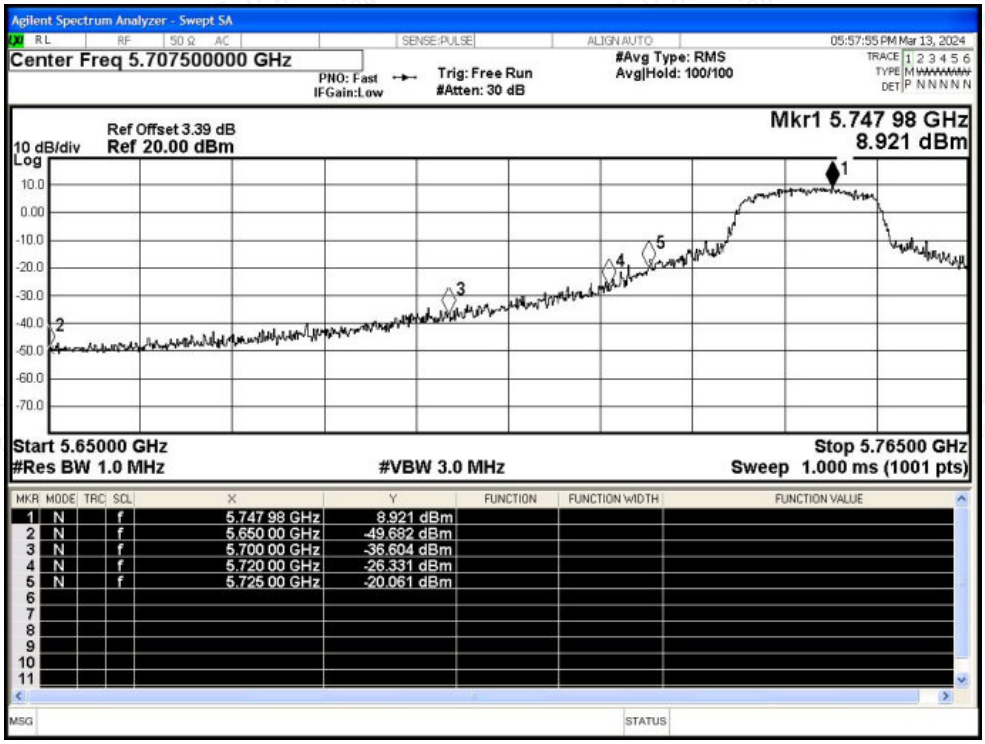

Restrict Band NVNT n20mimo 5745MHz Average

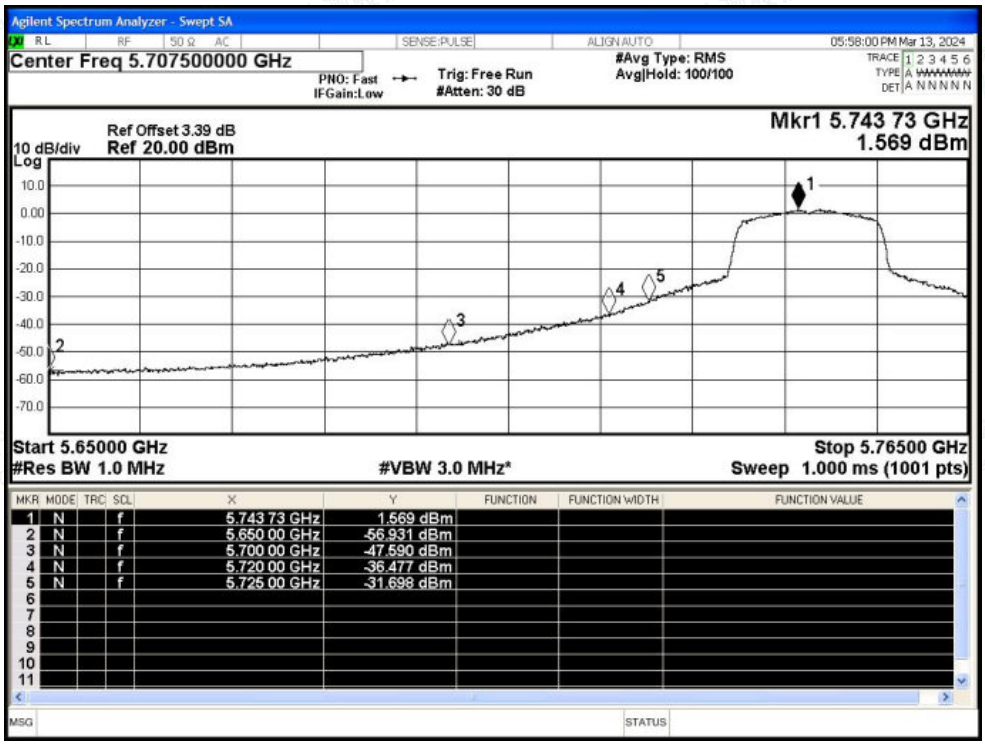

Restrict Band NVNT n20mimo 5825MHz Peak

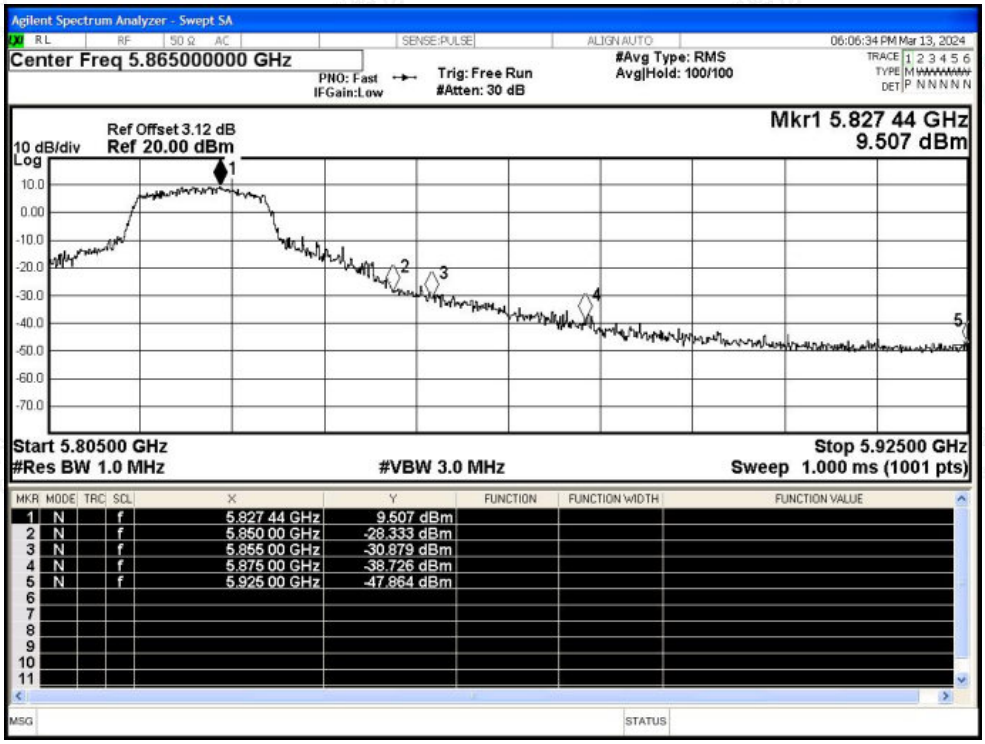

Restrict Band NVNT n20mimo 5825MHz Average

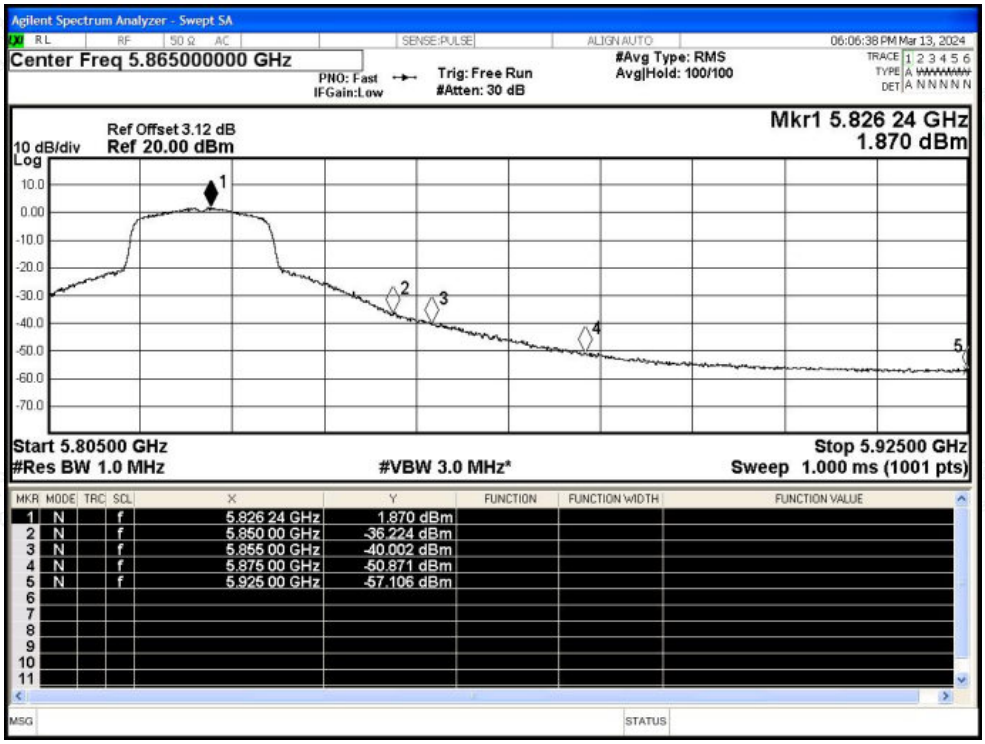

Restrict Band NVNT n40mimo 5755MHz Peak

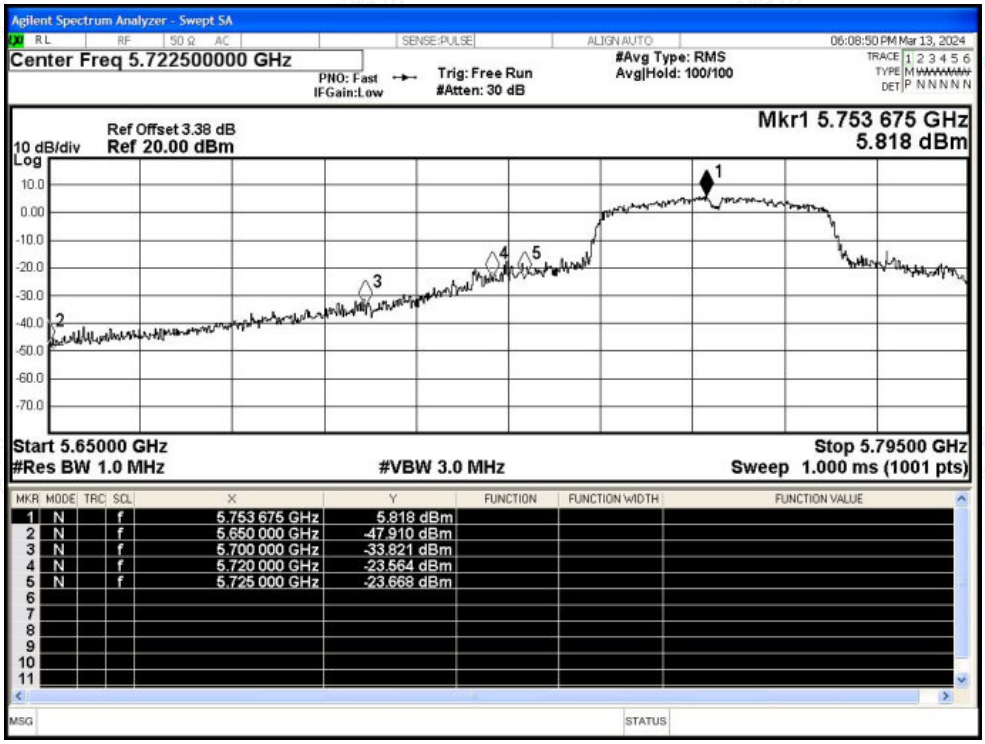

Restrict Band NVNT n40mimo 5755MHz Average

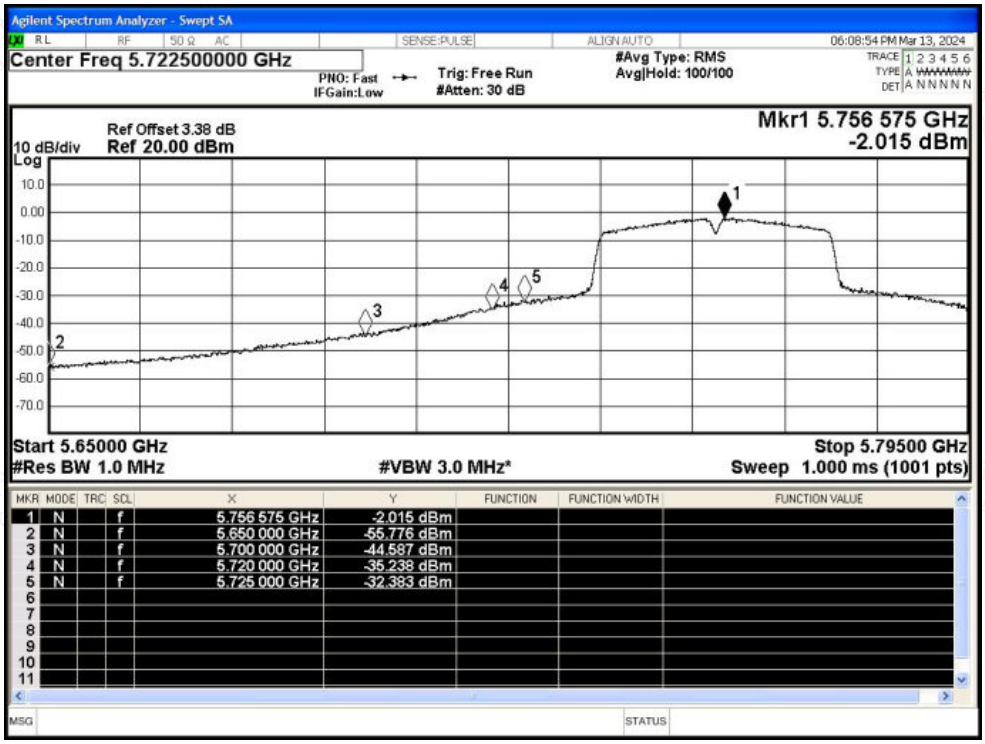

Restrict Band NVNT n40mimo 5795MHz Peak

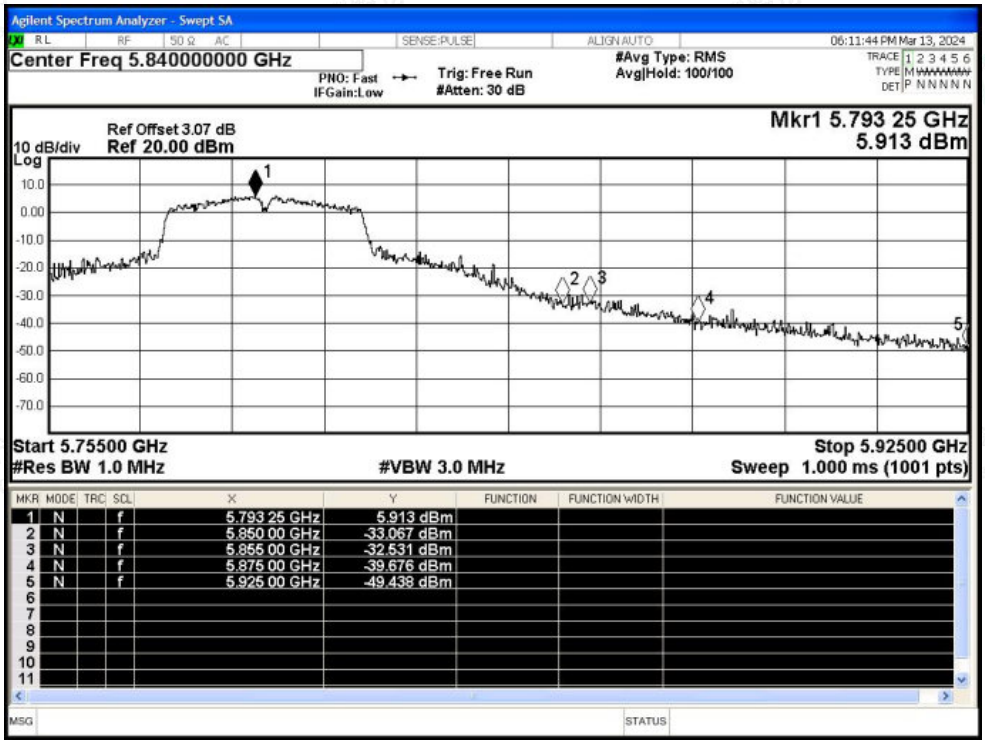

Restrict Band NVNT n40mimo 5795MHz Average

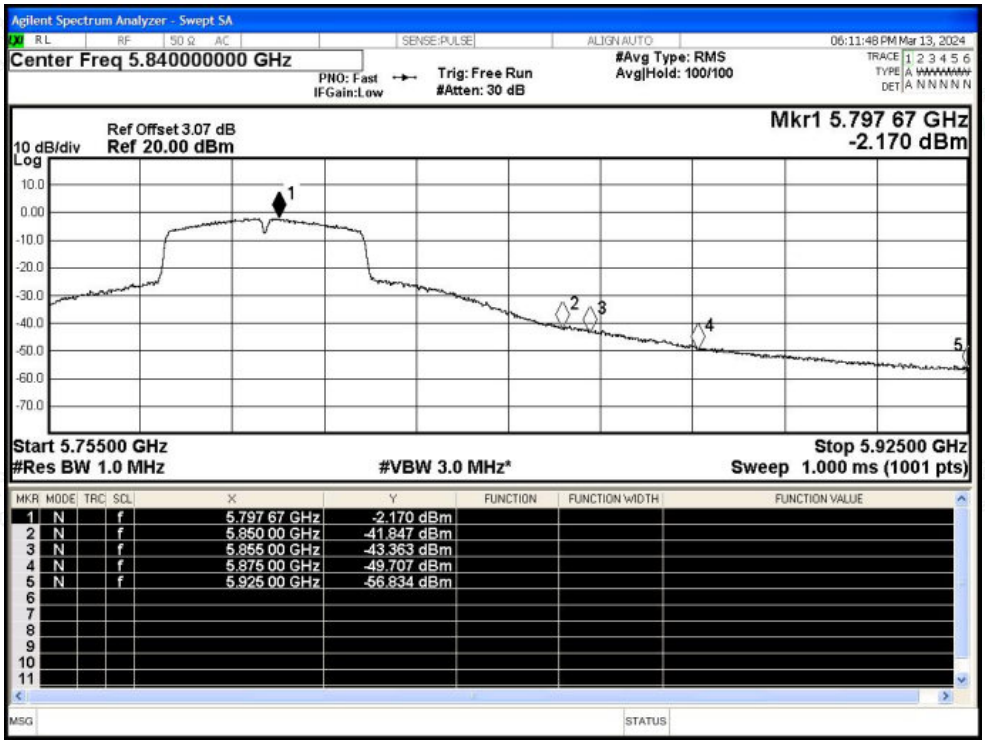

B.5 Frequency Stability

Condition	Mode	Frequency (MHz)	Antenna	Measured Frequency (MHz)	Frequency Error (Hz)	Deviation (ppm)	Limit (ppm)	Verdict
NVNT	n20	5745	Ant1	5745	0	0	25	Pass
NVNT	n20	5785	Ant1	5785	0	0	25	Pass
NVNT	n20	5825	Ant1	5825	0	0	25	Pass
NVNT	n40	5755	Ant1	5755	0	0	25	Pass
NVNT	n40	5795	Ant1	5795	0	0	25	Pass

Test Graphs

Freq. Stability NVNT n20 5745MHz Ant1

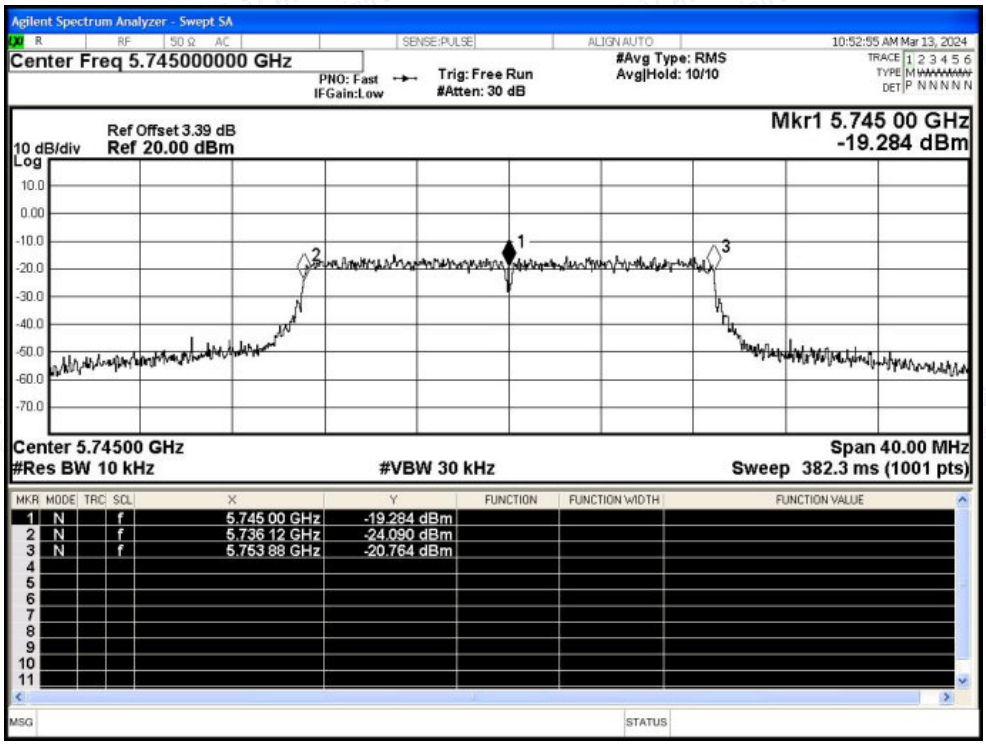

Freq. Stability NVNT n20 5785MHz Ant1

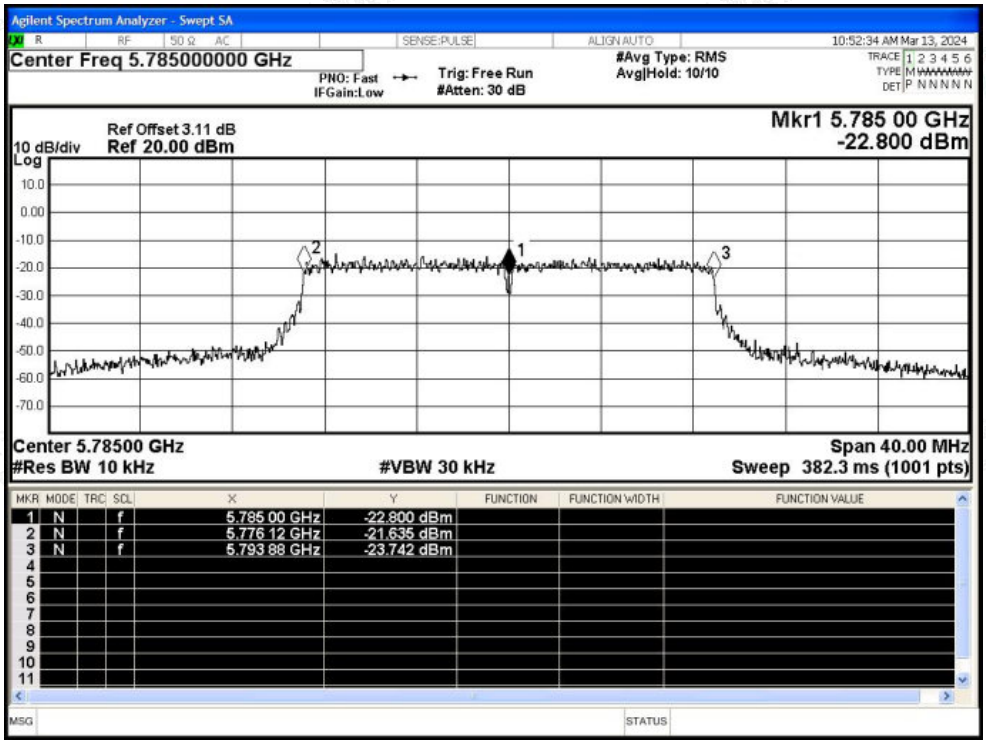

Freq. Stability NVNT n20 5825MHz Ant1

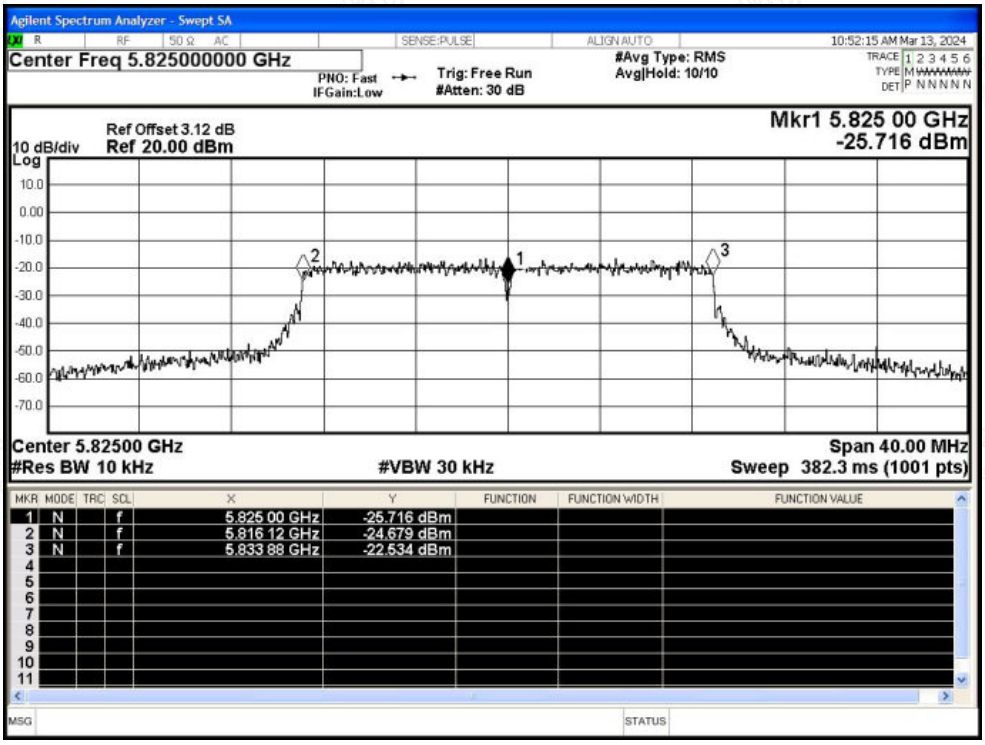

Freq. Stability NVNT n40 5755MHz Ant1

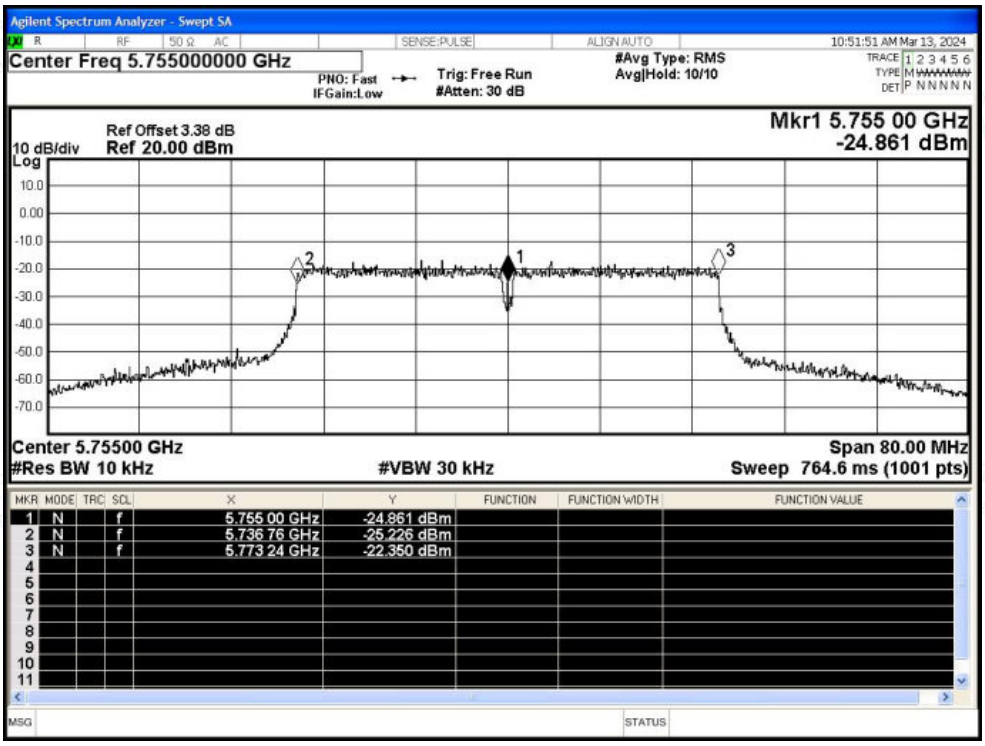

Freq. Stability NVNT n40 5795MHz Ant1

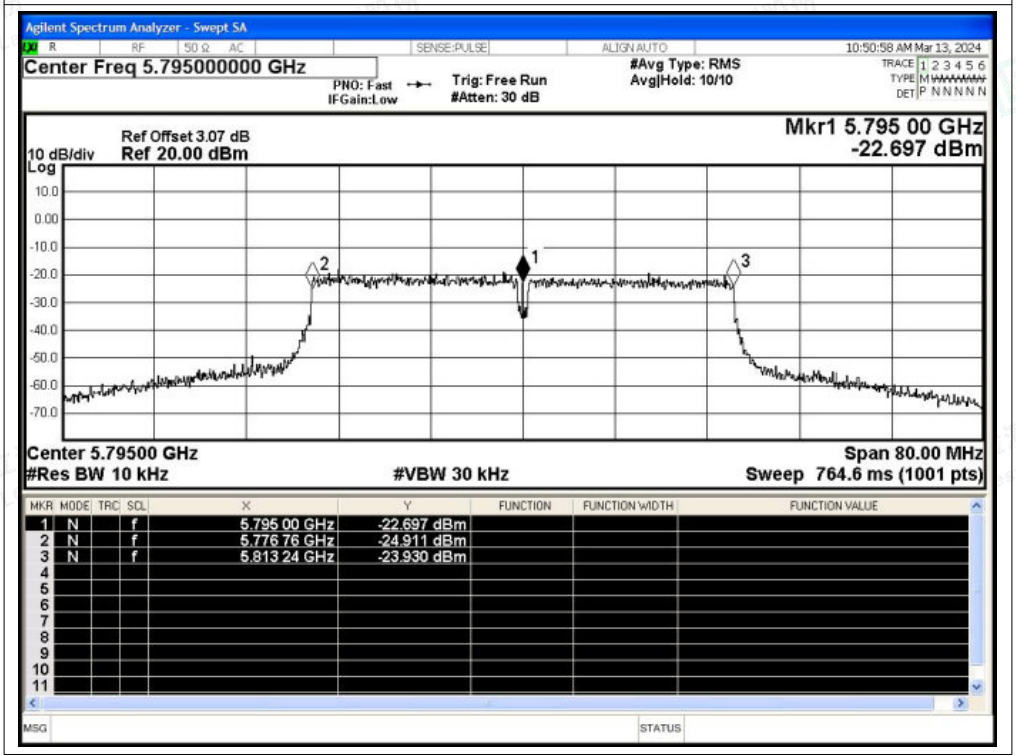

B.6 Duty Cycle

Condition	Mode	Frequency (MHz)	Antenna	Duty Cycle (%)	Correction Factor (dB)	1/T (kHz)
NVNT	n20	5745	Ant0	97.72	0.1	0.53
NVNT	n20	5785	Ant0	97.72	0.1	0.53
NVNT	n20	5825	Ant0	97.72	0.1	0.53
NVNT	n40	5755	Ant0	95.48	0.2	1.08
NVNT	n40	5795	Ant0	95.48	0.2	1.08

Test Graphs

Duty Cycle NVNT n20 5745MHz Ant0

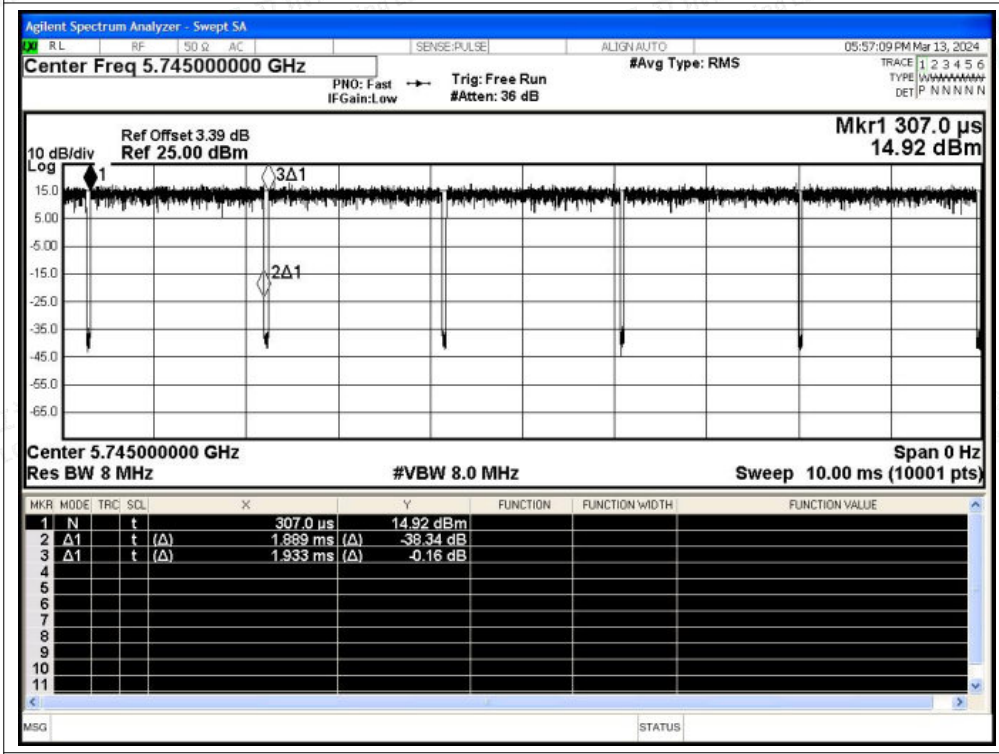

Duty Cycle NVNT n20 5785MHz Ant0

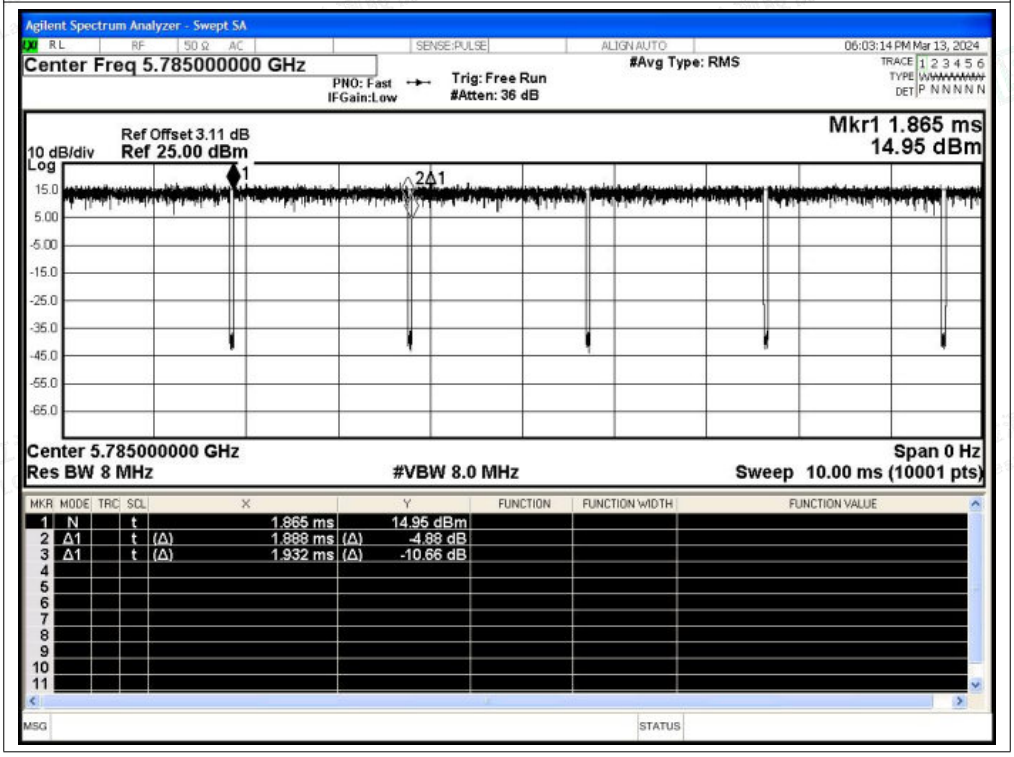

Duty Cycle NVNT n20 5825MHz Ant0

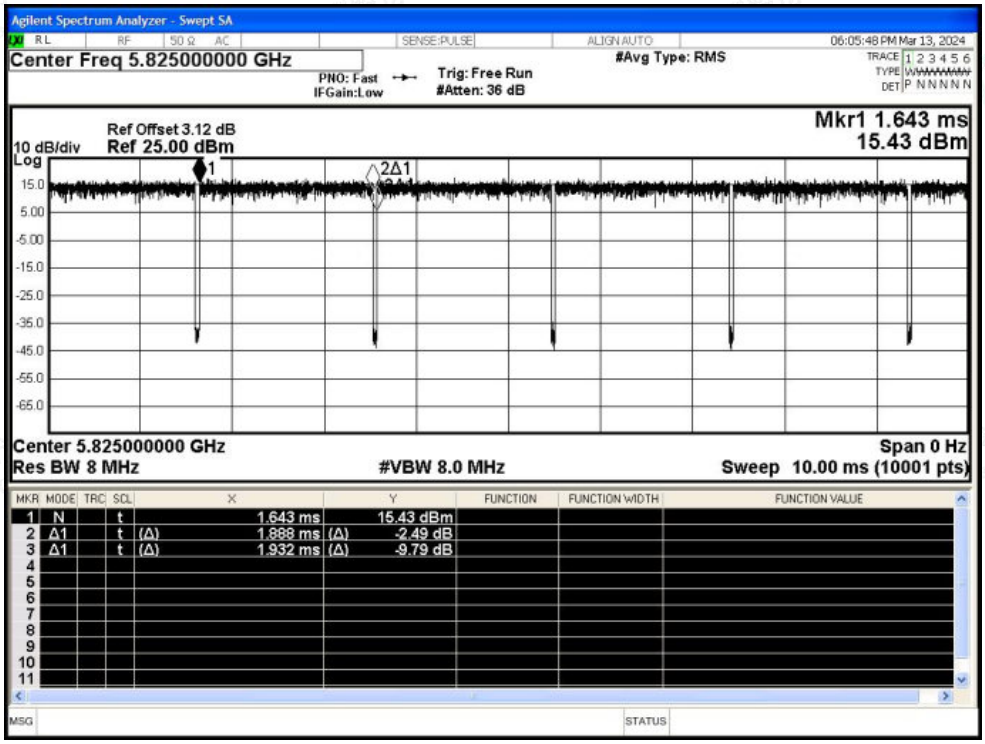

Duty Cycle NVNT n40 5755MHz Ant0

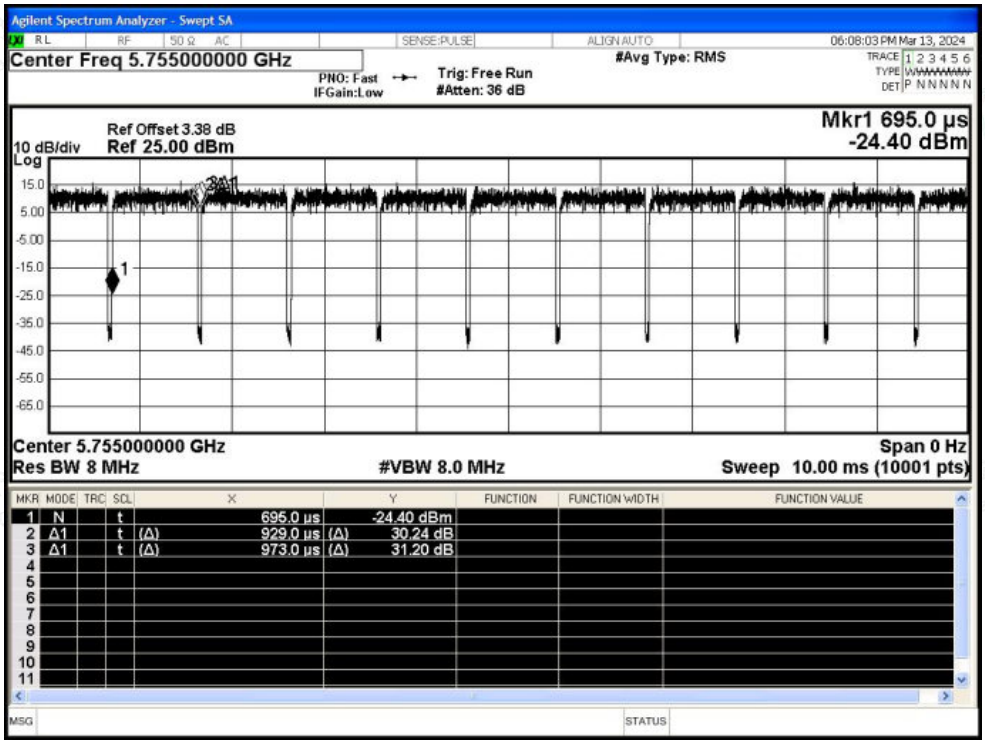

Duty Cycle NVNT n40 5795MHz Ant0

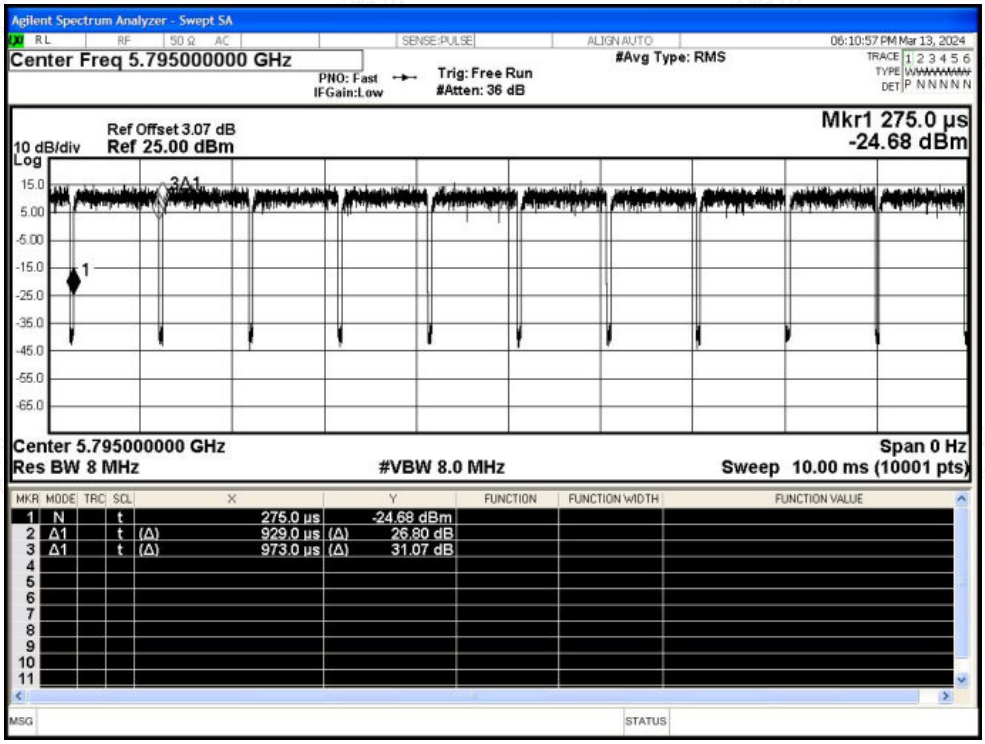

Condition	Mode	Frequency (MHz)	Antenna	Duty Cycle (%)	Correction Factor (dB)	1/T (kHz)
NVNT	n20	5745	Ant1	97.72	0.1	0.53
NVNT	n20	5785	Ant1	97.72	0.1	0.53
NVNT	n20	5825	Ant1	97.72	0.1	0.53
NVNT	n40	5755	Ant1	95.47	0.2	1.08
NVNT	n40	5795	Ant1	95.47	0.2	1.08

Test Graphs

Duty Cycle NVNT n20 5745MHz Ant1

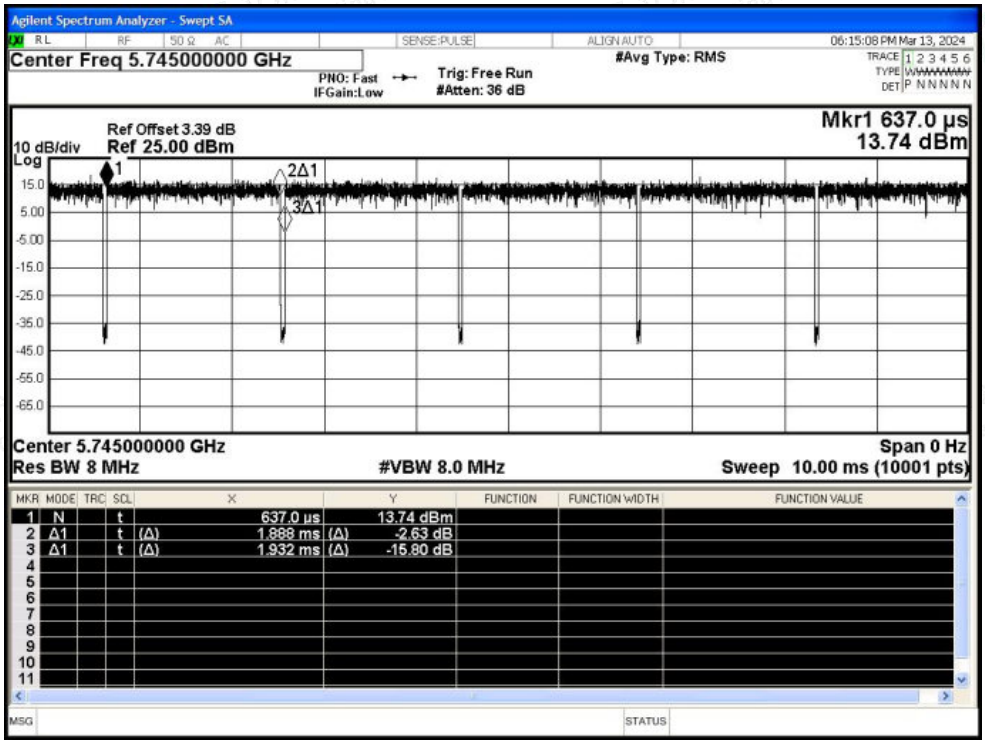

Duty Cycle NVNT n20 5785MHz Ant1

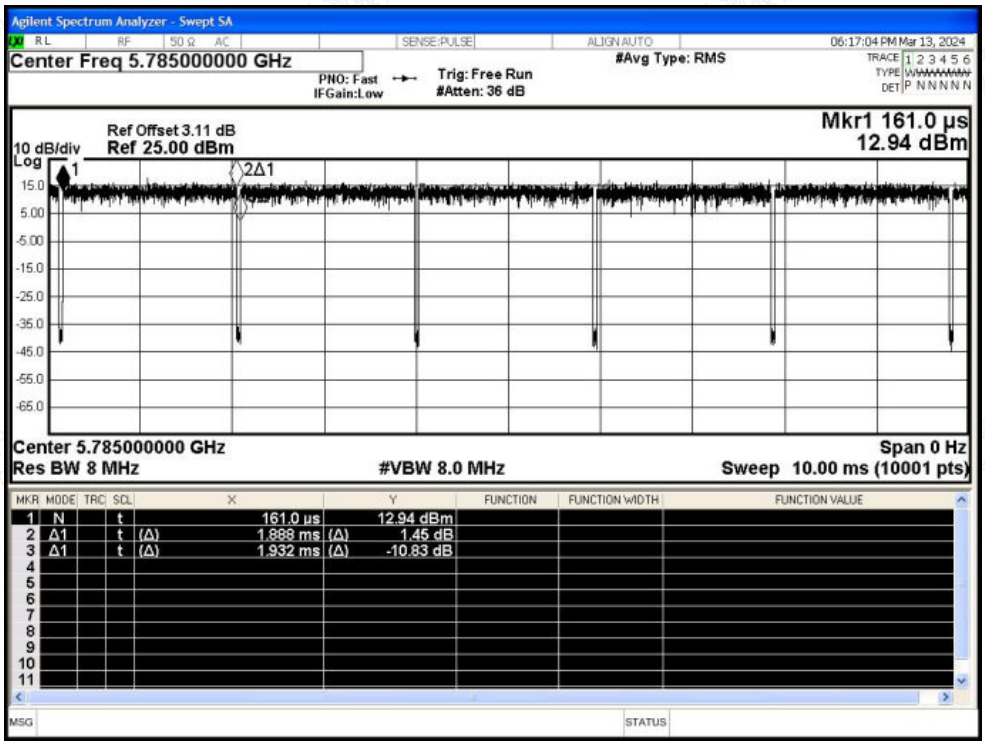

Duty Cycle NVNT n20 5825MHz Ant1

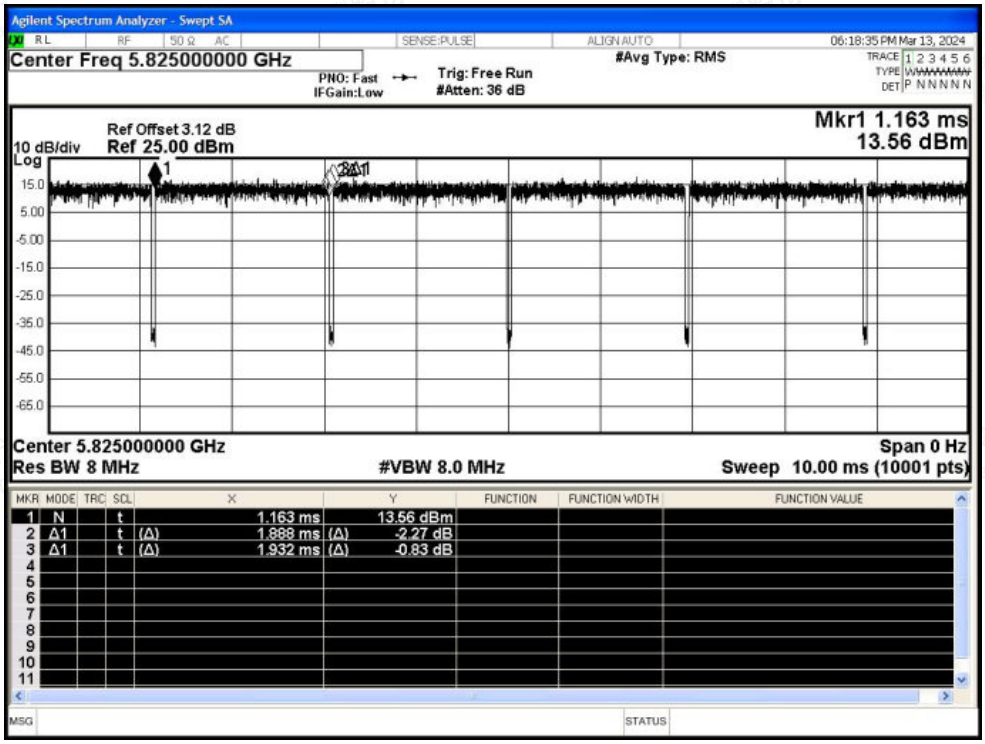

Duty Cycle NVNT n40 5755MHz Ant1

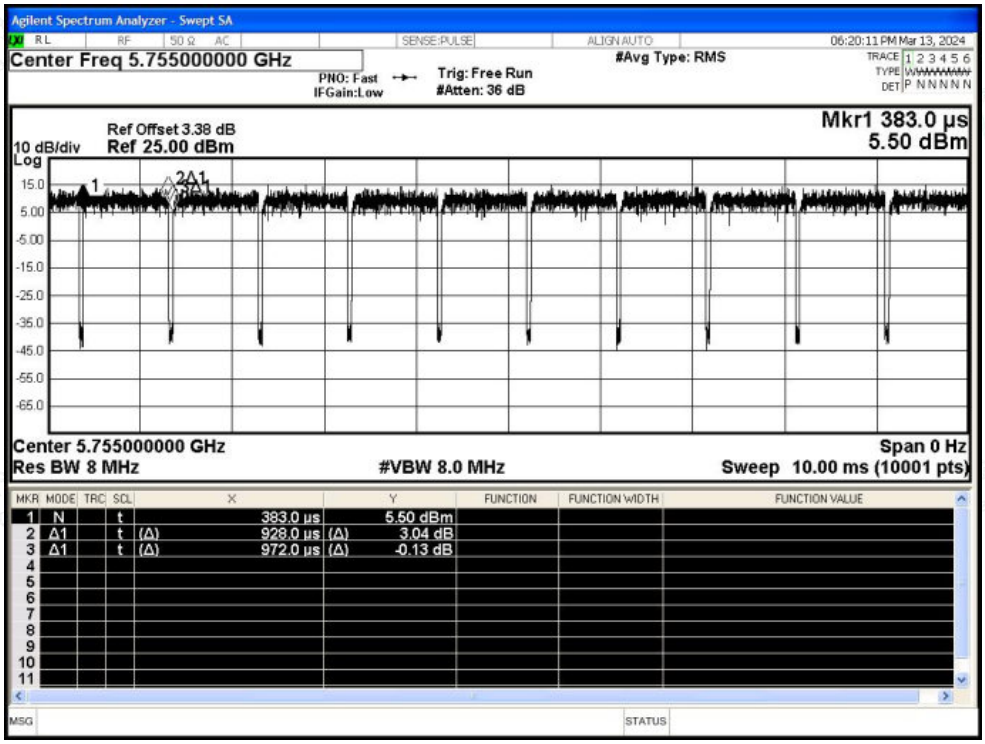
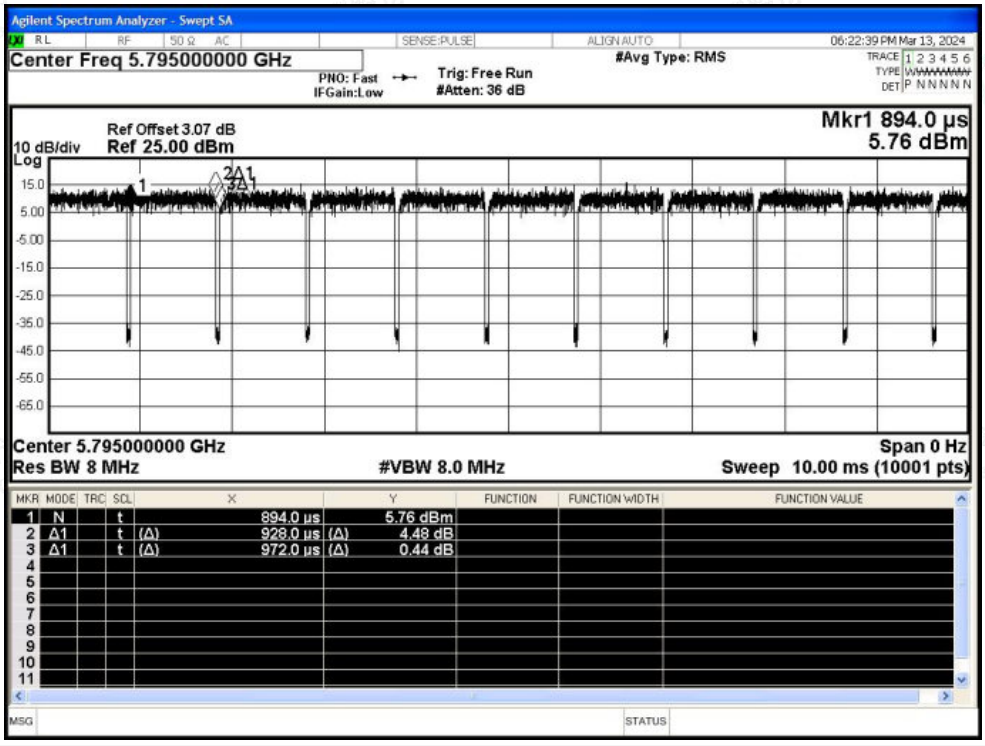
Duty Cycle NVNT n40 5795MHz Ant1