TX, 802.11g (Ch 1)
Radiated Spurious Emission, Horizontal

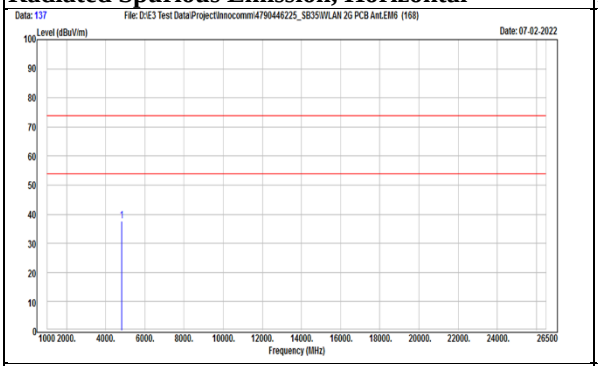

TX, 802.11g (Ch 1)
Radiated Spurious Emission, Vertical

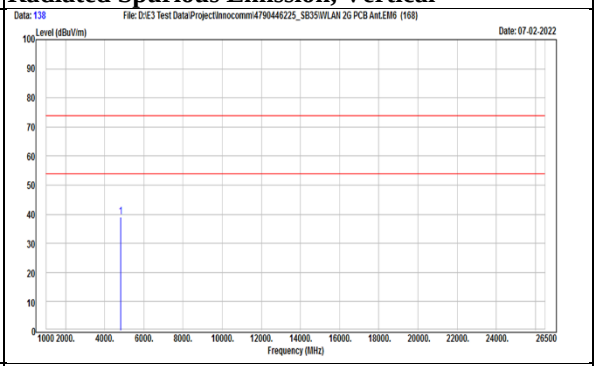

TX, 802.11g (Ch 1)
Band Edge (Average), Horizontal

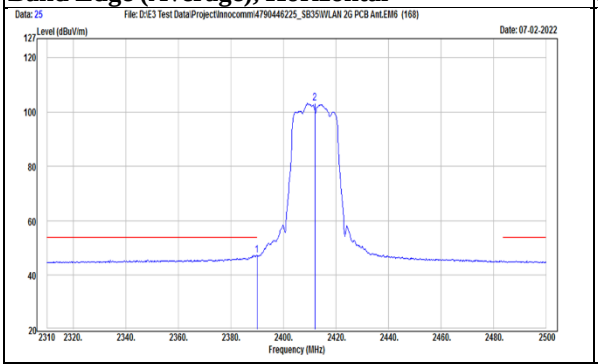

TX, 802.11g (Ch 1)
Band Edge (Average), Vertical

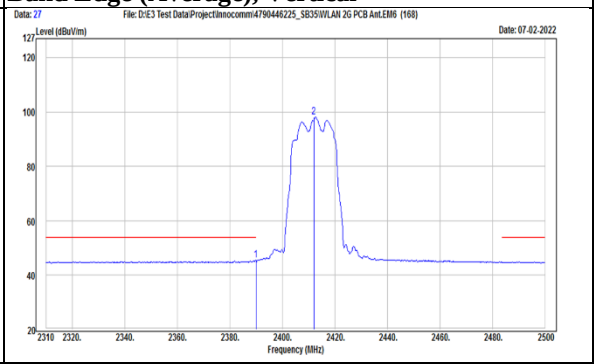

TX, 802.11g (Ch 1)
Band Edge (Peak), Horizontal

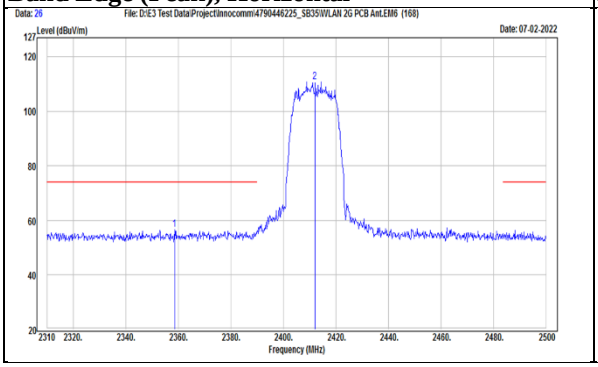

TX, 802.11g (Ch 1)
Band Edge (Peak), Vertical

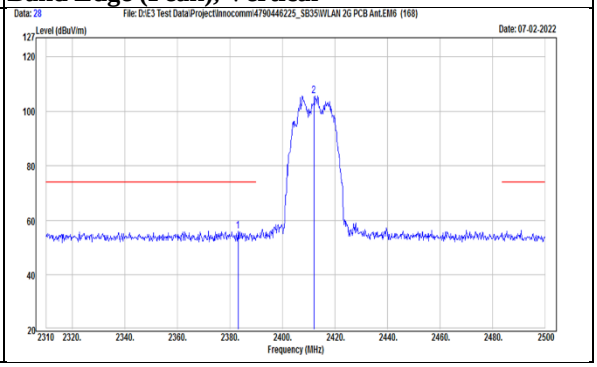

Mode	802.11g	Channel	2

Polarization	Notation	Frequency (MHz)	Reading (dBuV)	Correct (dB/m)	Result (dBuV/m)	Limit (dBuV/m)	Margin (dB)	Remark
Horizontal		2389.23	34.63	15.82	50.45	54	-3.55	AVG
		2389.42	43.64	15.82	59.46	74	-14.54	PK
	@	2417	97.23	15.84	113.07	N/A	N/A	PK
	@	2417	89.52	15.84	105.36	N/A	N/A	AVG
	*	4834	35.01	2.36	37.37	74	-36.63	PK
Vertical		2314.75	40.91	15.85	56.76	74	-17.24	PK
		2389.8	30.8	15.82	46.62	54	-7.38	AVG
	@	2417	93.38	15.84	109.22	N/A	N/A	PK
	@	2417	85.03	15.84	100.87	N/A	N/A	AVG
	*	4834	35.35	2.36	37.71	74	-36.29	PK

TX, 802.11g (Ch 2)
Radiated Spurious Emission, Horizontal

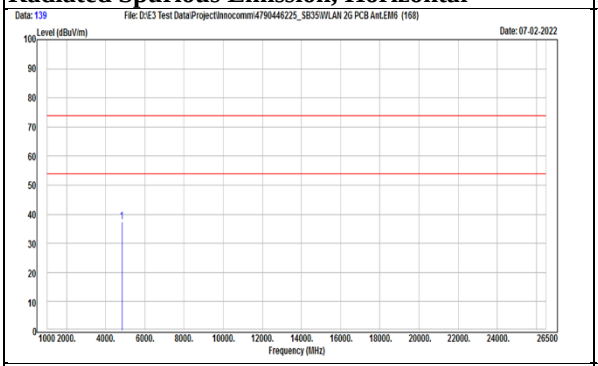

TX, 802.11g (Ch 2)
Radiated Spurious Emission, Vertical

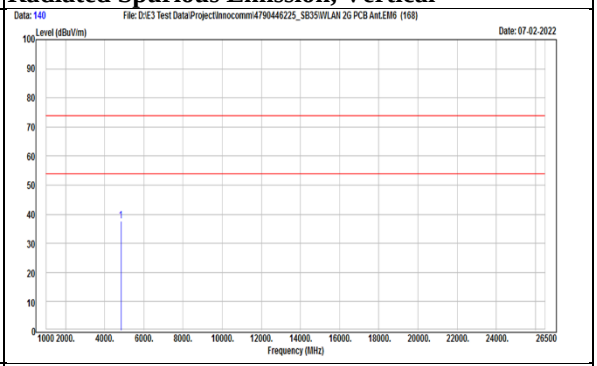

TX, 802.11g (Ch 2)
Band Edge (Average), Horizontal

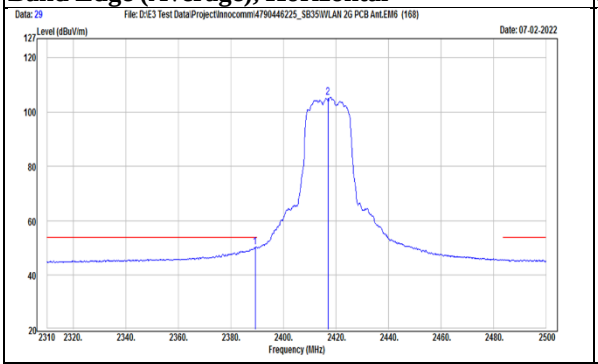

TX, 802.11g (Ch 2)
Band Edge (Average), Vertical

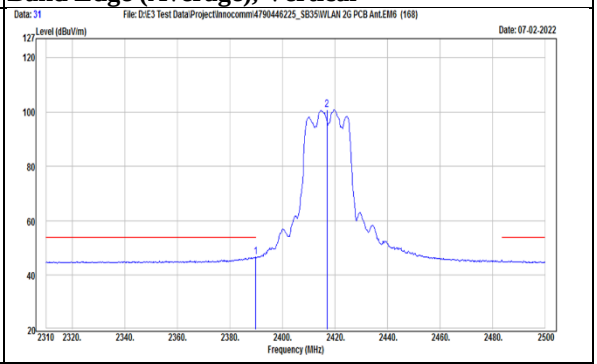

TX, 802.11g (Ch 2)
Band Edge (Peak), Horizontal

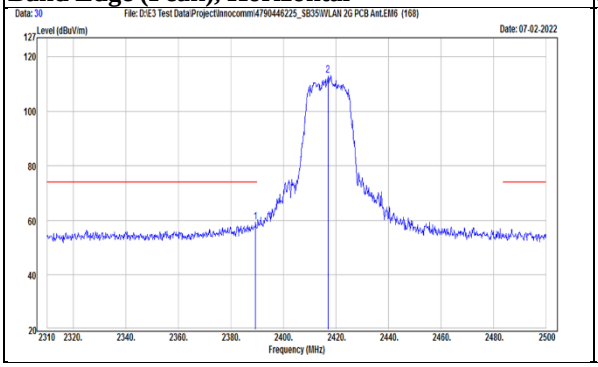

TX, 802.11g (Ch 2)
Band Edge (Peak), Vertical

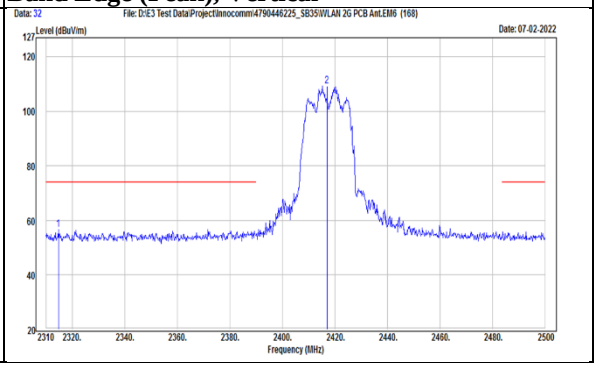

Mode	802.11g	Channel	6

Polarization	Notation	Frequency (MHz)	Reading (dBuV)	Correct (dB/m)	Result (dBuV/m)	Limit (dBuV/m)	Margin (dB)	Remark
Horizontal		2382.39	46.39	15.83	62.22	74	-11.78	PK
		2389.8	35.53	15.82	51.35	54	-2.65	AVG
	@	2437	101.17	15.92	117.09	N/A	N/A	PK
	@	2437	93.47	15.92	109.39	N/A	N/A	AVG
		2483.66	34.7	15.68	50.38	54	-3.62	AVG
		2488.79	48.04	15.64	63.68	74	-10.32	PK
	*	4874	35.38	2.4	37.78	74	-36.22	PK
Vertical		2385.62	42.66	15.83	58.49	74	-15.51	PK
		2389.42	32.04	15.82	47.86	54	-6.14	AVG
	@	2437	97.97	15.92	113.89	N/A	N/A	PK
	@	2437	89.92	15.92	105.84	N/A	N/A	AVG
		2486.89	32.75	15.66	48.41	54	-5.59	AVG
		2488.22	42.8	15.65	58.45	74	-15.55	PK
	*	4874	36.41	2.4	38.81	74	-35.19	PK

TX, 802.11g (Ch 6)
Radiated Spurious Emission, Horizontal

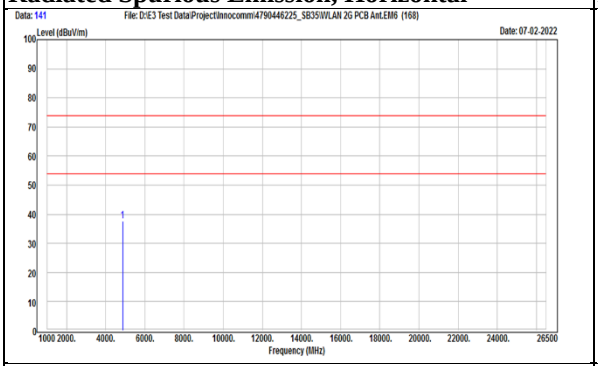

TX, 802.11g (Ch 6)
Radiated Spurious Emission, Vertical

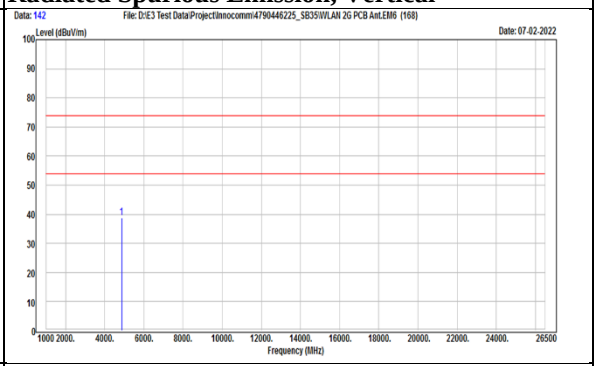

TX, 802.11g (Ch 6)
Band Edge (Average), Horizontal

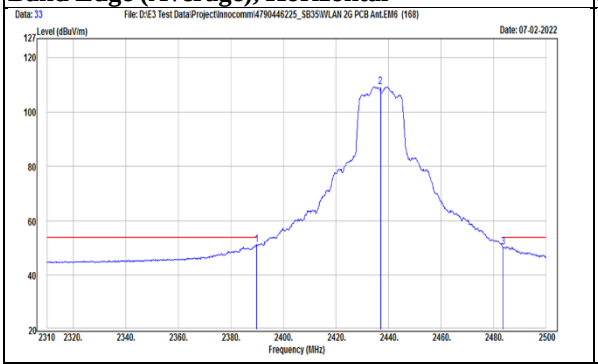

TX, 802.11g (Ch 6)
Band Edge (Average), Vertical

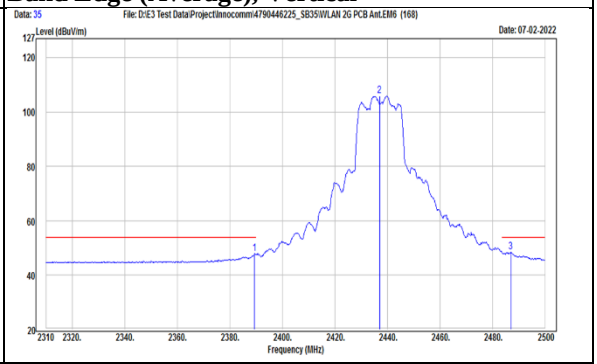

TX, 802.11g (Ch 6)
Band Edge (Peak), Horizontal

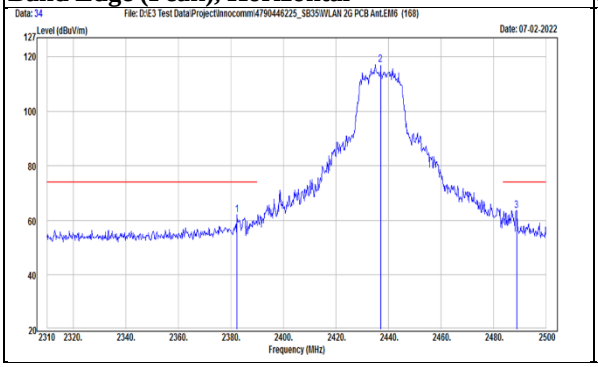

TX, 802.11g (Ch 6)
Band Edge (Peak), Vertical

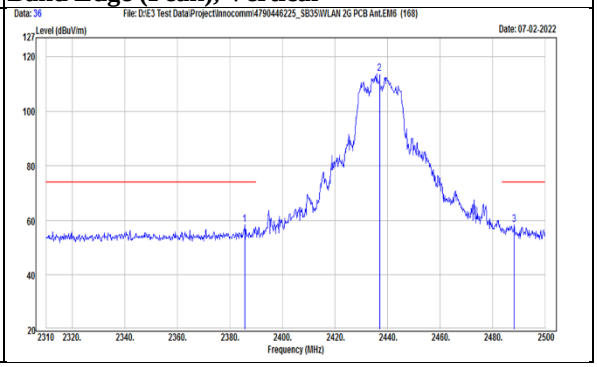

Mode	802.11g	Channel	10

Polarization	Notation	Frequency (MHz)	Reading (dBuV)	Correct (dB/m)	Result (dBuV/m)	Limit (dBuV/m)	Margin (dB)	Remark
Horizontal	@	2457	95.32	15.92	111.24	N/A	N/A	PK
	@	2457	87.74	15.92	103.66	N/A	N/A	AVG
		2483.66	33.79	15.68	49.47	54	-4.53	AVG
		2487.84	43.52	15.65	59.17	74	-14.83	PK
	*	4914	35	2.42	37.42	74	-36.58	PK
Vertical	@	2457	91.76	15.92	107.68	N/A	N/A	PK
	@	2457	83.88	15.92	99.8	N/A	N/A	AVG
		2485.18	42.07	15.67	57.74	74	-16.26	PK
		2485.75	31.72	15.67	47.39	54	-6.61	AVG
	*	4914	36.53	2.42	38.95	74	-35.05	PK

TX, 802.11g (Ch 10)
Radiated Spurious Emission, Horizontal

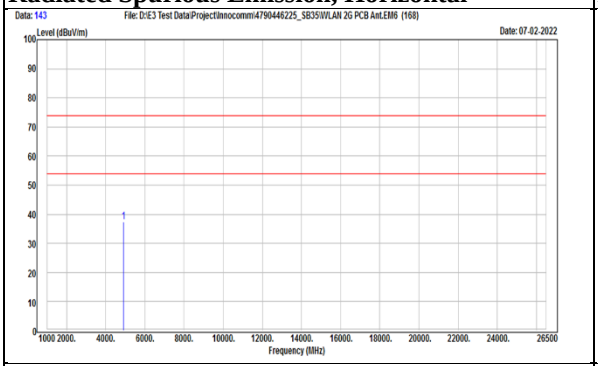

TX, 802.11g (Ch 10)
Radiated Spurious Emission, Vertical

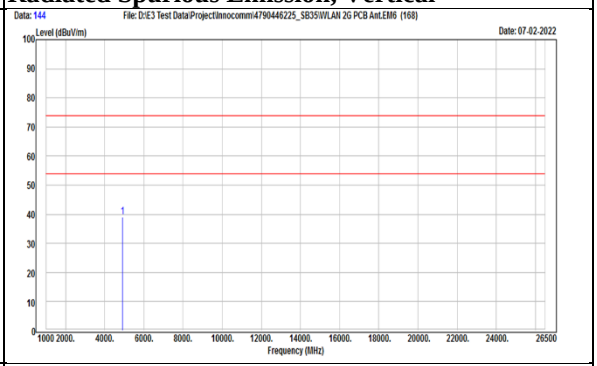

TX, 802.11g (Ch 10)
Band Edge (Average), Horizontal

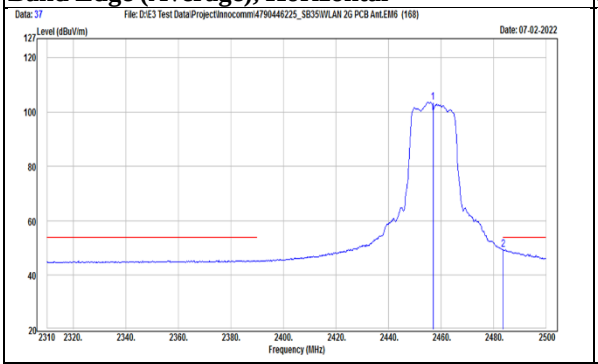

TX, 802.11g (Ch 10)
Band Edge (Average), Vertical

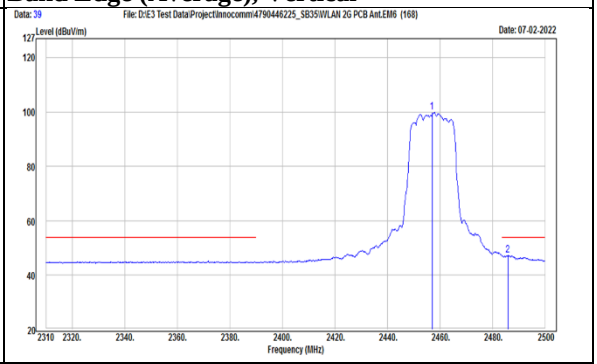

TX, 802.11g (Ch 10)
Band Edge (Peak), Horizontal

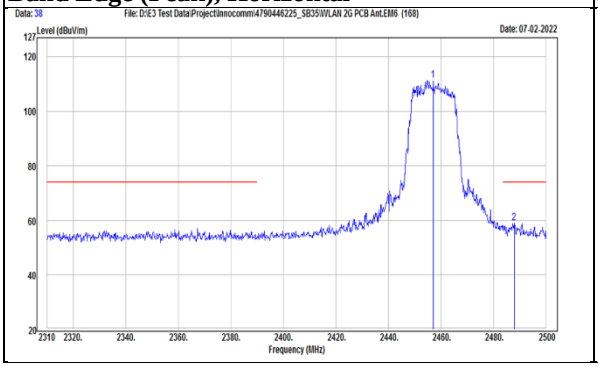

TX, 802.11g (Ch 10)
Band Edge (Peak), Vertical

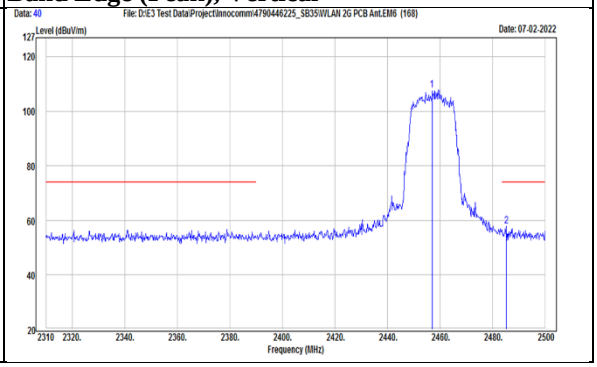

Mode	802.11g	Channel	11

Polarization	Notation	Frequency (MHz)	Reading (dBuV)	Correct (dB/m)	Result (dBuV/m)	Limit (dBuV/m)	Margin (dB)	Remark
Horizontal	@	2462	93.14	15.87	109.01	N/A	N/A	PK
	@	2462	85.8	15.87	101.67	N/A	N/A	AVG
		2483.85	41.98	15.68	57.66	74	-16.34	PK
		2485.18	31.02	15.67	46.69	54	-7.31	AVG
	*	4924	34.82	2.4	37.22	74	-36.78	PK
Vertical	@	2462	89.34	15.87	105.21	N/A	N/A	PK
	@	2462	82.05	15.87	97.92	N/A	N/A	AVG
		2485.37	29.91	15.67	45.58	54	-8.42	AVG
		2493.35	40.92	15.61	56.53	74	-17.47	PK
	*	4924	35.5	2.4	37.9	74	-36.1	PK

TX, 802.11g (Ch 11)
Radiated Spurious Emission, Horizontal

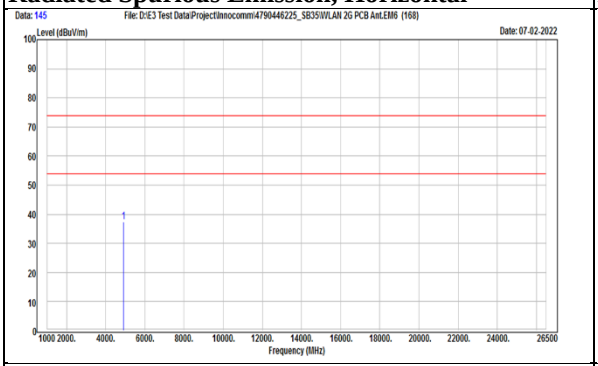

TX, 802.11g (Ch 11)
Radiated Spurious Emission, Vertical

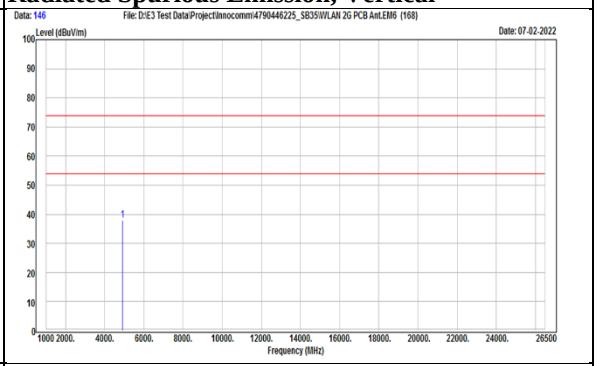

TX, 802.11g (Ch 11)
Band Edge (Average), Horizontal

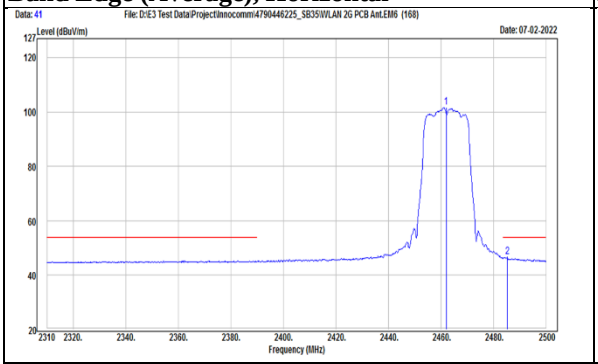

TX, 802.11g (Ch 11)
Band Edge (Average), Vertical

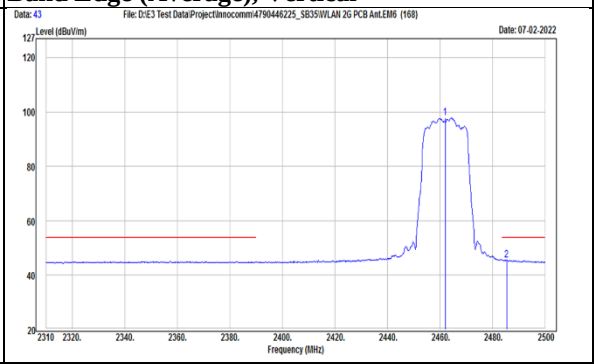

TX, 802.11g (Ch 11)
Band Edge (Peak), Horizontal

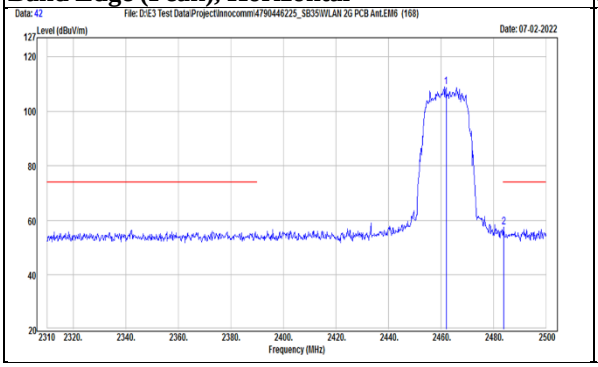

TX, 802.11g (Ch 11)
Band Edge (Peak), Vertical

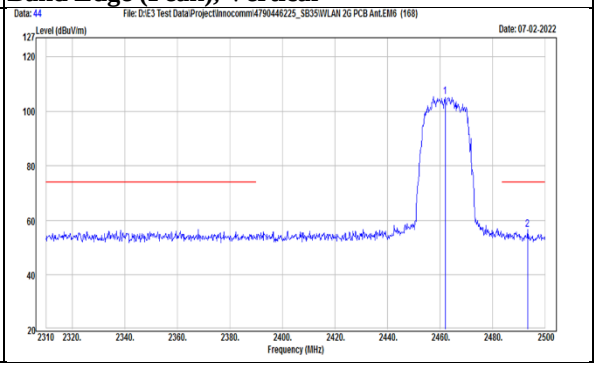

Mode	802.11n(HT20)	Channel	1

Polarization	Notation	Frequency (MHz)	Reading (dBuV)	Correct (dB/m)	Result (dBuV/m)	Limit (dBuV/m)	Margin (dB)	Remark
Horizontal		2389.04	42.33	15.81	58.14	74	-15.86	PK
		2389.99	31.61	15.82	47.43	54	-6.57	AVG
	@	2412	94.27	15.83	110.1	N/A	N/A	PK
	@	2412	86.54	15.83	102.37	N/A	N/A	AVG
	*	4824	35.58	2.35	37.93	74	-36.07	PK
Vertical		2350.66	40.43	15.91	56.34	74	-17.66	PK
		2389.04	29.6	15.81	45.41	54	-8.59	AVG
	@	2412	89.12	15.83	104.95	N/A	N/A	PK
	@	2412	81.23	15.83	97.06	N/A	N/A	AVG
	*	4824	35.14	2.35	37.49	74	-36.51	PK

TX, 802.11n(HT20) (Ch 1)
Radiated Spurious Emission, Horizontal

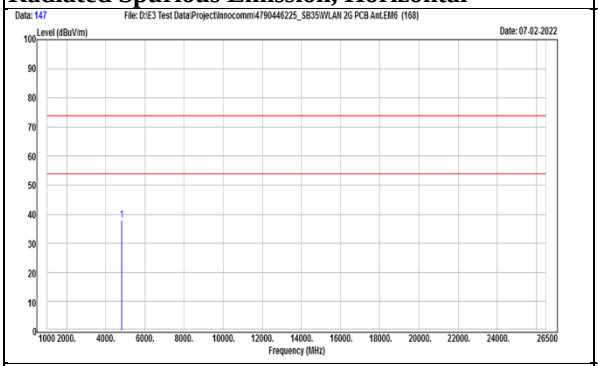

TX, 802.11n(HT20) (Ch 1)
Radiated Spurious Emission, Vertical

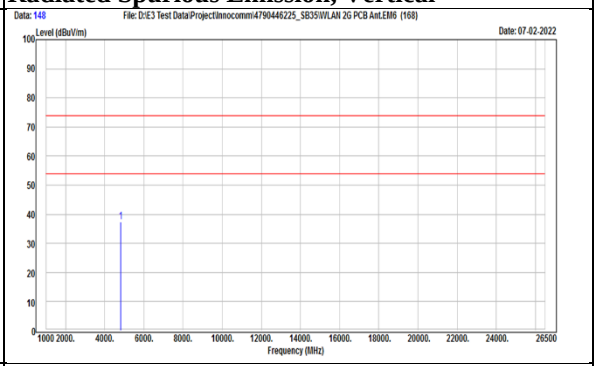

TX, 802.11n(HT20) (Ch 1)
Band Edge (Average), Horizontal

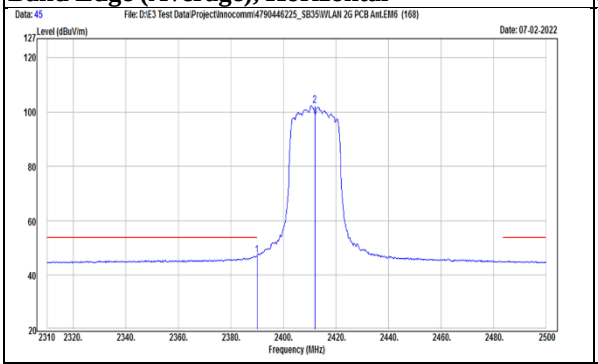

TX, 802.11n(HT20) (Ch 1)
Band Edge (Average), Vertical

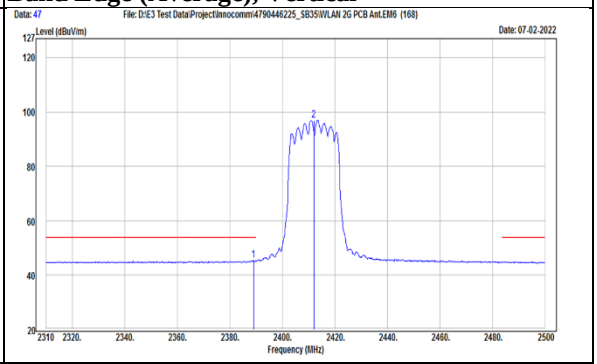

TX, 802.11n(HT20) (Ch 1)
Band Edge (Peak), Horizontal

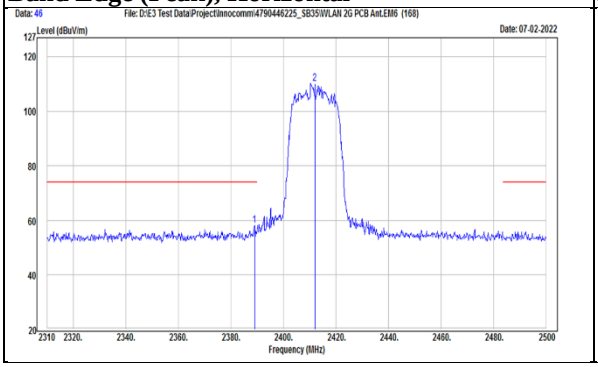

TX, 802.11n(HT20) (Ch 1)
Band Edge (Peak), Vertical

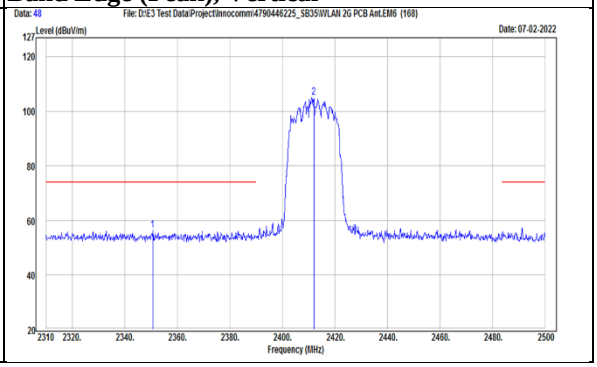

Mode	802.11n(HT20)	Channel	2

Polarization	Notation	Frequency (MHz)	Reading (dBuV)	Correct (dB/m)	Result (dBuV/m)	Limit (dBuV/m)	Margin (dB)	Remark
Horizontal		2389.8	43.87	15.82	59.69	74	-14.31	PK
		2389.99	33.48	15.82	49.3	54	-4.7	AVG
	@	2417	95.64	15.84	111.48	N/A	N/A	PK
	@	2417	87.8	15.84	103.64	N/A	N/A	AVG
	*	4834	35.54	2.36	37.9	74	-36.1	PK
Vertical		2388.09	40.65	15.82	56.47	74	-17.53	PK
		2389.61	30.21	15.82	46.03	54	-7.97	AVG
	@	2417	90.85	15.84	106.69	N/A	N/A	PK
	@	2417	83.61	15.84	99.45	N/A	N/A	AVG
	*	4834	35.6	2.36	37.96	74	-36.04	PK

TX, 802.11n(HT20) (Ch 2)
Radiated Spurious Emission, Horizontal

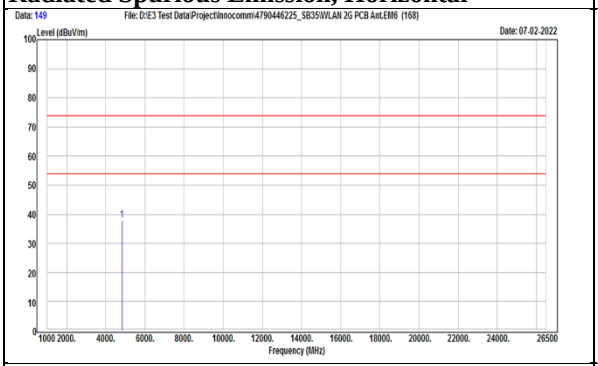

TX, 802.11n(HT20) (Ch 2)
Radiated Spurious Emission, Vertical

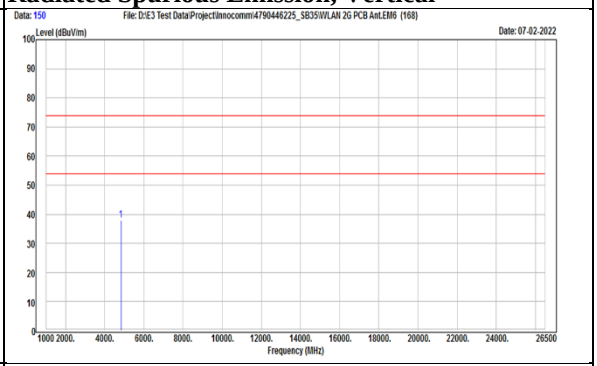

TX, 802.11n(HT20) (Ch 2)
Band Edge (Average), Horizontal

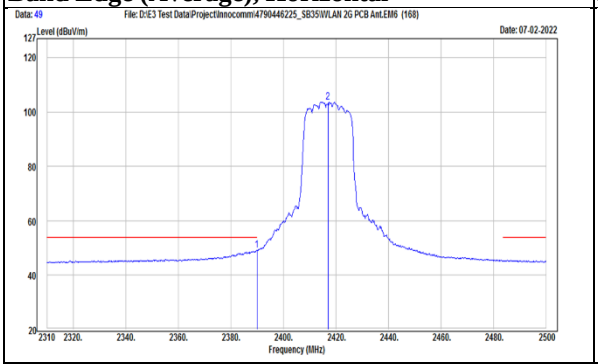

TX, 802.11n(HT20) (Ch 2)
Band Edge (Average), Vertical

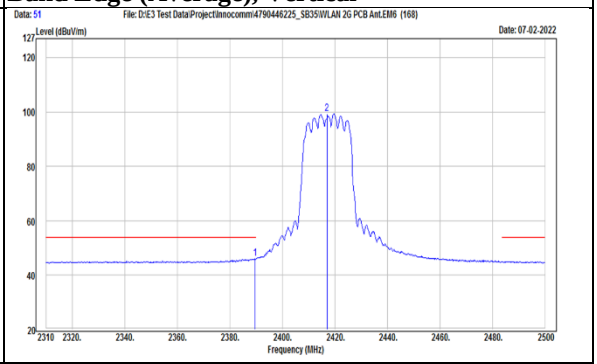

TX, 802.11n(HT20) (Ch 2)
Band Edge (Peak), Horizontal

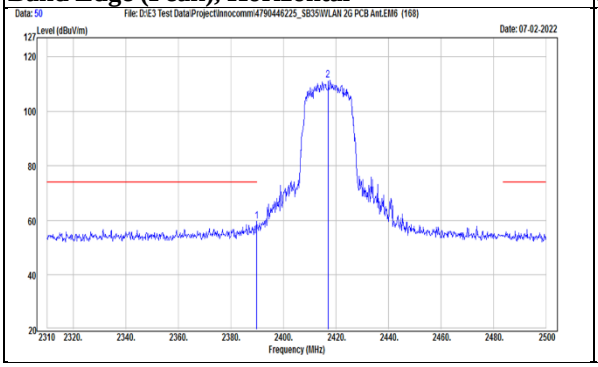

TX, 802.11n(HT20) (Ch 2)
Band Edge (Peak), Vertical

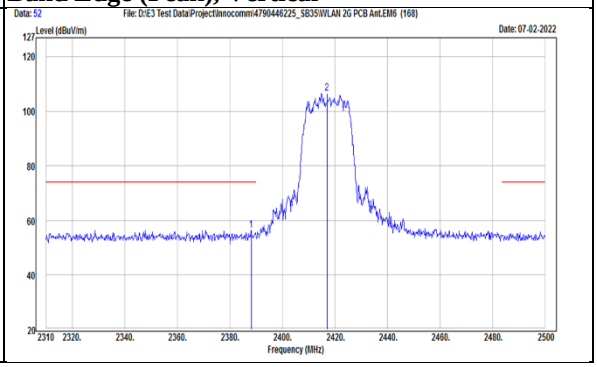

Mode	802.11n(HT20)	Channel	6

Polarization	Notation	Frequency (MHz)	Reading (dBuV)	Correct (dB/m)	Result (dBuV/m)	Limit (dBuV/m)	Margin (dB)	Remark
Horizontal		2376.5	49.7	15.84	65.54	74	-8.46	PK
		2389.99	37.53	15.82	53.35	54	-0.65	AVG
	@	2437	99.88	15.92	115.8	N/A	N/A	PK
	@	2437	93.2	15.92	109.12	N/A	N/A	AVG
		2484.23	37.92	15.68	53.6	54	-0.4	AVG
		2484.99	51.97	15.67	67.64	74	-6.36	PK
	*	4874	37.13	2.4	39.53	74	-34.47	PK
Vertical		2388.09	45.65	15.82	61.47	74	-12.53	PK
		2389.8	33	15.82	48.82	54	-5.18	AVG
	@	2437	96.12	15.92	112.04	N/A	N/A	PK
	@	2437	89.38	15.92	105.3	N/A	N/A	AVG
		2483.66	35.07	15.68	50.75	54	-3.25	AVG
		2486.51	48.85	15.66	64.51	74	-9.49	PK
	*	4874	34.95	2.4	37.35	74	-36.65	PK

TX, 802.11n(HT20) (Ch 6)
Radiated Spurious Emission, Horizontal

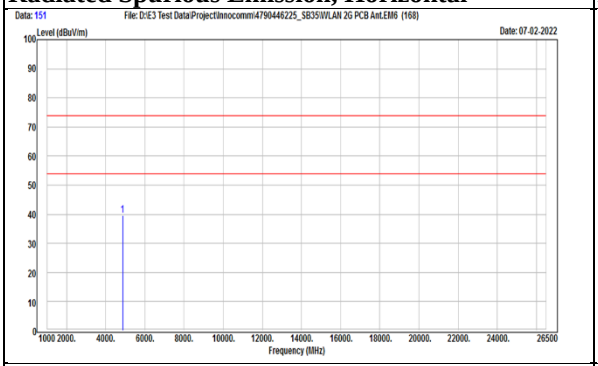

TX, 802.11n(HT20) (Ch 6)
Radiated Spurious Emission, Vertical

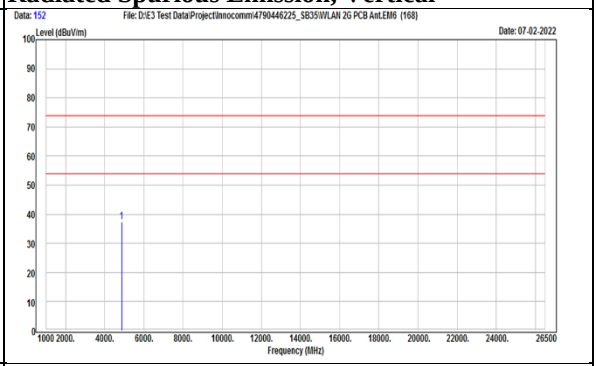

TX, 802.11n(HT20) (Ch 6)
Band Edge (Average), Horizontal

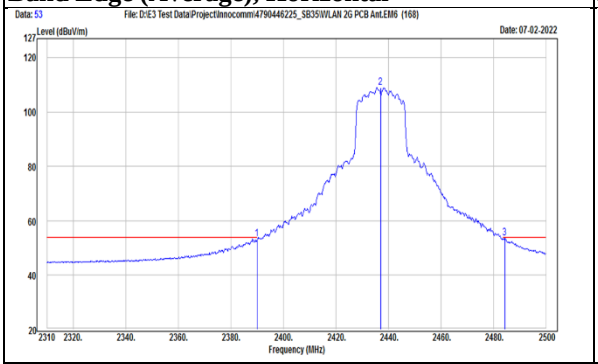

TX, 802.11n(HT20) (Ch 6)
Band Edge (Average), Vertical

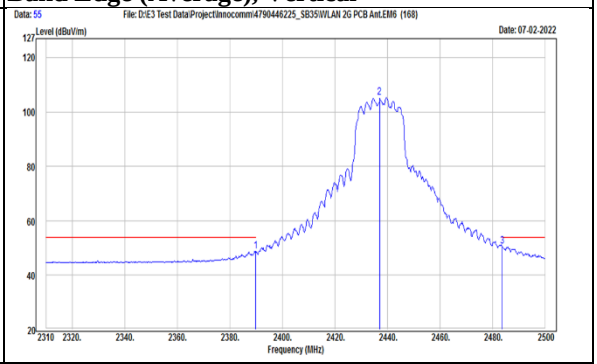

TX, 802.11n(HT20) (Ch 6)
Band Edge (Peak), Horizontal

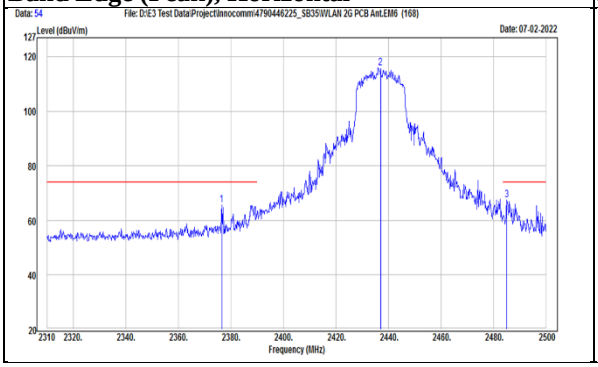

TX, 802.11n(HT20) (Ch 6)
Band Edge (Peak), Vertical

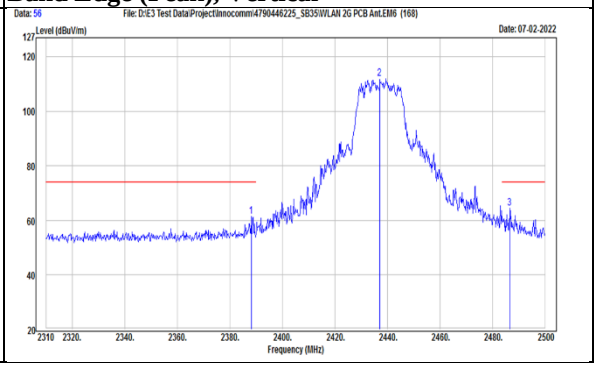

Mode	802.11n(HT20)	Channel	10

Polarization	Notation	Frequency (MHz)	Reading (dBuV)	Correct (dB/m)	Result (dBuV/m)	Limit (dBuV/m)	Margin (dB)	Remark
Horizontal	@	2457	93.9	15.92	109.82	N/A	N/A	PK
	@	2457	86.07	15.92	101.99	N/A	N/A	AVG
		2484.04	33.84	15.68	49.52	54	-4.48	AVG
		2484.8	43.87	15.67	59.54	74	-14.46	PK
	*	4914	34.99	2.42	37.41	74	-36.59	PK
Vertical	@	2457	89.92	15.92	105.84	N/A	N/A	PK
	@	2457	82.43	15.92	98.35	N/A	N/A	AVG
		2484.04	31.89	15.68	47.57	54	-6.43	AVG
		2488.6	43.51	15.64	59.15	74	-14.85	PK
	*	4914	35.13	2.42	37.55	74	-36.45	PK

TX, 802.11n(HT20) (Ch 10)
Radiated Spurious Emission, Horizontal

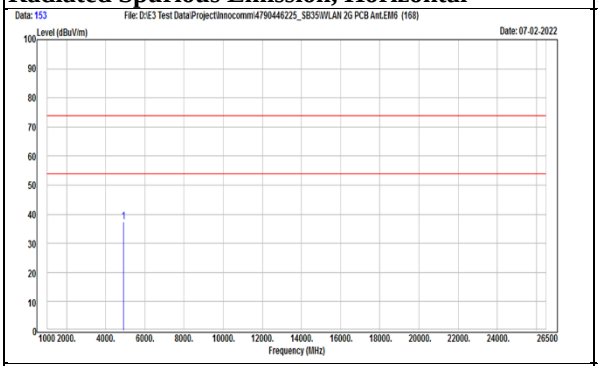

TX, 802.11n(HT20) (Ch 10)
Radiated Spurious Emission, Vertical

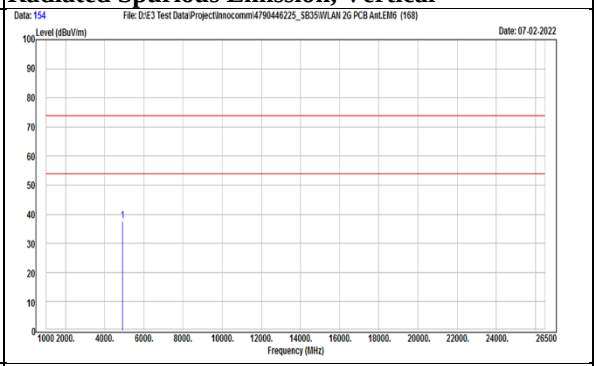

TX, 802.11n(HT20) (Ch 10)
Band Edge (Average), Horizontal

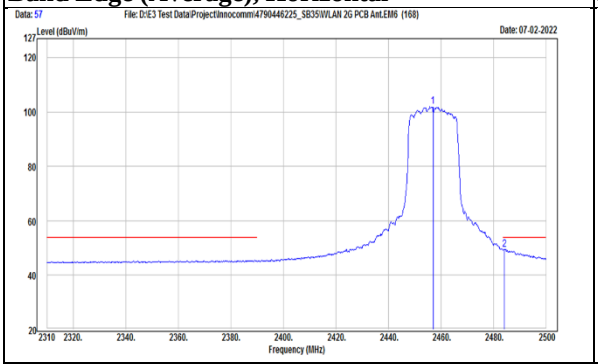

TX, 802.11n(HT20) (Ch 10)
Band Edge (Average), Vertical

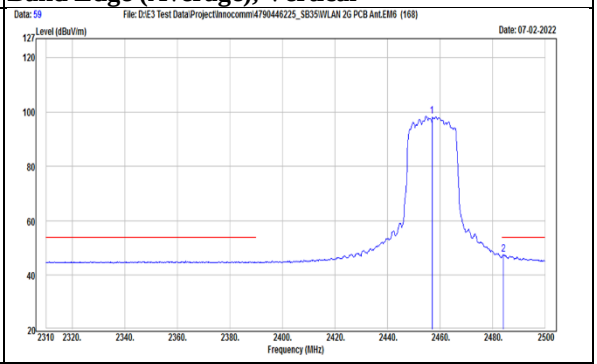

TX, 802.11n(HT20) (Ch 10)
Band Edge (Peak), Horizontal

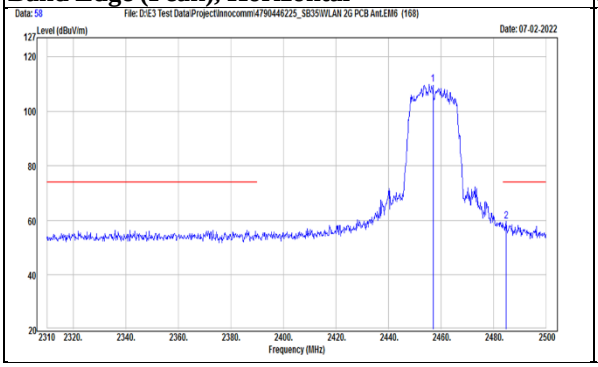

TX, 802.11n(HT20) (Ch 10)
Band Edge (Peak), Vertical

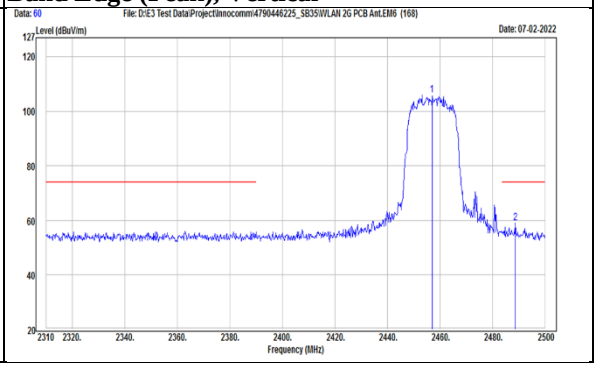

Mode	802.11n(HT20)	Channel	11

Polarization	Notation	Frequency (MHz)	Reading (dBuV)	Correct (dB/m)	Result (dBuV/m)	Limit (dBuV/m)	Margin (dB)	Remark
Horizontal	@	2462	92.16	15.87	108.03	N/A	N/A	PK
	@	2462	84.32	15.87	100.19	N/A	N/A	AVG
		2483.66	30.84	15.68	46.52	54	-7.48	AVG
		2486.32	41.79	15.67	57.46	74	-16.54	PK
	*	4924	35.02	2.4	37.42	74	-36.58	PK
Vertical	@	2462	88.33	15.87	104.2	N/A	N/A	PK
	@	2462	80.4	15.87	96.27	N/A	N/A	AVG
		2483.66	29.88	15.68	45.56	54	-8.44	AVG
		2490.5	40.71	15.62	56.33	74	-17.67	PK
	*	4924	34.73	2.4	37.13	74	-36.87	PK

TX, 802.11n(HT20) (Ch 11)
Radiated Spurious Emission, Horizontal

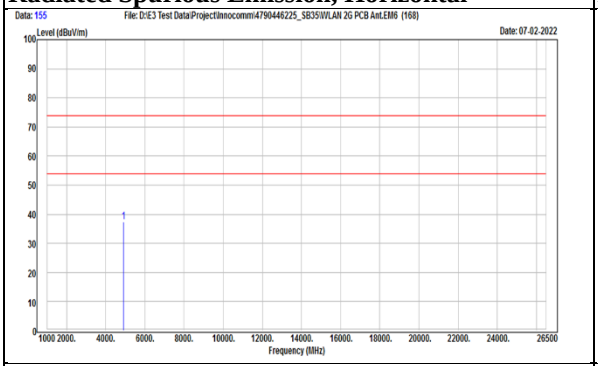

TX, 802.11n(HT20) (Ch 11)
Radiated Spurious Emission, Vertical

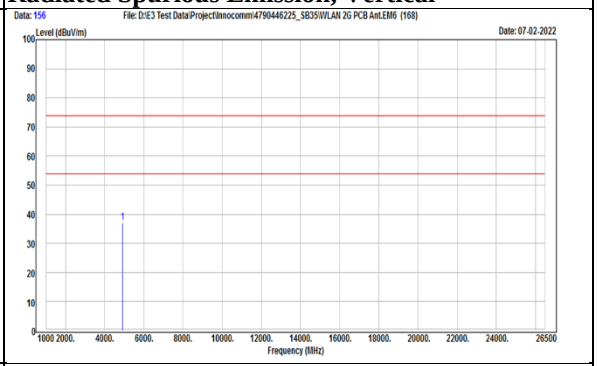

TX, 802.11n(HT20) (Ch 11)
Band Edge (Average), Horizontal

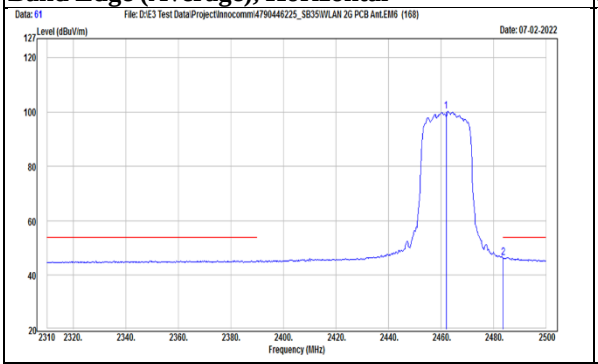

TX, 802.11n(HT20) (Ch 11)
Band Edge (Average), Vertical

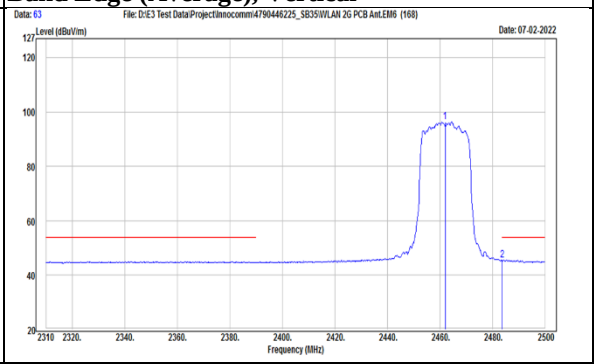

TX, 802.11n(HT20) (Ch 11)
Band Edge (Peak), Horizontal

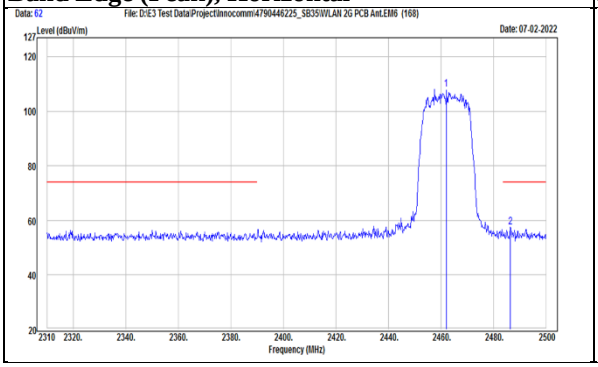

TX, 802.11n(HT20) (Ch 11)
Band Edge (Peak), Vertical

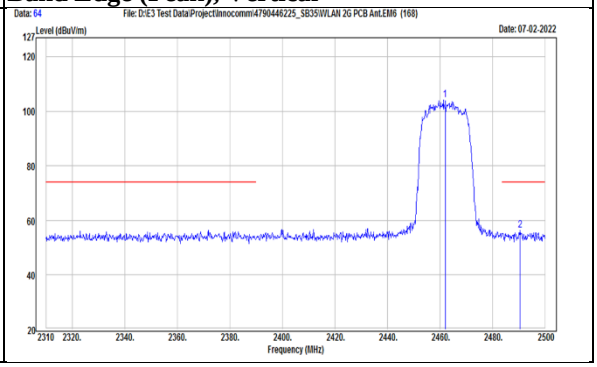

Mode	802.11n(HT40)	Channel	3

Polarization	Notation	Frequency (MHz)	Reading (dBuV)	Correct (dB/m)	Result (dBuV/m)	Limit (dBuV/m)	Margin (dB)	Remark
Horizontal		2389.61	47.54	15.82	63.36	74	-10.64	PK
		2389.61	31.63	15.82	47.45	54	-6.55	AVG
	@	2422	86.05	15.86	101.91	N/A	N/A	PK
	@	2422	79.01	15.86	94.87	N/A	N/A	AVG
	*	4844	35.2	2.38	37.58	74	-36.42	PK
Vertical		2347.81	41.22	15.9	57.12	74	-16.88	PK
		2385.81	30.04	15.83	45.87	54	-8.13	AVG
	@	2422	83.14	15.86	99	N/A	N/A	PK
	@	2422	75.9	15.86	91.76	N/A	N/A	AVG
	*	4844	35.72	2.38	38.1	74	-35.9	PK

TX, 802.11n(HT40) (Ch 3)
Radiated Spurious Emission, Horizontal

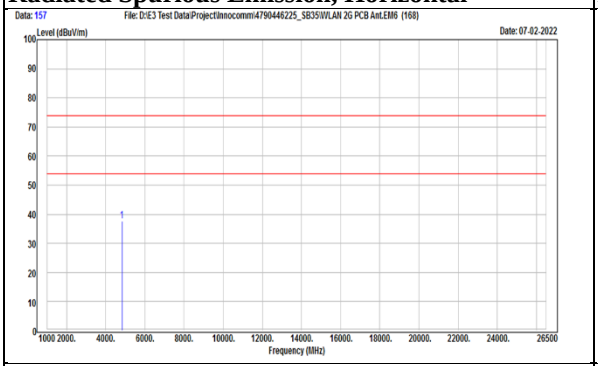

TX, 802.11n(HT40) (Ch 3)
Radiated Spurious Emission, Vertical

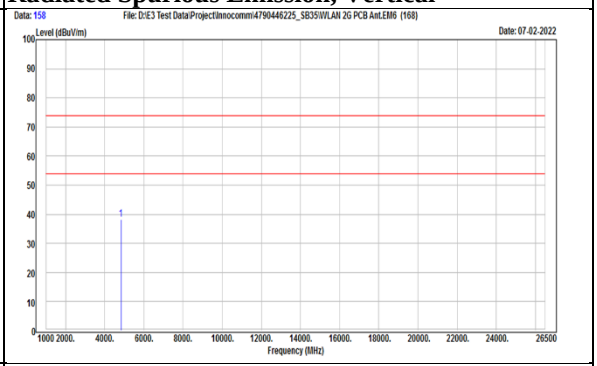

TX, 802.11n(HT40) (Ch 3)
Band Edge (Average), Horizontal

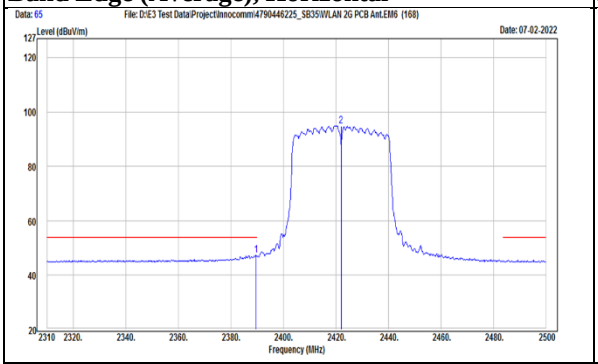

TX, 802.11n(HT40) (Ch 3)
Band Edge (Average), Vertical

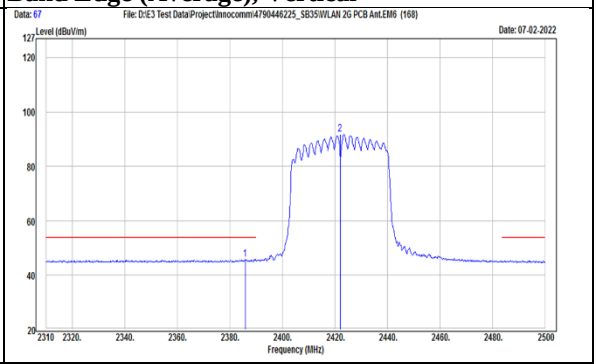

TX, 802.11n(HT40) (Ch 3)
Band Edge (Peak), Horizontal

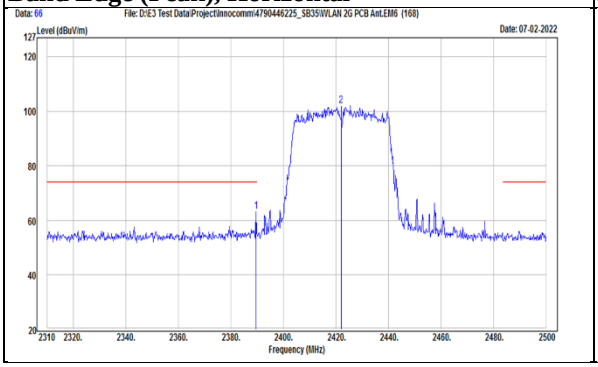

TX, 802.11n(HT40) (Ch 3)
Band Edge (Peak), Vertical

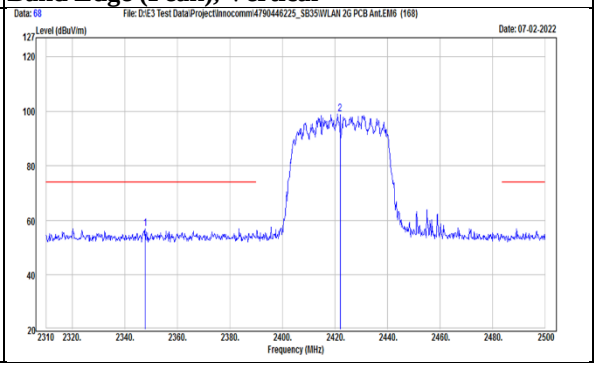

Mode	802.11n(HT40)	Channel	4

Polarization	Notation	Frequency (MHz)	Reading (dBuV)	Correct (dB/m)	Result (dBuV/m)	Limit (dBuV/m)	Margin (dB)	Remark
Horizontal		2389.23	42.99	15.82	58.81	74	-15.19	PK
		2389.23	32.19	15.82	48.01	54	-5.99	AVG
	@	2427	88.22	15.88	104.1	N/A	N/A	PK
	@	2427	81.89	15.88	97.77	N/A	N/A	AVG
	*	4854	34.95	2.38	37.33	74	-36.67	PK
Vertical		2343.06	41.23	15.9	57.13	74	-16.87	PK
		2381.25	29.79	15.83	45.62	54	-8.38	AVG
	@	2427	85.53	15.88	101.41	N/A	N/A	PK
	@	2427	78.61	15.88	94.49	N/A	N/A	AVG
	*	4854	35.79	2.38	38.17	74	-35.83	PK

TX, 802.11n(HT40) (Ch 4)
Radiated Spurious Emission, Horizontal

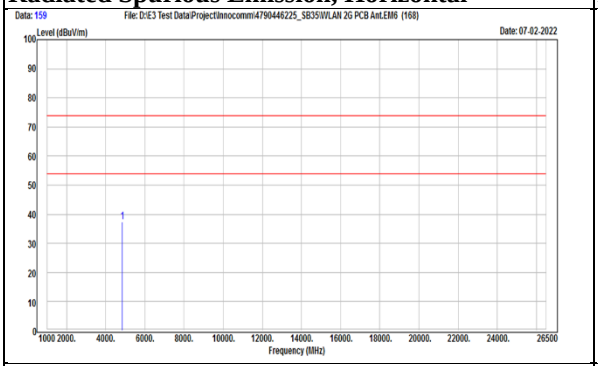

TX, 802.11n(HT40) (Ch 4)
Radiated Spurious Emission, Vertical

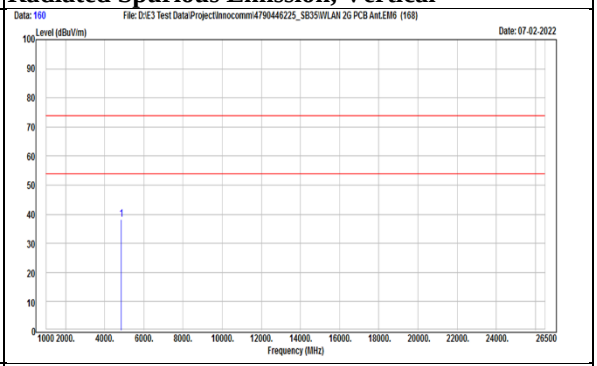

TX, 802.11n(HT40) (Ch 4)
Band Edge (Average), Horizontal

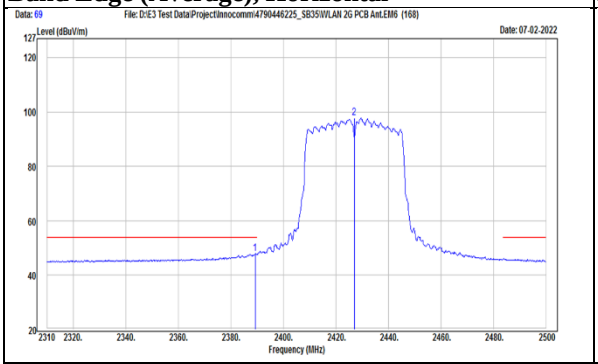

TX, 802.11n(HT40) (Ch 4)
Band Edge (Average), Vertical

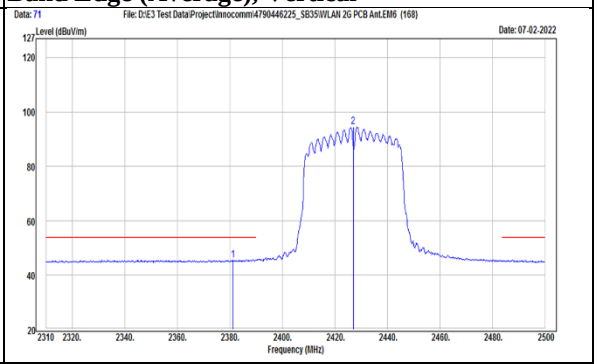

TX, 802.11n(HT40) (Ch 4)
Band Edge (Peak), Horizontal

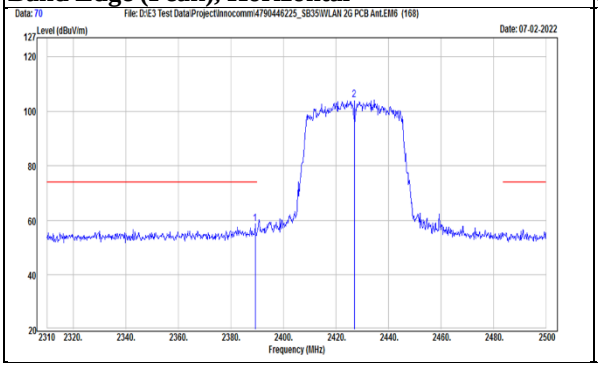

TX, 802.11n(HT40) (Ch 4)
Band Edge (Peak), Vertical

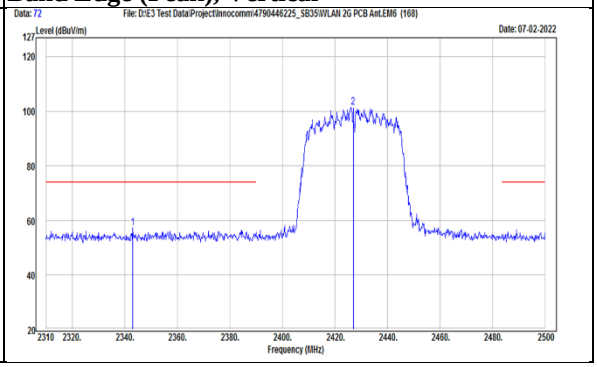

Mode	802.11n(HT40)	Channel	6

Polarization	Notation	Frequency (MHz)	Reading (dBuV)	Correct (dB/m)	Result (dBuV/m)	Limit (dBuV/m)	Margin (dB)	Remark
Horizontal		2388.85	33.38	15.81	49.19	54	-4.81	AVG
		2389.23	41.72	15.82	57.54	74	-16.46	PK
	@	2437	92.44	15.92	108.36	N/A	N/A	PK
	@	2437	85.16	15.92	101.08	N/A	N/A	AVG
		2483.85	33.36	15.68	49.04	54	-4.96	AVG
		2490.12	42.35	15.63	57.98	74	-16.02	PK
	*	4874	35.13	2.4	37.53	74	-36.47	PK
Vertical		2354.46	40.78	15.89	56.67	74	-17.33	PK
		2388.47	30.39	15.82	46.21	54	-7.79	AVG
	@	2437	88.69	15.92	104.61	N/A	N/A	PK
	@	2437	82.36	15.92	98.28	N/A	N/A	AVG
		2484.23	31.39	15.68	47.07	54	-6.93	AVG
		2485.56	41.81	15.67	57.48	74	-16.52	PK
	*	4874	35.2	2.4	37.6	74	-36.4	PK

TX, 802.11n(HT40) (Ch 6)
Radiated Spurious Emission, Horizontal

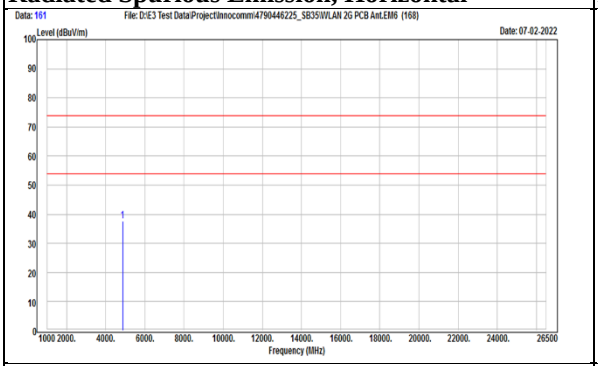

TX, 802.11n(HT40) (Ch 6)
Radiated Spurious Emission, Vertical

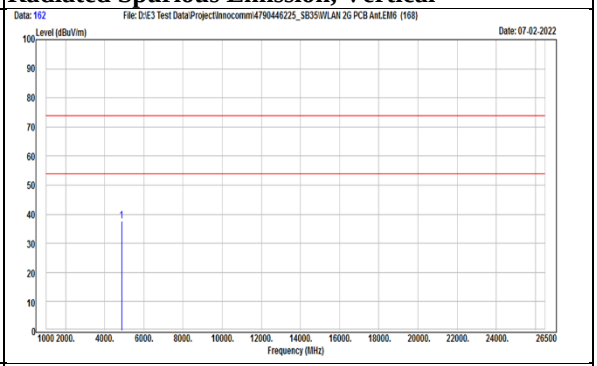

TX, 802.11n(HT40) (Ch 6)
Band Edge (Average), Horizontal

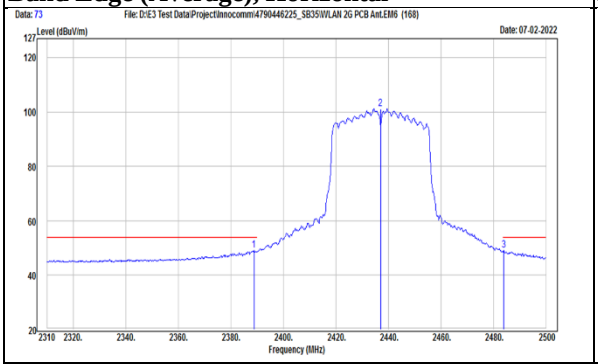

TX, 802.11n(HT40) (Ch 6)
Band Edge (Average), Vertical

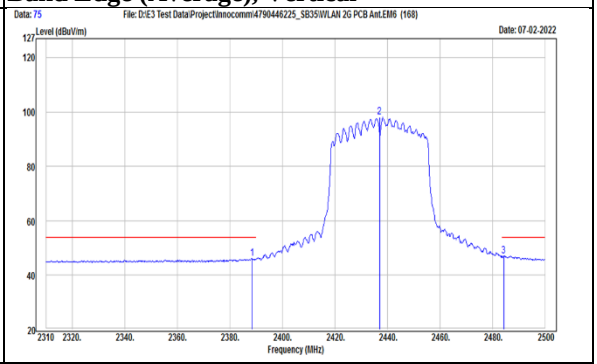

TX, 802.11n(HT40) (Ch 6)
Band Edge (Peak), Horizontal

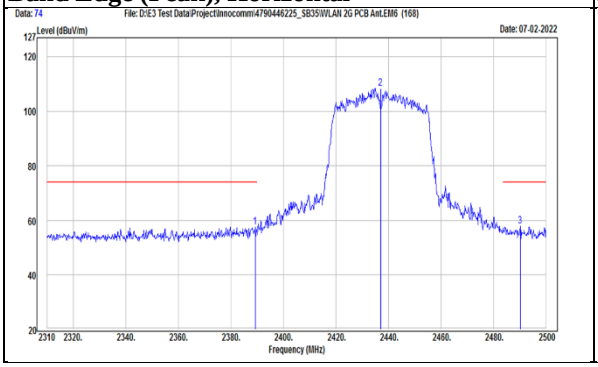

TX, 802.11n(HT40) (Ch 6)
Band Edge (Peak), Vertical

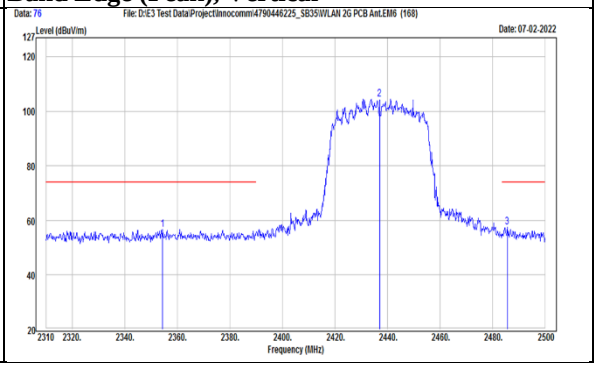

Mode	802.11n(HT40)	Channel	8

Polarization	Notation	Frequency (MHz)	Reading (dBuV)	Correct (dB/m)	Result (dBuV/m)	Limit (dBuV/m)	Margin (dB)	Remark
Horizontal	@	2447	87.39	15.96	103.35	N/A	N/A	PK
	@	2447	80.68	15.96	96.64	N/A	N/A	AVG
		2484.23	41.75	15.68	57.43	74	-16.57	PK
		2485.18	31.13	15.67	46.8	54	-7.2	AVG
	*	4894	35.93	2.42	38.35	74	-35.65	PK
Vertical	@	2447	84.93	15.96	100.89	N/A	N/A	PK
	@	2447	78.04	15.96	94	N/A	N/A	AVG
		2483.66	30.17	15.68	45.85	54	-8.15	AVG
		2496.01	40.95	15.58	56.53	74	-17.47	PK
	*	4894	34.73	2.42	37.15	74	-36.85	PK

TX, 802.11n(HT40) (Ch 8)
Radiated Spurious Emission, Horizontal

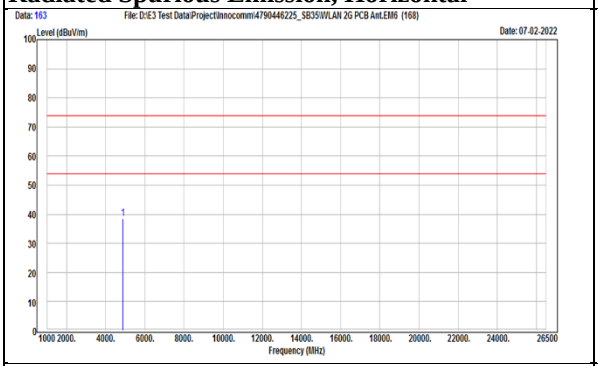

TX, 802.11n(HT40) (Ch 8)
Radiated Spurious Emission, Vertical

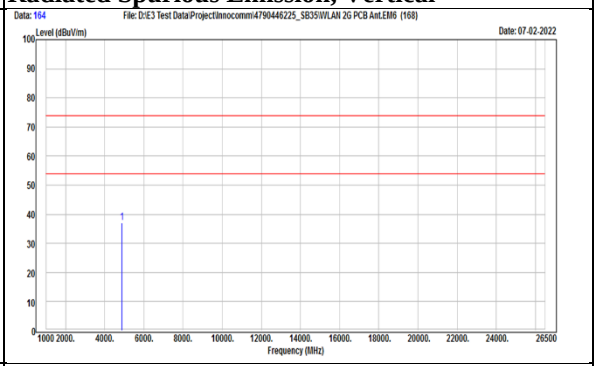

TX, 802.11n(HT40) (Ch 8)
Band Edge (Average), Horizontal

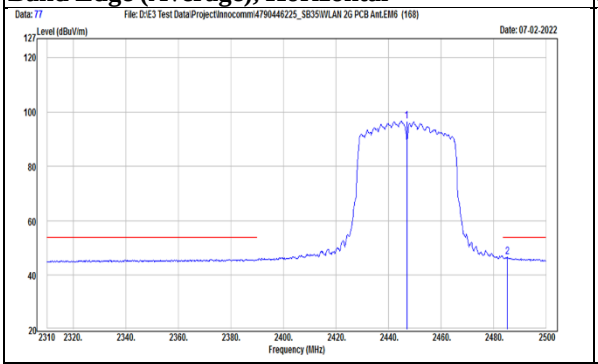

TX, 802.11n(HT40) (Ch 8)
Band Edge (Average), Vertical

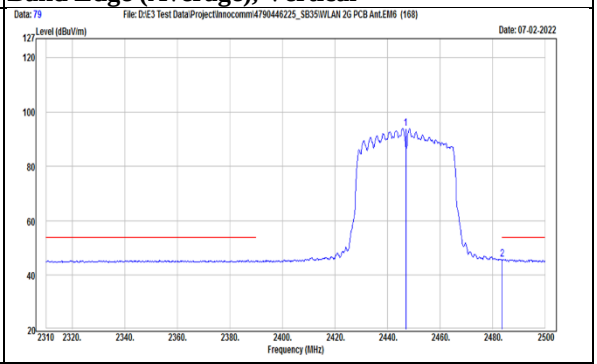

TX, 802.11n(HT40) (Ch 8)
Band Edge (Peak), Horizontal

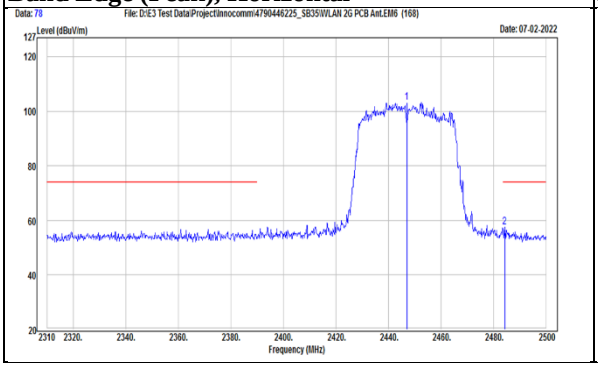

TX, 802.11n(HT40) (Ch 8)
Band Edge (Peak), Vertical

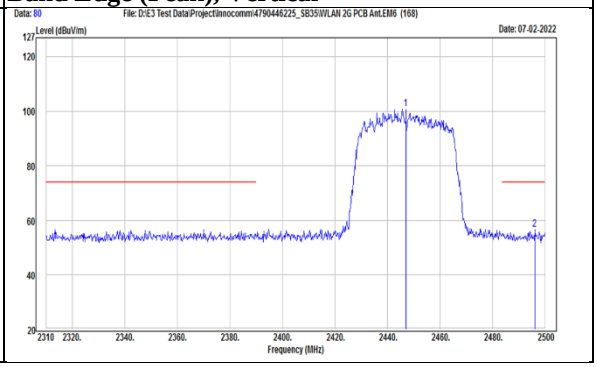

Mode	802.11n(HT40)	Channel	9

Polarization	Notation	Frequency (MHz)	Reading (dBuV)	Correct (dB/m)	Result (dBuV/m)	Limit (dBuV/m)	Margin (dB)	Remark
Horizontal	@	2452	86.49	15.96	102.45	N/A	N/A	PK
	@	2452	78.4	15.96	94.36	N/A	N/A	AVG
		2483.66	31.17	15.68	46.85	54	-7.15	AVG
		2487.08	40.89	15.66	56.55	74	-17.45	PK
	*	4904	35.27	2.42	37.69	74	-36.31	PK
Vertical	@	2452	82.92	15.96	98.88	N/A	N/A	PK
	@	2452	74.65	15.96	90.61	N/A	N/A	AVG
		2484.23	30.5	15.68	46.18	54	-7.82	AVG
		2487.65	44.21	15.65	59.86	74	-14.14	PK
	*	4904	35.39	2.42	37.81	74	-36.19	PK

TX, 802.11n(HT40) (Ch 9)
Radiated Spurious Emission, Horizontal

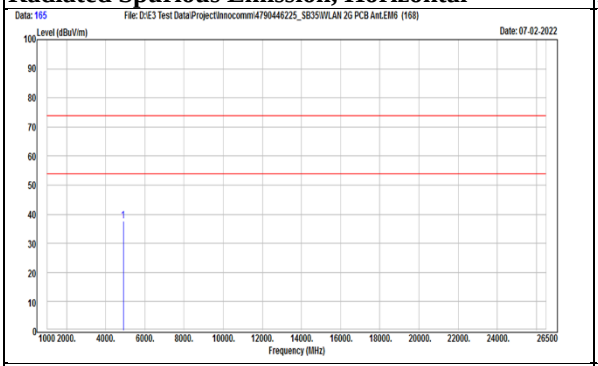

TX, 802.11n(HT40) (Ch 9)
Radiated Spurious Emission, Vertical

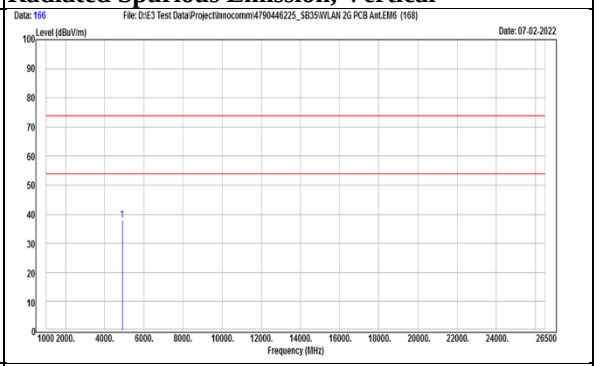

TX, 802.11n(HT40) (Ch 9)
Band Edge (Average), Horizontal

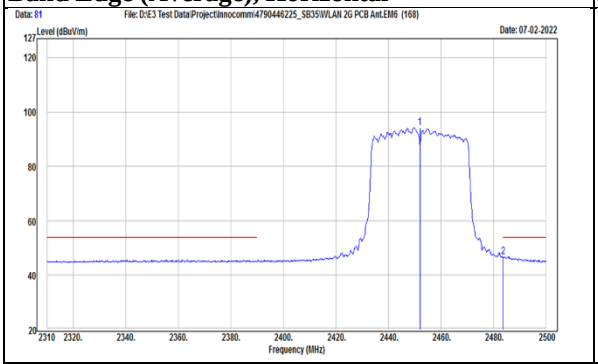

TX, 802.11n(HT40) (Ch 9)
Band Edge (Average), Vertical

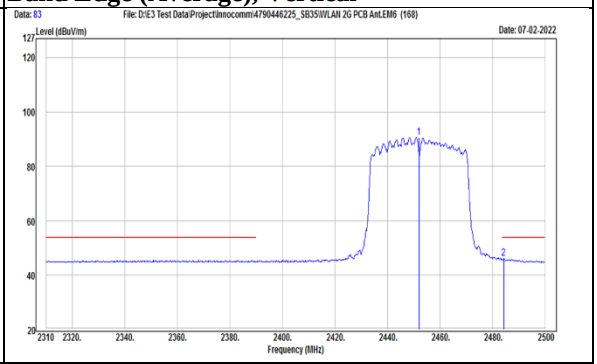

TX, 802.11n(HT40) (Ch 9)
Band Edge (Peak), Horizontal

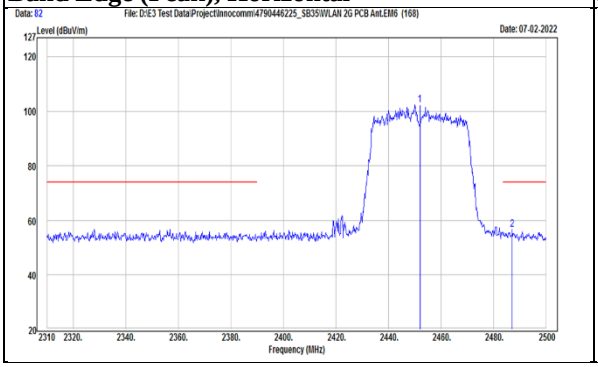

TX, 802.11n(HT40) (Ch 9)
Band Edge (Peak), Vertical

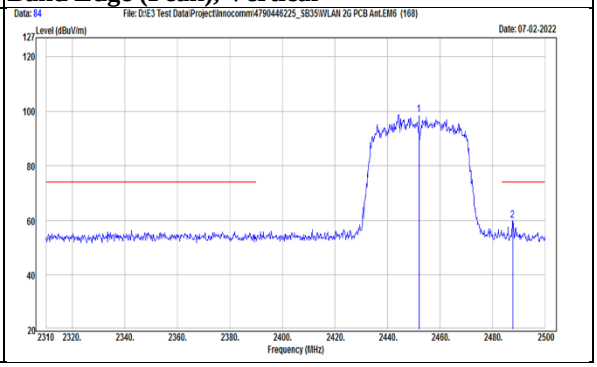

Below 1 GHz

Mode	802.11n(HT20)	Channel	6

Polarization	Notation	Frequency (MHz)	Reading (dBuV)	Correct (dB/m)	Result (dBuV/m)	Limit (dBuV/m)	Margin (dB)	Remark
Horizontal		159.98	38.86	-11.11	27.75	43.5	-15.75	PK
		267.65	39.84	-11.12	28.72	46	-17.28	PK
		310.33	44.44	-9.79	34.65	46	-11.35	PK
		350.1	43.09	-8.64	34.45	46	-11.55	PK
		397.63	38.42	-7.15	31.27	46	-14.73	PK
		424.79	37.38	-6.39	30.99	46	-15.01	PK
Vertical		72.68	41.01	-14.62	26.39	40	-13.61	PK
		83.35	45.01	-17.18	27.83	40	-12.17	PK
		159.98	37.77	-11.11	26.66	43.5	-16.84	PK
		215.27	38.94	-13.33	25.61	43.5	-17.89	PK
		318.09	36.81	-9.43	27.38	46	-18.62	PK
		359.8	36.96	-8.3	28.66	46	-17.34	PK

TX, 802.11n(HT20) (Ch 6)
Radiated Spurious Emission, Horizontal

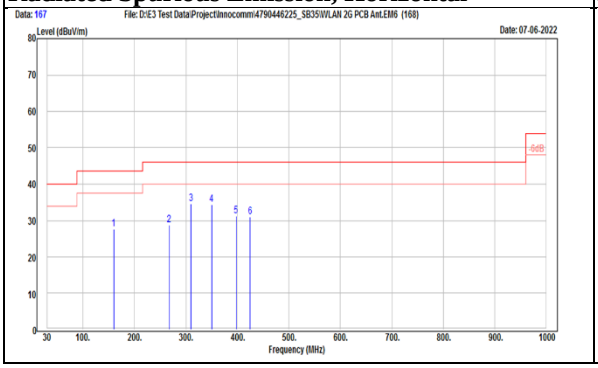

TX, 802.11n(HT20) (Ch 6)
Radiated Spurious Emission, Vertical

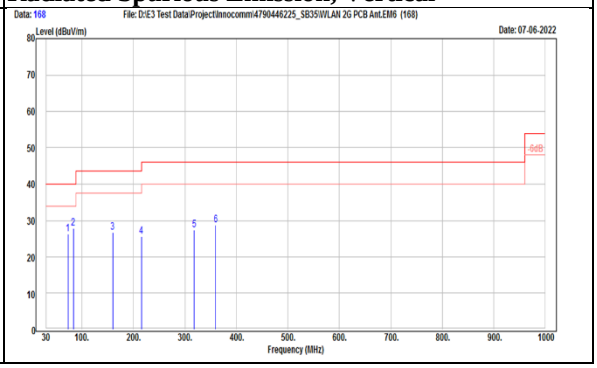

9 kHz ~ 30 MHz Data:

For 9 kHz to 30 MHz radiated emission have performed all modes of operation were investigated. The amplitude of spurious emissions attenuated more than 20 dB below the permissible value is not required to be report.

No non-compliance noted:

KDB 414788 D01 OATS and Chamber Correlation Justification

- Base on FCC 15.31 (f) (2): measurements may be performed at a distance closer than that specified in the regulations; however, an attempt should be made to avoid making measurements in the near field.

- OATs and chamber correlation testing had been performed and chamber measured test results is the worst case test result.

Although these tests were performed other than open area test site, adequate comparison measurements were confirmed against 30m open area test site. Therefore sufficient tests were made to demonstrate that the alternative site produces results that correlate with the ones of tests made in an open field based on KDB 414788.

9.6. AC Power Line Conducted Emission

Requirements

Frequency (MHz)	Conducted limit (dBμV)	
	Quasi-peak	Average
0.15 - 0.5	66 - 56	56 - 46
0.50 - 5.0	56	46
5.0 - 30	60	50

Note:
1. The lower limit shall apply at the transition frequencies.
2. The limit decreases in line with the logarithm of the frequency in the range of 0.15 to 0.50MHz.

Test Procedures

a. The EUT was placed 0.4 meters from the conducting wall of the shielded room with EUT being connected to the power mains through a line impedance stabilization network (LISN). Other support units were connected to the power mains through another LISN. The two LISNs provide 50 ohm/ 50uH of coupling impedance for the measuring instrument.
b. Both lines of the power mains connected to the EUT were checked for maximum conducted interference.
c. The frequency range from 150kHz to 30MHz was searched. Emission levels under (Limit - 20dB) was not recorded.

NOTE:
1. The resolution bandwidth and video bandwidth of test receiver is 9kHz for quasi-peak detection (QP) and average detection (AV) at frequency 0.15MHz-30MHz.
2. All modes of operation were investigated (includes all external accessories) and the worst-case emissions are reported, the other emission levels were low against the limit.
3. Test data of Result value (dBuV) = Reading value (dBuV) + Correction Factor (dB).
4. Test data of Margin(dB) = Result value (dBuV) - Limit value (dBuV).
5. Test data of Correction Factor (dB) = Insertion loss(dB) + Cable loss(dB).

Test Setup

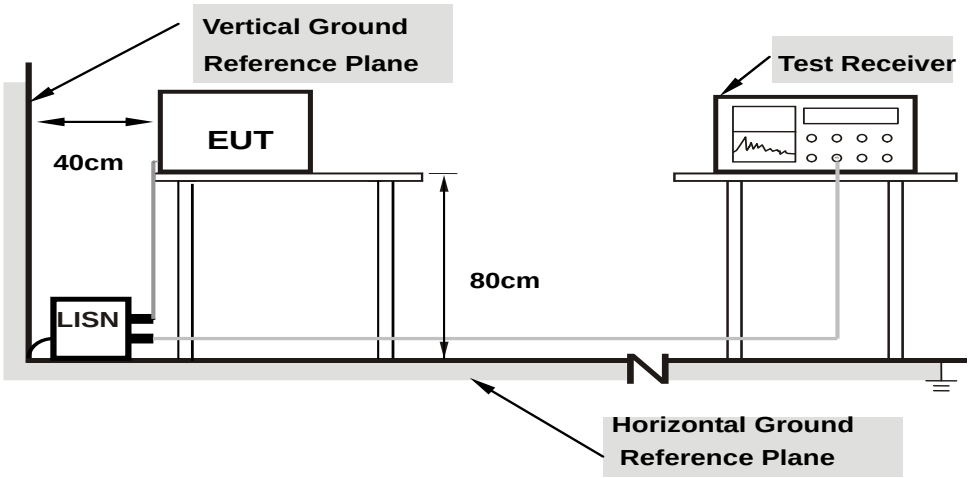

Note: 1.Support units were connected to second LISN.

For the actual test configuration, please refer to the Setup Configurations.

Test Data

Mode	n20_TX2437	Channel	6

Phase: Line

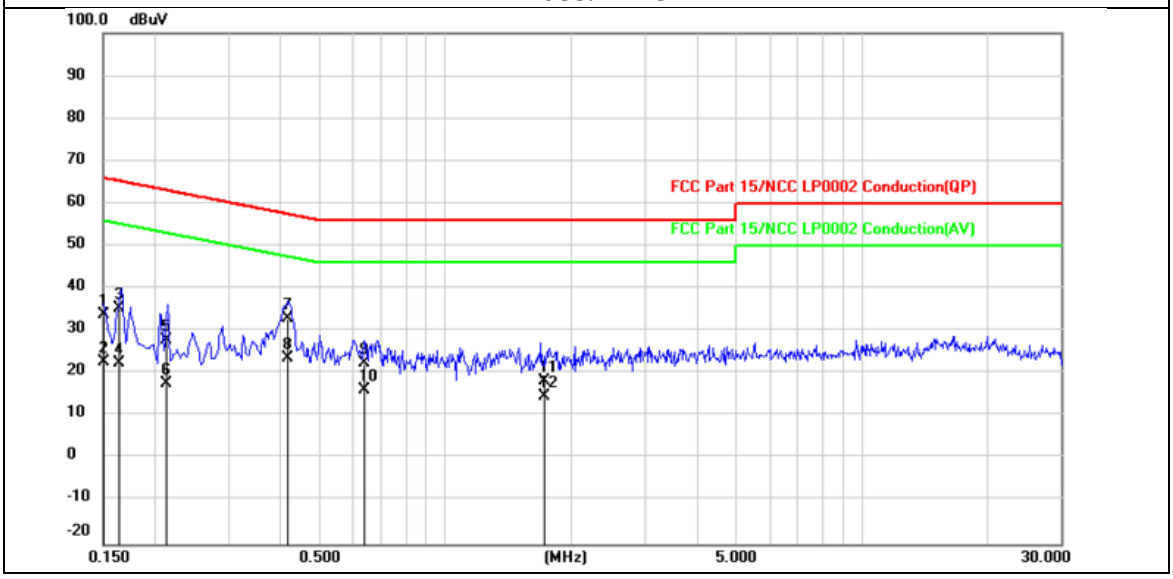

No.	Frequency (MHz)	Reading (dBuV)	Correct (dB)	Result (dBuV)	Limit (dBuV)	Margin (dB)	Remark
1	0.1511	14.47	19.53	34.00	65.94	-31.94	QP
2	0.1511	3.12	19.53	22.65	55.94	-33.29	AVG
3	0.1638	15.70	19.53	35.23	65.27	-30.04	QP
4	0.1638	2.82	19.53	22.35	55.27	-32.92	AVG
5	0.2122	8.18	19.53	27.71	63.12	-35.41	QP
6	0.2122	-1.94	19.53	17.59	53.12	-35.53	AVG
7	0.4147	13.30	19.53	32.83	57.55	-24.72	QP
8	0.4147	4.04	19.53	23.57	47.55	-23.98	AVG
9	0.6320	2.96	19.54	22.50	56.00	-33.50	QP
10	0.6320	-3.32	19.54	16.22	46.00	-29.78	AVG
11	1.7390	-1.21	19.57	18.36	56.00	-37.64	QP
12	1.7390	-5.04	19.57	14.53	46.00	-31.47	AVG

Mode	n20_TX2437	Channel	6

Phase: Neutral

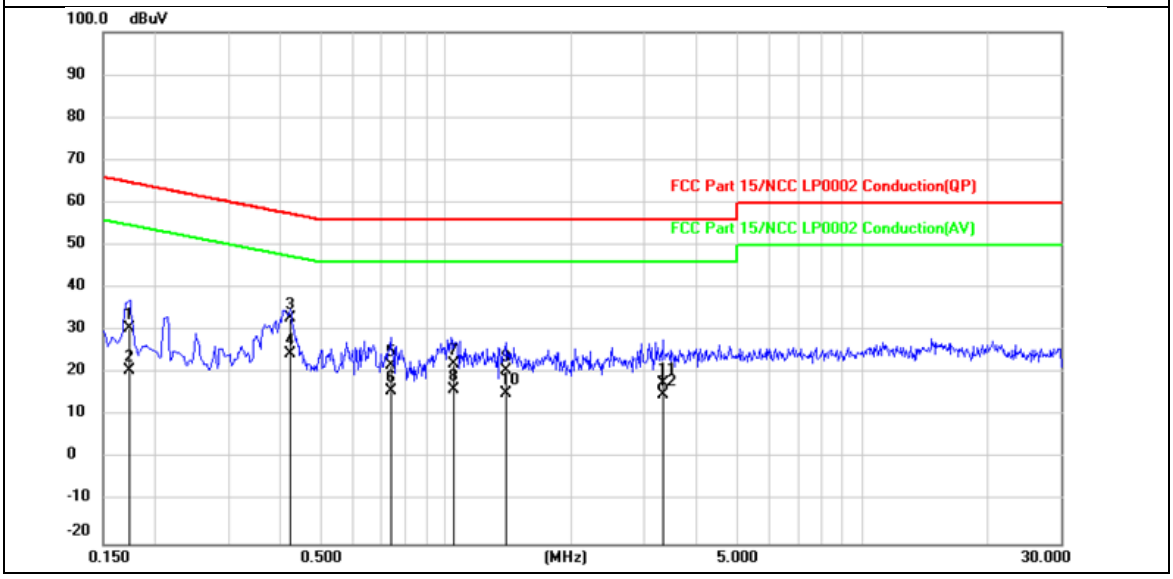

No.	Frequency (MHz)	Reading (dBuV)	Correct (dB)	Result (dBuV)	Limit (dBuV)	Margin (dB)	Remark
1	0.1729	11.16	19.53	30.69	64.82	-34.13	QP
2	0.1729	1.04	19.53	20.57	54.82	-34.25	AVG
3	0.4221	13.55	19.53	33.08	57.41	-24.33	QP
4	0.4221	4.98	19.53	24.51	47.41	-22.90	AVG
5	0.7393	2.33	19.54	21.87	56.00	-34.13	QP
6	0.7393	-3.58	19.54	15.96	46.00	-30.04	AVG
7	1.0447	2.72	19.54	22.26	56.00	-33.74	QP
8	1.0447	-3.44	19.54	16.10	46.00	-29.90	AVG
9	1.3965	1.03	19.54	20.57	56.00	-35.43	QP
10	1.3965	-4.21	19.54	15.33	46.00	-30.67	AVG
11	3.3388	-2.01	19.59	17.58	56.00	-38.42	QP
12	3.3388	-4.76	19.59	14.83	46.00	-31.17	AVG

END OF REPORT