Appendix G

Detailed Test Results

1. GSM
GSM850 for Head & Body
GSM1900 for Head & Body
2. CDMA
CDMA BC0 for Head & Body
3. LTE
LTE Band 2 for Head & Body
LTE Band 4 for Head & Body
LTE Band 5 for Head & Body
LTE Band 7 for Head & Body
LTE Band 26 for Head & Body
LTE Band 38 for Head & Body
LTE Band 40 for Head & Body
LTE Band 41 for Head & Body
4. WIFI
WIFI 2.4G for Head & Body

Date: 2019-01-25

Test Laboratory: SGS-SAR Lab

Hytera PDC680 UxB1 GSM850 GSM 190CH Right cheek

DUT: PDC680 UxB1; Type: Multi-mode Advanced Radio; Serial: 0607RD1007

Communication System: UID 0, GSM Only Communication System (0); Frequency: 836.6 MHz;Duty Cycle: 1:8.30042

Medium: HSL835;Medium parameters used: f = 837 MHz; σ = 0.886 S/m; ε_r = 43.049; ρ = 1000 kg/m^3
Phantom section: Right Section

DASY 5 Configuration:

- Probe: EX3DV4 - SN3789; ConvF(8.66, 8.66, 8.66); Calibrated: 2018-02-08;
- Sensor-Surface: 1.4mm (Mechanical Surface Detection), z = -2.0, 31.0
- Electronics: DAE4 Sn896; Calibrated: 2018-11-08
- Phantom: SAM 1; Type: SAM; Serial: 1283
- DASY52 52.8.8(1222); SEMCAD X 14.6.10(7331)

Configuration/Head/Area Scan (8x13x1): Measurement grid: dx=15mm, dy=15mm
Maximum value of SAR (measured) = 0.114 W/kg

Configuration/Head/Zoom Scan (5x5x7)/Cube 0: Measurement grid: dx=8mm, dy=8mm, dz=5mm
Reference Value = 8.042 V/m; Power Drift = 0.09 dB
Peak SAR (extrapolated) = 0.136 W/kg
SAR(1 g) = 0.098 W/kg; SAR(10 g) = 0.073 W/kg
Maximum value of SAR (measured) = 0.119 W/kg

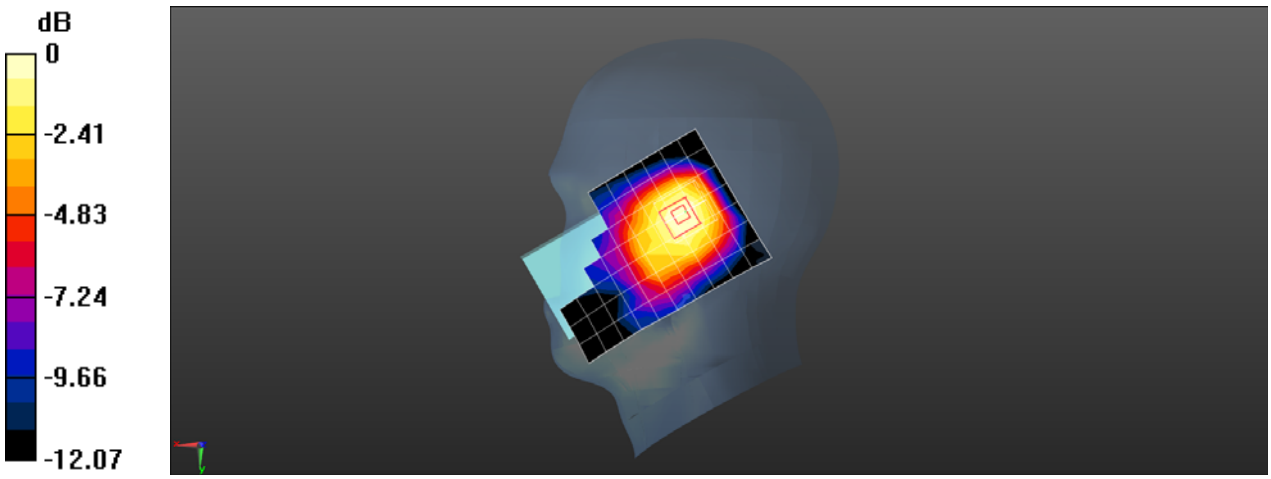

0 dB = 0.119 W/kg = -9.24 dBW/kg

Date: 2019-01-21

Test Laboratory: SGS-SAR Lab

Hytera PDC680 UxB1 GSM850 GSM 190CH Back side 15mm

DUT: PDC680 UxB1; Type: Multi-mode Advanced Radio; Serial: 0607RD1007

Communication System: UID 0, GSM Only Communication System (0); Frequency: 836.6 MHz;Duty Cycle: 1:8.30042

Medium: MSL835;Medium parameters used: f = 837 MHz; σ = 0.982 S/m; ε_r = 56.993; ρ = 1000 kg/m^3
Phantom section: Flat Section

DASY 5 Configuration:

- Probe: EX3DV4 - SN3789; ConvF(8.84, 8.84, 8.84); Calibrated: 2018-02-08;
- Sensor-Surface: 1.4mm (Mechanical Surface Detection), z = -2.0, 31.0
- Electronics: DAE4 Sn896; Calibrated: 2018-11-08
- Phantom: SAM 2; Type: SAM; Serial: 1913
- DASY52 52.8.8(1222); SEMCAD X 14.6.10(7331)

Configuration/Body/Area Scan (8x13x1): Measurement grid: dx=15mm, dy=15mm
Maximum value of SAR (measured) = 0.118 W/kg

Configuration/Body/Zoom Scan (5x5x7)/Cube 0: Measurement grid: dx=8mm, dy=8mm, dz=5mm
Reference Value = 8.269 V/m; Power Drift = -0.05 dB
Peak SAR (extrapolated) = 0.140 W/kg
SAR(1 g) = 0.096 W/kg; SAR(10 g) = 0.069 W/kg
Maximum value of SAR (measured) = 0.124 W/kg

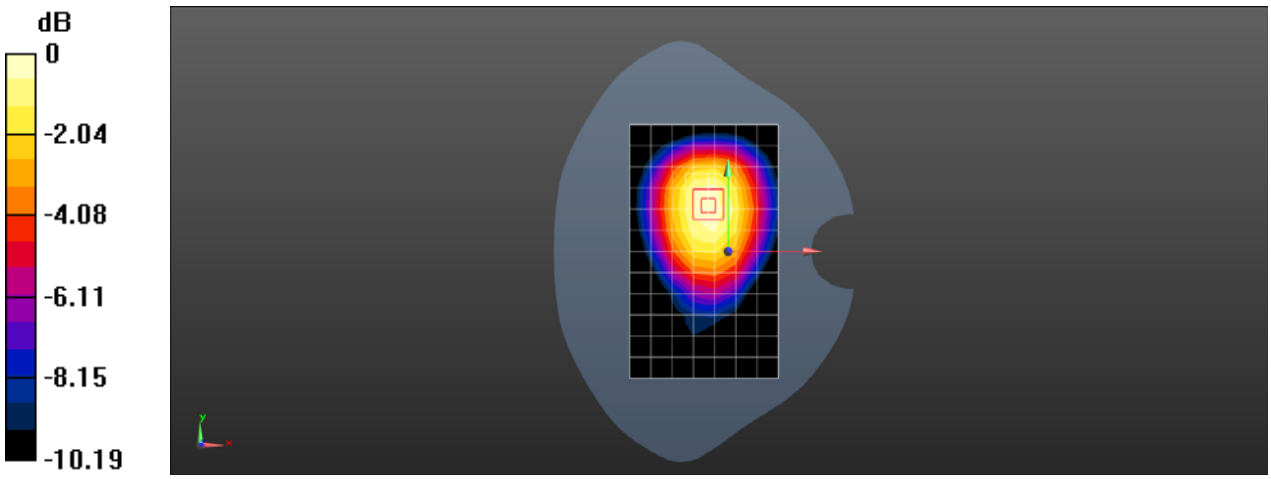

0 dB = 0.124 W/kg = -9.07 dBW/kg

Date: 2019-01-21

Test Laboratory: SGS-SAR Lab

Hytera PDC680 UxB1 GSM850 GPRS 2TS 190CH Back side 10mm

DUT: PDC680 UxB1; Type: Multi-mode Advanced Radio; Serial: 0607RD1007

Communication System: UID 0, GPRS/EGPRS Mode(2up) Communication System (0); Frequency: 836.6 MHz;Duty Cycle: 1:4.14954

Medium: MSL835;Medium parameters used: f = 837 MHz; σ = 0.982 S/m; ε_r = 56.993; ρ = 1000 kg/m^3
Phantom section: Flat Section

DASY 5 Configuration:

- Probe: EX3DV4 - SN3789; ConvF(8.84, 8.84, 8.84); Calibrated: 2018-02-08;
- Sensor-Surface: 1.4mm (Mechanical Surface Detection), z = -2.0, 31.0
- Electronics: DAE4 Sn896; Calibrated: 2018-11-08
- Phantom: SAM 2; Type: SAM; Serial: 1913
- DASY52 52.8.8(1222); SEMCAD X 14.6.10(7331)

Configuration/Body/Area Scan (8x13x1): Measurement grid: dx=15mm, dy=15mm
Maximum value of SAR (measured) = 0.172 W/kg

Configuration/Body/Zoom Scan (5x5x7)/Cube 0: Measurement grid: dx=8mm, dy=8mm, dz=5mm
Reference Value = 9.382 V/m; Power Drift = 0.09 dB
Peak SAR (extrapolated) = 0.203 W/kg
SAR(1 g) = 0.143 W/kg; SAR(10 g) = 0.102 W/kg
Maximum value of SAR (measured) = 0.181 W/kg

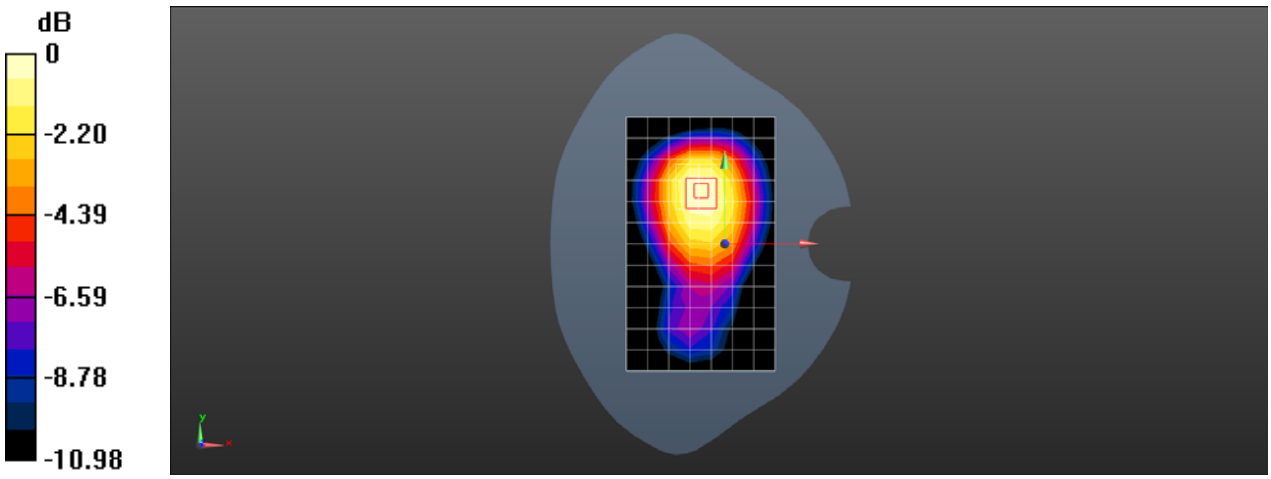

0 dB = 0.181 W/kg = -7.42 dBW/kg

Date: 2019-01-27

Test Laboratory: SGS-SAR Lab

Hytera PDC680 UxB1 GSM1900 661CH Right cheek

DUT: PDC680 UxB1; Type: Multi-mode Advanced Radio; Serial: 0607RD1007

Communication System: UID 0, GSM Only Communication System (0); Frequency: 1880 MHz;Duty Cycle: 1:8.30042

Medium: HSL1900;Medium parameters used: f = 1880 MHz; σ = 1.367 S/m; ε_r = 38.922; ρ = 1000 kg/m^3
Phantom section: Right Section

DASY 5 Configuration:

- Probe: EX3DV4 - SN3923; ConvF(8.51, 8.51, 8.51); Calibrated: 2018-09-30;
- Sensor-Surface: 1.4mm (Mechanical Surface Detection), z = -2.0, 31.0
- Electronics: DAE4 Sn896; Calibrated: 2018-11-08
- Phantom: SAM 2; Type: SAM; Serial: 1913
- DASY52 52.8.8(1222); SEMCAD X 14.6.10(7331)

Configuration/Head/Area Scan (8x13x1): Measurement grid: dx=15mm, dy=15mm
Maximum value of SAR (measured) = 0.208 W/kg

Configuration/Head/Zoom Scan (5x5x7)/Cube 0: Measurement grid: dx=8mm, dy=8mm, dz=5mm
Reference Value = 5.189 V/m; Power Drift = 0.02 dB
Peak SAR (extrapolated) = 0.238 W/kg
SAR(1 g) = 0.159 W/kg; SAR(10 g) = 0.102 W/kg
Maximum value of SAR (measured) = 0.209 W/kg

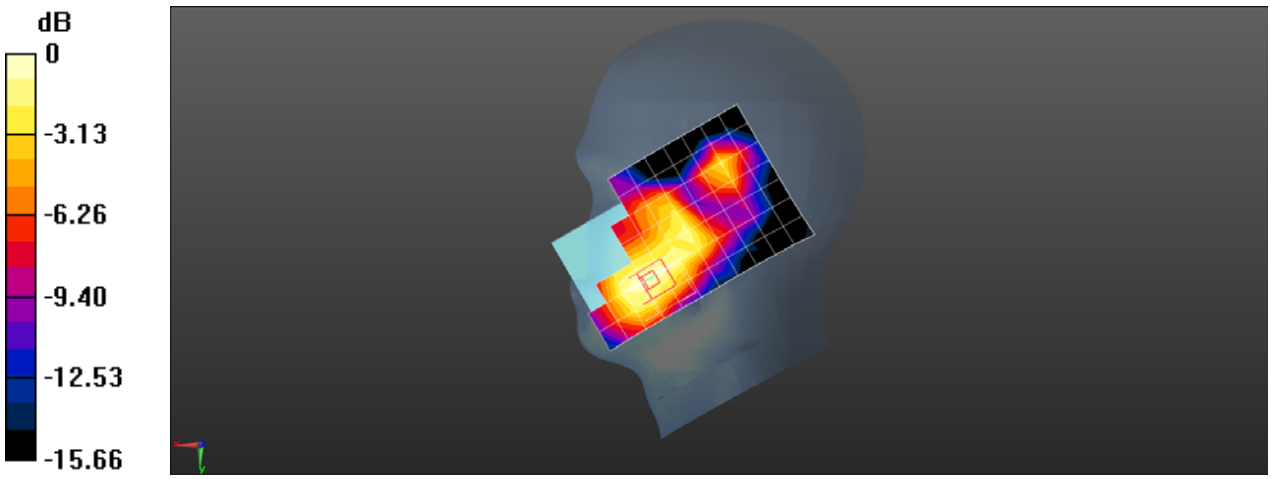

0 dB = 0.209 W/kg = -6.80 dBW/kg

Date: 2019-03-17

Test Laboratory: SGS-SAR Lab

Hytera PDC680 UxB1 GSM1900 GSM 661CH Front side 15mm

DUT: PDC680 UxB1; Type: Multi-mode Advanced Radio; Serial: 0607RD1007

Communication System: UID 0, GSM Only Communication System (0); Frequency: 1880 MHz;Duty Cycle: 1:8.30042

Medium: MSL1900;Medium parameters used: f = 1880 MHz; σ = 1.502 S/m; ε_r = 53.457; ρ = 1000 kg/m^3
Phantom section: Flat Section

DASY 5 Configuration:

- Probe: EX3DV4 - SN3962; ConvF(8.02, 8.02, 8.02); Calibrated: 2019-02-25;
- Sensor-Surface: 1.4mm (Mechanical Surface Detection), z = -2.0, 31.0
- Electronics: DAE4 Sn896; Calibrated: 2018-11-08
- Phantom: SAM 2; Type: SAM; Serial: 1913
- DASY52 52.8.8(1222); SEMCAD X 14.6.10(7331)

Configuration/Body/Area Scan (8x13x1): Measurement grid: dx=15mm, dy=15mm
Maximum value of SAR (measured) = 0.184 W/kg

Configuration/Body/Zoom Scan (5x5x7)/Cube 0: Measurement grid: dx=8mm, dy=8mm, dz=5mm
Reference Value = 5.976 V/m; Power Drift = -0.08 dB
Peak SAR (extrapolated) = 0.212 W/kg
SAR(1 g) = 0.139 W/kg; SAR(10 g) = 0.089 W/kg
Maximum value of SAR (measured) = 0.186 W/kg

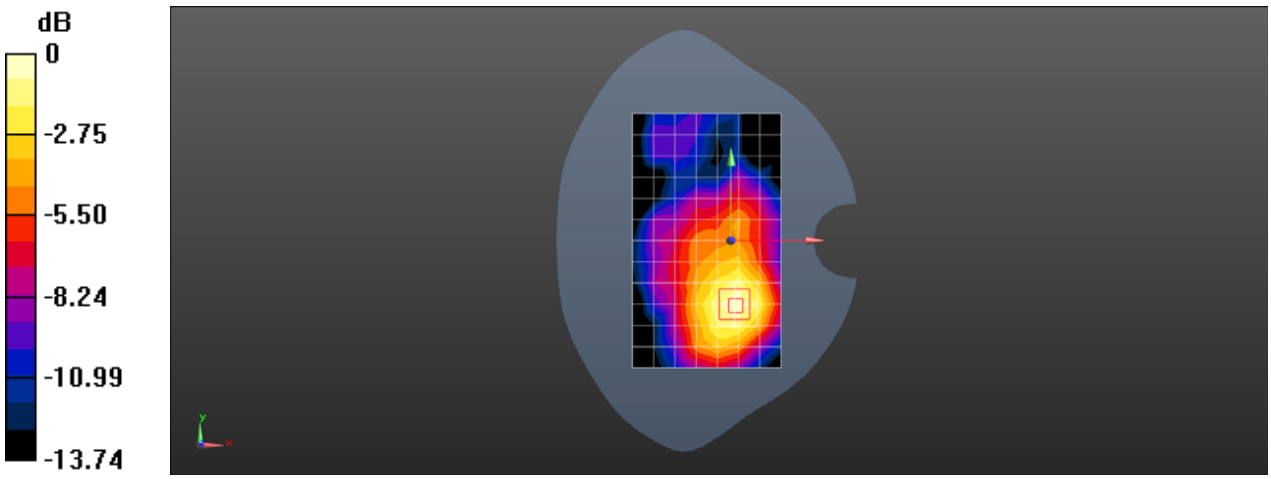

0 dB = 0.186 W/kg = -7.30 dBW/kg

Date: 2019-03-17

Test Laboratory: SGS-SAR Lab

Hytera PDC680 UxB1 GSM1900 GPRS 2TS 661CH Front side 10mm

DUT: PDC680 UxB1; Type: Multi-mode Advanced Radio; Serial: 0607RD1007

Communication System: UID 0, GPRS/EGPRS Mode(2up) Communication System (0); Frequency: 1880 MHz;Duty Cycle: 1:4.14954

Medium: MSL1900;Medium parameters used: f = 1880 MHz; σ = 1.502 S/m; ε_r = 53.457; ρ = 1000 kg/m^3
Phantom section: Flat Section

DASY 5 Configuration:

- Probe: EX3DV4 - SN3962; ConvF(8.02, 8.02, 8.02); Calibrated: 2019-02-25;
- Sensor-Surface: 1.4mm (Mechanical Surface Detection), z = -2.0, 31.0
- Electronics: DAE4 Sn896; Calibrated: 2018-11-08
- Phantom: SAM 2; Type: SAM; Serial: 1913
- DASY52 52.8.8(1222); SEMCAD X 14.6.10(7331)

Configuration/Body/Area Scan (8x13x1): Measurement grid: dx=15mm, dy=15mm
Maximum value of SAR (measured) = 0.543 W/kg

Configuration/Body/Zoom Scan (5x5x7)/Cube 0: Measurement grid: dx=8mm, dy=8mm, dz=5mm
Reference Value = 8.593 V/m; Power Drift = -0.05 dB
Peak SAR (extrapolated) = 0.771 W/kg
SAR(1 g) = 0.494 W/kg; SAR(10 g) = 0.304 W/kg
Maximum value of SAR (measured) = 0.681 W/kg

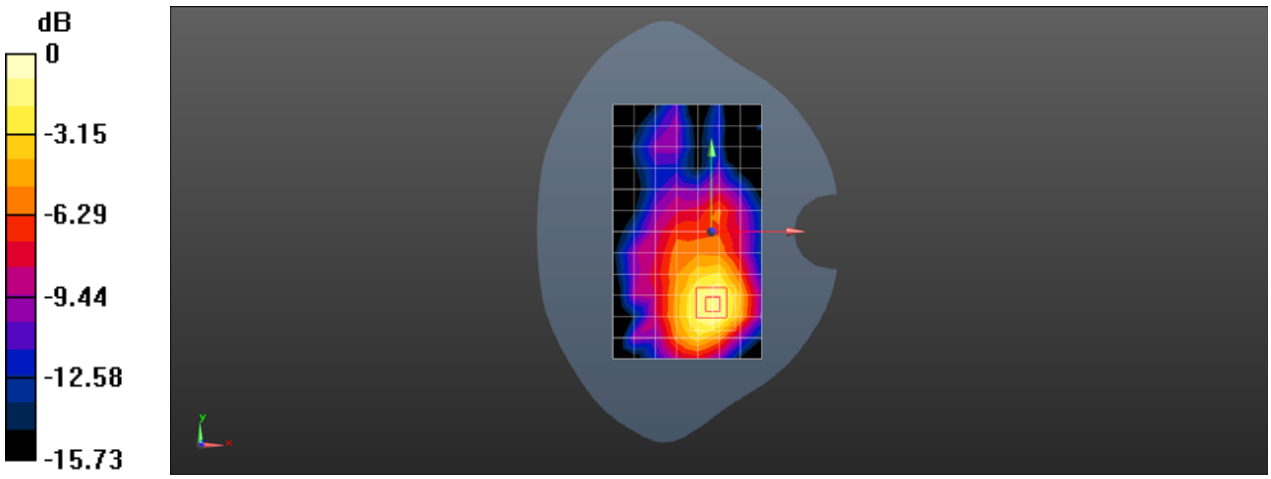

0 dB = 0.681 W/kg = -1.67 dBW/kg

Date: 2019-01-25

Test Laboratory: SGS-SAR Lab

Hytera PDC680 UxB1 CDMA BC0 1xRTT RC3 SO55 384CH Left cheek

DUT: PDC680 UxB1; Type: Multi-mode Advanced Radio; Serial: 0607RD1007

Communication System: UID 0, CDMA (0); Frequency: 836.52 MHz;Duty Cycle: 1:1

Medium: HSL835;Medium parameters used: f = 837 MHz; σ = 0.886 S/m; ε_r = 43.049; ρ = 1000 kg/m^3
Phantom section: Left Section

DASY 5 Configuration:

- Probe: EX3DV4 - SN3789; ConvF(8.66, 8.66, 8.66); Calibrated: 2018-02-08;
- Sensor-Surface: 1.4mm (Mechanical Surface Detection), z = -2.0, 31.0
- Electronics: DAE4 Sn896; Calibrated: 2018-11-08
- Phantom: SAM 1; Type: SAM; Serial: 1283
- DASY52 52.8.8(1222); SEMCAD X 14.6.10(7331)

Configuration/Head/Area Scan (8x13x1): Measurement grid: dx=15mm, dy=15mm
Maximum value of SAR (measured) = 0.151 W/kg

Configuration/Head/Zoom Scan (5x5x7)/Cube 0: Measurement grid: dx=8mm, dy=8mm, dz=5mm
Reference Value = 10.98 V/m; Power Drift = -0.16 dB
Peak SAR (extrapolated) = 0.176 W/kg
SAR(1 g) = 0.126 W/kg; SAR(10 g) = 0.086 W/kg
Maximum value of SAR (measured) = 0.159 W/kg

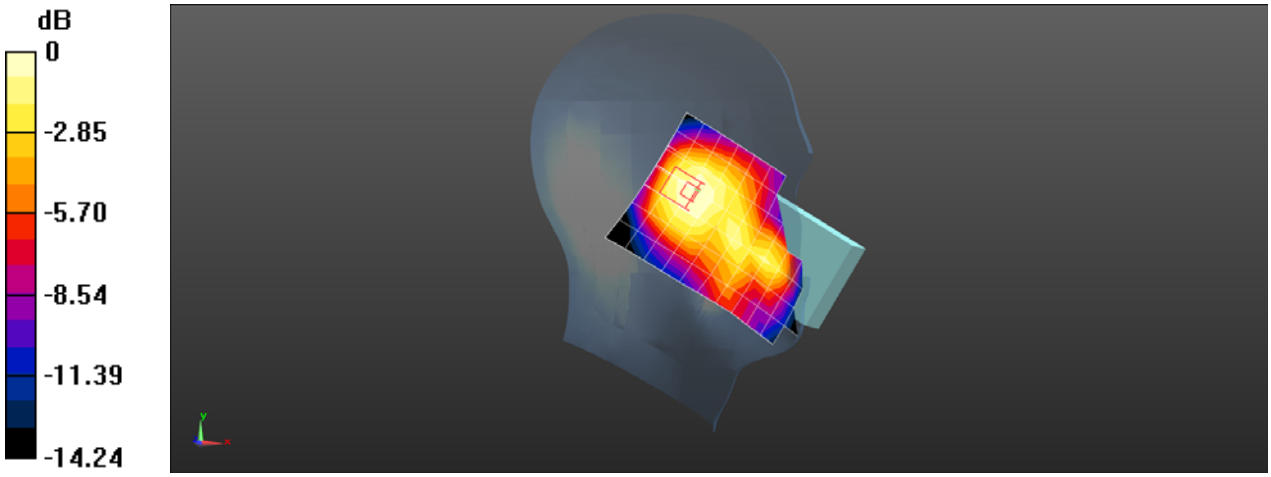

0 dB = 0.159 W/kg = -7.99 dBW/kg

Date: 2019-01-21

Test Laboratory: SGS-SAR Lab

Hytera PDC680 UxB1 CDMA BC0 1xRTT RC3 SO32 384CH Back side 15mm

DUT: PDC680 UxB1; Type: Multi-mode Advanced Radio; Serial: 0607RD1007

Communication System: UID 0, CDMA (0); Frequency: 836.52 MHz;Duty Cycle: 1:1

Medium: MSL835;Medium parameters used: f = 837 MHz; σ = 0.982 S/m; ε_r = 56.993; ρ = 1000 kg/m^3
Phantom section: Flat Section

DASY 5 Configuration:

- Probe: EX3DV4 - SN3789; ConvF(8.84, 8.84, 8.84); Calibrated: 2018-02-08;
- Sensor-Surface: 1.4mm (Mechanical Surface Detection), z = -2.0, 31.0
- Electronics: DAE4 Sn896; Calibrated: 2018-11-08
- Phantom: SAM 2; Type: SAM; Serial: 1913
- DASY52 52.8.8(1222); SEMCAD X 14.6.10(7331)

Configuration/Body/Area Scan (8x13x1): Measurement grid: dx=15mm, dy=15mm
Maximum value of SAR (measured) = 0.208 W/kg

Configuration/Body/Zoom Scan (5x5x7)/Cube 0: Measurement grid: dx=8mm, dy=8mm, dz=5mm
Reference Value = 11.23 V/m; Power Drift = 0.04 dB
Peak SAR (extrapolated) = 0.247 W/kg
SAR(1 g) = 0.173 W/kg; SAR(10 g) = 0.125 W/kg
Maximum value of SAR (measured) = 0.218 W/kg

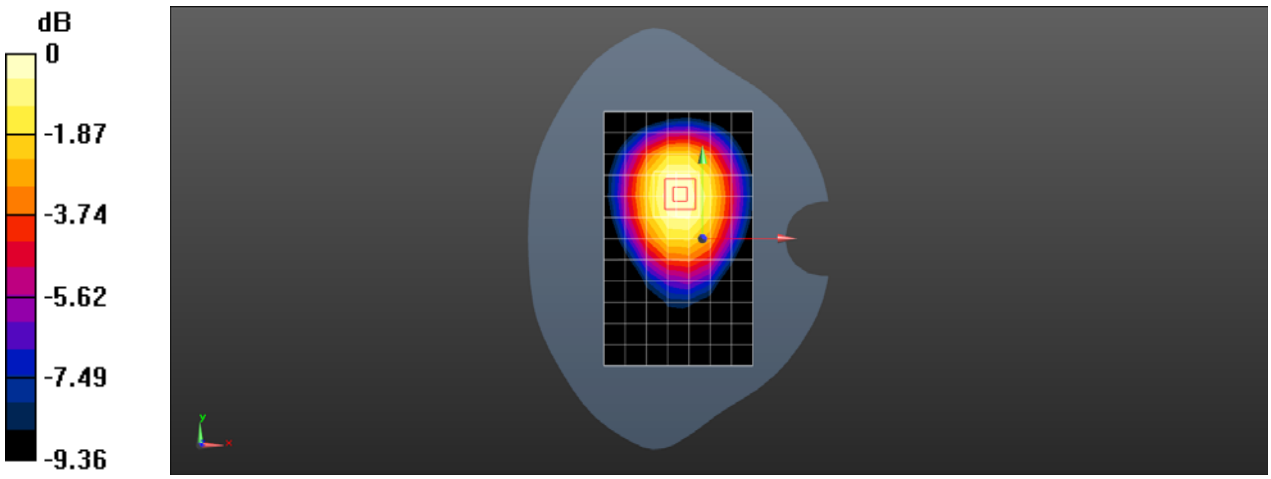

0 dB = 0.218 W/kg = -6.62 dBW/kg

Date: 2019-01-21

Test Laboratory: SGS-SAR Lab

Hytera PDC680 UxB1 CDMA BC0 1xRTT RC3 SO32 384CH Back side 10mm

DUT: PDC680 UxB1; Type: Multi-mode Advanced Radio; Serial: 0607RD1007

Communication System: UID 0, CDMA (0); Frequency: 836.52 MHz;Duty Cycle: 1:1

Medium: MSL835;Medium parameters used: f = 837 MHz; σ = 0.982 S/m; ε_r = 56.993; ρ = 1000 kg/m^3
Phantom section: Flat Section

DASY 5 Configuration:

- Probe: EX3DV4 - SN3789; ConvF(8.84, 8.84, 8.84); Calibrated: 2018-02-08;
- Sensor-Surface: 1.4mm (Mechanical Surface Detection), z = -2.0, 31.0
- Electronics: DAE4 Sn896; Calibrated: 2018-11-08
- Phantom: SAM 2; Type: SAM; Serial: 1913
- DASY52 52.8.8(1222); SEMCAD X 14.6.10(7331)

Configuration/Body/Area Scan (8x13x1): Measurement grid: dx=15mm, dy=15mm
Maximum value of SAR (measured) = 0.236 W/kg

Configuration/Body/Zoom Scan (5x5x7)/Cube 0: Measurement grid: dx=8mm, dy=8mm, dz=5mm
Reference Value = 11.37 V/m; Power Drift = 0.06 dB
Peak SAR (extrapolated) = 0.283 W/kg
SAR(1 g) = 0.197 W/kg; SAR(10 g) = 0.142 W/kg
Maximum value of SAR (measured) = 0.252 W/kg

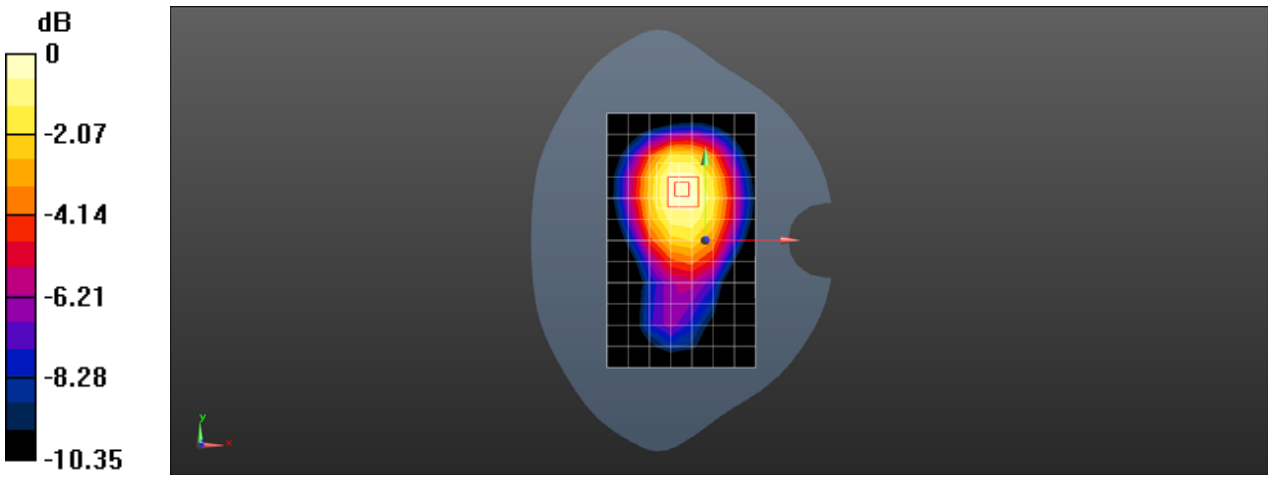

0 dB = 0.252 W/kg = -5.99 dBW/kg

Date: 2019-01-27

Test Laboratory: SGS-SAR Lab

Hytera PDC680 UxB1 LTE Band 2 20M QPSK 1RB50 18900CH Right cheek

DUT: PDC680 UxB1; Type: Multi-mode Advanced Radio; Serial: 0607RD1007

Communication System: UID 0, LTE-FDD BW 20MHz (0); Frequency: 1880 MHz;Duty Cycle: 1:1

Medium: HSL1900;Medium parameters used: f = 1880 MHz; σ = 1.367 S/m; ε_r = 38.922; ρ = 1000 kg/m^3
Phantom section: Right Section

DASY 5 Configuration:

- Probe: EX3DV4 - SN3923; ConvF(8.51, 8.51, 8.51); Calibrated: 2018-09-30;
- Sensor-Surface: 1.4mm (Mechanical Surface Detection), z = -2.0, 31.0
- Electronics: DAE4 Sn896; Calibrated: 2018-11-08
- Phantom: SAM 2; Type: SAM; Serial: 1913
- DASY52 52.8.8(1222); SEMCAD X 14.6.10(7331)

Configuration/Head/Area Scan (8x13x1): Measurement grid: dx=15mm, dy=15mm
Maximum value of SAR (measured) = 0.380 W/kg

Configuration/Head/Zoom Scan (5x5x7)/Cube 0: Measurement grid: dx=8mm, dy=8mm, dz=5mm
Reference Value = 5.110 V/m; Power Drift = 0.05 dB
Peak SAR (extrapolated) = 0.429 W/kg
SAR(1 g) = 0.285 W/kg; SAR(10 g) = 0.181 W/kg
Maximum value of SAR (measured) = 0.381 W/kg

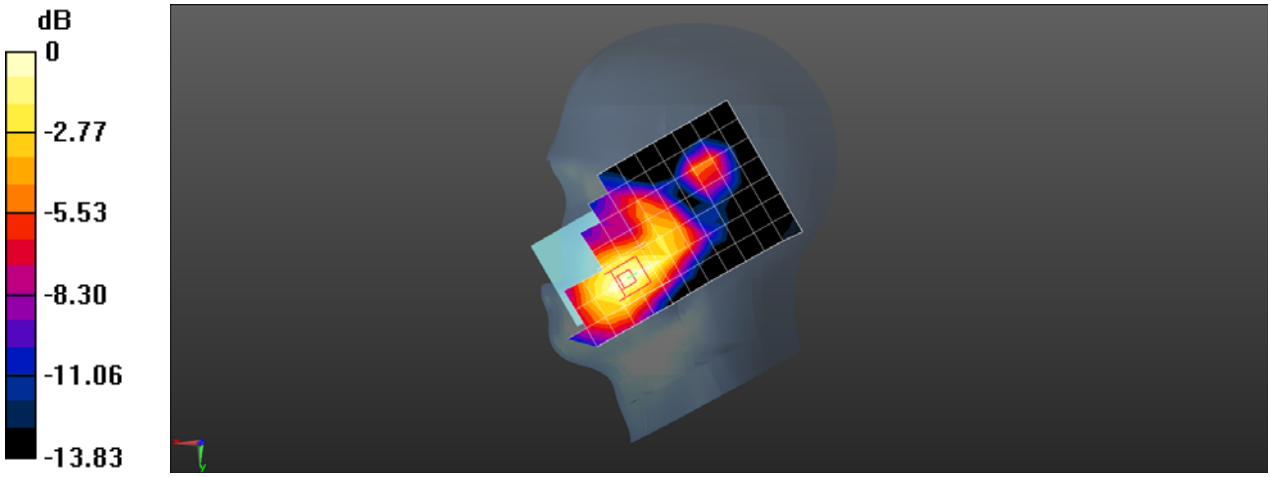

0 dB = 0.381 W/kg = -4.19 dBW/kg

Date: 2019-03-17

Test Laboratory: SGS-SAR Lab

Hytera PDC680 UxB1 LTE Band 2 20M QPSK 1RB50 18900CH Front side 15mm

DUT: PDC680 UxB1; Type: Multi-mode Advanced Radio; Serial: 0607RD1007

Communication System: UID 0, LTE-FDD BW 20MHz (0); Frequency: 1880 MHz;Duty Cycle: 1:1

Medium: MSL1900;Medium parameters used: f = 1880 MHz; σ = 1.502 S/m; ε_r = 53.457; ρ = 1000 kg/m^3
Phantom section: Flat Section

DASY 5 Configuration:

- Probe: EX3DV4 - SN3962; ConvF(8.02, 8.02, 8.02); Calibrated: 2019-02-25;
- Sensor-Surface: 1.4mm (Mechanical Surface Detection), z = -2.0, 31.0
- Electronics: DAE4 Sn896; Calibrated: 2018-11-08
- Phantom: SAM 2; Type: SAM; Serial: 1913
- DASY52 52.8.8(1222); SEMCAD X 14.6.10(7331)

Configuration/Body/Area Scan (8x13x1): Measurement grid: dx=15mm, dy=15mm
Maximum value of SAR (measured) = 0.302 W/kg

Configuration/Body/Zoom Scan (5x5x7)/Cube 0: Measurement grid: dx=8mm, dy=8mm, dz=5mm
Reference Value = 6.756 V/m; Power Drift = -0.02 dB
Peak SAR (extrapolated) = 0.372 W/kg
SAR(1 g) = 0.244 W/kg; SAR(10 g) = 0.156 W/kg
Maximum value of SAR (measured) = 0.331 W/kg

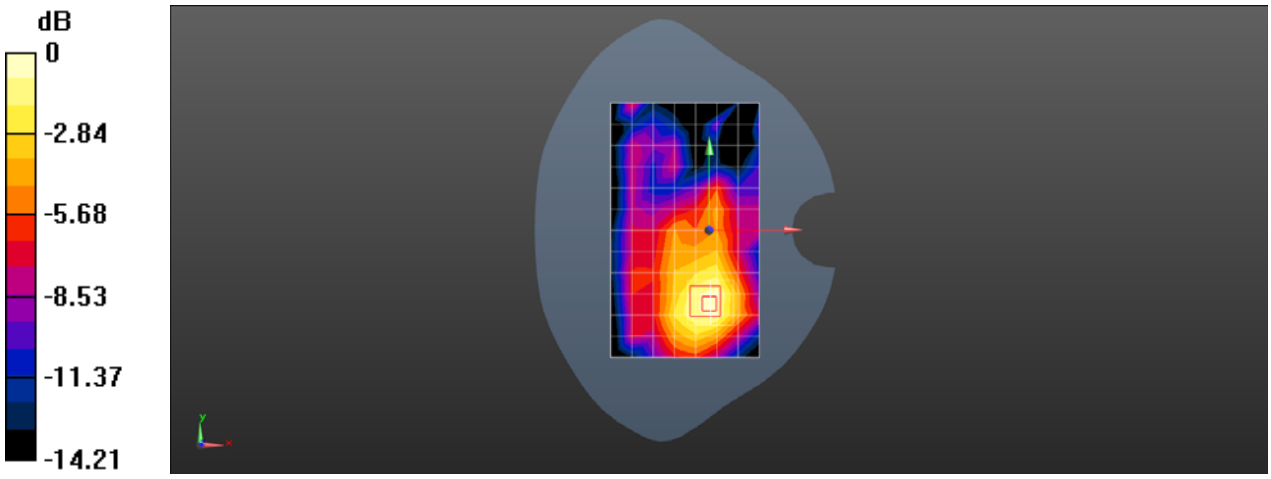

0 dB = 0.331 W/kg = -4.80 dBW/kg

Date: 2019-03-17

Test Laboratory: SGS-SAR Lab

Hytera PDC680 UxB1 LTE Band 2 20M QPSK 1RB50 18900CH Bottom side 10mm

DUT: PDC680 UxB1; Type: Multi-mode Advanced Radio; Serial: 0607RD1007

Communication System: UID 0, LTE-FDD BW 20MHz (0); Frequency: 1880 MHz;Duty Cycle: 1:1

Medium: MSL1900;Medium parameters used: f = 1880 MHz; σ = 1.502 S/m; ε_r = 53.457; ρ = 1000 kg/m^3
Phantom section: Flat Section

DASY 5 Configuration:

- Probe: EX3DV4 - SN3962; ConvF(8.02, 8.02, 8.02); Calibrated: 2019-02-25;
- Sensor-Surface: 1.4mm (Mechanical Surface Detection), z = -2.0, 31.0
- Electronics: DAE4 Sn896; Calibrated: 2018-11-08
- Phantom: SAM 2; Type: SAM; Serial: 1913
- DASY52 52.8.8(1222); SEMCAD X 14.6.10(7331)

Configuration/Body/Area Scan (5x8x1): Measurement grid: dx=15mm, dy=15mm
Maximum value of SAR (measured) = 0.486 W/kg

Configuration/Body/Zoom Scan (5x5x7)/Cube 0: Measurement grid: dx=8mm, dy=8mm, dz=5mm
Reference Value = 16.08 V/m; Power Drift = 0.13 dB
Peak SAR (extrapolated) = 0.679 W/kg
SAR(1 g) = 0.380 W/kg; SAR(10 g) = 0.213 W/kg
Maximum value of SAR (measured) = 0.577 W/kg

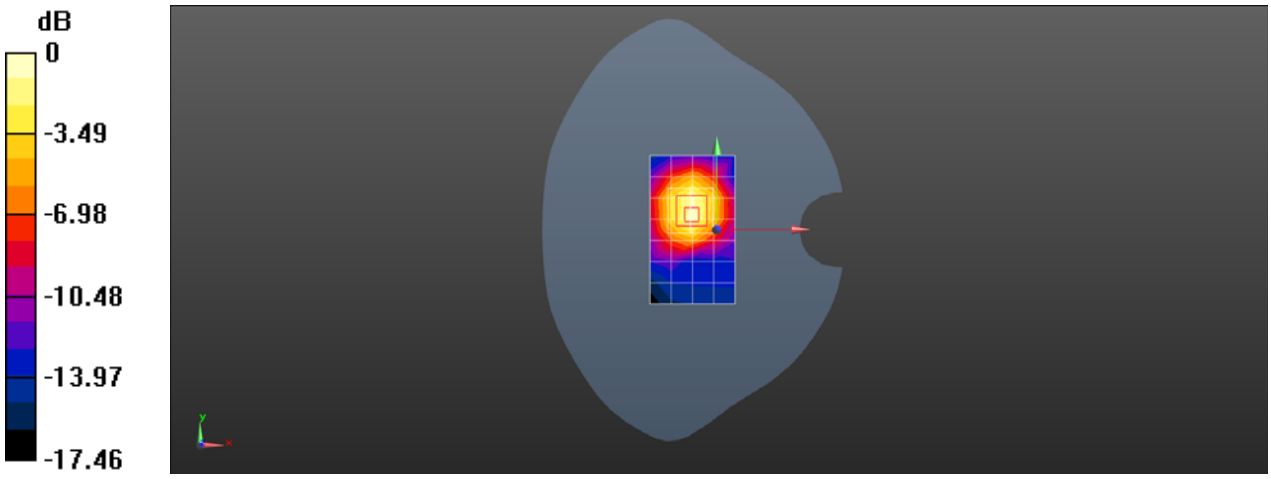

0 dB = 0.630 W/kg = -2.01 dBW/kg

Date: 2019-01-28

Test Laboratory: SGS-SAR Lab

Hytera PDC680 UxB1 LTE Band 4 20M QPSK 1RB50 20175CH Right cheek

DUT: PDC680 UxB1; Type: Multi-mode Advanced Radio; Serial: 0607RD1007

Communication System: UID 0, LTE-FDD BW 20MHz (0); Frequency: 1732.5 MHz;Duty Cycle: 1:1

Medium: HSL1750;Medium parameters used (interpolated): f = 1732.5 MHz; σ = 1.314 S/m; ε_r = 39.6; ρ = 1000 kg/m^3
Phantom section: Right Section

DASY 5 Configuration:

- Probe: EX3DV4 - SN3923; ConvF(8.92, 8.92, 8.92); Calibrated: 2018-09-30;
- Sensor-Surface: 1.4mm (Mechanical Surface Detection), z = -2.0, 31.0
- Electronics: DAE4 Sn896; Calibrated: 2018-11-08
- Phantom: SAM 2; Type: SAM; Serial: 1913
- DASY52 52.8.8(1222); SEMCAD X 14.6.10(7331)

Configuration/Head/Area Scan (8x13x1): Measurement grid: dx=15mm, dy=15mm
Maximum value of SAR (measured) = 0.403 W/kg

Configuration/Head/Zoom Scan (5x5x7)/Cube 0: Measurement grid: dx=8mm, dy=8mm, dz=5mm
Reference Value = 9.675 V/m; Power Drift = 0.09 dB
Peak SAR (extrapolated) = 0.428 W/kg
SAR(1 g) = 0.294 W/kg; SAR(10 g) = 0.195 W/kg
Maximum value of SAR (measured) = 0.382 W/kg

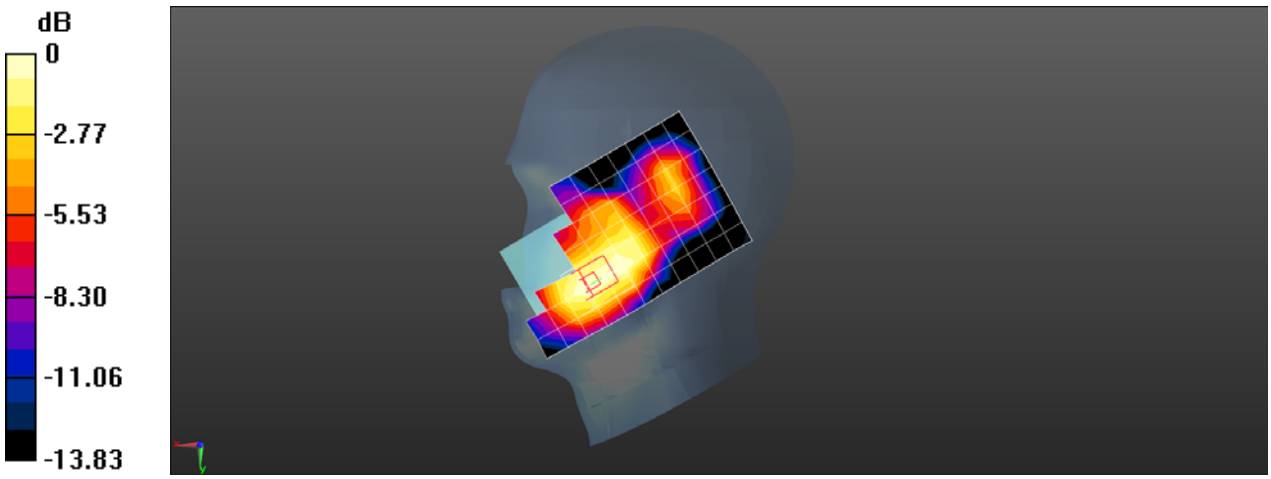

0 dB = 0.382 W/kg = -4.18 dBW/kg

Date: 2019-01-28

Test Laboratory: SGS-SAR Lab

Hytera PDC680 UxB1 LTE Band 4 20M QPSK 1RB50 20175CH Front side 15mm

DUT: PDC680 UxB1; Type: Multi-mode Advanced Radio; Serial: 0607RD1007

Communication System: UID 0, LTE-FDD BW 20MHz (0); Frequency: 1732.5 MHz;Duty Cycle: 1:1

Medium: MSL1750;Medium parameters used (interpolated): f = 1732.5 MHz; σ = 1.426 S/m; ε_r = 54.661; ρ = 1000 kg/m^3
Phantom section: Flat Section

DASY 5 Configuration:

- Probe: EX3DV4 - SN3923; ConvF(8.51, 8.51, 8.51); Calibrated: 2018-09-30;
- Sensor-Surface: 1.4mm (Mechanical Surface Detection), z = -2.0, 31.0
- Electronics: DAE4 Sn896; Calibrated: 2018-11-08
- Phantom: ELI V5.0; Type: ELI; Serial: 1123
- DASY52 52.8.8(1222); SEMCAD X 14.6.10(7331)

Configuration/Head/Area Scan (8x13x1): Measurement grid: dx=15mm, dy=15mm
Maximum value of SAR (measured) = 0.301 W/kg

Configuration/Head/Zoom Scan (5x5x7)/Cube 0: Measurement grid: dx=8mm, dy=8mm, dz=5mm
Reference Value = 6.672 V/m; Power Drift = 0.01 dB
Peak SAR (extrapolated) = 0.337 W/kg
SAR(1 g) = 0.231 W/kg; SAR(10 g) = 0.158 W/kg
Maximum value of SAR (measured) = 0.293 W/kg

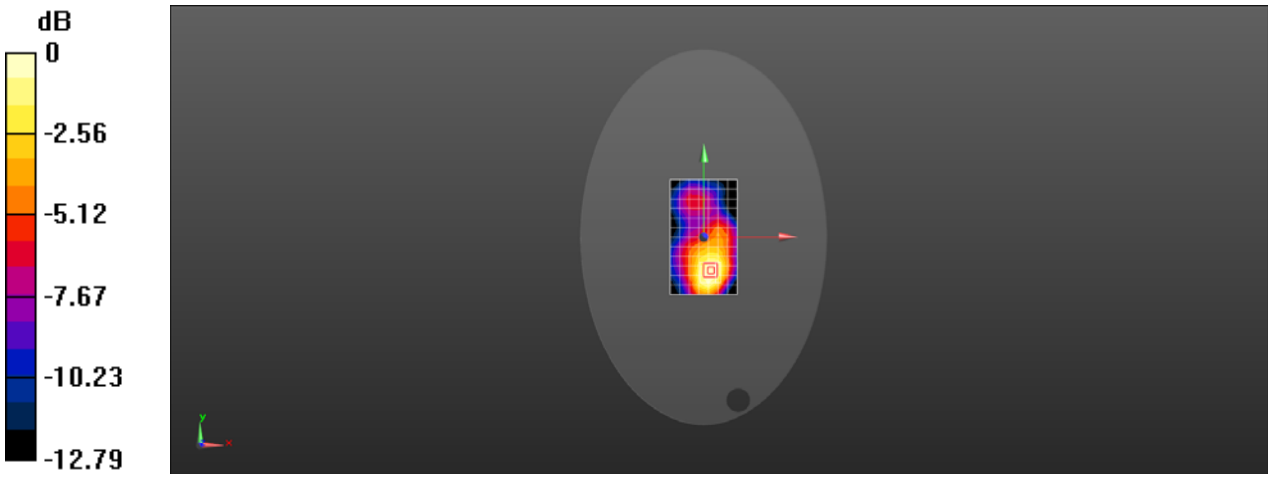

0 dB = 0.293 W/kg = -5.33 dBW/kg

Date: 2019-01-28

Test Laboratory: SGS-SAR Lab

Hytera PDC680 UxB1 LTE Band 4 20M QPSK 1RB50 20050CH Bottom side 10mm

DUT: PDC680 UxB1; Type: Multi-mode Advanced Radio; Serial: 0607RD1007

Communication System: UID 0, LTE-FDD BW 20MHz (0); Frequency: 1720 MHz;Duty Cycle: 1:1

Medium: MSL1750;Medium parameters used: f = 1720 MHz; σ = 1.418 S/m; ε_r = 54.758; ρ = 1000 kg/m^3
Phantom section: Flat Section

DASY 5 Configuration:

- Probe: EX3DV4 - SN3923; ConvF(8.51, 8.51, 8.51); Calibrated: 2018-09-30;
- Sensor-Surface: 1.4mm (Mechanical Surface Detection), z = -2.0, 31.0
- Electronics: DAE4 Sn896; Calibrated: 2018-11-08
- Phantom: ELI V5.0; Type: ELI; Serial: 1123
- DASY52 52.8.8(1222); SEMCAD X 14.6.10(7331)

Configuration/Body/Area Scan (5x8x1): Measurement grid: dx=15mm, dy=15mm
Maximum value of SAR (measured) = 0.921 W/kg

Configuration/Body/Zoom Scan (5x5x7)/Cube 0: Measurement grid: dx=8mm, dy=8mm, dz=5mm
Reference Value = 23.77 V/m; Power Drift = 0.00 dB
Peak SAR (extrapolated) = 1.46 W/kg
SAR(1 g) = 0.841 W/kg; SAR(10 g) = 0.465 W/kg
Maximum value of SAR (measured) = 1.25 W/kg

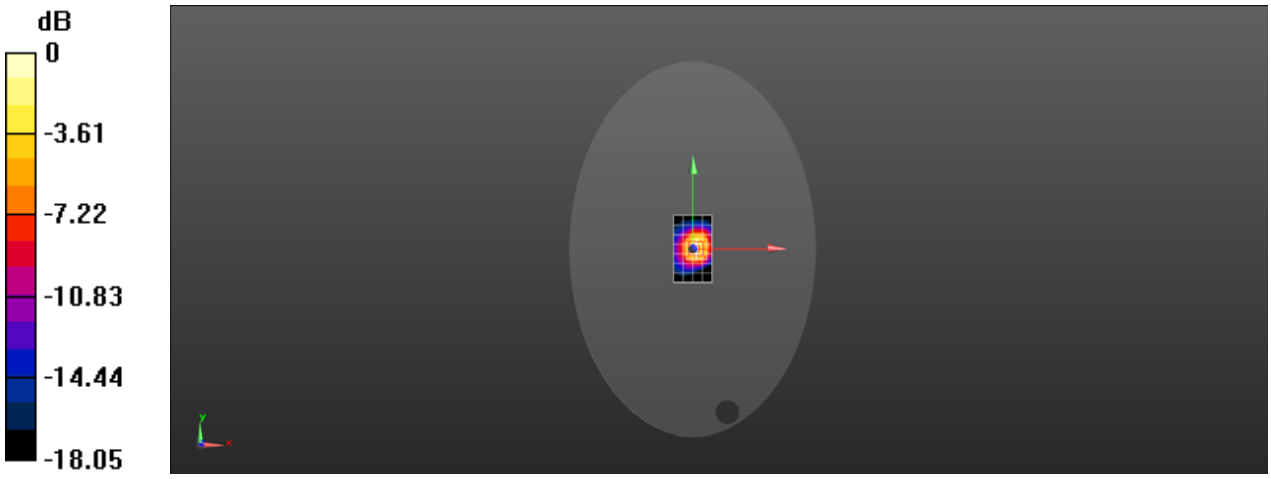

0 dB = 1.25 W/kg = 0.97 dBW/kg

Date: 2019-01-25

Test Laboratory: SGS-SAR Lab

Hytera PDC680 UxB1 LTE Band 5 10M QPSK 1RB25 20525CH Left cheek

DUT: PDC680 UxB1; Type: Multi-mode Advanced Radio; Serial: 0607RD1007

Communication System: UID 0, LTE-FDD BW 10MHZ (0); Frequency: 836.5 MHz;Duty Cycle: 1:1

Medium: HSL835;Medium parameters used (interpolated): f = 836.5 MHz; σ = 0.886 S/m; ε_r = 43.051; ρ = 1000 kg/m^3
Phantom section: Left Section

DASY 5 Configuration:

- Probe: EX3DV4 - SN3789; ConvF(8.66, 8.66, 8.66); Calibrated: 2018-02-08;
- Sensor-Surface: 1.4mm (Mechanical Surface Detection), z = -2.0, 31.0
- Electronics: DAE4 Sn896; Calibrated: 2018-11-08
- Phantom: SAM 1; Type: SAM; Serial: 1283
- DASY52 52.8.8(1222); SEMCAD X 14.6.10(7331)

Configuration/Head/Area Scan (8x13x1): Measurement grid: dx=15mm, dy=15mm
Maximum value of SAR (measured) = 0.128 W/kg

Configuration/Head/Zoom Scan (5x5x7)/Cube 0: Measurement grid: dx=8mm, dy=8mm, dz=5mm
Reference Value = 9.368 V/m; Power Drift = -0.09 dB
Peak SAR (extrapolated) = 0.141 W/kg
SAR(1 g) = 0.106 W/kg; SAR(10 g) = 0.081 W/kg
Maximum value of SAR (measured) = 0.127 W/kg

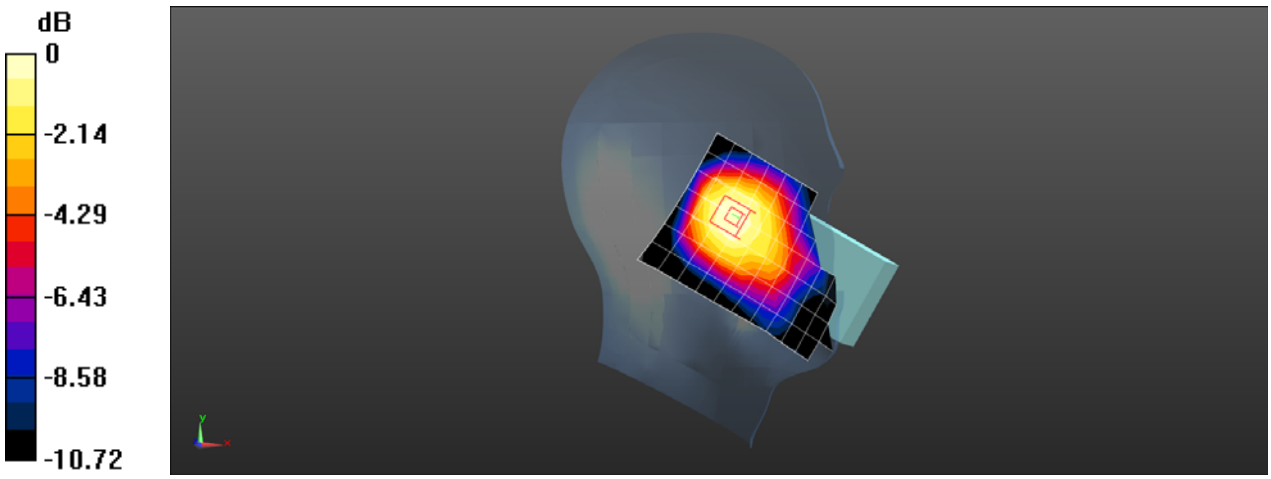

0 dB = 0.127 W/kg = -8.96 dBW/kg

Date: 2019-01-21

Test Laboratory: SGS-SAR Lab

Hytera PDC680 UxB1 LTE Band 5 10M QPSK 1RB25 20525CH Back side 15mm

DUT: PDC680 UxB1; Type: Multi-mode Advanced Radio; Serial: 0607RD1007

Communication System: UID 0, LTE-FDD BW 10MHZ (0); Frequency: 836.5 MHz;Duty Cycle: 1:1

Medium: MSL835;Medium parameters used (interpolated): f = 836.5 MHz; σ = 0.981 S/m; ε_r = 56.994; ρ = 1000 kg/m^3
Phantom section: Flat Section

DASY 5 Configuration:

- Probe: EX3DV4 - SN3789; ConvF(8.84, 8.84, 8.84); Calibrated: 2018-02-08;
- Sensor-Surface: 1.4mm (Mechanical Surface Detection), z = -2.0, 31.0
- Electronics: DAE4 Sn896; Calibrated: 2018-11-08
- Phantom: SAM 2; Type: SAM; Serial: 1913
- DASY52 52.8.8(1222); SEMCAD X 14.6.10(7331)

Configuration/Body/Area Scan (8x13x1): Measurement grid: dx=15mm, dy=15mm
Maximum value of SAR (measured) = 0.128 W/kg

Configuration/Body/Zoom Scan (5x5x7)/Cube 0: Measurement grid: dx=8mm, dy=8mm, dz=5mm
Reference Value = 9.412 V/m; Power Drift = 0.14 dB
Peak SAR (extrapolated) = 0.149 W/kg
SAR(1 g) = 0.104 W/kg; SAR(10 g) = 0.076 W/kg
Maximum value of SAR (measured) = 0.133 W/kg

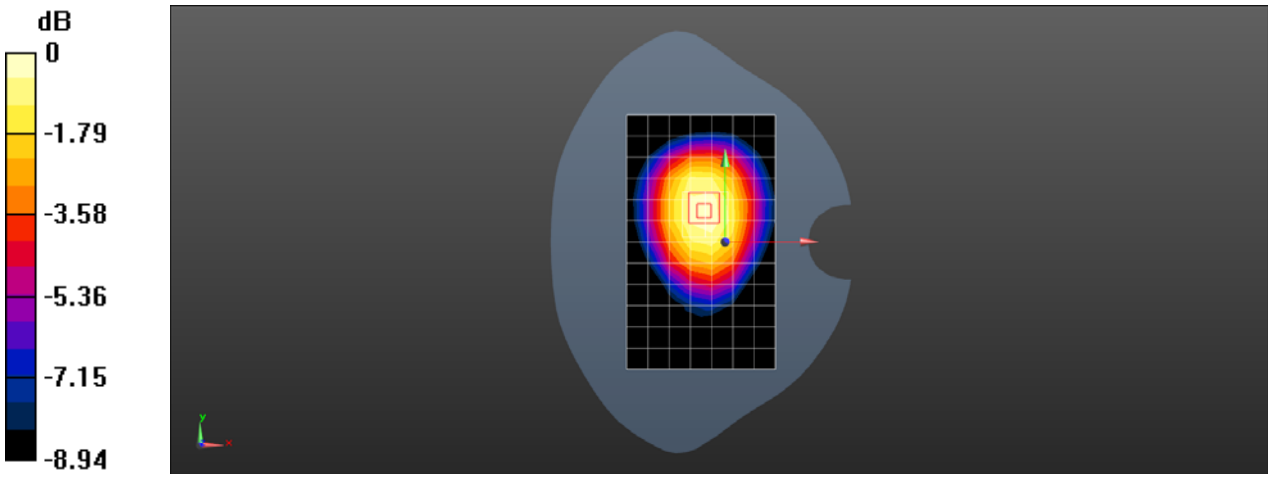

0 dB = 0.133 W/kg = -8.76 dBW/kg

Date: 2019-01-21

Test Laboratory: SGS-SAR Lab

Hytera PDC680 UxB1 LTE Band 5 10M QPSK 1RB25 20525CH Back side 10mm

DUT: PDC680 UxB1; Type: Multi-mode Advanced Radio; Serial: 0607RD1007

Communication System: UID 0, LTE-FDD BW 10MHZ (0); Frequency: 836.5 MHz;Duty Cycle: 1:1

Medium: MSL835;Medium parameters used (interpolated): f = 836.5 MHz; σ = 0.981 S/m; ε_r = 56.994; ρ = 1000 kg/m^3
Phantom section: Flat Section

DASY 5 Configuration:

- Probe: EX3DV4 - SN3789; ConvF(8.84, 8.84, 8.84); Calibrated: 2018-02-08;
- Sensor-Surface: 1.4mm (Mechanical Surface Detection), z = -2.0, 31.0
- Electronics: DAE4 Sn896; Calibrated: 2018-11-08
- Phantom: SAM 2; Type: SAM; Serial: 1913
- DASY52 52.8.8(1222); SEMCAD X 14.6.10(7331)

Configuration/Body/Area Scan (8x13x1): Measurement grid: dx=15mm, dy=15mm
Maximum value of SAR (measured) = 0.154 W/kg

Configuration/Body/Zoom Scan (5x5x7)/Cube 0: Measurement grid: dx=8mm, dy=8mm, dz=5mm
Reference Value = 9.824 V/m; Power Drift = -0.02 dB
Peak SAR (extrapolated) = 0.182 W/kg
SAR(1 g) = 0.127 W/kg; SAR(10 g) = 0.093 W/kg
Maximum value of SAR (measured) = 0.159 W/kg

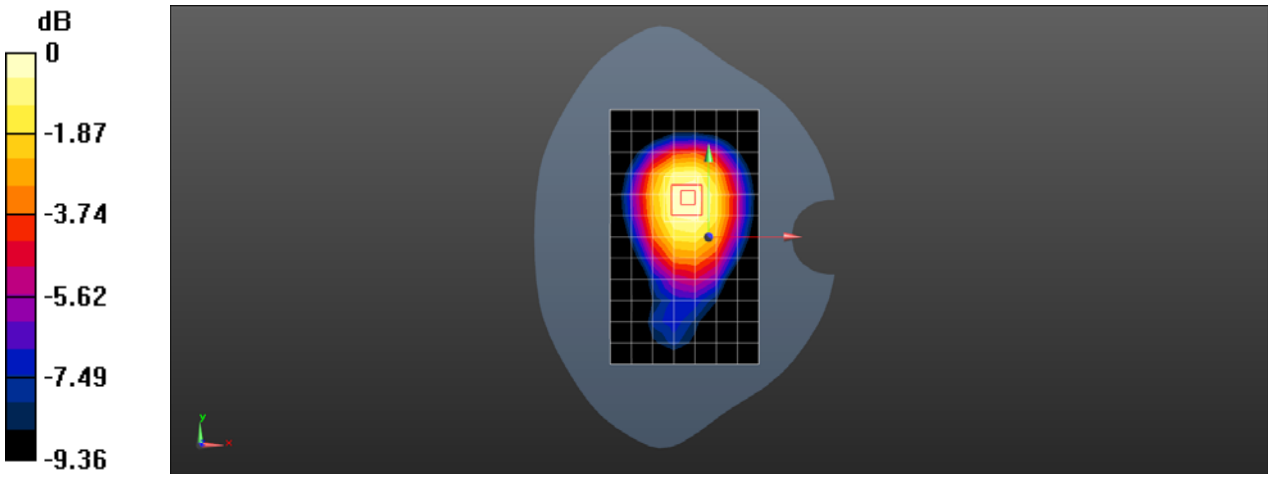

0 dB = 0.159 W/kg = -7.99 dBW/kg

Date: 2019-03-03

Test Laboratory: SGS-SAR Lab

Hytera PDC680 UxB1 LTE Band 7 20M QPSK 1RB50 20850CH Right cheek

DUT: PDC680 UxB1; Type: Multi-mode Advanced Radio; Serial: 0607RD1007

Communication System: UID 0, LTE-FDD BW 20MHz (0); Frequency: 2510 MHz;Duty Cycle: 1:1

Medium: HSL2600;Medium parameters used: f = 2510 MHz; σ = 1.862 S/m; ε_r = 38.015; ρ = 1000 kg/m^3
Phantom section: Right Section

DASY 5 Configuration:

- Probe: EX3DV4 - SN3717; ConvF(6.8, 6.8, 6.8); Calibrated: 2018-11-22;
- Sensor-Surface: 1.4mm (Mechanical Surface Detection), z = -2.0, 31.0
- Electronics: DAE4 Sn1428; Calibrated: 2019-01-11
- Phantom: SAM 4; Type: SAM; Serial: 1640
- DASY52 52.8.8(1222); SEMCAD X 14.6.10(7331)

Configuration/Head/Area Scan (9x16x1): Measurement grid: dx=12mm, dy=12mm
Maximum value of SAR (measured) = 0.825 W/kg

Configuration/Head/Zoom Scan (7x7x7)/Cube 0: Measurement grid: dx=5mm, dy=5mm, dz=5mm
Reference Value = 4.608 V/m; Power Drift = 0.01 dB
Peak SAR (extrapolated) = 1.18 W/kg
SAR(1 g) = 0.582 W/kg; SAR(10 g) = 0.289 W/kg
Maximum value of SAR (measured) = 0.940 W/kg

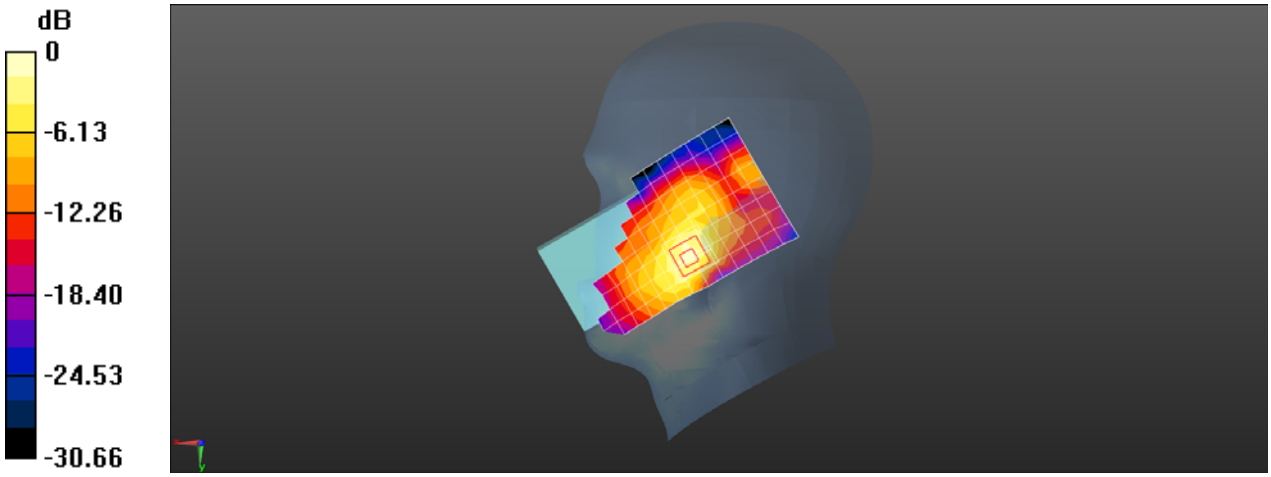

0 dB = 0.940 W/kg = -0.27 dBW/kg

Date: 2019-03-05

Test Laboratory: SGS-SAR Lab

Hytera PDC680 UxB1 LTE Band 7 20M QPSK 1RB50 20850CH Front side 15mm

DUT: PDC680 UxB1; Type: Multi-mode Advanced Radio; Serial: 0607RD1007

Communication System: UID 0, LTE-FDD BW 20MHz (0); Frequency: 2510 MHz;Duty Cycle: 1:1

Medium: MSL2600;Medium parameters used: f = 2510 MHz; σ = 1.953 S/m; ε_r = 51.312; ρ = 1000 kg/m^3
Phantom section: Flat Section

DASY 5 Configuration:

- Probe: EX3DV4 - SN3717; ConvF(6.99, 6.99, 6.99); Calibrated: 2018-11-22;
- Sensor-Surface: 1.4mm (Mechanical Surface Detection), z = -2.0, 31.0
- Electronics: DAE4 Sn1428; Calibrated: 2019-01-11
- Phantom: SAM 3; Type: SAM; Serial: 1912
- DASY52 52.8.8(1222); SEMCAD X 14.6.10(7331)

Configuration/Body/Area Scan (9x16x1): Measurement grid: dx=12mm, dy=12mm
Maximum value of SAR (measured) = 0.151 W/kg

Configuration/Body/Zoom Scan (7x7x7)/Cube 0: Measurement grid: dx=5mm, dy=5mm, dz=5mm
Reference Value = 4.127 V/m; Power Drift = 0.01 dB
Peak SAR (extrapolated) = 0.208 W/kg
SAR(1 g) = 0.107 W/kg; SAR(10 g) = 0.059 W/kg
Maximum value of SAR (measured) = 0.171 W/kg

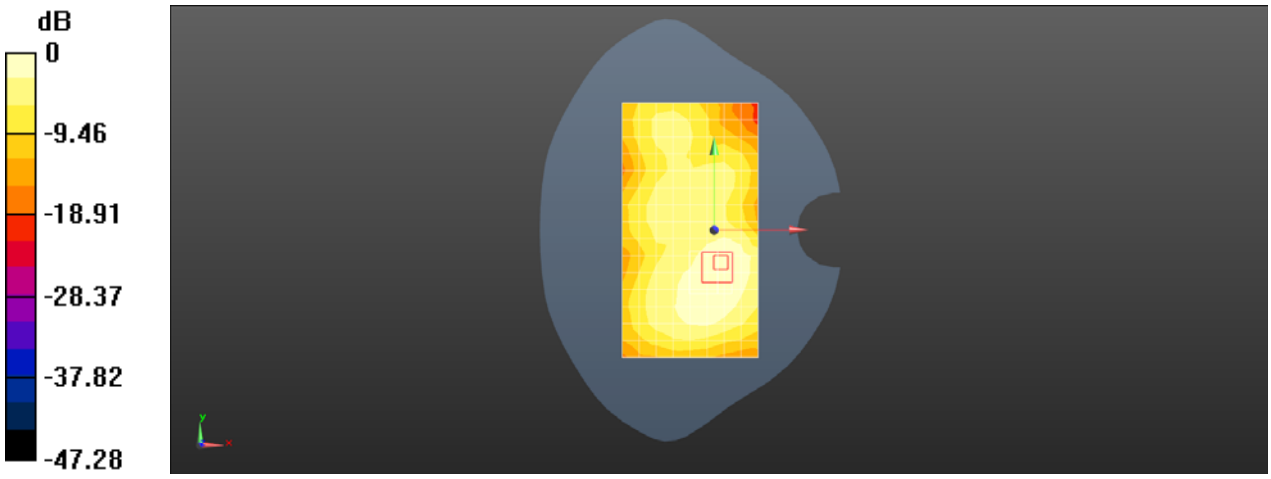

0 dB = 0.171 W/kg = -7.67 dBW/kg

Date: 2019-03-05

Test Laboratory: SGS-SAR Lab

Hytera PDC680 UxB1 LTE Band 7 20M QPSK 1RB50 20850CH Right side 10mm

DUT: PDC680 UxB1; Type: Multi-mode Advanced Radio; Serial: 0607RD1007

Communication System: UID 0, LTE-FDD BW 20MHz (0); Frequency: 2510 MHz;Duty Cycle: 1:1

Medium: MSL2600;Medium parameters used: f = 2510 MHz; σ = 1.953 S/m; ε_r = 51.312; ρ = 1000 kg/m^3
Phantom section: Flat Section

DASY 5 Configuration:

- Probe: EX3DV4 - SN3717; ConvF(6.99, 6.99, 6.99); Calibrated: 2018-11-22;
- Sensor-Surface: 1.4mm (Mechanical Surface Detection), z = -2.0, 31.0
- Electronics: DAE4 Sn1428; Calibrated: 2019-01-11
- Phantom: SAM 3; Type: SAM; Serial: 1912
- DASY52 52.8.8(1222); SEMCAD X 14.6.10(7331)

Configuration/Body/Area Scan (5x16x1): Measurement grid: dx=12mm, dy=12mm
Maximum value of SAR (measured) = 0.365 W/kg

Configuration/Body/Zoom Scan (7x7x7)/Cube 0: Measurement grid: dx=5mm, dy=5mm, dz=5mm
Reference Value = 8.435 V/m; Power Drift = 0.02 dB
Peak SAR (extrapolated) = 0.488 W/kg
SAR(1 g) = 0.266 W/kg; SAR(10 g) = 0.143 W/kg
Maximum value of SAR (measured) = 0.403 W/kg

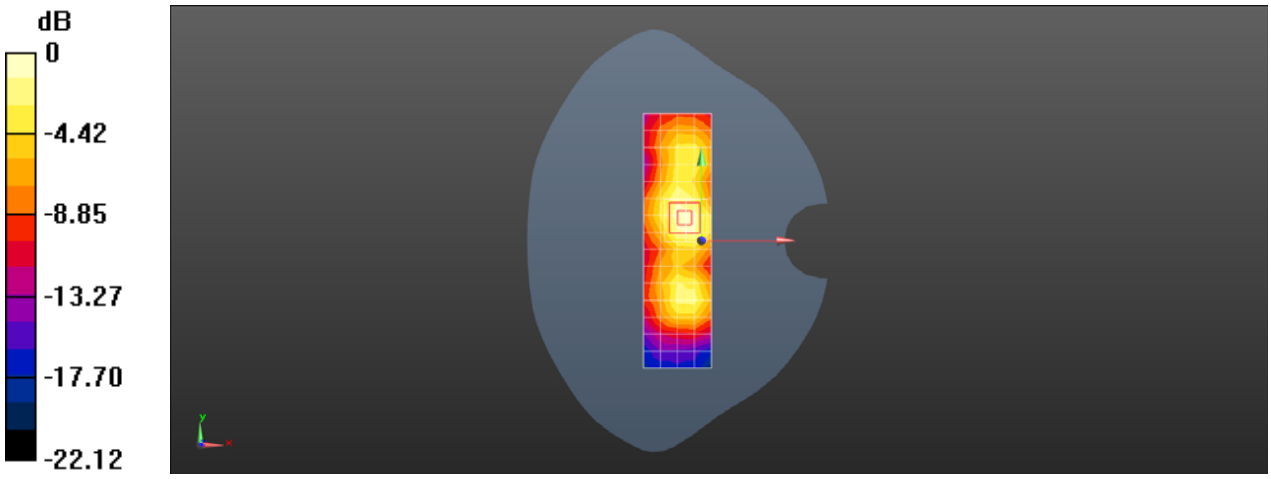

0 dB = 0.403 W/kg = -3.95 dBW/kg

Date: 2019-01-25

Test Laboratory: SGS-SAR Lab

Hytera PDC680 UxB1 LTE Band 26 15M QPSK 1RB38 26765CH Right cheek

DUT: PDC680 UxB1; Type: Multi-mode Advanced Radio; Serial: 0607RD1007

Communication System: UID 0, LTE-FDD BW 15MHz (0); Frequency: 821.5 MHz;Duty Cycle: 1:1

Medium: HSL835;Medium parameters used (interpolated): f = 821.5 MHz; σ = 0.876 S/m; ε_r = 43.152; ρ = 1000 kg/m^3
Phantom section: Right Section

DASY 5 Configuration:

- Probe: EX3DV4 - SN3789; ConvF(8.66, 8.66, 8.66); Calibrated: 2018-02-08;
- Sensor-Surface: 1.4mm (Mechanical Surface Detection), z = -2.0, 31.0
- Electronics: DAE4 Sn896; Calibrated: 2018-11-08
- Phantom: SAM 1; Type: SAM; Serial: 1283
- DASY52 52.8.8(1222); SEMCAD X 14.6.10(7331)

Configuration/Head/Area Scan (8x13x1): Measurement grid: dx=15mm, dy=15mm
Maximum value of SAR (measured) = 0.124 W/kg

Configuration/Head/Zoom Scan (5x5x7)/Cube 0: Measurement grid: dx=8mm, dy=8mm, dz=5mm
Reference Value = 9.326 V/m; Power Drift = 0.01 dB
Peak SAR (extrapolated) = 0.155 W/kg
SAR(1 g) = 0.109 W/kg; SAR(10 g) = 0.079 W/kg
Maximum value of SAR (measured) = 0.136 W/kg



0 dB = 0.136 W/kg = -8.66 dBW/kg

Date: 2019-01-21

Test Laboratory: SGS-SAR Lab

Hytera PDC680 UxB1 LTE Band 26 15M QPSK 1RB38 26765CH Back side 15mm

DUT: PDC680 UxB1; Type: Multi-mode Advanced Radio; Serial: 0607RD1007

Communication System: UID 0, LTE-FDD BW 15MHz (0); Frequency: 821.5 MHz;Duty Cycle: 1:1

Medium: MSL835;Medium parameters used (interpolated): f = 821.5 MHz; σ = 0.971 S/m; ε_r = 57.031; ρ = 1000 kg/m^3
Phantom section: Flat Section

DASY 5 Configuration:

- Probe: EX3DV4 - SN3789; ConvF(8.84, 8.84, 8.84); Calibrated: 2018-02-08;
- Sensor-Surface: 1.4mm (Mechanical Surface Detection), z = -2.0, 31.0
- Electronics: DAE4 Sn896; Calibrated: 2018-11-08
- Phantom: SAM 2; Type: SAM; Serial: 1913
- DASY52 52.8.8(1222); SEMCAD X 14.6.10(7331)

Configuration/Body/Area Scan (8x13x1): Measurement grid: dx=15mm, dy=15mm
Maximum value of SAR (measured) = 0.132 W/kg

Configuration/Body/Zoom Scan (5x5x7)/Cube 0: Measurement grid: dx=8mm, dy=8mm, dz=5mm
Reference Value = 10.13 V/m; Power Drift = -0.08 dB
Peak SAR (extrapolated) = 0.156 W/kg
SAR(1 g) = 0.109 W/kg; SAR(10 g) = 0.078 W/kg
Maximum value of SAR (measured) = 0.139 W/kg

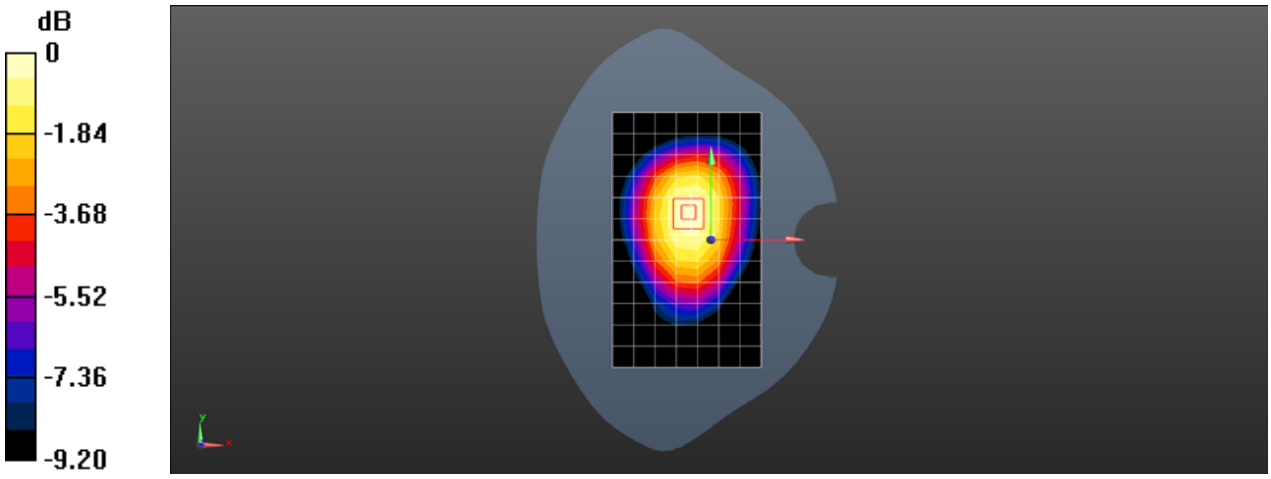

0 dB = 0.139 W/kg = -8.57 dBW/kg

Date: 2019-01-21

Test Laboratory: SGS-SAR Lab

Hytera PDC680 UxB1 LTE Band 26 15M QPSK 1RB38 26765CH Right side 10mm

DUT: PDC680 UxB1; Type: Multi-mode Advanced Radio; Serial: 0607RD1007

Communication System: UID 0, LTE-FDD BW 15MHz (0); Frequency: 821.5 MHz;Duty Cycle: 1:1

Medium: MSL835;Medium parameters used (interpolated): f = 821.5 MHz; σ = 0.971 S/m; ε_r = 57.031; ρ = 1000 kg/m^3
Phantom section: Flat Section

DASY 5 Configuration:

- Probe: EX3DV4 - SN3789; ConvF(8.84, 8.84, 8.84); Calibrated: 2018-02-08;
- Sensor-Surface: 1.4mm (Mechanical Surface Detection), z = -2.0, 31.0
- Electronics: DAE4 Sn896; Calibrated: 2018-11-08
- Phantom: SAM 2; Type: SAM; Serial: 1913
- DASY52 52.8.8(1222); SEMCAD X 14.6.10(7331)

Configuration/Body/Area Scan (6x13x1): Measurement grid: dx=15mm, dy=15mm
Maximum value of SAR (measured) = 0.161 W/kg

Configuration/Body/Zoom Scan (5x5x7)/Cube 0: Measurement grid: dx=8mm, dy=8mm, dz=5mm
Reference Value = 10.31 V/m; Power Drift = 0.04 dB
Peak SAR (extrapolated) = 0.206 W/kg
SAR(1 g) = 0.129 W/kg; SAR(10 g) = 0.086 W/kg
Maximum value of SAR (measured) = 0.177 W/kg

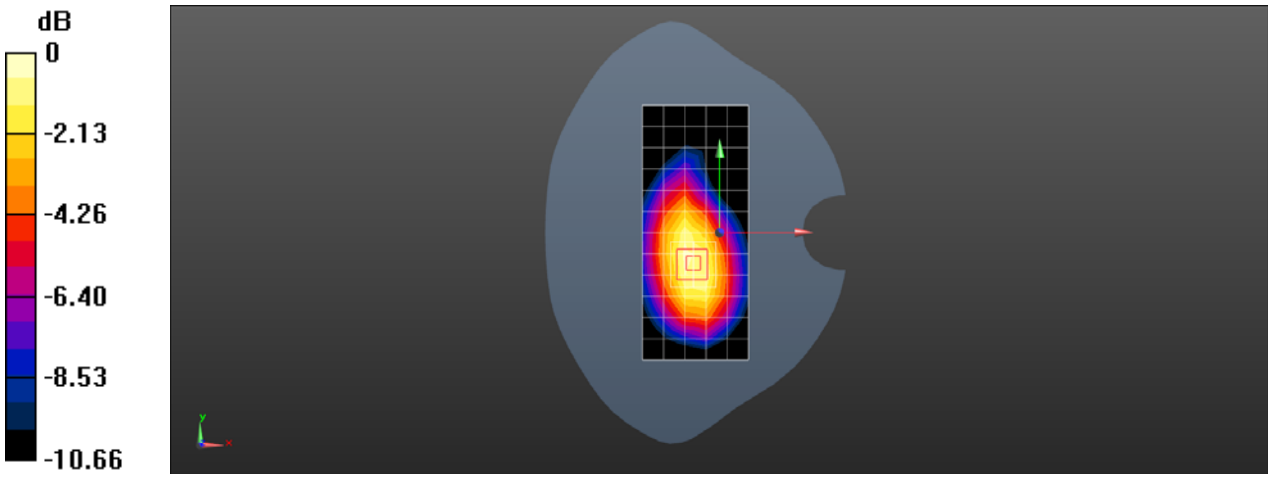

0 dB = 0.177 W/kg = -7.52 dBW/kg

Date: 2019-03-03

Test Laboratory: SGS-SAR Lab

Hytera PDC680 UxB1 LTE Band 38 20M QPSK 1RB50 38000CH Right cheek

DUT: PDC680 UxB1; Type: Multi-mode Advanced Radio; Serial: 0607RD1007

Communication System: UID 0, LTE-TDD BW 20MHz (0); Frequency: 2595 MHz;Duty Cycle: 1:1.57906

Medium: HSL2600;Medium parameters used: f = 2595 MHz; σ = 1.959 S/m; ε_r = 37.727; ρ = 1000 kg/m^3
Phantom section: Right Section

DASY 5 Configuration:

- Probe: EX3DV4 - SN3717; ConvF(6.8, 6.8, 6.8); Calibrated: 2018-11-22;
- Sensor-Surface: 1.4mm (Mechanical Surface Detection), z = -2.0, 31.0
- Electronics: DAE4 Sn1428; Calibrated: 2019-01-11
- Phantom: SAM 4; Type: SAM; Serial: 1640
- DASY52 52.8.8(1222); SEMCAD X 14.6.10(7331)

Configuration/Head/Area Scan (9x16x1): Measurement grid: dx=12mm, dy=12mm
Maximum value of SAR (measured) = 0.607 W/kg

Configuration/Head/Zoom Scan (7x7x7)/Cube 0: Measurement grid: dx=5mm, dy=5mm, dz=5mm
Reference Value = 3.195 V/m; Power Drift = 0.03 dB
Peak SAR (extrapolated) = 0.857 W/kg
SAR(1 g) = 0.408 W/kg; SAR(10 g) = 0.199 W/kg
Maximum value of SAR (measured) = 0.677 W/kg

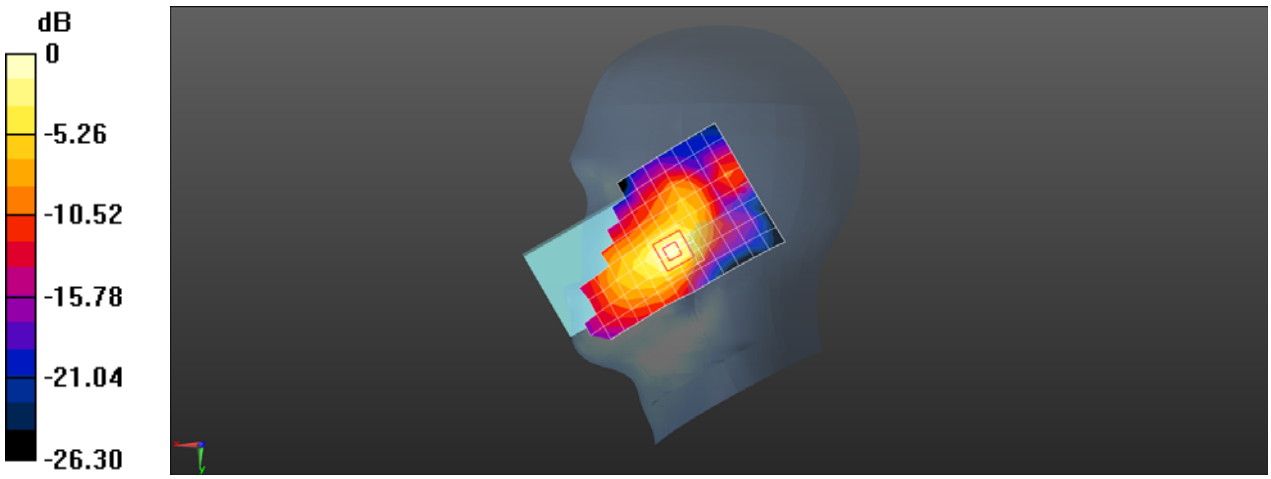

0 dB = 0.677 W/kg = -1.69 dBW/kg

Date: 2019-03-05

Test Laboratory: SGS-SAR Lab

Hytera PDC680 UxB1 LTE Band 38 20M QPSK 1RB50 38000CH Front side 15mm

DUT: PDC680 UxB1; Type: Multi-mode Advanced Radio; Serial: 0607RD1007

Communication System: UID 0, LTE-TDD BW 20MHz (0); Frequency: 2595 MHz;Duty Cycle: 1:1.57906

Medium: MSL2600;Medium parameters used: f = 2595 MHz; σ = 2.05 S/m; ε_r = 51.141; ρ = 1000 kg/m^3
Phantom section: Flat Section

DASY 5 Configuration:

- Probe: EX3DV4 - SN3717; ConvF(6.99, 6.99, 6.99); Calibrated: 2018-11-22;
- Sensor-Surface: 1.4mm (Mechanical Surface Detection), z = -2.0, 31.0
- Electronics: DAE4 Sn1428; Calibrated: 2019-01-11
- Phantom: SAM 3; Type: SAM; Serial: 1912
- DASY52 52.8.8(1222); SEMCAD X 14.6.10(7331)

Configuration/Body/Area Scan (9x16x1): Measurement grid: dx=12mm, dy=12mm
Maximum value of SAR (measured) = 0.121 W/kg

Configuration/Body/Zoom Scan (7x7x7)/Cube 0: Measurement grid: dx=5mm, dy=5mm, dz=5mm
Reference Value = 2.954 V/m; Power Drift = 0.10 dB
Peak SAR (extrapolated) = 0.148 W/kg
SAR(1 g) = 0.081 W/kg; SAR(10 g) = 0.046 W/kg
Maximum value of SAR (measured) = 0.123 W/kg

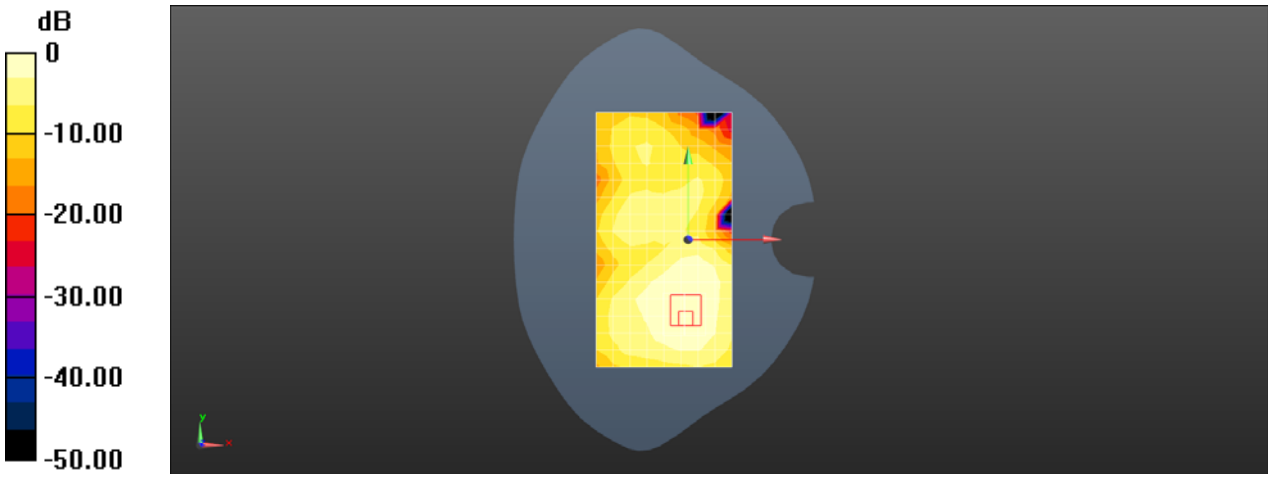

0 dB = 0.123 W/kg = -9.10 dBW/kg

Date: 2019-03-05

Test Laboratory: SGS-SAR Lab

Hytera PDC680 UxB1 LTE Band 38 20M QPSK 1RB50 38000CH Right side 10mm

DUT: PDC680 UxB1; Type: Multi-mode Advanced Radio; Serial: 0607RD1007

Communication System: UID 0, LTE-TDD BW 20MHz (0); Frequency: 2595 MHz;Duty Cycle: 1:1.57906

Medium: MSL2600;Medium parameters used: f = 2595 MHz; σ = 2.05 S/m; ε_r = 51.141; ρ = 1000 kg/m^3
Phantom section: Flat Section

DASY 5 Configuration:

- Probe: EX3DV4 - SN3717; ConvF(6.99, 6.99, 6.99); Calibrated: 2018-11-22;
- Sensor-Surface: 1.4mm (Mechanical Surface Detection), z = -2.0, 31.0
- Electronics: DAE4 Sn1428; Calibrated: 2019-01-11
- Phantom: SAM 3; Type: SAM; Serial: 1912
- DASY52 52.8.8(1222); SEMCAD X 14.6.10(7331)

Configuration/Body/Area Scan (5x16x1): Measurement grid: dx=12mm, dy=12mm
Maximum value of SAR (measured) = 0.255 W/kg

Configuration/Body/Zoom Scan (7x7x7)/Cube 0: Measurement grid: dx=5mm, dy=5mm, dz=5mm
Reference Value = 6.535 V/m; Power Drift = 0.05 dB
Peak SAR (extrapolated) = 0.344 W/kg
SAR(1 g) = 0.187 W/kg; SAR(10 g) = 0.099 W/kg
Maximum value of SAR (measured) = 0.285 W/kg

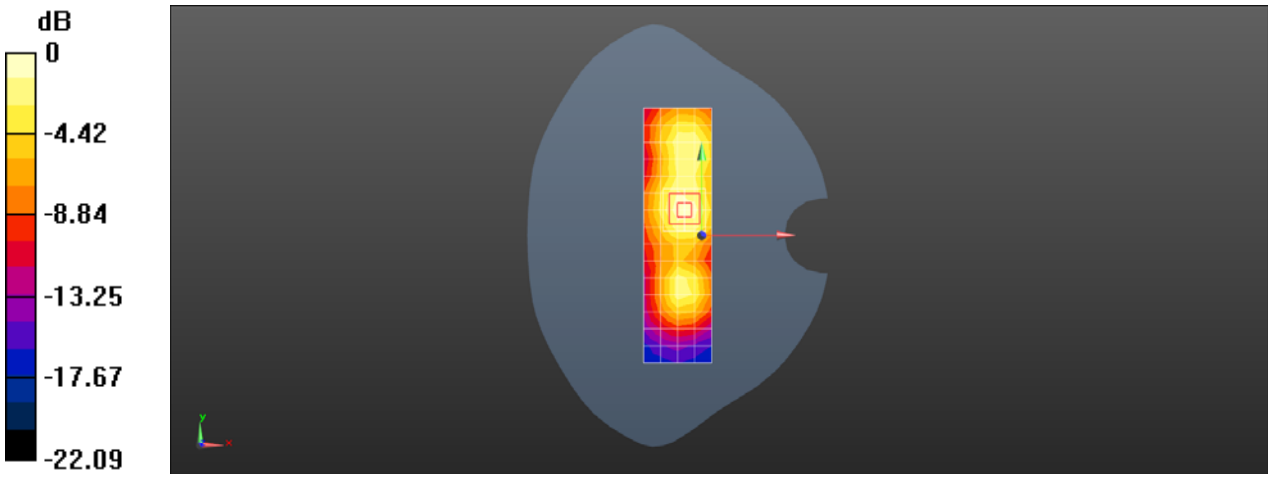

0 dB = 0.285 W/kg = -5.45 dBW/kg

Date: 2019-03-02

Test Laboratory: SGS-SAR Lab

Hytera PDC680 UxB1 LTE Band 40 20M QPSK 1RB50 39550CH Right cheek

DUT: PDC680 UxB1; Type: Multi-mode Advanced Radio; Serial: 0607RD1007

Communication System: UID 0, LTE-TDD BW 20MHz (0); Frequency: 2390 MHz;Duty Cycle: 1:1.57906

Medium: HSL2300;Medium parameters used: f = 2390 MHz; σ = 1.729 S/m; ε_r = 38.456; ρ = 1000 kg/m^3
Phantom section: Right Section

DASY 5 Configuration:

- Probe: EX3DV4 - SN3717; ConvF(7.33, 7.33, 7.33); Calibrated: 2018-11-22;
- Sensor-Surface: 1.4mm (Mechanical Surface Detection), z = -2.0, 31.0
- Electronics: DAE4 Sn1428; Calibrated: 2019-01-11
- Phantom: SAM 4; Type: SAM; Serial: 1640
- DASY52 52.8.8(1222); SEMCAD X 14.6.10(7331)

Configuration/Head/Area Scan (9x16x1): Measurement grid: dx=12mm, dy=12mm
Maximum value of SAR (measured) = 0.428 W/kg

Configuration/Head/Zoom Scan (7x7x7)/Cube 0: Measurement grid: dx=5mm, dy=5mm, dz=5mm
Reference Value = 4.251 V/m; Power Drift = 0.01 dB
Peak SAR (extrapolated) = 0.522 W/kg
SAR(1 g) = 0.295 W/kg; SAR(10 g) = 0.173 W/kg
Maximum value of SAR (measured) = 0.442 W/kg

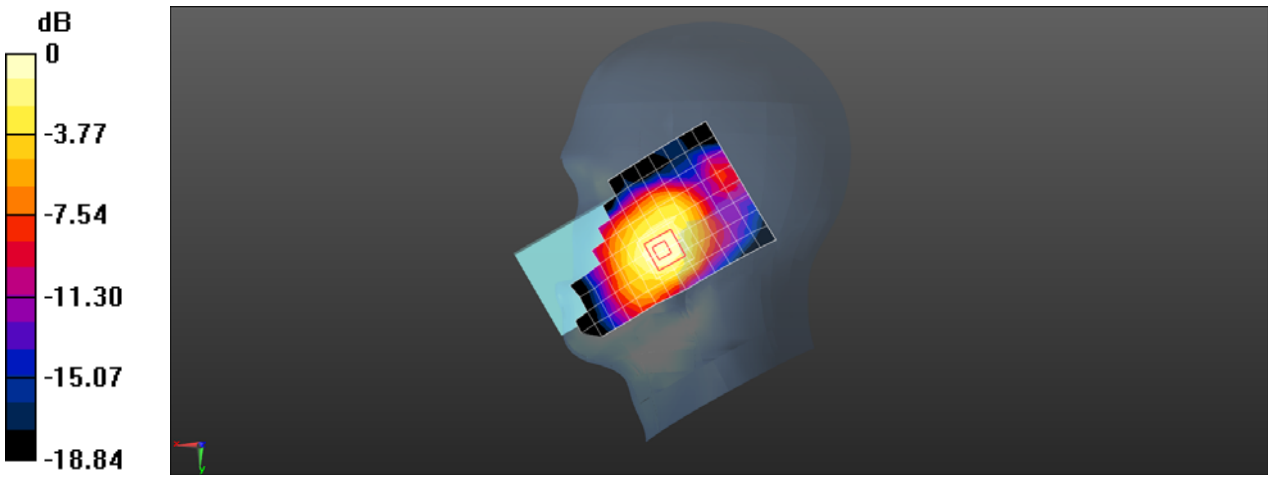

0 dB = 0.442 W/kg = -3.55 dBW/kg

Date: 2019-03-03

Test Laboratory: SGS-SAR Lab

Hytera PDC680 UxB1 LTE Band 40 20M QPSK 1RB50 39550CH Front side 15mm

DUT: PDC680 UxB1; Type: Multi-mode Advanced Radio; Serial: 0607RD1007

Communication System: UID 0, LTE-TDD BW 20MHz (0); Frequency: 2390 MHz;Duty Cycle: 1:1.57906

Medium: MSL2300;Medium parameters used: f = 2390 MHz; σ = 1.82 S/m; ε_r = 51.559; ρ = 1000 kg/m^3
Phantom section: Flat Section

DASY 5 Configuration:

- Probe: EX3DV4 - SN3717; ConvF(7.26, 7.26, 7.26); Calibrated: 2018-11-22;
- Sensor-Surface: 1.4mm (Mechanical Surface Detection), z = -2.0, 31.0
- Electronics: DAE4 Sn1428; Calibrated: 2019-01-11
- Phantom: SAM 3; Type: SAM; Serial: 1912
- DASY52 52.8.8(1222); SEMCAD X 14.6.10(7331)

Configuration/Body/Area Scan (9x16x1): Measurement grid: dx=12mm, dy=12mm
Maximum value of SAR (measured) = 0.0922 W/kg

Configuration/Body/Zoom Scan (7x7x7)/Cube 0: Measurement grid: dx=5mm, dy=5mm, dz=5mm
Reference Value = 4.288 V/m; Power Drift = -0.12 dB
Peak SAR (extrapolated) = 0.117 W/kg
SAR(1 g) = 0.066 W/kg; SAR(10 g) = 0.040 W/kg
Maximum value of SAR (measured) = 0.0977 W/kg

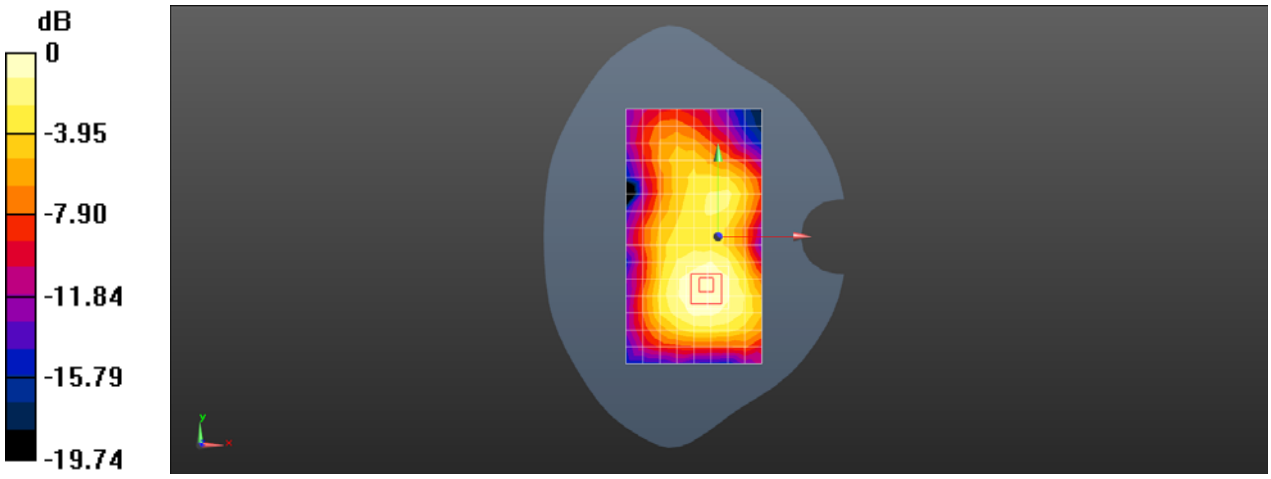

0 dB = 0.0977 W/kg = -10.10 dBW/kg

Date: 2019-03-03

Test Laboratory: SGS-SAR Lab

Hytera PDC680 UxB1 LTE Band 40 20M QPSK 1RB50 39550CH Right side 10mm

DUT: PDC680 UxB1; Type: Multi-mode Advanced Radio; Serial: 0607RD1007

Communication System: UID 0, LTE-TDD BW 20MHz (0); Frequency: 2390 MHz;Duty Cycle: 1:1.57906

Medium: MSL2300;Medium parameters used: f = 2390 MHz; σ = 1.82 S/m; ε_r = 51.559; ρ = 1000 kg/m^3
Phantom section: Flat Section

DASY 5 Configuration:

- Probe: EX3DV4 - SN3717; ConvF(7.26, 7.26, 7.26); Calibrated: 2018-11-22;
- Sensor-Surface: 1.4mm (Mechanical Surface Detection), z = -2.0, 31.0
- Electronics: DAE4 Sn1428; Calibrated: 2019-01-11
- Phantom: SAM 3; Type: SAM; Serial: 1912
- DASY52 52.8.8(1222); SEMCAD X 14.6.10(7331)

Configuration/Body/Area Scan (5x16x1): Measurement grid: dx=12mm, dy=12mm
Maximum value of SAR (measured) = 0.280 W/kg

Configuration/Body/Zoom Scan (7x7x7)/Cube 0: Measurement grid: dx=5mm, dy=5mm, dz=5mm
Reference Value = 8.713 V/m; Power Drift = 0.16 dB
Peak SAR (extrapolated) = 0.360 W/kg
SAR(1 g) = 0.201 W/kg; SAR(10 g) = 0.108 W/kg
Maximum value of SAR (measured) = 0.301 W/kg

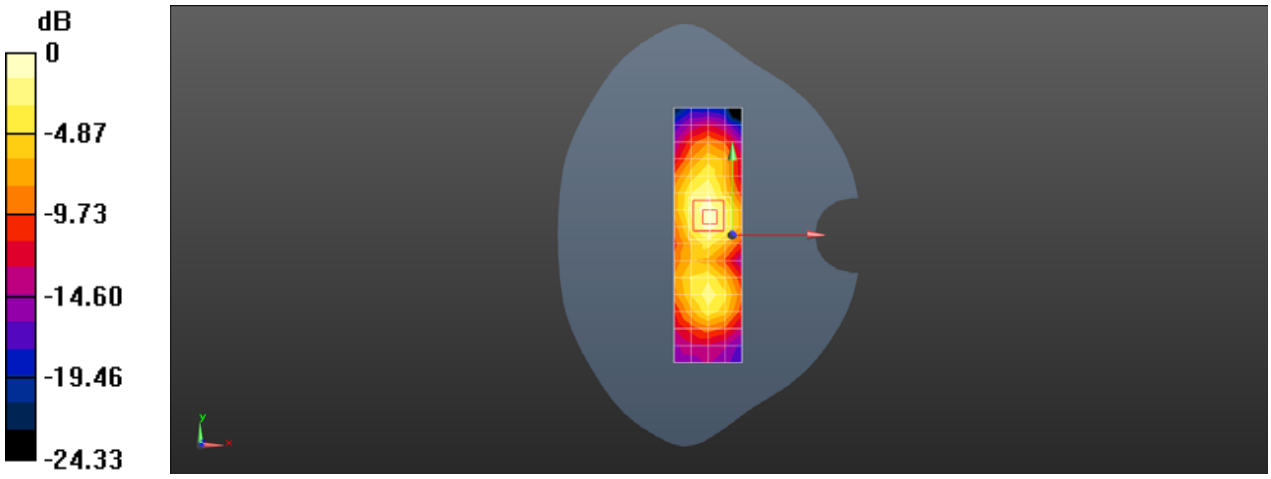

0 dB = 0.301 W/kg = -5.21 dBW/kg

Date: 2019-03-03

Test Laboratory: SGS-SAR Lab

Hytera PDC680 UxB1 LTE Band 41 20M QPSK 1RB0 40185CH Right cheek

DUT: PDC680 UxB1; Type: Multi-mode Advanced Radio; Serial: 0607RD1007

Communication System: UID 0, LTE-TDD BW 20MHz (0); Frequency: 2549.5 MHz;Duty Cycle: 1:1.57906

Medium: HSL2600;Medium parameters used (interpolated): f = 2549.5 MHz; σ = 1.907 S/m; ε_r = 37.861; ρ = 1000 kg/m^3
Phantom section: Right Section

DASY 5 Configuration:

- Probe: EX3DV4 - SN3717; ConvF(6.8, 6.8, 6.8); Calibrated: 2018-11-22;
- Sensor-Surface: 1.4mm (Mechanical Surface Detection), z = -2.0, 31.0
- Electronics: DAE4 Sn1428; Calibrated: 2019-01-11
- Phantom: SAM 4; Type: SAM; Serial: 1640
- DASY52 52.8.8(1222); SEMCAD X 14.6.10(7331)

Configuration/Head/Area Scan (9x16x1): Measurement grid: dx=12mm, dy=12mm
Maximum value of SAR (measured) = 0.469 W/kg

Configuration/Head/Zoom Scan (7x7x7)/Cube 0: Measurement grid: dx=5mm, dy=5mm, dz=5mm
Reference Value = 3.550 V/m; Power Drift = 0.05 dB
Peak SAR (extrapolated) = 0.632 W/kg
SAR(1 g) = 0.309 W/kg; SAR(10 g) = 0.153 W/kg
Maximum value of SAR (measured) = 0.515 W/kg

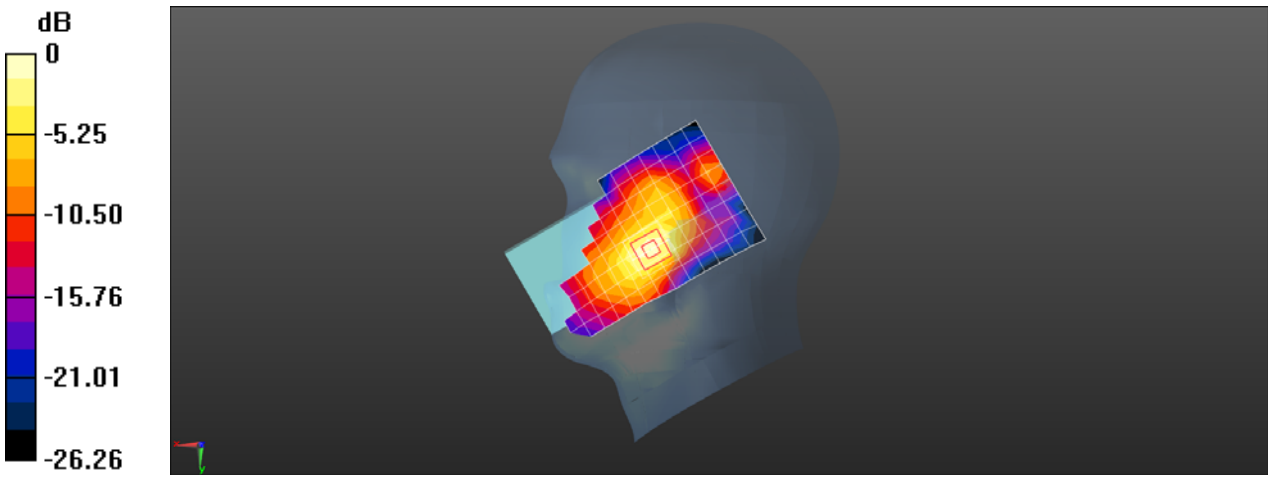

0 dB = 0.515 W/kg = -2.88 dBW/kg

Date: 2019-03-05

Test Laboratory: SGS-SAR Lab

Hytera PDC680 UxB1 LTE Band 41 20M QPSK 1RB0 40185CH Front side 15mm

DUT: PDC680 UxB1; Type: Multi-mode Advanced Radio; Serial: 0607RD1007

Communication System: UID 0, LTE-TDD BW 20MHz (0); Frequency: 2549.5 MHz;Duty Cycle: 1:1.57906

Medium: MSL2600;Medium parameters used (interpolated): f = 2549.5 MHz; σ = 2.001 S/m; ε_r = 51.242; ρ = 1000 kg/m^3
Phantom section: Flat Section

DASY 5 Configuration:

- Probe: EX3DV4 - SN3717; ConvF(6.99, 6.99, 6.99); Calibrated: 2018-11-22;
- Sensor-Surface: 1.4mm (Mechanical Surface Detection), z = -2.0, 31.0
- Electronics: DAE4 Sn1428; Calibrated: 2019-01-11
- Phantom: SAM 3; Type: SAM; Serial: 1912
- DASY52 52.8.8(1222); SEMCAD X 14.6.10(7331)

Configuration/Body/Area Scan (9x16x1): Measurement grid: dx=12mm, dy=12mm
Maximum value of SAR (measured) = 0.0874 W/kg

Configuration/Body/Zoom Scan (7x7x7)/Cube 0: Measurement grid: dx=5mm, dy=5mm, dz=5mm
Reference Value = 3.118 V/m; Power Drift = 0.06 dB
Peak SAR (extrapolated) = 0.115 W/kg
SAR(1 g) = 0.061 W/kg; SAR(10 g) = 0.034 W/kg
Maximum value of SAR (measured) = 0.0941 W/kg

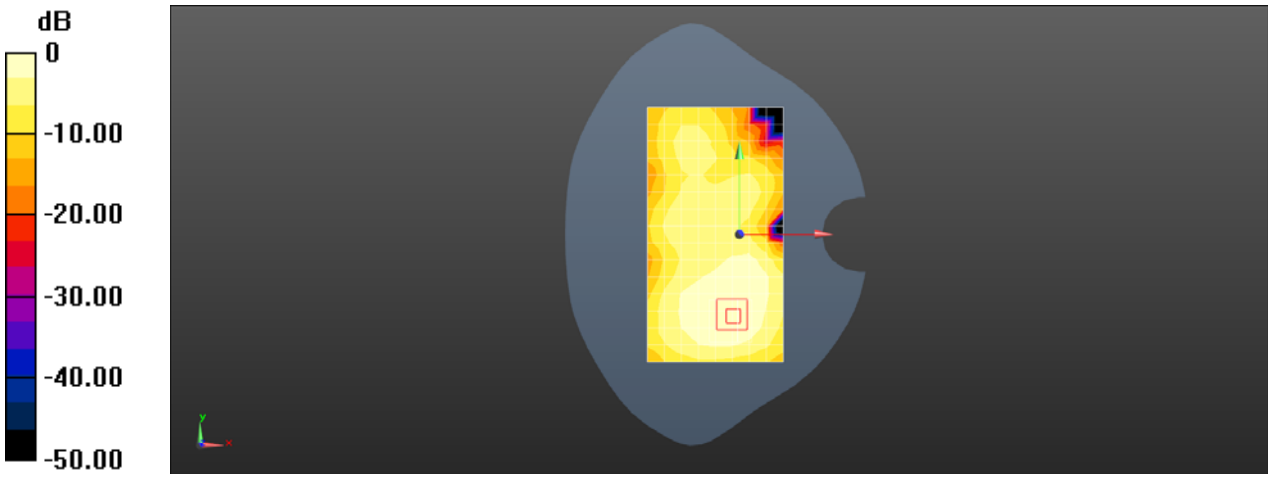

0 dB = 0.0941 W/kg = -10.26 dBW/kg

Date: 2019-03-05

Test Laboratory: SGS-SAR Lab

Hytera PDC680 UxB1 LTE Band 41 20M QPSK 1RB0 40185CH Right side 10mm

DUT: PDC680 UxB1; Type: Multi-mode Advanced Radio; Serial: 0607RD1007

Communication System: UID 0, LTE-TDD BW 20MHz (0); Frequency: 2549.5 MHz;Duty Cycle: 1:1.57906

Medium: MSL2600;Medium parameters used (interpolated): f = 2549.5 MHz; σ = 2.001 S/m; ε_r = 51.242; ρ = 1000 kg/m^3
Phantom section: Flat Section

DASY 5 Configuration:

- Probe: EX3DV4 - SN3717; ConvF(6.99, 6.99, 6.99); Calibrated: 2018-11-22;
- Sensor-Surface: 1.4mm (Mechanical Surface Detection), z = -2.0, 31.0
- Electronics: DAE4 Sn1428; Calibrated: 2019-01-11
- Phantom: SAM 3; Type: SAM; Serial: 1912
- DASY52 52.8.8(1222); SEMCAD X 14.6.10(7331)

Configuration/Body/Area Scan (5x16x1): Measurement grid: dx=12mm, dy=12mm
Maximum value of SAR (measured) = 0.219 W/kg

Configuration/Body/Zoom Scan (7x7x7)/Cube 0: Measurement grid: dx=5mm, dy=5mm, dz=5mm
Reference Value = 5.544 V/m; Power Drift = 0.03 dB
Peak SAR (extrapolated) = 0.280 W/kg
SAR(1 g) = 0.153 W/kg; SAR(10 g) = 0.082 W/kg
Maximum value of SAR (measured) = 0.231 W/kg

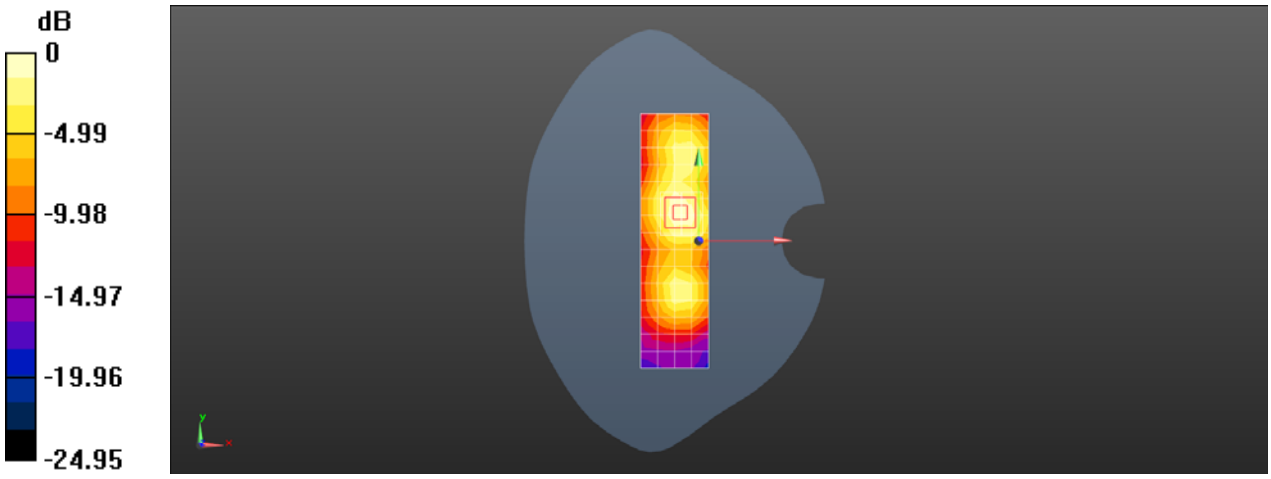

0 dB = 0.231 W/kg = -6.36 dBW/kg

Date: 2019-03-15

Test Laboratory: SGS-SAR Lab

Hytera PDC680 UxB1 WIFI 802.11b 11CH Left cheek

DUT: PDC680 UxB1; Type: Multi-mode Advanced Radio; Serial: 0607RD1007

Communication System: UID 0, WI-FI(2.4GHz) (0); Frequency: 2462 MHz;Duty Cycle: 1:1

Medium: HSL2450;Medium parameters used: f = 2462 MHz; σ = 1.756 S/m; ε_r = 38.922; ρ = 1000 kg/m^3
Phantom section: Left Section

DASY 5 Configuration:

- Probe: EX3DV4 - SN3962; ConvF(7.58, 7.58, 7.58); Calibrated: 2019-02-25;
- Sensor-Surface: 1.4mm (Mechanical Surface Detection), z = -2.0, 31.0
- Electronics: DAE4 Sn896; Calibrated: 2018-11-08
- Phantom: SAM 1; Type: SAM; Serial: 1283
- DASY52 52.8.8(1222); SEMCAD X 14.6.10(7331)

Configuration/Head/Area Scan (9x16x1): Measurement grid: dx=12mm, dy=12mm
Maximum value of SAR (measured) = 0.0492 W/kg

Configuration/Head/Zoom Scan (7x7x7)/Cube 0: Measurement grid: dx=5mm, dy=5mm, dz=5mm
Reference Value = 3.291 V/m; Power Drift = -0.03 dB
Peak SAR (extrapolated) = 0.0750 W/kg
SAR(1 g) = 0.036 W/kg; SAR(10 g) = 0.017 W/kg
Maximum value of SAR (measured) = 0.0598 W/kg



0 dB = 0.0598 W/kg = -12.23 dBW/kg

Date: 2019-03-16

Test Laboratory: SGS-SAR Lab

Hytera PDC680 UxB1 WIFI 802.11b 11CH Back side 15mm

DUT: PDC680 UxB1; Type: Multi-mode Advanced Radio; Serial: 0607RD1007

Communication System: UID 0, WI-FI(2.4GHz) (0); Frequency: 2462 MHz;Duty Cycle: 1:1

Medium: MSL2450;Medium parameters used: f = 2462 MHz; σ = 1.916 S/m; ε_r = 51.606; ρ = 1000 kg/m^3
Phantom section: Flat Section

DASY 5 Configuration:

- Probe: EX3DV4 - SN3962; ConvF(7.7, 7.7, 7.7); Calibrated: 2019-02-25;
- Sensor-Surface: 1.4mm (Mechanical Surface Detection), z = -2.0, 31.0
- Electronics: DAE4 Sn896; Calibrated: 2018-11-08
- Phantom: SAM 2; Type: SAM; Serial: 1913
- DASY52 52.8.8(1222); SEMCAD X 14.6.10(7331)

Configuration/Body/Area Scan (9x16x1): Measurement grid: dx=12mm, dy=12mm
Maximum value of SAR (measured) = 0.0328 W/kg

Configuration/Body/Zoom Scan (7x7x7)/Cube 0: Measurement grid: dx=5mm, dy=5mm, dz=5mm
Reference Value = 1.852 V/m; Power Drift = 0.06 dB
Peak SAR (extrapolated) = 0.0410 W/kg
SAR(1 g) = 0.016 W/kg; SAR(10 g) = 0.0081 W/kg
Maximum value of SAR (measured) = 0.0318 W/kg

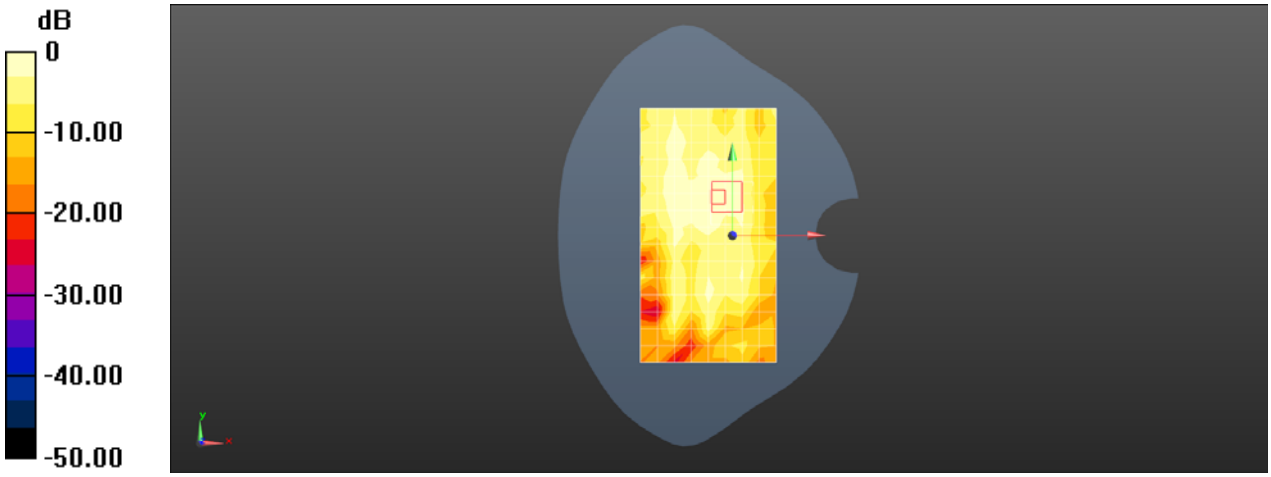

0 dB = 0.0318 W/kg = -14.98 dBW/kg

Date: 2019-03-16

Test Laboratory: SGS-SAR Lab

Hytera PDC680 UxB1 WIFI 802.11b 11CH Right side 10mm

DUT: PDC680 UxB1; Type: Multi-mode Advanced Radio; Serial: 0607RD1007

Communication System: UID 0, WI-FI(2.4GHz) (0); Frequency: 2462 MHz;Duty Cycle: 1:1

Medium: MSL2450;Medium parameters used: f = 2462 MHz; σ = 1.916 S/m; ε_r = 51.606; ρ = 1000 kg/m^3
Phantom section: Flat Section

DASY 5 Configuration:

- Probe: EX3DV4 - SN3962; ConvF(7.7, 7.7, 7.7); Calibrated: 2019-02-25;
- Sensor-Surface: 1.4mm (Mechanical Surface Detection), z = -2.0, 31.0
- Electronics: DAE4 Sn896; Calibrated: 2018-11-08
- Phantom: SAM 2; Type: SAM; Serial: 1913
- DASY52 52.8.8(1222); SEMCAD X 14.6.10(7331)

Configuration/Body/Area Scan (6x16x1): Measurement grid: dx=12mm, dy=12mm
Maximum value of SAR (measured) = 0.0801 W/kg

Configuration/Body/Zoom Scan (7x7x7)/Cube 0: Measurement grid: dx=5mm, dy=5mm, dz=5mm
Reference Value = 1.851 V/m; Power Drift = 0.04 dB
Peak SAR (extrapolated) = 0.105 W/kg
SAR(1 g) = 0.054 W/kg; SAR(10 g) = 0.028 W/kg
Maximum value of SAR (measured) = 0.0835 W/kg

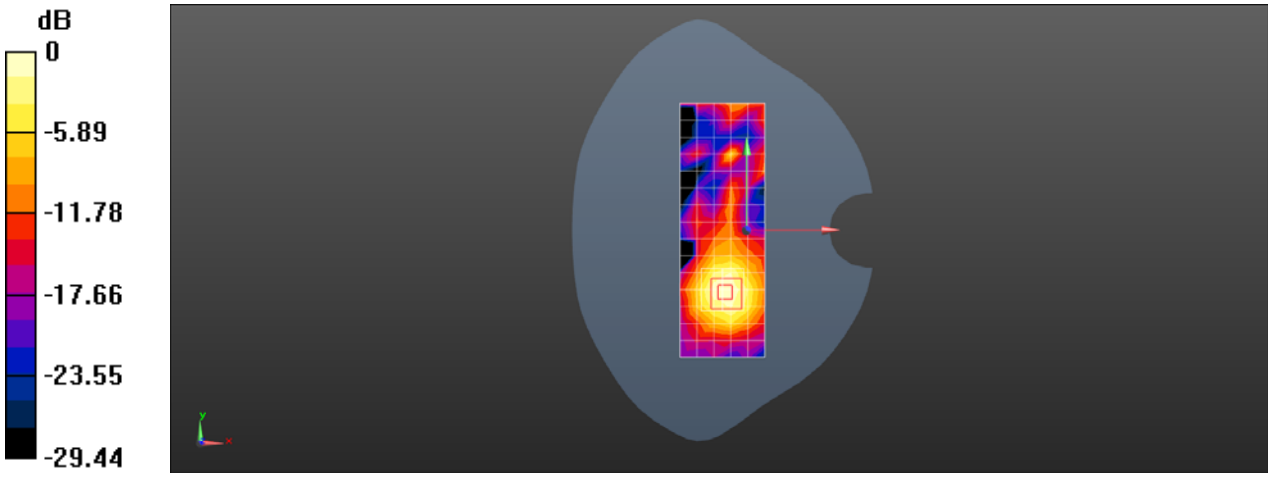

0 dB = 0.0835 W/kg = -10.78 dBW/kg