Appendix G

Detailed Test Results

1. GSM
GSM850 for Front to the mouth and Body
GSM1900 for Front to the mouth and Body
2. WCDMA
WCDMA Band II for Front to the mouth and Body
WCDMA Band IV for Front to the mouth and Body
WCDMA Band V for Front to the mouth and Body
3. LTE
LTE Band 2 for Front to the mouth and Body
LTE Band 4 for Front to the mouth and Body
LTE Band 5 for Front to the mouth and Body
LTE Band 7 for Front to the mouth and Body
LTE Band 12 for Front to the mouth and Body
LTE Band 17 for Front to the mouth and Body
LTE Band 26 for Front to the mouth and Body
LTE Band 38 for Front to the mouth and Body
LTE Band 41 for Front to the mouth and Body
4. WiFi
WiFi 2.4G for Front to the mouth and Body

Date: 2019-06-18

Test Laboratory: SGS-SAR Lab

GSM850 GPRS 3TS 190CH Front to the mouth 10mm

DUT: PNC370; Type: PoC LTE Terminal; Serial: A07B9A0670

Communication System: UID 0, GPRS/EGPRS Mode(3up) Communication System (0); Frequency: 836.6 MHz;Duty Cycle: 1:2.77013

Medium: HSL835;Medium parameters used: f = 837 MHz; σ = 0.944 S/m; ε_r = 42.263; ρ = 1000 kg/m^3
Phantom section: Flat Section

DASY 5 Configuration:

- Probe: EX3DV4 - SN3923; ConvF(10.37, 10.37, 10.37); Calibrated: 2018-09-30;
- Sensor-Surface: 1.4mm (Mechanical Surface Detection), z = -2.0, 31.0
- Electronics: DAE4 Sn1428; Calibrated: 2019-01-11
- Phantom: SAM 3; Type: SAM; Serial: 1912
- DASY52 52.8.8(1222); SEMCAD X 14.6.10(7331)

Configuration/Body/Area Scan (7x13x1): Measurement grid: dx=15mm, dy=15mm
Maximum value of SAR (measured) = 0.873 W/kg

Configuration/Body/Zoom Scan (5x5x7)/Cube 0: Measurement grid: dx=8mm, dy=8mm, dz=5mm
Reference Value = 26.96 V/m; Power Drift = -0.14 dB
Peak SAR (extrapolated) = 1.01 W/kg
SAR(1 g) = 0.717 W/kg; SAR(10 g) = 0.517 W/kg
Maximum value of SAR (measured) = 0.911 W/kg

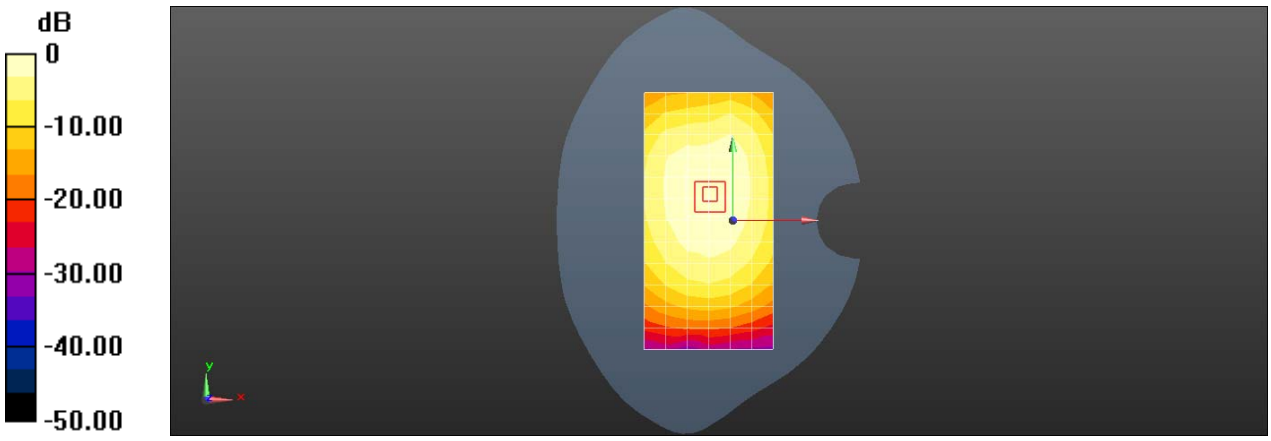

0 dB = 0.911 W/kg = -0.40 dBW/kg

Date: 2019-05-24

Test Laboratory: SGS-SAR Lab

GSM 850 GPRS 3TS 190CH Back side 15mm

DUT: PNC370; Type: PoC LTE Terminal; Serial: A07B9A0670

Communication System: UID 0, GPRS/EGPRS Mode(3up) Communication System (0); Frequency: 836.6 MHz;Duty Cycle: 1:2.77013

Medium: MSL835;Medium parameters used: f = 837 MHz; σ = 1 S/m; ε_r = 57.822; ρ = 1000 kg/m^3
Phantom section: Flat Section

DASY 5 Configuration:

- Probe: EX3DV4 - SN3793; ConvF(9.11, 9.11, 9.11); Calibrated: 2019-03-25;
- Sensor-Surface: 1.4mm (Mechanical Surface Detection), z = -2.0, 31.0
- Electronics: DAE3 Sn414; Calibrated: 2018-12-03
- Phantom: SAM 1; Type: SAM; Serial: 1283
- DASY52 52.8.8(1222); SEMCAD X 14.6.10(7331)

Configuration/Body/Area Scan (7x12x1): Measurement grid: dx=15mm, dy=15mm
Maximum value of SAR (measured) = 1.35 W/kg

Configuration/Body/Zoom Scan (5x5x7)/Cube 0: Measurement grid: dx=8mm, dy=8mm, dz=5mm
Reference Value = 27.68 V/m; Power Drift = 0.00 dB
Peak SAR (extrapolated) = 1.57 W/kg
SAR(1 g) = 1.07 W/kg; SAR(10 g) = 0.734 W/kg
Maximum value of SAR (measured) = 1.40 W/kg

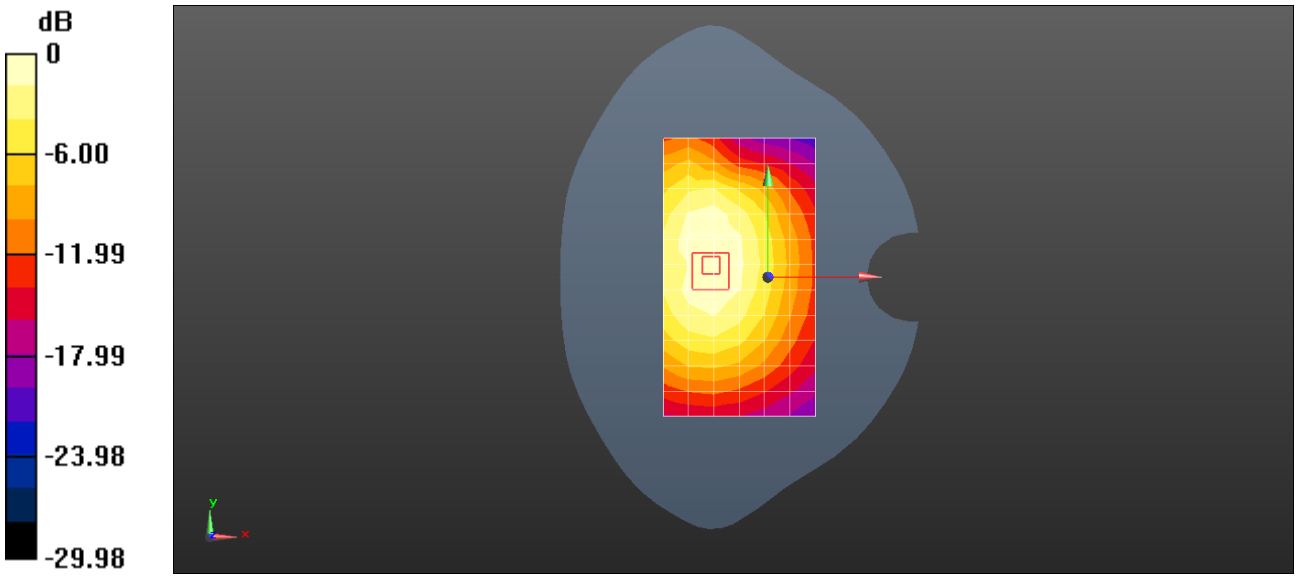

0 dB = 1.40 W/kg = 1.46 dBW/kg

Date: 2019-05-24

Test Laboratory: SGS-SAR Lab

GSM 850 GPRS 3TS 190CH Back side with Back splint 0mm

DUT: PNC370; Type: PoC LTE Terminal; Serial: A07B9A0670

Communication System: UID 0, GPRS/EGPRS Mode(3up) Communication System (0); Frequency: 836.6 MHz;Duty Cycle: 1:2.77013

Medium: MSL835;Medium parameters used: f = 837 MHz; σ = 1 S/m; ε_r = 57.822; ρ = 1000 kg/m^3
Phantom section: Flat Section

DASY 5 Configuration:

- Probe: EX3DV4 - SN3793; ConvF(9.11, 9.11, 9.11); Calibrated: 2019-03-25;
- Sensor-Surface: 1.4mm (Mechanical Surface Detection), z = -2.0, 31.0
- Electronics: DAE3 Sn414; Calibrated: 2018-12-03
- Phantom: SAM 1; Type: SAM; Serial: 1283
- DASY52 52.8.8(1222); SEMCAD X 14.6.10(7331)

Configuration/Body/Area Scan (7x12x1): Measurement grid: dx=15mm, dy=15mm
Maximum value of SAR (measured) = 1.46 W/kg

Configuration/Body/Zoom Scan (5x5x7)/Cube 0: Measurement grid: dx=8mm, dy=8mm, dz=5mm
Reference Value = 28.26 V/m; Power Drift = 0.02 dB
Peak SAR (extrapolated) = 1.69 W/kg
SAR(1 g) = 1.16 W/kg; SAR(10 g) = 0.823 W/kg
Maximum value of SAR (measured) = 1.48 W/kg

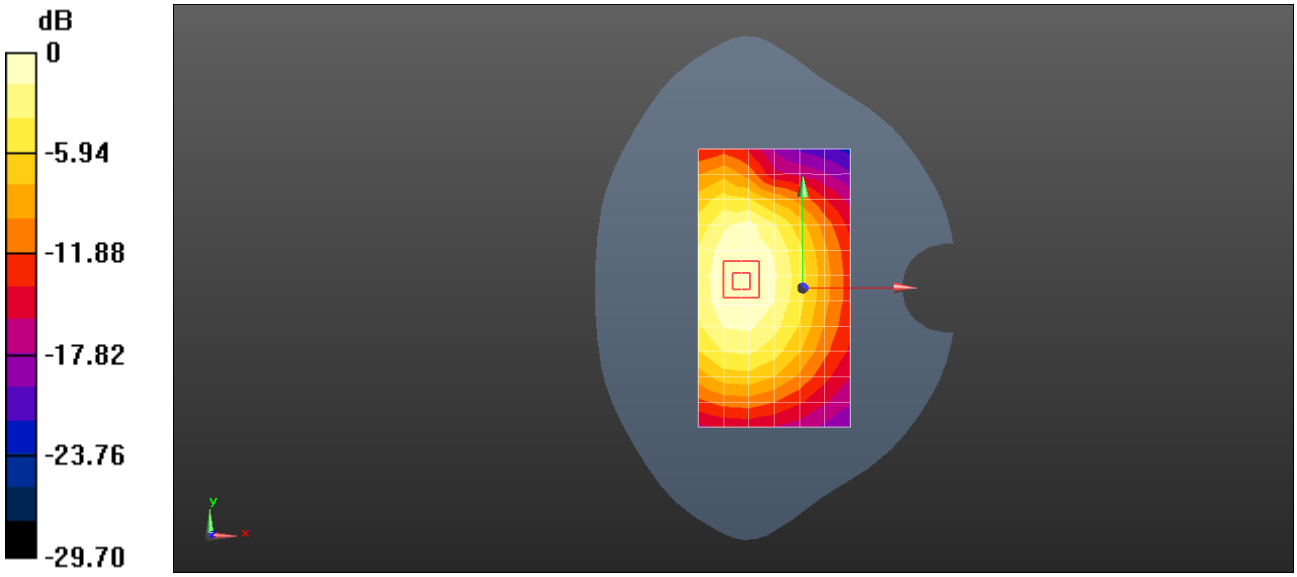

0 dB = 1.48 W/kg = 1.70 dBW/kg

Date: 2019-06-20

Test Laboratory: SGS-SAR Lab

GSM1900 GPRS 3TS 661CH Front to the mouth 10mm

DUT: PNC370; Type: PoC LTE Terminal; Serial: A07B9A0670

Communication System: UID 0, GPRS/EGPRS Mode(3up) Communication System (0); Frequency: 1880 MHz;Duty Cycle: 1:2.77013

Medium: HSL1900;Medium parameters used: f = 1880 MHz; σ = 1.372 S/m; ε_r = 41.692; ρ = 1000 kg/m^3
Phantom section: Flat Section

DASY 5 Configuration:

- Probe: EX3DV4 - SN3793; ConvF(7.54, 7.54, 7.54); Calibrated: 2019-03-25;
- Sensor-Surface: 1.4mm (Mechanical Surface Detection), z = -2.0, 31.0
- Electronics: DAE3 Sn414; Calibrated: 2018-12-03
- Phantom: SAM 1; Type: SAM; Serial: 1283
- DASY52 52.8.8(1222); SEMCAD X 14.6.10(7331)

Configuration/Body/Area Scan (7x13x1): Measurement grid: dx=15mm, dy=15mm
Maximum value of SAR (measured) = 0.640 W/kg

Configuration/Body/Zoom Scan (5x5x7)/Cube 0: Measurement grid: dx=8mm, dy=8mm, dz=5mm
Reference Value = 10.32 V/m; Power Drift = 0.00 dB
Peak SAR (extrapolated) = 0.798 W/kg
SAR(1 g) = 0.483 W/kg; SAR(10 g) = 0.291 W/kg
Maximum value of SAR (measured) = 0.683 W/kg

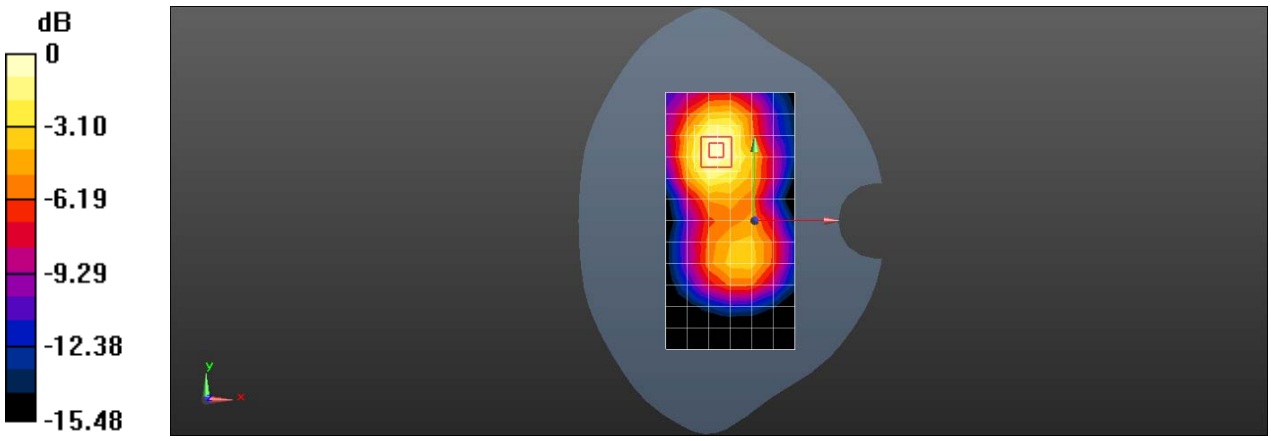

0 dB = 0.683 W/kg = -1.66 dBW/kg

Date: 2019-04-08

Test Laboratory: SGS-SAR Lab

GSM 1900 GPRS 3TS 661Ch Back side 15mm

DUT: PNC370; Type: PoC LTE Terminal; Serial: A07B9A0632

Communication System: UID 0, GPRS/EGPRS Mode(3up) Communication System (0); Frequency: 1880 MHz;Duty Cycle: 1:2.77013

Medium: MSL1900;Medium parameters used: f = 1880 MHz; σ = 1.522 S/m; ε_r = 53.099; ρ = 1000 kg/m^3
Phantom section: Flat Section

DASY 5 Configuration:

- Probe: EX3DV4 - SN3982; ConvF(8.13, 8.13, 8.13); Calibrated: 2018-04-10;
- Sensor-Surface: 1.4mm (Mechanical Surface Detection), z = -2.0, 31.0
- Electronics: DAE4 Sn1267; Calibrated: 2018-12-03
- Phantom: ELI5; Type: ELI5; Serial: 1143
- DASY52 52.8.8(1222); SEMCAD X 14.6.10(7331)

Configuration/Body/Area Scan (7x12x1): Measurement grid: dx=15mm, dy=15mm
Maximum value of SAR (measured) = 0.711 W/kg

Configuration/Body/Zoom Scan (5x5x7)/Cube 0: Measurement grid: dx=8mm, dy=8mm, dz=5mm
Reference Value = 8.856 V/m; Power Drift = -0.04 dB
Peak SAR (extrapolated) = 0.891 W/kg
SAR(1 g) = 0.537 W/kg; SAR(10 g) = 0.326 W/kg
Maximum value of SAR (measured) = 0.754 W/kg

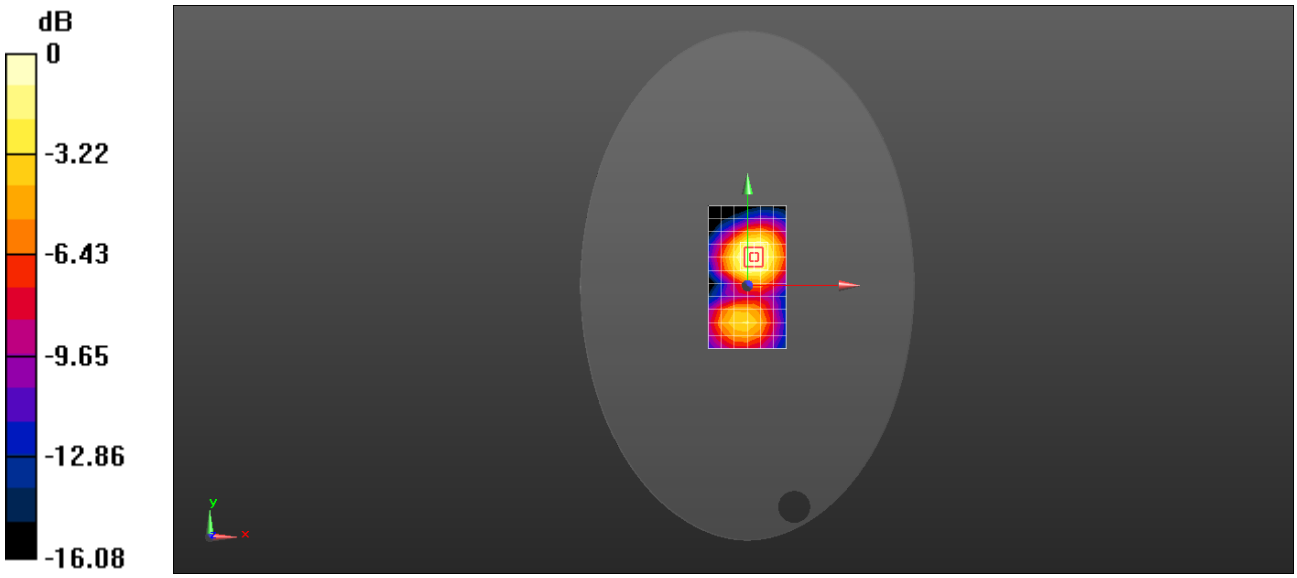

0 dB = 0.754 W/kg = -1.23 dBW/kg

Date: 2019-04-08

Test Laboratory: SGS-SAR Lab

GSM 1900 GPRS 3TS 661Ch Back side 0mm with Back splint

DUT: PNC370; Type: PoC LTE Terminal; Serial: A07B9A0632

Communication System: UID 0, GPRS/EGPRS Mode(3up) Communication System (0); Frequency: 1880 MHz;Duty Cycle: 1:2.77013

Medium: MSL1900;Medium parameters used: f = 1880 MHz; σ = 1.522 S/m; ε_r = 53.099; ρ = 1000 kg/m^3
Phantom section: Flat Section

DASY 5 Configuration:

- Probe: EX3DV4 - SN3982; ConvF(8.13, 8.13, 8.13); Calibrated: 2018-04-10;
- Sensor-Surface: 1.4mm (Mechanical Surface Detection), z = -2.0, 31.0
- Electronics: DAE4 Sn1267; Calibrated: 2018-12-03
- Phantom: ELI5; Type: ELI5; Serial: 1143
- DASY52 52.8.8(1222); SEMCAD X 14.6.10(7331)

Configuration/Body/Area Scan (7x12x1): Measurement grid: dx=15mm, dy=15mm
Maximum value of SAR (measured) = 1.09 W/kg

Configuration/Body/Zoom Scan (5x5x7)/Cube 0: Measurement grid: dx=8mm, dy=8mm, dz=5mm
Reference Value = 13.08 V/m; Power Drift = -0.06 dB
Peak SAR (extrapolated) = 1.31 W/kg
SAR(1 g) = 0.776 W/kg; SAR(10 g) = 0.443 W/kg
Maximum value of SAR (measured) = 1.07 W/kg

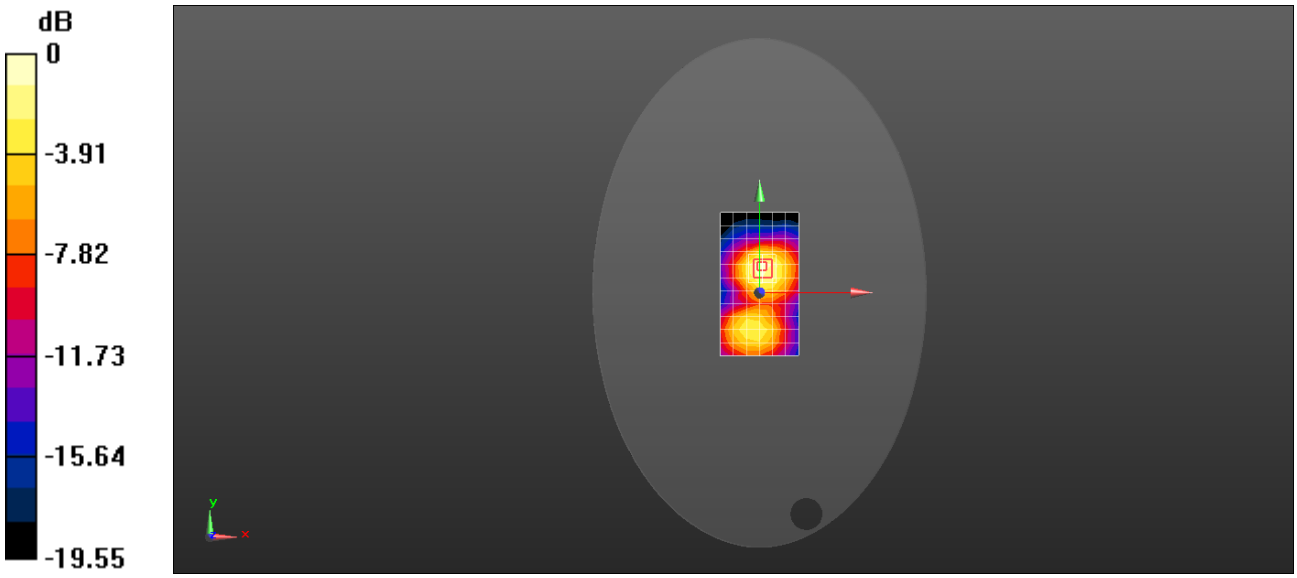

0 dB = 1.07 W/kg = 0.29 dBW/kg

Date: 2019-06-20

Test Laboratory: SGS-SAR Lab

WCDMA Band II RMC 9400CH Front to the mouth 10mm

DUT: PNC370; Type: PoC LTE Terminal; Serial: A07B9A0670

Communication System: UID 0, WCDMA (0); Frequency: 1880 MHz;Duty Cycle: 1:1

Medium: HSL1900;Medium parameters used: f = 1880 MHz; σ = 1.372 S/m; ε_r = 41.692; ρ = 1000 kg/m^3
Phantom section: Flat Section

DASY 5 Configuration:

- Probe: EX3DV4 - SN3793; ConvF(7.54, 7.54, 7.54); Calibrated: 2019-03-25;
- Sensor-Surface: 1.4mm (Mechanical Surface Detection), z = -2.0, 31.0
- Electronics: DAE3 Sn414; Calibrated: 2018-12-03
- Phantom: SAM 1; Type: SAM; Serial: 1283
- DASY52 52.8.8(1222); SEMCAD X 14.6.10(7331)

Configuration/Body/Area Scan (7x13x1): Measurement grid: dx=15mm, dy=15mm
Maximum value of SAR (measured) = 0.942 W/kg

Configuration/Body/Zoom Scan (5x5x7)/Cube 0: Measurement grid: dx=8mm, dy=8mm, dz=5mm
Reference Value = 12.35 V/m; Power Drift = -0.07 dB
Peak SAR (extrapolated) = 1.19 W/kg
SAR(1 g) = 0.704 W/kg; SAR(10 g) = 0.420 W/kg
Maximum value of SAR (measured) = 1.01 W/kg

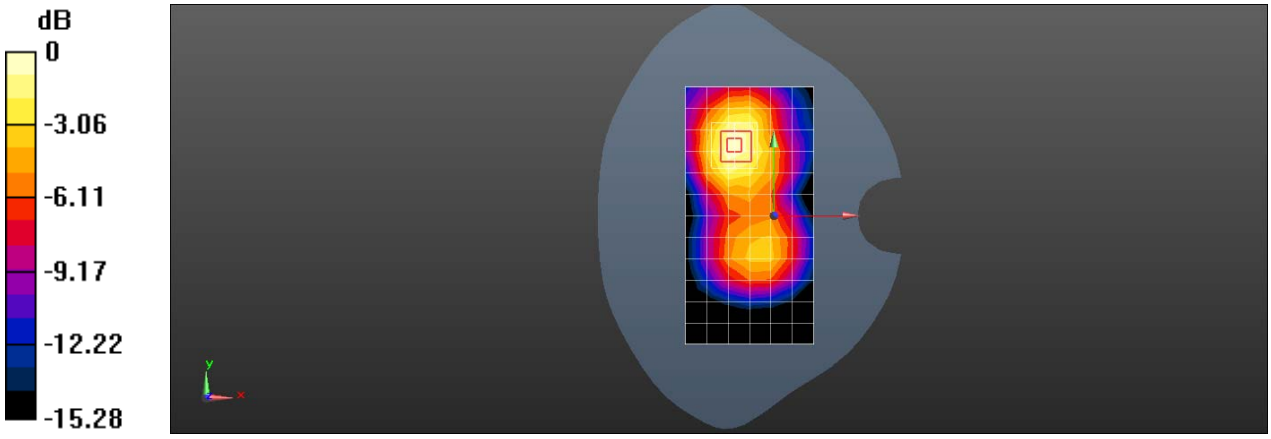

0 dB = 1.01 W/kg = 0.04 dBW/kg

Date: 2019-04-08

Test Laboratory: SGS-SAR Lab

WCDMA Band II RMC 9400Ch Back side 15mm

DUT: PNC370; Type: PoC LTE Terminal; Serial: A07B9A0632

Communication System: UID 0, WCDMA (0); Frequency: 1880 MHz;Duty Cycle: 1:1

Medium: MSL1900;Medium parameters used: f = 1880 MHz; σ = 1.522 S/m; ε_r = 53.099; ρ = 1000 kg/m^3
Phantom section: Flat Section

DASY 5 Configuration:

- Probe: EX3DV4 - SN3982; ConvF(8.13, 8.13, 8.13); Calibrated: 2018-04-10;
- Sensor-Surface: 1.4mm (Mechanical Surface Detection), z = -2.0, 31.0
- Electronics: DAE4 Sn1267; Calibrated: 2018-12-03
- Phantom: ELI5; Type: ELI5; Serial: 1143
- DASY52 52.8.8(1222); SEMCAD X 14.6.10(7331)

Configuration/Body/Area Scan (7x12x1): Measurement grid: dx=15mm, dy=15mm
Maximum value of SAR (measured) = 0.957 W/kg

Configuration/Body/Zoom Scan (5x5x7)/Cube 0: Measurement grid: dx=8mm, dy=8mm, dz=5mm
Reference Value = 10.78 V/m; Power Drift = -0.00 dB
Peak SAR (extrapolated) = 1.23 W/kg
SAR(1 g) = 0.722 W/kg; SAR(10 g) = 0.440 W/kg
Maximum value of SAR (measured) = 1.03 W/kg

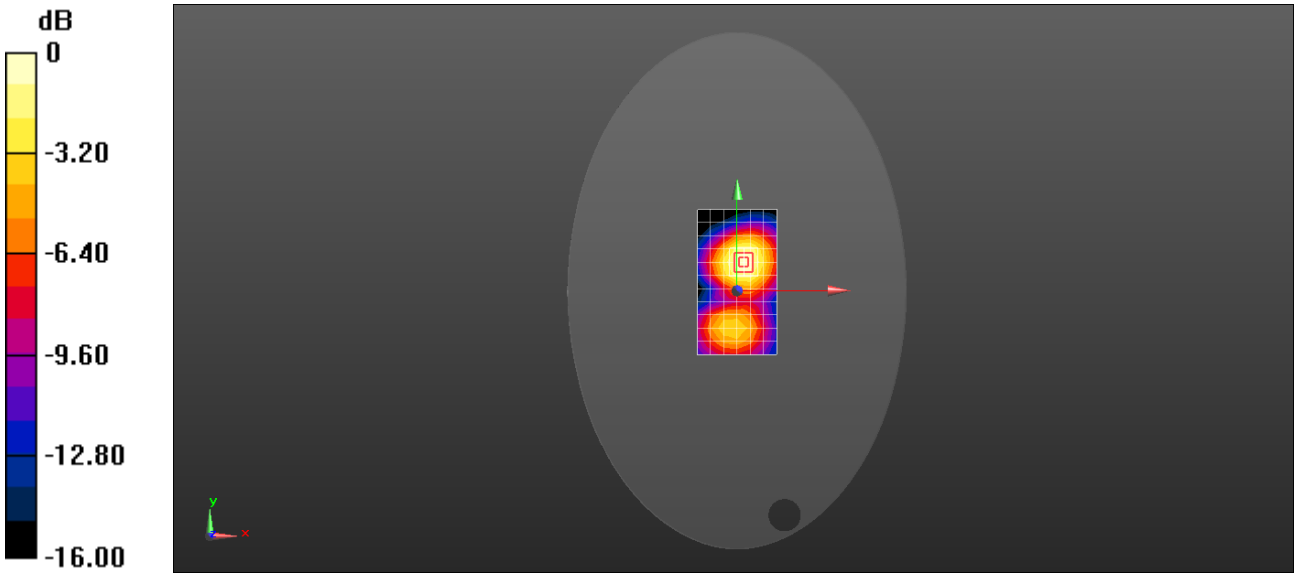

0 dB = 1.03 W/kg = 0.13 dBW/kg

Date: 2019-04-08

Test Laboratory: SGS-SAR Lab

WCDMA Band II RMC 9538Ch Back side 0mm with Back splint

DUT: PNC370; Type: PoC LTE Terminal; Serial: A07B9A0632

Communication System: UID 0, WCDMA (0); Frequency: 1907.6 MHz;Duty Cycle: 1:1

Medium: MSL1900;Medium parameters used: f = 1908 MHz; σ = 1.532 S/m; ε_r = 52.999; ρ = 1000 kg/m^3
Phantom section: Flat Section

DASY 5 Configuration:

- Probe: EX3DV4 - SN3982; ConvF(8.13, 8.13, 8.13); Calibrated: 2018-04-10;
- Sensor-Surface: 1.4mm (Mechanical Surface Detection), z = -2.0, 31.0
- Electronics: DAE4 Sn1267; Calibrated: 2018-12-03
- Phantom: ELI5; Type: ELI5; Serial: 1143
- DASY52 52.8.8(1222); SEMCAD X 14.6.10(7331)

Configuration/Body/Area Scan (7x12x1): Measurement grid: dx=15mm, dy=15mm
Maximum value of SAR (measured) = 1.51 W/kg

Configuration/Body/Zoom Scan (5x5x7)/Cube 0: Measurement grid: dx=8mm, dy=8mm, dz=5mm
Reference Value = 16.25 V/m; Power Drift = 0.04 dB
Peak SAR (extrapolated) = 1.94 W/kg
SAR(1 g) = 1.08 W/kg; SAR(10 g) = 0.615 W/kg
Maximum value of SAR (measured) = 1.56 W/kg

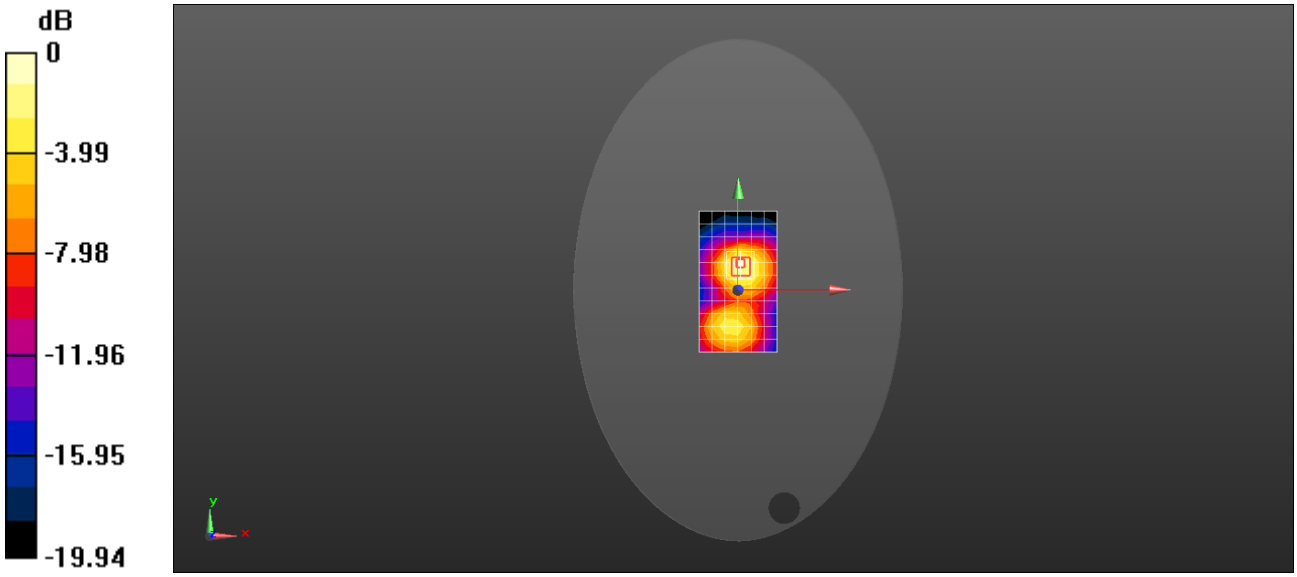

0 dB = 1.56 W/kg = 1.93 dBW/kg

Date: 2019-06-19

Test Laboratory: SGS-SAR Lab

WCDMA Band IV RMC 1412CH Front to the mouth 10mm

DUT: PNC370; Type: PoC LTE Terminal; Serial: A07B9A0670

Communication System: UID 0, WCDMA (0); Frequency: 1732.4 MHz;Duty Cycle: 1:1

Medium: HSL1750;Medium parameters used (interpolated): f = 1732.4 MHz; σ = 1.347 S/m; ε_r = 40.516; ρ = 1000 kg/m^3
Phantom section: Flat Section

DASY 5 Configuration:

- Probe: EX3DV4 - SN3793; ConvF(7.85, 7.85, 7.85); Calibrated: 2019-03-25;
- Sensor-Surface: 1.4mm (Mechanical Surface Detection), z = -2.0, 31.0
- Electronics: DAE3 Sn414; Calibrated: 2018-12-03
- Phantom: SAM 1; Type: SAM; Serial: 1283
- DASY52 52.8.8(1222); SEMCAD X 14.6.10(7331)

Configuration/Body/Area Scan (7x13x1): Measurement grid: dx=15mm, dy=15mm
Maximum value of SAR (measured) = 0.939 W/kg

Configuration/Body/Zoom Scan (5x5x7)/Cube 0: Measurement grid: dx=8mm, dy=8mm, dz=5mm
Reference Value = 18.59 V/m; Power Drift = 0.07 dB
Peak SAR (extrapolated) = 1.15 W/kg
SAR(1 g) = 0.700 W/kg; SAR(10 g) = 0.429 W/kg
Maximum value of SAR (measured) = 0.984 W/kg

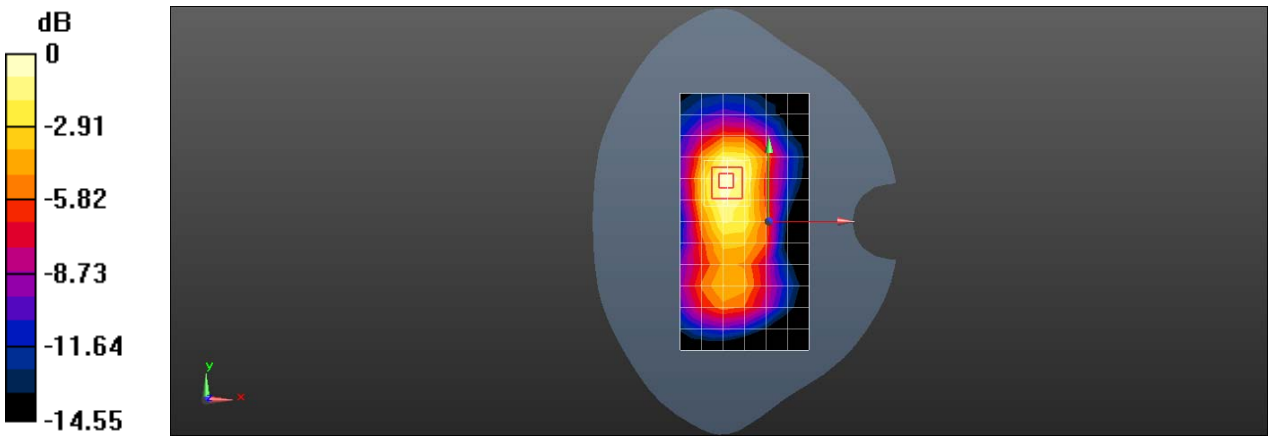

0 dB = 0.984 W/kg = -0.07 dBW/kg

Date: 2019-06-10

Test Laboratory: SGS-SAR Lab

WCDMA Band IV RMC 1412CH Back side 15mm

DUT: PNC370; Type: PoC LTE Terminal; Serial: A07B9A0632

Communication System: UID 0, WCDMA (0); Frequency: 1732.4 MHz;Duty Cycle: 1:1

Medium: MSL1750;Medium parameters used (interpolated): f = 1732.4 MHz; σ = 1.523 S/m; ε_r = 52.974; ρ = 1000 kg/m^3
Phantom section: Flat Section

DASY 5 Configuration:

- Probe: EX3DV4 - SN3923; ConvF(8.51, 8.51, 8.51); Calibrated: 2018-09-30;
- Sensor-Surface: 1.4mm (Mechanical Surface Detection), z = -2.0, 31.0
- Electronics: DAE4 Sn1428; Calibrated: 2019-01-11
- Phantom: ELI V5.0; Type: ELI; Serial: 1123
- DASY52 52.8.8(1222); SEMCAD X 14.6.10(7331)

Configuration/Body/Area Scan (7x13x1): Measurement grid: dx=15mm, dy=15mm
Maximum value of SAR (measured) = 0.859 W/kg

Configuration/Body/Zoom Scan (5x5x7)/Cube 0: Measurement grid: dx=8mm, dy=8mm, dz=5mm
Reference Value = 8.961 V/m; Power Drift = -0.17 dB
Peak SAR (extrapolated) = 1.04 W/kg
SAR(1 g) = 0.672 W/kg; SAR(10 g) = 0.408 W/kg
Maximum value of SAR (measured) = 0.893 W/kg

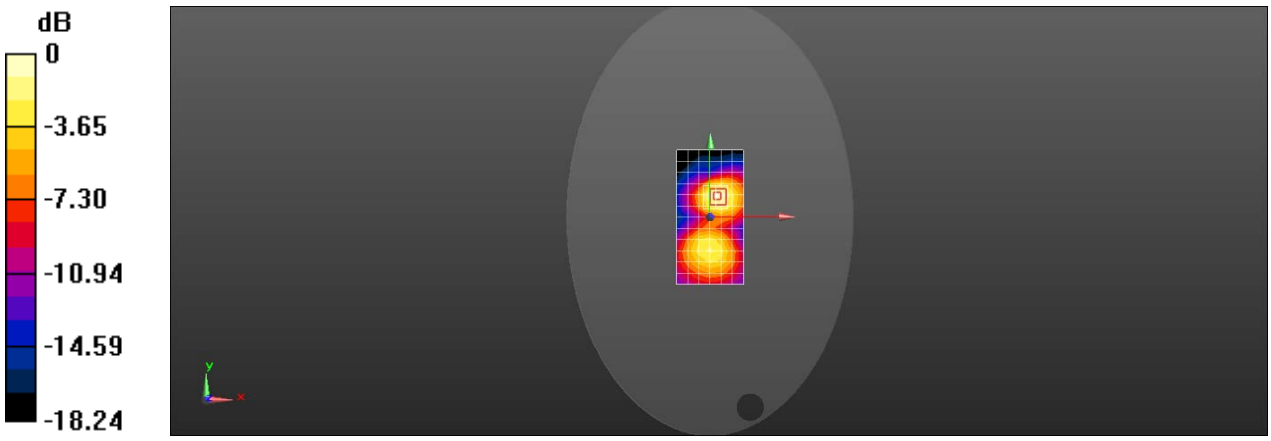

0 dB = 0.893 W/kg = -0.49 dBW/kg

Date: 2019-06-10

Test Laboratory: SGS-SAR Lab

WCDMA Band IV RMC 1513CH Back side with Back splint 0mm

DUT: PNC370; Type: PoC LTE Terminal; Serial: A07B9A0632

Communication System: UID 0, WCDMA (0); Frequency: 1752.6 MHz;Duty Cycle: 1:1

Medium: MSL1750;Medium parameters used: f = 1753 MHz; σ = 1.551 S/m; ε_r = 53.016; ρ = 1000 kg/m^3
Phantom section: Flat Section

DASY 5 Configuration:

- Probe: EX3DV4 - SN3923; ConvF(8.51, 8.51, 8.51); Calibrated: 2018-09-30;
- Sensor-Surface: 1.4mm (Mechanical Surface Detection), z = -2.0, 31.0
- Electronics: DAE4 Sn1428; Calibrated: 2019-01-11
- Phantom: ELI V5.0; Type: ELI; Serial: 1123
- DASY52 52.8.8(1222); SEMCAD X 14.6.10(7331)

Configuration/Body/Area Scan (7x13x1): Measurement grid: dx=15mm, dy=15mm
Maximum value of SAR (measured) = 0.936 W/kg

Configuration/Body/Zoom Scan (5x5x7)/Cube 0: Measurement grid: dx=8mm, dy=8mm, dz=5mm
Reference Value = 9.037 V/m; Power Drift = 0.03 dB
Peak SAR (extrapolated) = 1.25 W/kg
SAR(1 g) = 0.796 W/kg; SAR(10 g) = 0.478 W/kg
Maximum value of SAR (measured) = 1.07 W/kg

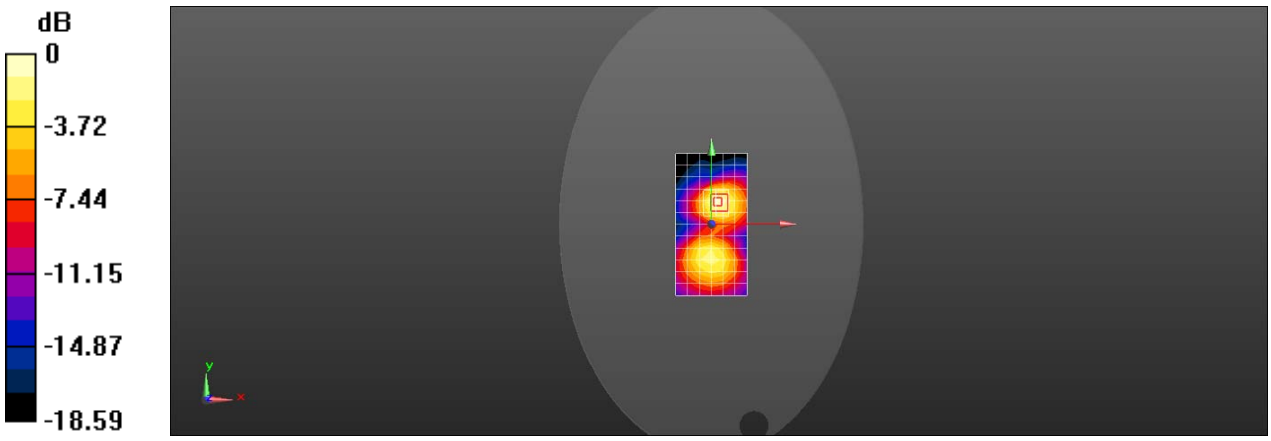

0 dB = 1.07 W/kg = 0.29 dBW/kg

Date: 2019-06-18

Test Laboratory: SGS-SAR Lab

WCDMA Band V RMC 4233CH Front to the mouth 10mm

DUT: PNC370; Type: PoC LTE Terminal; Serial: A07B9A0670

Communication System: UID 0, WCDMA (0); Frequency: 846.6 MHz;Duty Cycle: 1:1

Medium: HSL835;Medium parameters used: f = 847 MHz; σ = 0.948 S/m; ε_r = 42.209; ρ = 1000 kg/m^3
Phantom section: Flat Section

DASY 5 Configuration:

- Probe: EX3DV4 - SN3923; ConvF(10.37, 10.37, 10.37); Calibrated: 2018-09-30;
- Sensor-Surface: 1.4mm (Mechanical Surface Detection), z = -2.0, 31.0
- Electronics: DAE4 Sn1428; Calibrated: 2019-01-11
- Phantom: SAM 3; Type: SAM; Serial: 1912
- DASY52 52.8.8(1222); SEMCAD X 14.6.10(7331)

Configuration/Body/Area Scan (7x13x1): Measurement grid: dx=15mm, dy=15mm
Maximum value of SAR (measured) = 0.902 W/kg

Configuration/Body/Zoom Scan (5x5x7)/Cube 0: Measurement grid: dx=8mm, dy=8mm, dz=5mm
Reference Value = 26.89 V/m; Power Drift = -0.01 dB
Peak SAR (extrapolated) = 1.04 W/kg
SAR(1 g) = 0.749 W/kg; SAR(10 g) = 0.539 W/kg
Maximum value of SAR (measured) = 0.937 W/kg

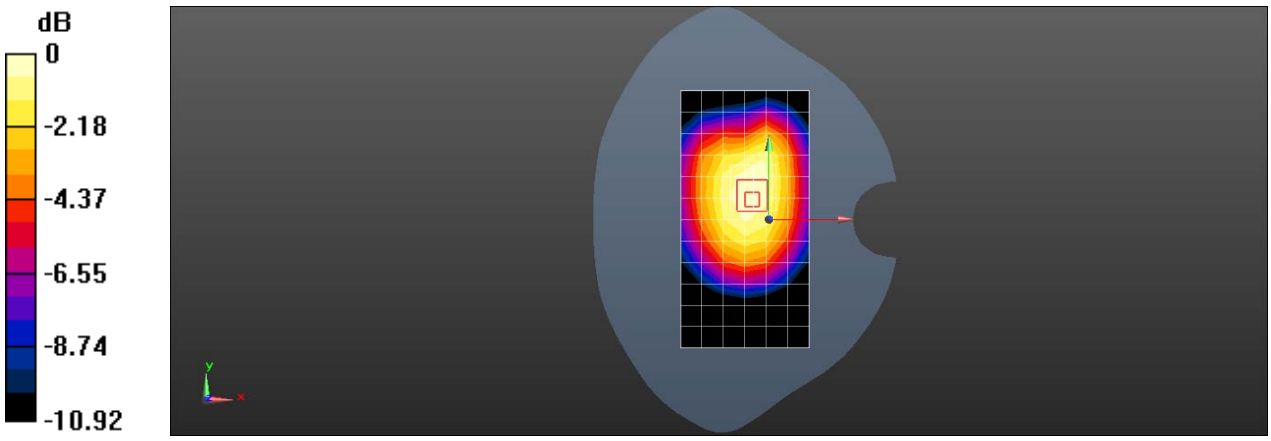

0 dB = 0.937 W/kg = -0.28 dBW/kg

Date: 2019-05-24

Test Laboratory: SGS-SAR Lab

WCDMA Band V RMC 4182CH Back side 15mm

DUT: PNC370; Type: PoC LTE Terminal; Serial: A07B9A0670

Communication System: UID 0, WCDMA (0); Frequency: 836.4 MHz;Duty Cycle: 1:1

Medium: MSL835;Medium parameters used (interpolated): f = 836.4 MHz; σ = 1 S/m; ε_r = 57.824; ρ = 1000 kg/m^3
Phantom section: Flat Section

DASY 5 Configuration:

- Probe: EX3DV4 - SN3793; ConvF(9.11, 9.11, 9.11); Calibrated: 2019-03-25;
- Sensor-Surface: 1.4mm (Mechanical Surface Detection), z = -2.0, 31.0
- Electronics: DAE3 Sn414; Calibrated: 2018-12-03
- Phantom: SAM 1; Type: SAM; Serial: 1283
- DASY52 52.8.8(1222); SEMCAD X 14.6.10(7331)

Configuration/Body/Area Scan (7x12x1): Measurement grid: dx=15mm, dy=15mm
Maximum value of SAR (measured) = 0.856 W/kg

Configuration/Body/Zoom Scan (5x5x7)/Cube 0: Measurement grid: dx=8mm, dy=8mm, dz=5mm
Reference Value = 25.59 V/m; Power Drift = 0.05 dB
Peak SAR (extrapolated) = 1.00 W/kg
SAR(1 g) = 0.689 W/kg; SAR(10 g) = 0.490 W/kg
Maximum value of SAR (measured) = 0.888 W/kg

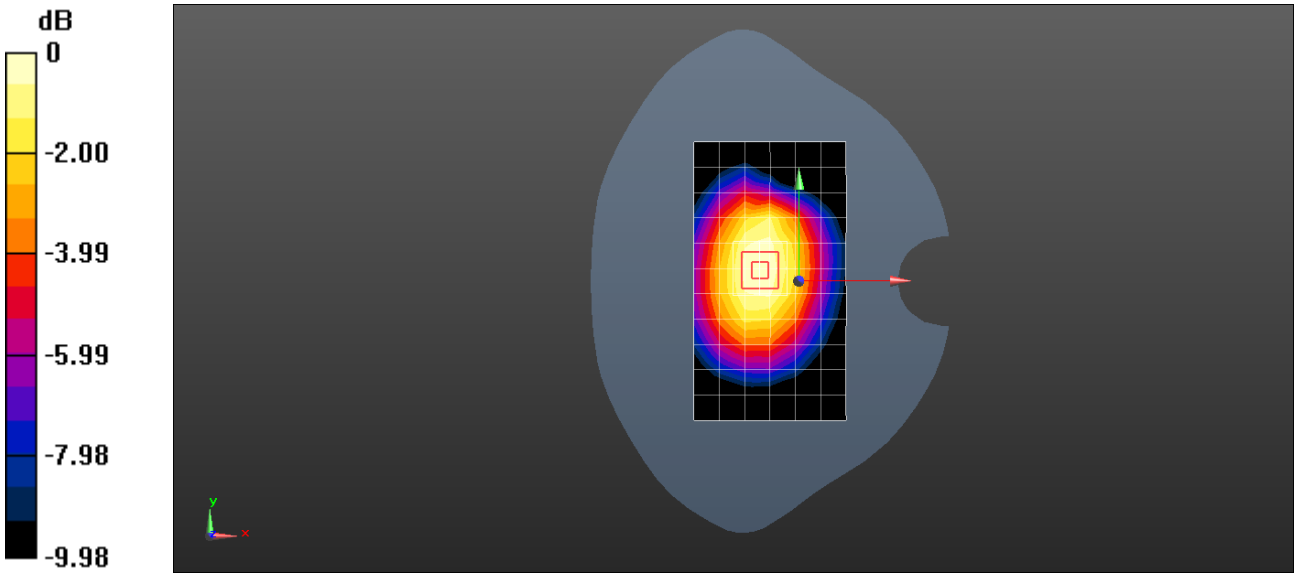

0 dB = 0.888 W/kg = -0.52 dBW/kg

Date: 2019-05-24

Test Laboratory: SGS-SAR Lab

WCDMA Band V RMC 4182CH Back side with Back splint 0mm

DUT: PNC370; Type: PoC LTE Terminal; Serial: A07B9A0670

Communication System: UID 0, WCDMA (0); Frequency: 836.4 MHz;Duty Cycle: 1:1

Medium: MSL835;Medium parameters used (interpolated): f = 836.4 MHz; σ = 1 S/m; ε_r = 57.824; ρ = 1000 kg/m^3
Phantom section: Flat Section

DASY 5 Configuration:

- Probe: EX3DV4 - SN3793; ConvF(9.11, 9.11, 9.11); Calibrated: 2019-03-25;
- Sensor-Surface: 1.4mm (Mechanical Surface Detection), z = -2.0, 31.0
- Electronics: DAE3 Sn414; Calibrated: 2018-12-03
- Phantom: SAM 1; Type: SAM; Serial: 1283
- DASY52 52.8.8(1222); SEMCAD X 14.6.10(7331)

Configuration/Body/Area Scan (7x12x1): Measurement grid: dx=15mm, dy=15mm
Maximum value of SAR (measured) = 0.913 W/kg

Configuration/Body/Zoom Scan (5x5x7)/Cube 0: Measurement grid: dx=8mm, dy=8mm, dz=5mm
Reference Value = 26.02 V/m; Power Drift = -0.05 dB
Peak SAR (extrapolated) = 1.10 W/kg
SAR(1 g) = 0.743 W/kg; SAR(10 g) = 0.525 W/kg
Maximum value of SAR (measured) = 0.973 W/kg

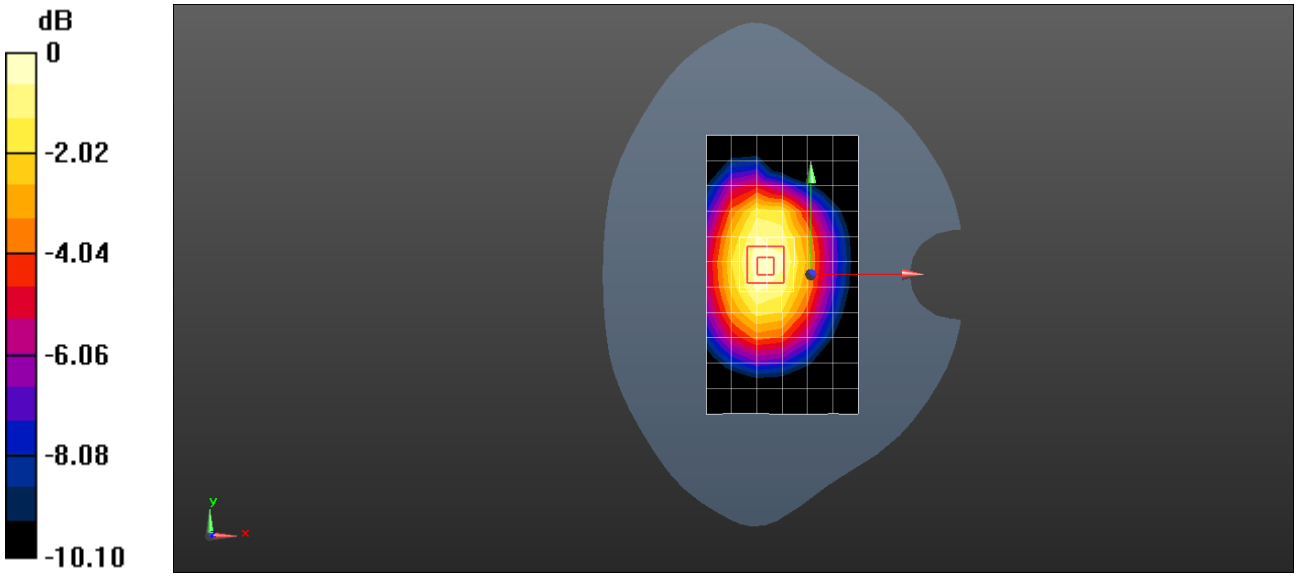

0 dB = 0.973 W/kg = -0.12 dBW/kg

Date: 2019-06-20

Test Laboratory: SGS-SAR Lab

LTE Band 2 20M QPSK 1RB0 18900CH Front to the mouth 10mm

DUT: PNC370; Type: PoC LTE Terminal; Serial: A07B9A0670

Communication System: UID 0, LTE-FDD BW 20MHz (0); Frequency: 1880 MHz;Duty Cycle: 1:1

Medium: HSL1900;Medium parameters used: f = 1880 MHz; σ = 1.372 S/m; ε_r = 41.692; ρ = 1000 kg/m^3
Phantom section: Flat Section

DASY 5 Configuration:

- Probe: EX3DV4 - SN3793; ConvF(7.54, 7.54, 7.54); Calibrated: 2019-03-25;
- Sensor-Surface: 1.4mm (Mechanical Surface Detection), z = -2.0, 31.0
- Electronics: DAE3 Sn414; Calibrated: 2018-12-03
- Phantom: SAM 1; Type: SAM; Serial: 1283
- DASY52 52.8.8(1222); SEMCAD X 14.6.10(7331)

Configuration/Body/Area Scan (7x13x1): Measurement grid: dx=15mm, dy=15mm
Maximum value of SAR (measured) = 0.851 W/kg

Configuration/Body/Zoom Scan (5x5x7)/Cube 0: Measurement grid: dx=8mm, dy=8mm, dz=5mm
Reference Value = 12.50 V/m; Power Drift = -0.15 dB
Peak SAR (extrapolated) = 1.19 W/kg
SAR(1 g) = 0.700 W/kg; SAR(10 g) = 0.412 W/kg
Maximum value of SAR (measured) = 1.02 W/kg

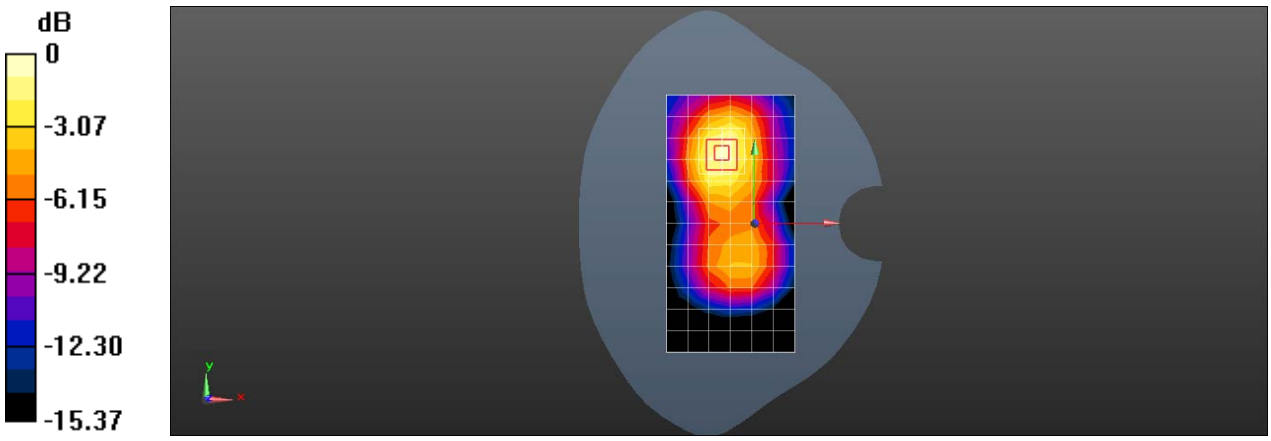

0 dB = 1.02 W/kg = 0.09 dBW/kg

Date: 2019-04-08

Test Laboratory: SGS-SAR Lab

LTE Band 2 20M QPSK 1RB0 19100Ch Back side 15mm

DUT: PNC370; Type: PoC LTE Terminal; Serial: A07B9A0632

Communication System: UID 0, LTE-FDD BW 20MHz (0); Frequency: 1900 MHz;Duty Cycle: 1:1

Medium: MSL1900;Medium parameters used: f = 1900 MHz; σ = 1.524 S/m; ε_r = 53.025; ρ = 1000 kg/m^3
Phantom section: Flat Section

DASY 5 Configuration:

- Probe: EX3DV4 - SN3982; ConvF(8.13, 8.13, 8.13); Calibrated: 2018-04-10;
- Sensor-Surface: 1.4mm (Mechanical Surface Detection), z = -2.0, 31.0
- Electronics: DAE4 Sn1267; Calibrated: 2018-12-03
- Phantom: ELI5; Type: ELI5; Serial: 1143
- DASY52 52.8.8(1222); SEMCAD X 14.6.10(7331)

Configuration/Body/Area Scan (7x12x1): Measurement grid: dx=15mm, dy=15mm
Maximum value of SAR (measured) = 1.11 W/kg

Configuration/Body/Zoom Scan (5x5x7)/Cube 0: Measurement grid: dx=8mm, dy=8mm, dz=5mm
Reference Value = 11.36 V/m; Power Drift = -0.04 dB
Peak SAR (extrapolated) = 1.48 W/kg
SAR(1 g) = 0.854 W/kg; SAR(10 g) = 0.514 W/kg
Maximum value of SAR (measured) = 1.24 W/kg

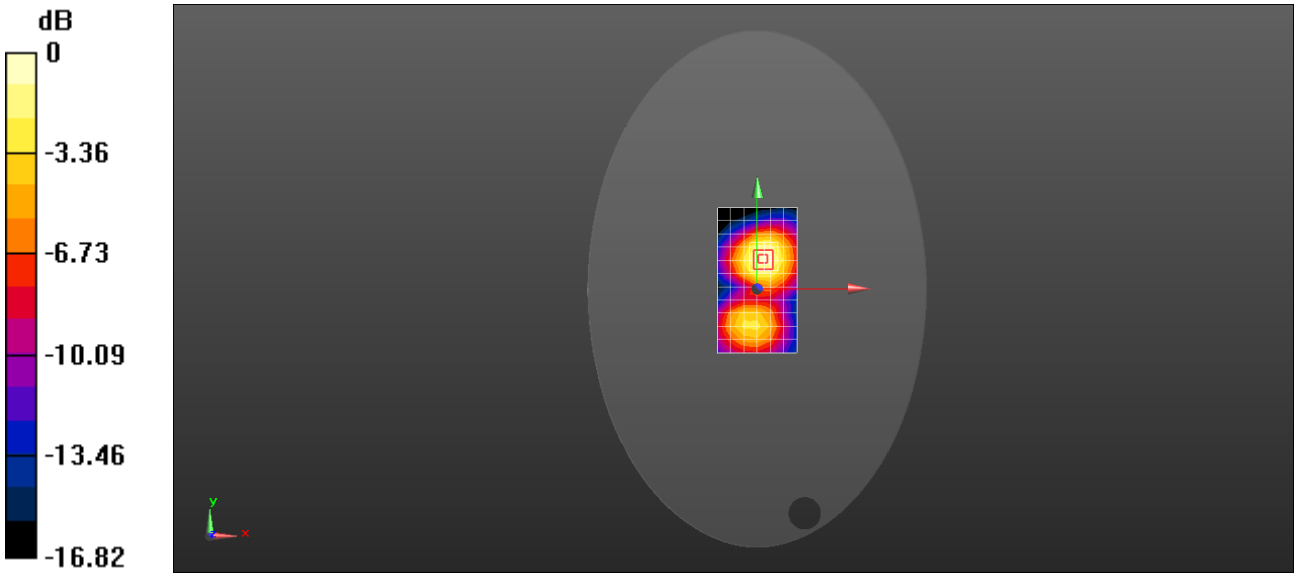

0 dB = 1.24 W/kg = 0.93 dBW/kg

Date: 2019-04-08

Test Laboratory: SGS-SAR Lab

LTE Band 2 20M QPSK 1RB0 18700Ch Back side 0mm with Back splint

DUT: PNC370; Type: PoC LTE Terminal; Serial: A07B9A0632

Communication System: UID 0, LTE-FDD BW 20MHz (0); Frequency: 1860 MHz;Duty Cycle: 1:1

Medium: MSL1900;Medium parameters used: f = 1860 MHz; σ = 1.521 S/m; ε_r = 53.125; ρ = 1000 kg/m^3
Phantom section: Flat Section

DASY 5 Configuration:

- Probe: EX3DV4 - SN3982; ConvF(8.13, 8.13, 8.13); Calibrated: 2018-04-10;
- Sensor-Surface: 1.4mm (Mechanical Surface Detection), z = -2.0, 31.0
- Electronics: DAE4 Sn1267; Calibrated: 2018-12-03
- Phantom: ELI5; Type: ELI5; Serial: 1143
- DASY52 52.8.8(1222); SEMCAD X 14.6.10(7331)

Configuration/Body/Area Scan (7x12x1): Measurement grid: dx=15mm, dy=15mm
Maximum value of SAR (measured) = 1.39 W/kg

Configuration/Body/Zoom Scan (5x5x7)/Cube 0: Measurement grid: dx=8mm, dy=8mm, dz=5mm
Reference Value = 14.22 V/m; Power Drift = -0.15 dB
Peak SAR (extrapolated) = 1.73 W/kg
SAR(1 g) = 0.990 W/kg; SAR(10 g) = 0.570 W/kg
Maximum value of SAR (measured) = 1.40 W/kg

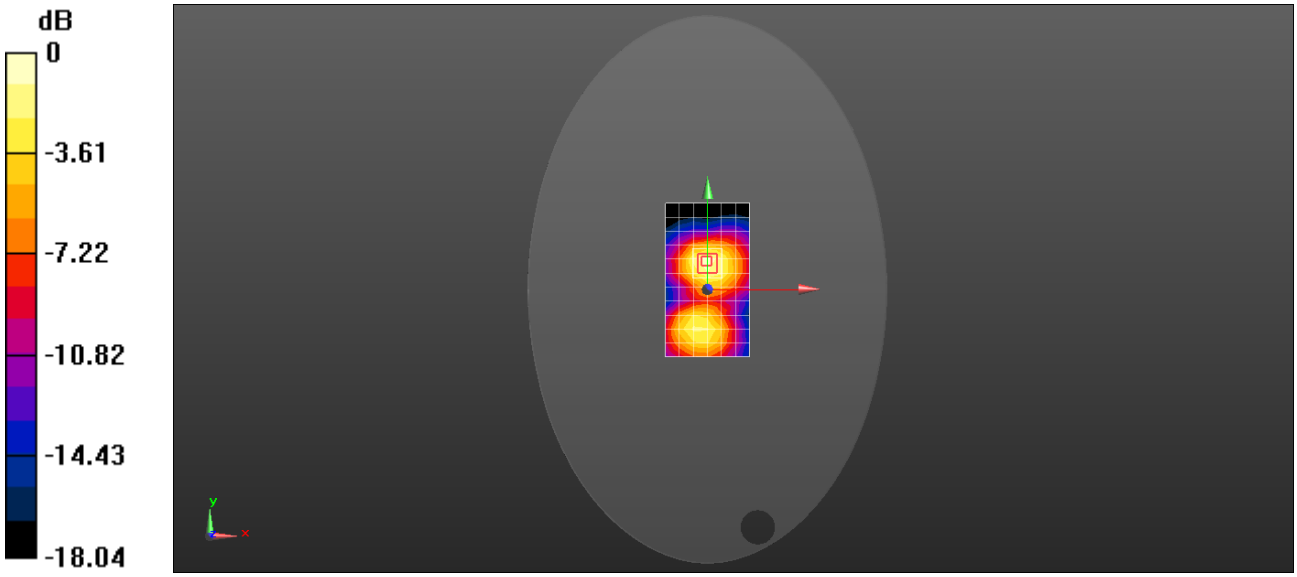

0 dB = 1.40 W/kg = 1.46 dBW/kg

Date: 2019-06-19

Test Laboratory: SGS-SAR Lab

LTE Band 4 20M QPSK 1RB0 20050CH Front to the mouth 10mm

DUT: PNC370; Type: PoC LTE Terminal; Serial: A07B9A0670

Communication System: UID 0, LTE-FDD BW 20MHz (0); Frequency: 1720 MHz;Duty Cycle: 1:1

Medium: HSL1750;Medium parameters used: f = 1720 MHz; σ = 1.335 S/m; ε_r = 40.562; ρ = 1000 kg/m^3
Phantom section: Flat Section

DASY 5 Configuration:

- Probe: EX3DV4 - SN3793; ConvF(7.85, 7.85, 7.85); Calibrated: 2019-03-25;
- Sensor-Surface: 1.4mm (Mechanical Surface Detection), z = -2.0, 31.0
- Electronics: DAE3 Sn414; Calibrated: 2018-12-03
- Phantom: SAM 1; Type: SAM; Serial: 1283
- DASY52 52.8.8(1222); SEMCAD X 14.6.10(7331)

Configuration/Body/Area Scan (7x13x1): Measurement grid: dx=15mm, dy=15mm
Maximum value of SAR (measured) = 1.04 W/kg

Configuration/Body/Zoom Scan (5x5x7)/Cube 0: Measurement grid: dx=8mm, dy=8mm, dz=5mm
Reference Value = 16.37 V/m; Power Drift = 0.11 dB
Peak SAR (extrapolated) = 1.30 W/kg
SAR(1 g) = 0.814 W/kg; SAR(10 g) = 0.502 W/kg
Maximum value of SAR (measured) = 1.08 W/kg

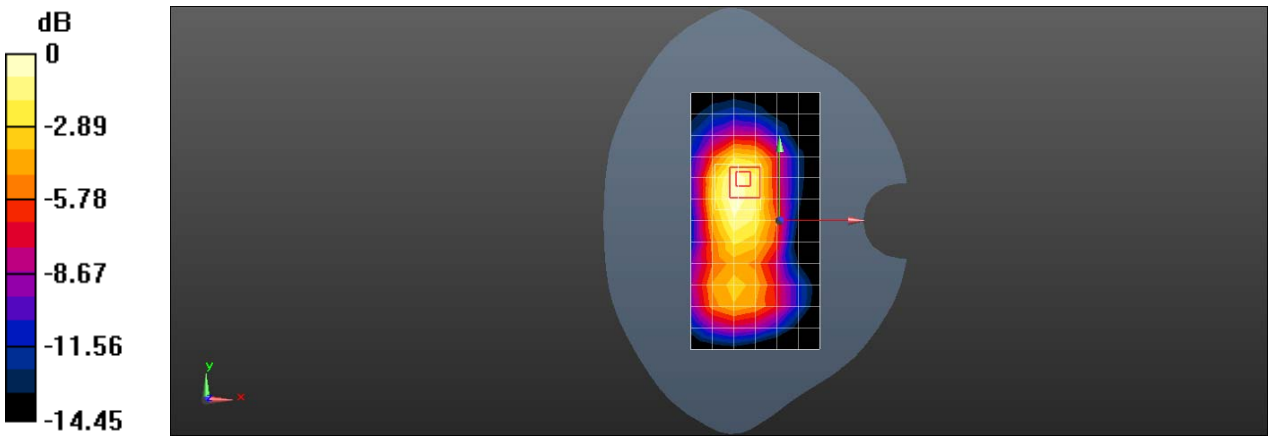

0 dB = 1.08 W/kg = 0.33 dBW/kg

Date: 2019-05-25

Test Laboratory: SGS-SAR Lab

LTE Band 4 20M QPSK 1RB0 20050CH Back side 15mm

DUT: PNC370; Type: PoC LTE Terminal; Serial: A07B9A0670

Communication System: UID 0, LTE-FDD BW 20MHz (0); Frequency: 1720 MHz;Duty Cycle: 1:1

Medium: MSL1750;Medium parameters used: f = 1720 MHz; σ = 1.502 S/m; ε_r = 53.715; ρ = 1000 kg/m^3
Phantom section: Flat Section

DASY 5 Configuration:

- Probe: EX3DV4 - SN3793; ConvF(7.56, 7.56, 7.56); Calibrated: 2019-03-25;
- Sensor-Surface: 1.4mm (Mechanical Surface Detection), z = -2.0, 31.0
- Electronics: DAE3 Sn414; Calibrated: 2018-12-03
- Phantom: SAM 1; Type: SAM; Serial: 1283
- DASY52 52.8.8(1222); SEMCAD X 14.6.10(7331)

Configuration/Body/Area Scan (7x12x1): Measurement grid: dx=15mm, dy=15mm
Maximum value of SAR (measured) = 0.868 W/kg

Configuration/Body/Zoom Scan (5x5x7)/Cube 0: Measurement grid: dx=8mm, dy=8mm, dz=5mm
Reference Value = 10.41 V/m; Power Drift = -0.06 dB
Peak SAR (extrapolated) = 1.21 W/kg
SAR(1 g) = 0.777 W/kg; SAR(10 g) = 0.487 W/kg
Maximum value of SAR (measured) = 1.06 W/kg

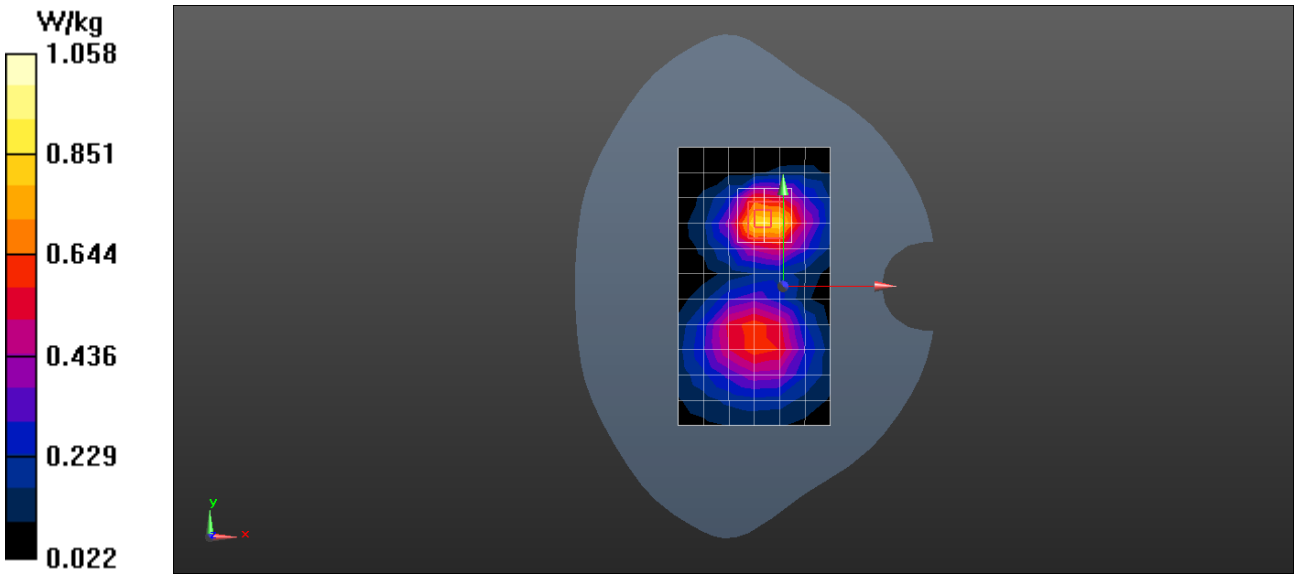

Date: 2019-05-25

Test Laboratory: SGS-SAR Lab

LTE Band 4 20M QPSK 1RB0 20050Ch Back side 0mm with Back splint

DUT: PNC370; Type: PoC LTE Terminal; Serial: A07B9A0670

Communication System: UID 0, LTE-FDD BW 20MHz (0); Frequency: 1720 MHz;Duty Cycle: 1:1

Medium: MSL1750;Medium parameters used: f = 1720 MHz; σ = 1.502 S/m; ε_r = 53.715; ρ = 1000 kg/m^3
Phantom section: Flat Section

DASY 5 Configuration:

- Probe: EX3DV4 - SN3793; ConvF(7.56, 7.56, 7.56); Calibrated: 2019-03-25;
- Sensor-Surface: 1.4mm (Mechanical Surface Detection), z = -2.0, 31.0
- Electronics: DAE3 Sn414; Calibrated: 2018-12-03
- Phantom: SAM 1; Type: SAM; Serial: 1283
- DASY52 52.8.8(1222); SEMCAD X 14.6.10(7331)

Configuration/Body/Area Scan (7x12x1): Measurement grid: dx=15mm, dy=15mm
Maximum value of SAR (measured) = 1.29 W/kg

Configuration/Body/Zoom Scan (5x5x7)/Cube 0: Measurement grid: dx=8mm, dy=8mm, dz=5mm
Reference Value = 12.50 V/m; Power Drift = 0.01 dB
Peak SAR (extrapolated) = 1.58 W/kg
SAR(1 g) = 0.933 W/kg; SAR(10 g) = 0.533 W/kg
Maximum value of SAR (measured) = 1.28 W/kg

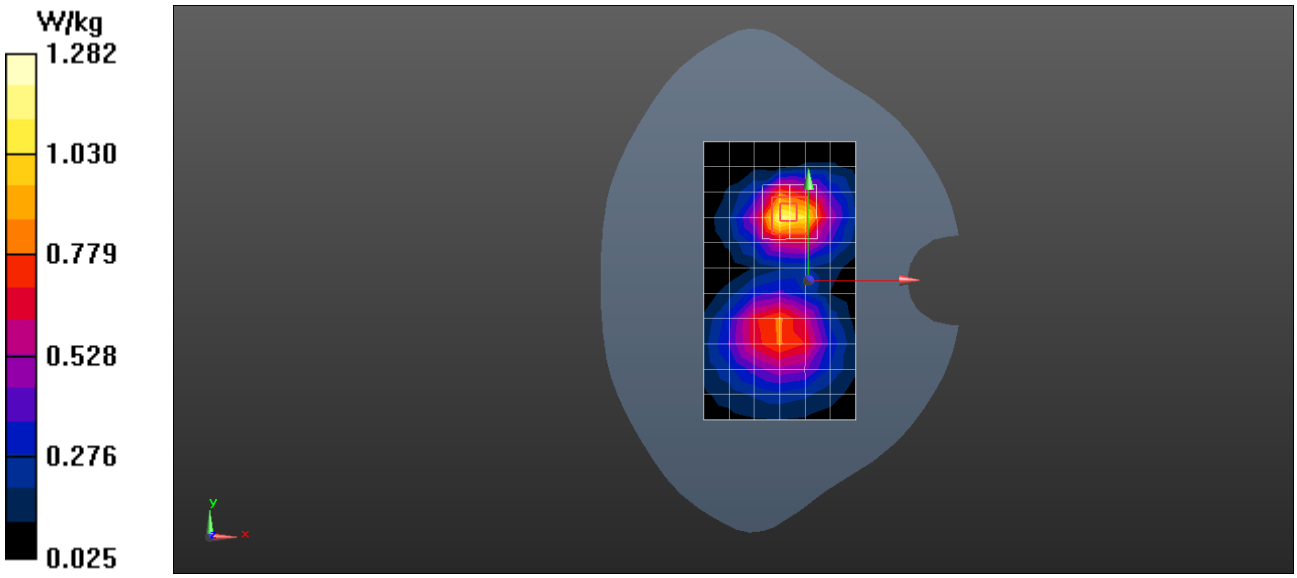

Date: 2019-06-18

Test Laboratory: SGS-SAR Lab

LTE Band 5 10M QPSK 1RB25 20600CH Front to the mouth 10mm

DUT: PNC370; Type: PoC LTE Terminal; Serial: A07B9A0670

Communication System: UID 0, LTE-FDD BW 10MHZ (0); Frequency: 844 MHz;Duty Cycle: 1:1

Medium: HSL835;Medium parameters used: f = 844 MHz; σ = 0.947 S/m; ε_r = 42.225; ρ = 1000 kg/m^3
Phantom section: Flat Section

DASY 5 Configuration:

- Probe: EX3DV4 - SN3923; ConvF(10.37, 10.37, 10.37); Calibrated: 2018-09-30;
- Sensor-Surface: 1.4mm (Mechanical Surface Detection), z = -2.0, 31.0
- Electronics: DAE4 Sn1428; Calibrated: 2019-01-11
- Phantom: SAM 3; Type: SAM; Serial: 1912
- DASY52 52.8.8(1222); SEMCAD X 14.6.10(7331)

Configuration/Body/Area Scan (7x13x1): Measurement grid: dx=15mm, dy=15mm
Maximum value of SAR (measured) = 0.921 W/kg

Configuration/Body/Zoom Scan (5x5x7)/Cube 0: Measurement grid: dx=8mm, dy=8mm, dz=5mm
Reference Value = 27.35 V/m; Power Drift = 0.03 dB
Peak SAR (extrapolated) = 1.02 W/kg
SAR(1 g) = 0.737 W/kg; SAR(10 g) = 0.533 W/kg
Maximum value of SAR (measured) = 0.920 W/kg

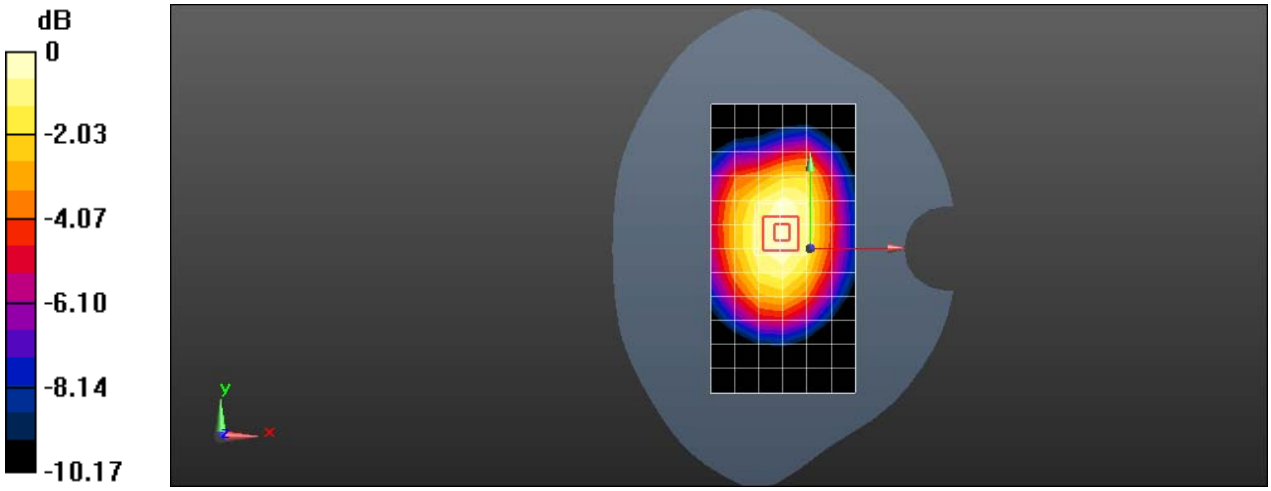

0 dB = 0.920 W/kg = -0.36 dBW/kg

Date: 2019-05-24

Test Laboratory: SGS-SAR Lab

LTE Band 5 10M QPSK 1RB0 20525CH Back side 15mm

DUT: PNC370; Type: PoC LTE Terminal; Serial: A07B9A0670

Communication System: UID 0, LTE-FDD BW 10MHZ (0); Frequency: 836.5 MHz;Duty Cycle: 1:1

Medium: MSL835;Medium parameters used (interpolated): f = 836.5 MHz; σ = 1 S/m; ε_r = 57.824; ρ = 1000 kg/m^3
Phantom section: Flat Section

DASY 5 Configuration:

- Probe: EX3DV4 - SN3793; ConvF(9.11, 9.11, 9.11); Calibrated: 2019-03-25;
- Sensor-Surface: 1.4mm (Mechanical Surface Detection), z = -2.0, 31.0
- Electronics: DAE3 Sn414; Calibrated: 2018-12-03
- Phantom: SAM 1; Type: SAM; Serial: 1283
- DASY52 52.8.8(1222); SEMCAD X 14.6.10(7331)

Configuration/Body/Area Scan (7x12x1): Measurement grid: dx=15mm, dy=15mm
Maximum value of SAR (measured) = 0.789 W/kg

Configuration/Body/Zoom Scan (5x5x7)/Cube 0: Measurement grid: dx=8mm, dy=8mm, dz=5mm
Reference Value = 25.30 V/m; Power Drift = -0.02 dB
Peak SAR (extrapolated) = 0.939 W/kg
SAR(1 g) = 0.647 W/kg; SAR(10 g) = 0.463 W/kg
Maximum value of SAR (measured) = 0.829 W/kg

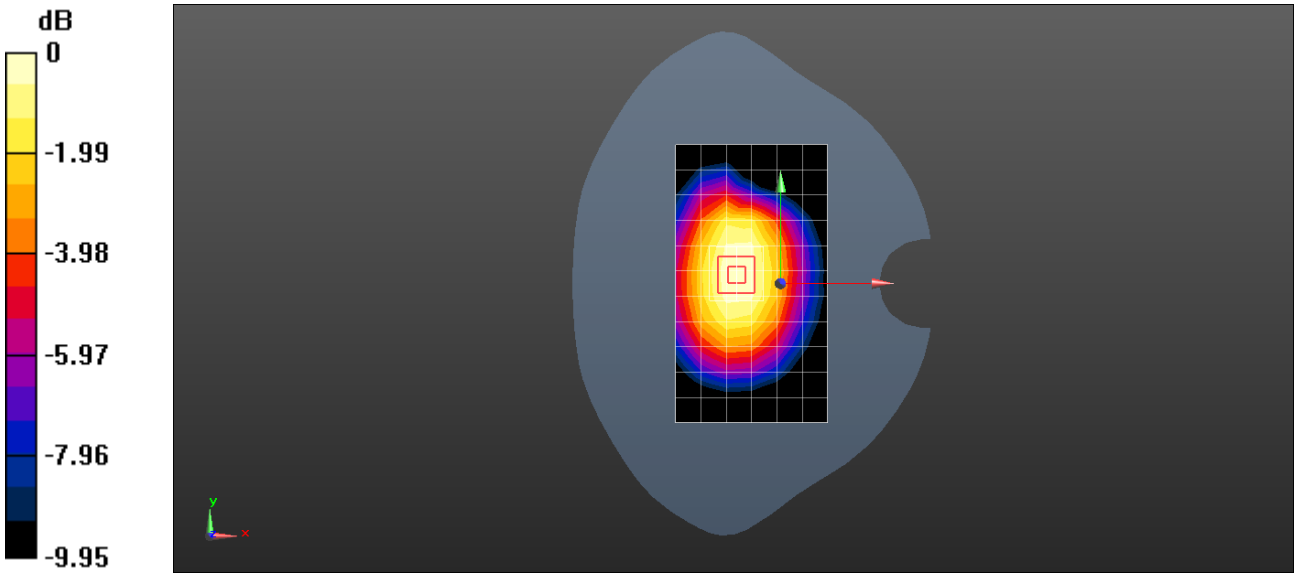

0 dB = 0.829 W/kg = -0.81 dBW/kg

Date: 2019-05-24

Test Laboratory: SGS-SAR Lab

LTE Band 5 10M QPSK 1RB0 20450CH Back side with Back splint 0mm

DUT: PNC370; Type: PoC LTE Terminal; Serial: A07B9A0670

Communication System: UID 0, LTE-FDD BW 10MHZ (0); Frequency: 829 MHz;Duty Cycle: 1:1

Medium: MSL835;Medium parameters used: f = 829 MHz; σ = 0.996 S/m; ε_r = 57.859; ρ = 1000 kg/m^3
Phantom section: Flat Section

DASY 5 Configuration:

- Probe: EX3DV4 - SN3793; ConvF(9.11, 9.11, 9.11); Calibrated: 2019-03-25;
- Sensor-Surface: 1.4mm (Mechanical Surface Detection), z = -2.0, 31.0
- Electronics: DAE3 Sn414; Calibrated: 2018-12-03
- Phantom: SAM 1; Type: SAM; Serial: 1283
- DASY52 52.8.8(1222); SEMCAD X 14.6.10(7331)

Configuration/Body/Area Scan (7x12x1): Measurement grid: dx=15mm, dy=15mm
Maximum value of SAR (measured) = 0.957 W/kg

Configuration/Body/Zoom Scan (5x5x7)/Cube 0: Measurement grid: dx=8mm, dy=8mm, dz=5mm
Reference Value = 16.00 V/m; Power Drift = 0.09 dB
Peak SAR (extrapolated) = 1.06 W/kg
SAR(1 g) = 0.727 W/kg; SAR(10 g) = 0.518 W/kg
Maximum value of SAR (measured) = 0.935 W/kg

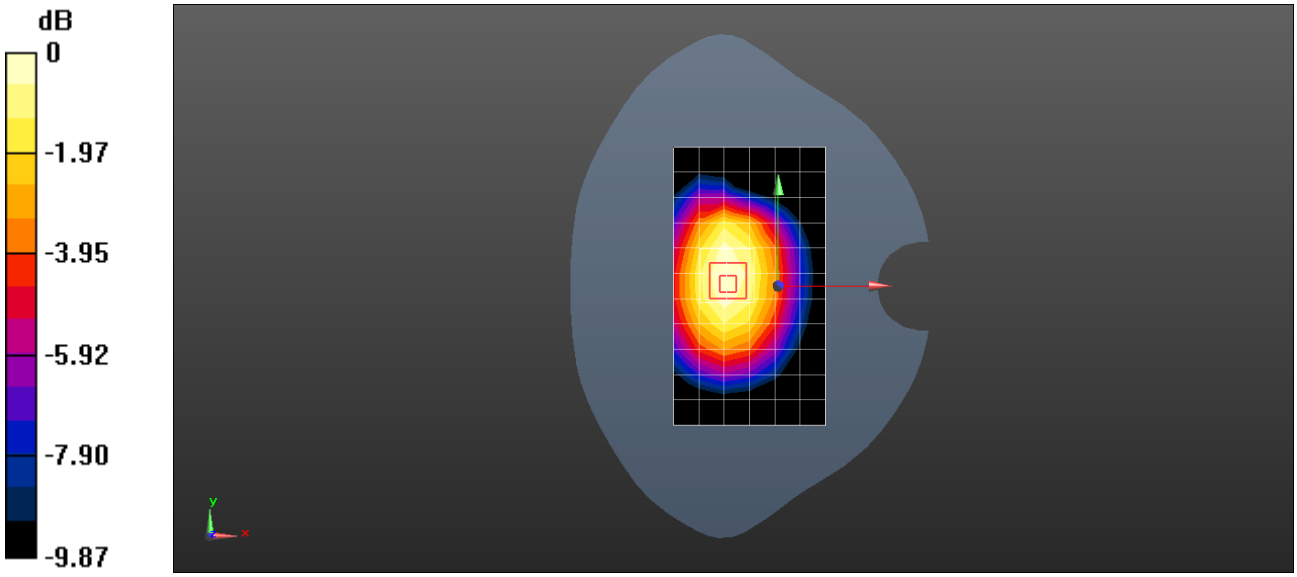

0 dB = 0.935 W/kg = -0.29 dBW/kg

Date: 2019-06-18

Test Laboratory: SGS-SAR Lab

LTE Band 7 20M QPSK 1RB0 20850CH Front to the mouth 10mm

DUT: PNC370; Type: PoC LTE Terminal; Serial: A07B9A0670

Communication System: UID 0, LTE-FDD BW 20MHz (0); Frequency: 2510 MHz;Duty Cycle: 1:1

Medium: HSL2600;Medium parameters used: f = 2510 MHz; σ = 1.892 S/m; ε_r = 40.507; ρ = 1000 kg/m^3
Phantom section: Flat Section

DASY 5 Configuration:

- Probe: EX3DV4 - SN3793; ConvF(6.78, 6.78, 6.78); Calibrated: 2019-03-25;
- Sensor-Surface: 1.4mm (Mechanical Surface Detection), z = -2.0, 31.0
- Electronics: DAE3 Sn414; Calibrated: 2018-12-03
- Phantom: SAM 2; Type: SAM; Serial: 1913
- DASY52 52.8.8(1222); SEMCAD X 14.6.10(7331)

Configuration/Body/Area Scan (7x13x1): Measurement grid: dx=15mm, dy=15mm
Maximum value of SAR (measured) = 0.635 W/kg

Configuration/Body/Zoom Scan (5x5x7)/Cube 0: Measurement grid: dx=8mm, dy=8mm, dz=5mm
Reference Value = 8.587 V/m; Power Drift = -0.06 dB
Peak SAR (extrapolated) = 0.776 W/kg
SAR(1 g) = 0.413 W/kg; SAR(10 g) = 0.219 W/kg
Maximum value of SAR (measured) = 0.638 W/kg

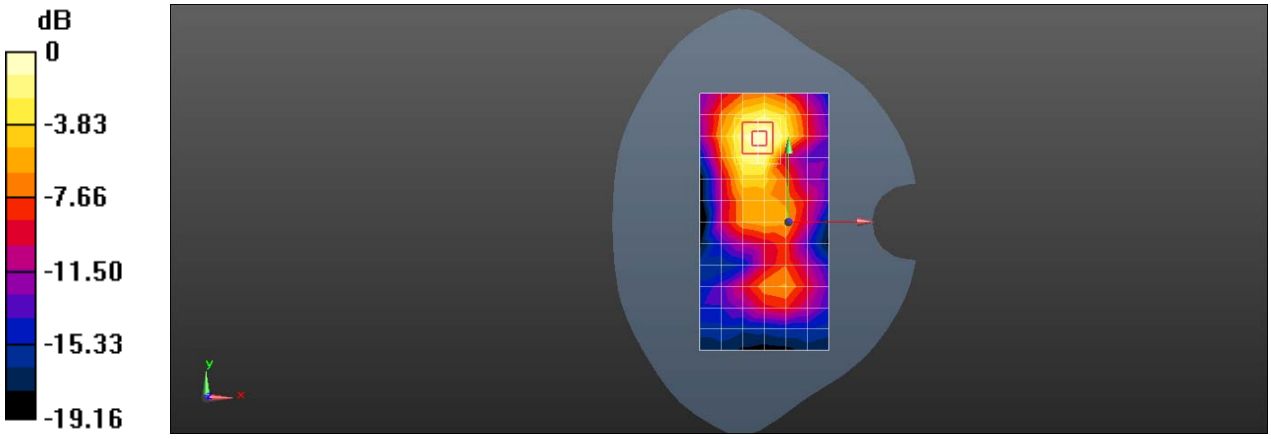

0 dB = 0.638 W/kg = -1.95 dBW/kg

Date: 2019-05-26

Test Laboratory: SGS-SAR Lab

LTE Band 7 20M QPSK 1RB0 20850CH Back side repeat 15mm

DUT: PNC370; Type: PoC LTE Terminal; Serial: A07B9A0670

Communication System: UID 0, LTE-FDD BW 20MHz (0); Frequency: 2510 MHz;Duty Cycle: 1:1

Medium: MSL2600;Medium parameters used: f = 2510 MHz; σ = 1.994 S/m; ε_r = 52.669; ρ = 1000 kg/m^3
Phantom section: Flat Section

DASY 5 Configuration:

- Probe: EX3DV4 - SN3793; ConvF(7.12, 7.12, 7.12); Calibrated: 2019-03-25;
- Sensor-Surface: 1.4mm (Mechanical Surface Detection), z = -2.0, 31.0
- Electronics: DAE3 Sn414; Calibrated: 2018-12-03
- Phantom: ELI V5.0; Type: ELI; Serial: 1123
- DASY52 52.8.8(1222); SEMCAD X 14.6.10(7331)

Configuration/Body/Area Scan (9x15x1): Measurement grid: dx=12mm, dy=12mm
Maximum value of SAR (measured) = 1.25 W/kg

Configuration/Body/Zoom Scan (7x7x7)/Cube 0: Measurement grid: dx=5mm, dy=5mm, dz=5mm
Reference Value = 8.742 V/m; Power Drift = 0.02 dB
Peak SAR (extrapolated) = 2.07 W/kg
SAR(1 g) = 1.03 W/kg; SAR(10 g) = 0.440 W/kg
Maximum value of SAR (measured) = 1.69 W/kg

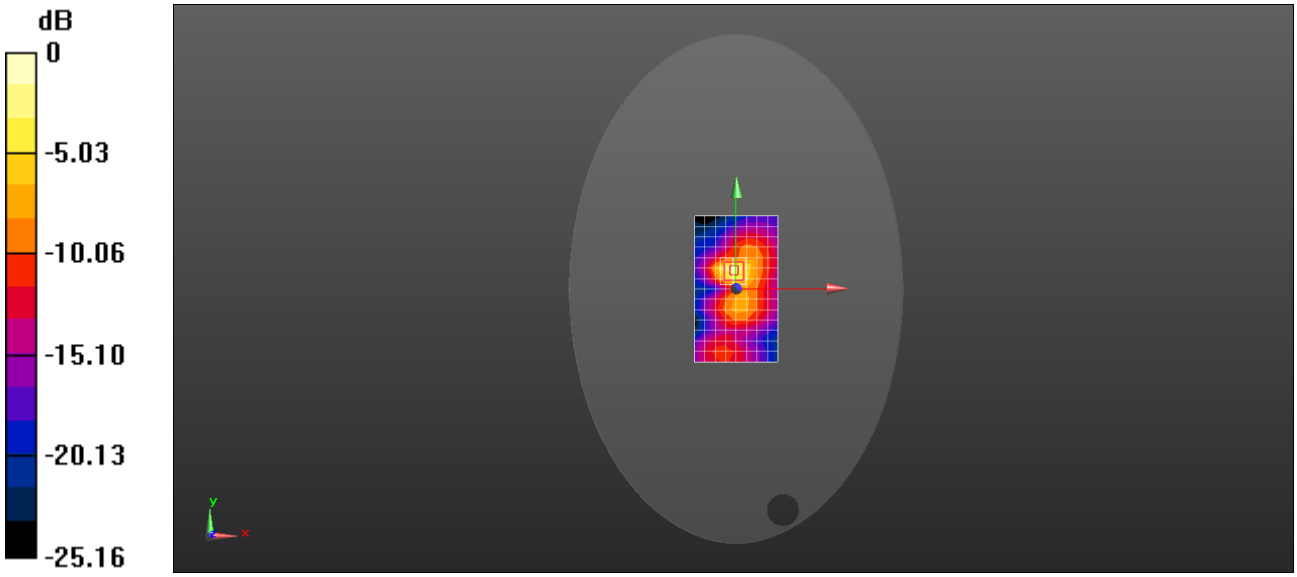

0 dB = 1.69 W/kg = 2.28 dBW/kg

Date: 2019-05-26

Test Laboratory: SGS-SAR Lab

LTE Band 7 20M QPSK 1RB0 20850CH Back side with Back splint 0mm

DUT: PNC370; Type: PoC LTE Terminal; Serial: A07B9A0670

Communication System: UID 0, LTE-FDD BW 20MHz (0); Frequency: 2510 MHz;Duty Cycle: 1:1

Medium: MSL2600;Medium parameters used: f = 2510 MHz; σ = 1.953 S/m; ε_r = 51.31; ρ = 1000 kg/m^3
Phantom section: Flat Section

DASY 5 Configuration:

- Probe: EX3DV4 - SN3793; ConvF(7.12, 7.12, 7.12); Calibrated: 2019-03-25;
- Sensor-Surface: 1.4mm (Mechanical Surface Detection), z = -2.0, 31.0
- Electronics: DAE3 Sn414; Calibrated: 2018-12-03
- Phantom: ELI V5.0; Type: ELI; Serial: 1123
- DASY52 52.8.8(1222); SEMCAD X 14.6.10(7331)

Configuration/Body/Area Scan (9x15x1): Measurement grid: dx=12mm, dy=12mm
Maximum value of SAR (measured) = 1.38 W/kg

Configuration/Body/Zoom Scan (7x7x7)/Cube 0: Measurement grid: dx=5mm, dy=5mm, dz=5mm
Reference Value = 8.319 V/m; Power Drift = -0.02 dB
Peak SAR (extrapolated) = 2.41 W/kg
SAR(1 g) = 1.21 W/kg; SAR(10 g) = 0.539 W/kg
Maximum value of SAR (measured) = 1.83 W/kg

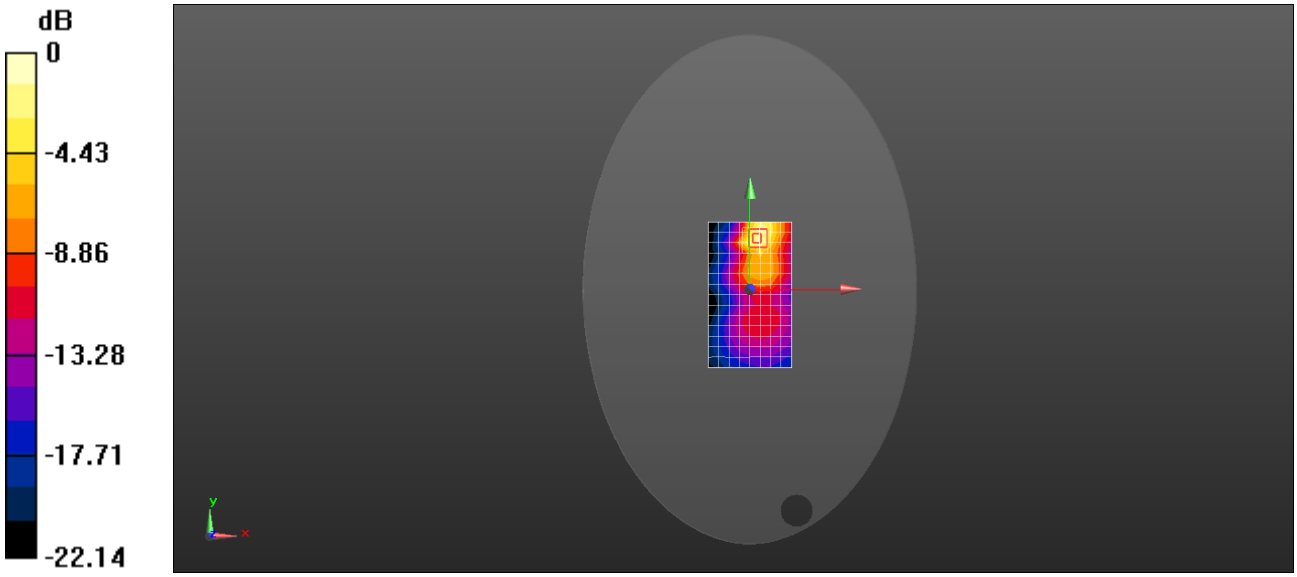

0 dB = 1.83 W/kg = 2.62 dBW/kg

Date: 2019-06-20

Test Laboratory: SGS-SAR Lab

LTE Band 12 10M QPSK 1RB0 23130CH Front to the mouth 10mm

DUT: PNC370; Type: PoC LTE Terminal; Serial: A07B9A0670

Communication System: UID 0, LTE-FDD BW 10MHZ (0); Frequency: 711 MHz;Duty Cycle: 1:1

Medium: HSL750;Medium parameters used: f = 711 MHz; σ = 0.888 S/m; ε_r = 42.8; ρ = 1000 kg/m^3
Phantom section: Flat Section

DASY 5 Configuration:

- Probe: EX3DV4 - SN3923; ConvF(10.59, 10.59, 10.59); Calibrated: 2018-09-30;
- Sensor-Surface: 1.4mm (Mechanical Surface Detection), z = -2.0, 31.0
- Electronics: DAE4 Sn1428; Calibrated: 2019-01-11
- Phantom: SAM 3; Type: SAM; Serial: 1912
- DASY52 52.8.8(1222); SEMCAD X 14.6.10(7331)

Configuration/Body/Area Scan (7x13x1): Measurement grid: dx=15mm, dy=15mm
Maximum value of SAR (measured) = 0.335 W/kg

Configuration/Body/Zoom Scan (5x5x7)/Cube 0: Measurement grid: dx=8mm, dy=8mm, dz=5mm
Reference Value = 16.86 V/m; Power Drift = -0.02 dB
Peak SAR (extrapolated) = 0.400 W/kg
SAR(1 g) = 0.277 W/kg; SAR(10 g) = 0.194 W/kg
Maximum value of SAR (measured) = 0.354 W/kg

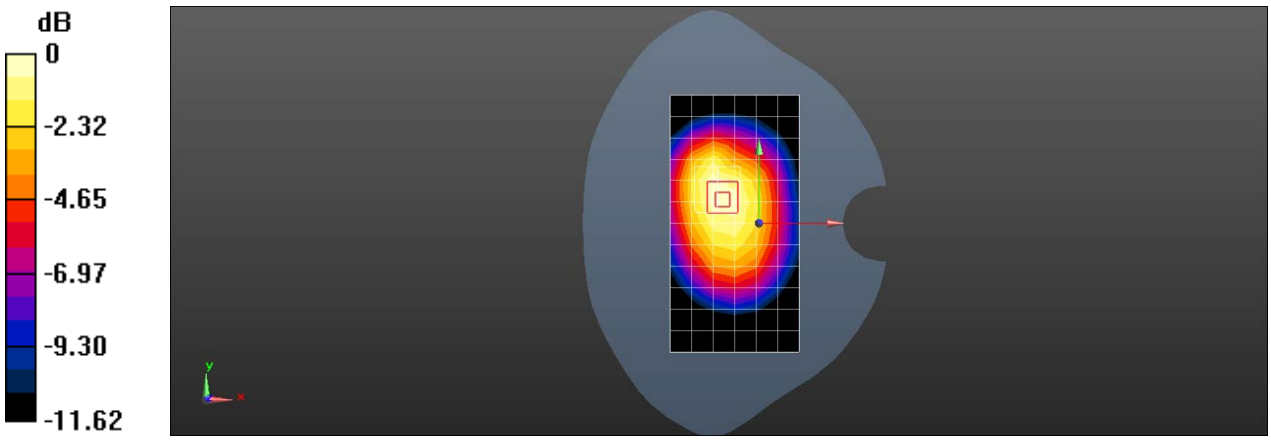

0 dB = 0.354 W/kg = -4.51 dBW/kg

Date: 2019-04-05

Test Laboratory: SGS-SAR Lab

LTE Band 12 10M QPSK 1RB0 23130CH Back side 15mm

DUT: PNC370; Type: PoC LTE Terminal; Serial: A07B9A0632

Communication System: UID 0, LTE-FDD BW 10MHZ (0); Frequency: 711 MHz;Duty Cycle: 1:1

Medium: MSL750;Medium parameters used: f = 711 MHz; σ = 0.932 S/m; ε_r = 56.685; ρ = 1000 kg/m^3
Phantom section: Flat Section

DASY 5 Configuration:

- Probe: EX3DV4 - SN3982; ConvF(10.69, 10.69, 10.69); Calibrated: 2018-04-10;
- Sensor-Surface: 1.4mm (Mechanical Surface Detection), z = -2.0, 31.0
- Electronics: DAE4 Sn1267; Calibrated: 2018-12-03
- Phantom: Twin phantom; Type: SAM5; Serial: 1141
- DASY52 52.8.8(1222); SEMCAD X 14.6.10(7331)

Configuration/Body/Area Scan (7x12x1): Measurement grid: dx=15mm, dy=15mm
Maximum value of SAR (measured) = 0.464 W/kg

Configuration/Body/Zoom Scan (5x5x7)/Cube 0: Measurement grid: dx=8mm, dy=8mm, dz=5mm
Reference Value = 19.06 V/m; Power Drift = 0.08 dB
Peak SAR (extrapolated) = 0.510 W/kg
SAR(1 g) = 0.360 W/kg; SAR(10 g) = 0.260 W/kg
Maximum value of SAR (measured) = 0.455 W/kg

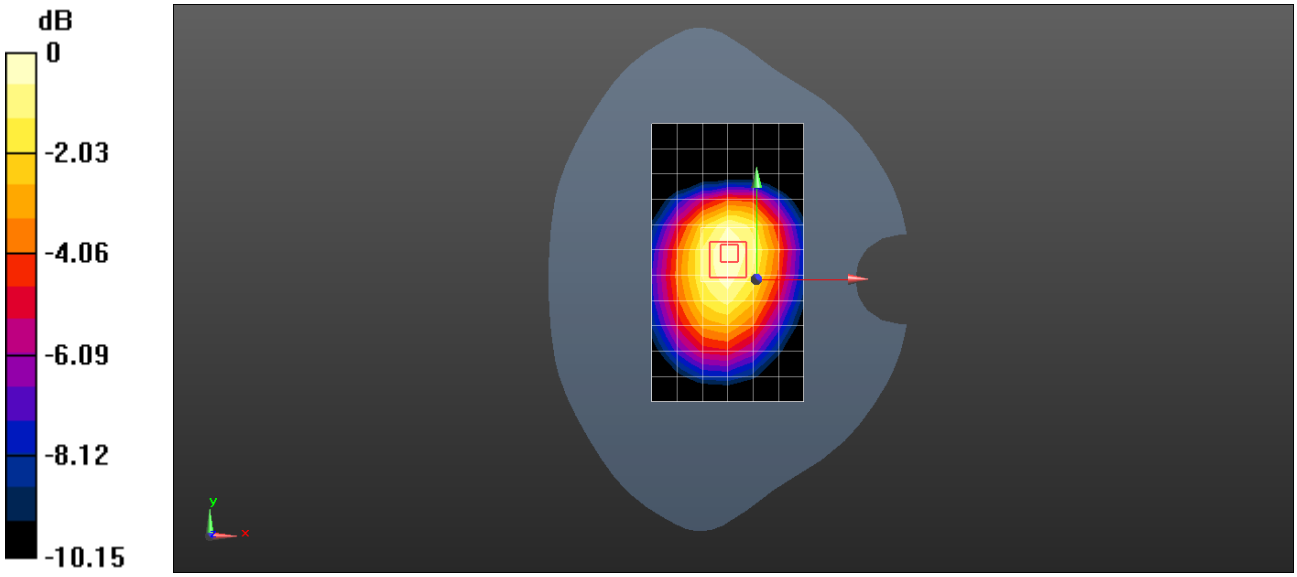

0 dB = 0.455 W/kg = -3.42 dBW/kg

Date: 2019-04-05

Test Laboratory: SGS-SAR Lab

LTE Band 12 10M QPSK 1RB0 23130CH Back side 0mm with Back splint

DUT: PNC370; Type: PoC LTE Terminal; Serial: A07B9A0632

Communication System: UID 0, LTE-FDD BW 10MHZ (0); Frequency: 711 MHz;Duty Cycle: 1:1

Medium: MSL750;Medium parameters used: f = 711 MHz; σ = 0.932 S/m; ε_r = 56.685; ρ = 1000 kg/m^3
Phantom section: Flat Section

DASY 5 Configuration:

- Probe: EX3DV4 - SN3982; ConvF(10.69, 10.69, 10.69); Calibrated: 2018-04-10;
- Sensor-Surface: 1.4mm (Mechanical Surface Detection), z = -2.0, 31.0
- Electronics: DAE4 Sn1267; Calibrated: 2018-12-03
- Phantom: Twin phantom; Type: SAM5; Serial: 1141
- DASY52 52.8.8(1222); SEMCAD X 14.6.10(7331)

Configuration/Body/Area Scan (7x12x1): Measurement grid: dx=15mm, dy=15mm
Maximum value of SAR (measured) = 0.692 W/kg

Configuration/Body/Zoom Scan (5x5x7)/Cube 0: Measurement grid: dx=8mm, dy=8mm, dz=5mm
Reference Value = 23.42 V/m; Power Drift = -0.04 dB
Peak SAR (extrapolated) = 0.752 W/kg
SAR(1 g) = 0.546 W/kg; SAR(10 g) = 0.399 W/kg
Maximum value of SAR (measured) = 0.668 W/kg

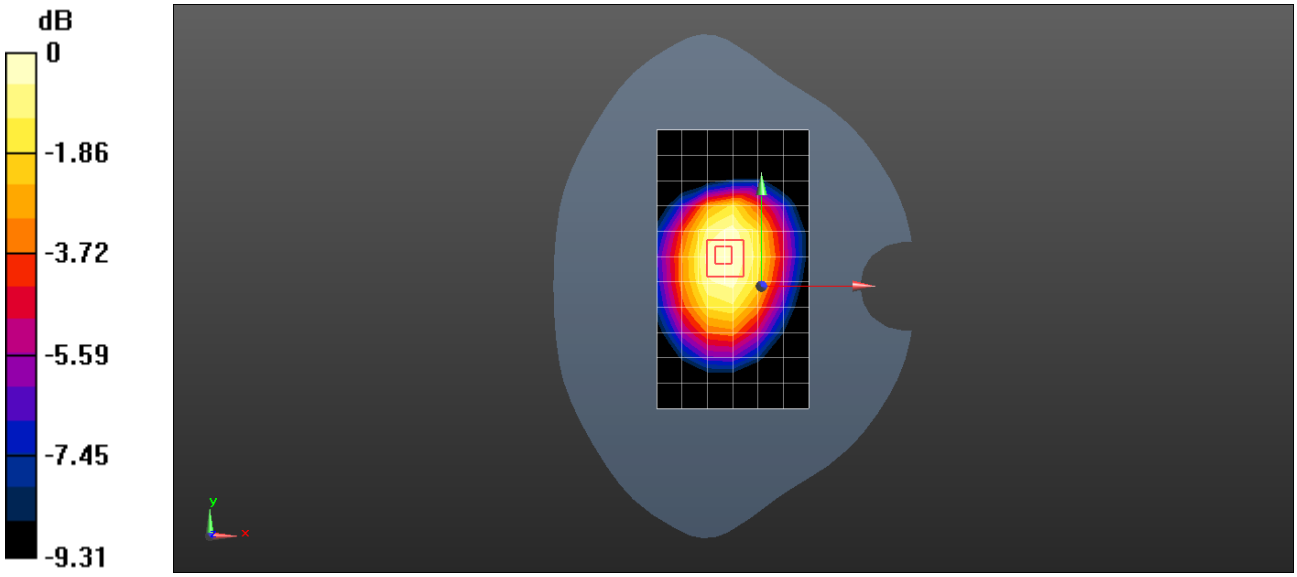

0 dB = 0.668 W/kg = -1.75 dBW/kg

Date: 2019-06-20

Test Laboratory: SGS-SAR Lab

LTE Band 17 10M QPSK 1RB0 23780CH Front to the mouth 10mm

DUT: PNC370; Type: PoC LTE Terminal; Serial: A07B9A0670

Communication System: UID 0, LTE-FDD BW 10MHZ (0); Frequency: 709 MHz;Duty Cycle: 1:1

Medium: HSL750;Medium parameters used: f = 709 MHz; σ = 0.887 S/m; ε_r = 42.814; ρ = 1000 kg/m^3
Phantom section: Flat Section

DASY 5 Configuration:

- Probe: EX3DV4 - SN3923; ConvF(10.59, 10.59, 10.59); Calibrated: 2018-09-30;
- Sensor-Surface: 1.4mm (Mechanical Surface Detection), z = -2.0, 31.0
- Electronics: DAE4 Sn1428; Calibrated: 2019-01-11
- Phantom: SAM 3; Type: SAM; Serial: 1912
- DASY52 52.8.8(1222); SEMCAD X 14.6.10(7331)

Configuration/Body/Area Scan (7x13x1): Measurement grid: dx=15mm, dy=15mm
Maximum value of SAR (measured) = 0.352 W/kg

Configuration/Body/Zoom Scan (5x5x7)/Cube 0: Measurement grid: dx=8mm, dy=8mm, dz=5mm
Reference Value = 16.84 V/m; Power Drift = 0.07 dB
Peak SAR (extrapolated) = 0.418 W/kg
SAR(1 g) = 0.288 W/kg; SAR(10 g) = 0.203 W/kg
Maximum value of SAR (measured) = 0.370 W/kg

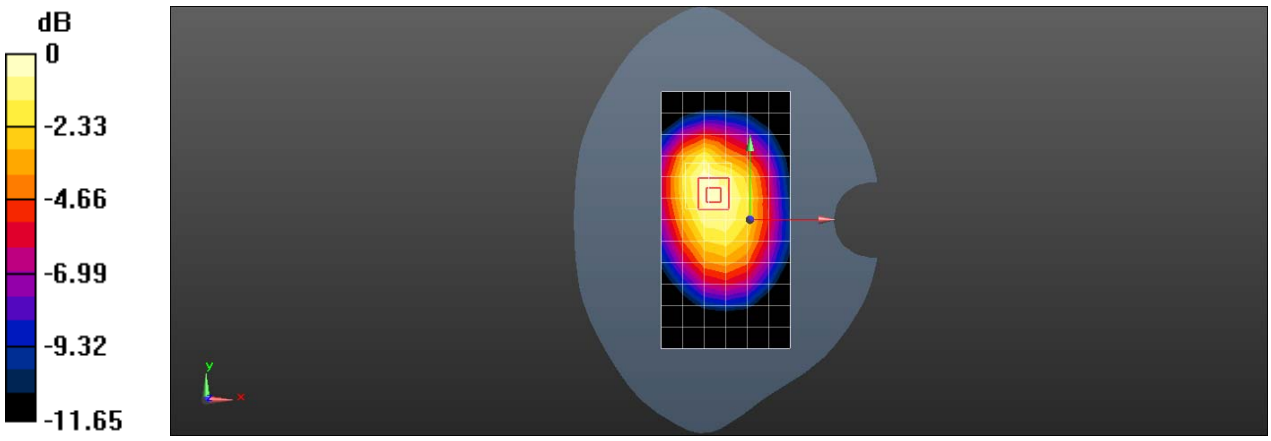

0 dB = 0.370 W/kg = -4.32 dBW/kg

Date: 2019-04-05

Test Laboratory: SGS-SAR Lab

LTE Band 17 10M QPSK 1RB0 23780CH Back side 15mm

DUT: PNC370; Type: PoC LTE Terminal; Serial: A07B9A0632

Communication System: UID 0, LTE-FDD BW 10MHZ (0); Frequency: 709 MHz;Duty Cycle: 1:1

Medium: MSL750;Medium parameters used: f = 709 MHz; σ = 0.929 S/m; ε_r = 56.917; ρ = 1000 kg/m^3
Phantom section: Flat Section

DASY 5 Configuration:

- Probe: EX3DV4 - SN3982; ConvF(10.69, 10.69, 10.69); Calibrated: 2018-04-10;
- Sensor-Surface: 1.4mm (Mechanical Surface Detection), z = -2.0, 31.0
- Electronics: DAE4 Sn1267; Calibrated: 2018-12-03
- Phantom: Twin phantom; Type: SAM5; Serial: 1141
- DASY52 52.8.8(1222); SEMCAD X 14.6.10(7331)

Configuration/Body/Area Scan (7x12x1): Measurement grid: dx=15mm, dy=15mm
Maximum value of SAR (measured) = 0.432 W/kg

Configuration/Body/Zoom Scan (5x5x7)/Cube 0: Measurement grid: dx=8mm, dy=8mm, dz=5mm
Reference Value = 19.32 V/m; Power Drift = -0.12 dB
Peak SAR (extrapolated) = 0.487 W/kg
SAR(1 g) = 0.345 W/kg; SAR(10 g) = 0.249 W/kg
Maximum value of SAR (measured) = 0.437 W/kg

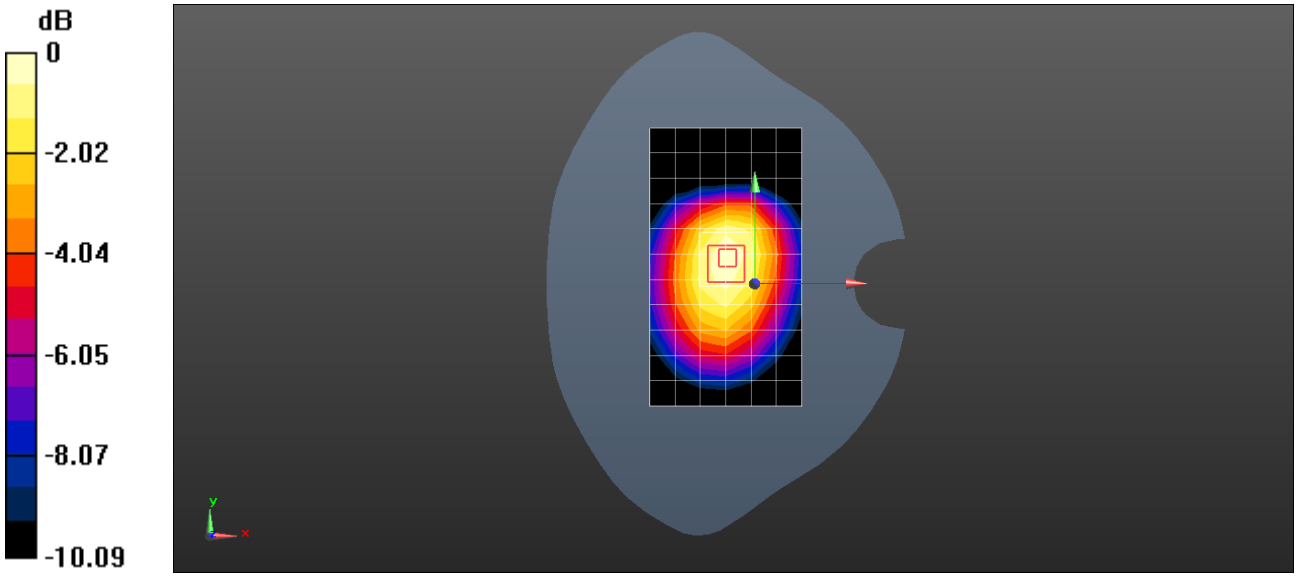

0 dB = 0.437 W/kg = -3.60 dBW/kg

Date: 2019-04-05

Test Laboratory: SGS-SAR Lab

LTE Band 17 10M QPSK 1RB0 23780Ch Back side 0mm with Back splint

DUT: PNC370; Type: PoC LTE Terminal; Serial: A07B9A0632

Communication System: UID 0, LTE-FDD BW 10MHZ (0); Frequency: 709 MHz;Duty Cycle: 1:1

Medium: MSL750;Medium parameters used: f = 709 MHz; σ = 0.929 S/m; ε_r = 56.917; ρ = 1000 kg/m^3
Phantom section: Flat Section

DASY 5 Configuration:

- Probe: EX3DV4 - SN3982; ConvF(10.69, 10.69, 10.69); Calibrated: 2018-04-10;
- Sensor-Surface: 1.4mm (Mechanical Surface Detection), z = -2.0, 31.0
- Electronics: DAE4 Sn1267; Calibrated: 2018-12-03
- Phantom: Twin phantom; Type: SAM5; Serial: 1141
- DASY52 52.8.8(1222); SEMCAD X 14.6.10(7331)

Configuration/Body/Area Scan (7x12x1): Measurement grid: dx=15mm, dy=15mm
Maximum value of SAR (measured) = 0.647 W/kg

Configuration/Body/Zoom Scan (5x5x7)/Cube 0: Measurement grid: dx=8mm, dy=8mm, dz=5mm
Reference Value = 23.10 V/m; Power Drift = -0.03 dB
Peak SAR (extrapolated) = 0.731 W/kg
SAR(1 g) = 0.531 W/kg; SAR(10 g) = 0.391 W/kg
Maximum value of SAR (measured) = 0.658 W/kg

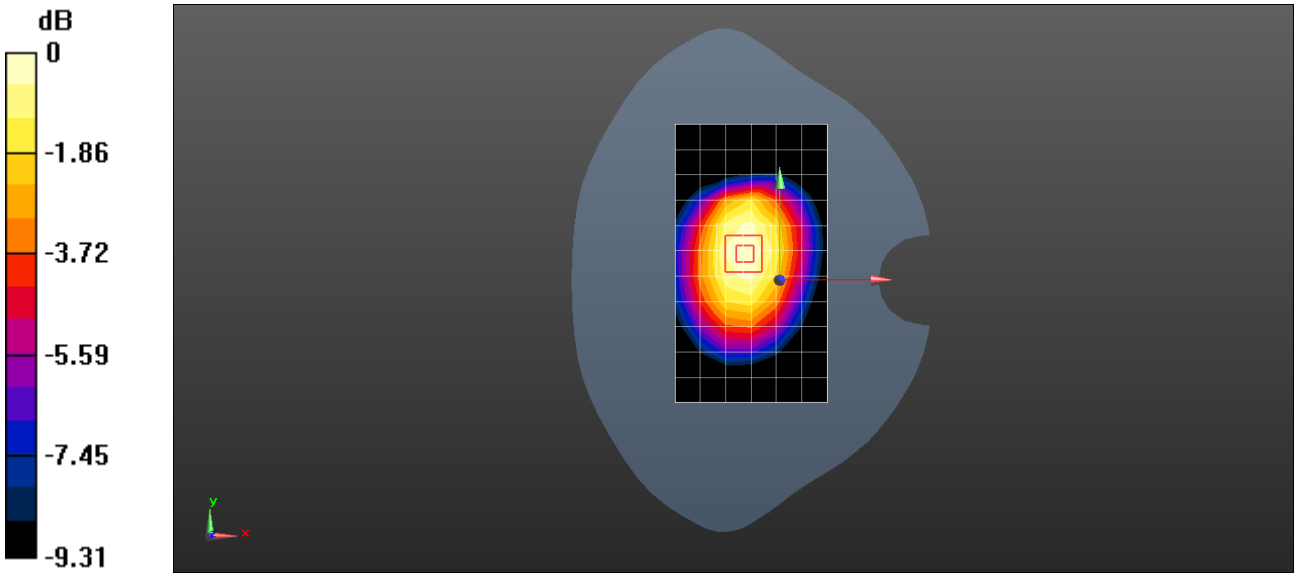

0 dB = 0.658 W/kg = -1.82 dBW/kg

Date: 2019-06-18

Test Laboratory: SGS-SAR Lab

LTE Band 26 15M QPSK 1RB0 26865CH Front to the mouth 10mm

DUT: PNC370; Type: PoC LTE Terminal; Serial: A07B9A0670

Communication System: UID 0, LTE-FDD BW 15MHz (0); Frequency: 831.5 MHz;Duty Cycle: 1:1

Medium: HSL835;Medium parameters used (interpolated): f = 831.5 MHz; σ = 0.942 S/m; ε_r = 42.295; ρ = 1000 kg/m^3
Phantom section: Flat Section

DASY 5 Configuration:

- Probe: EX3DV4 - SN3923; ConvF(10.37, 10.37, 10.37); Calibrated: 2018-09-30;
- Sensor-Surface: 1.4mm (Mechanical Surface Detection), z = -2.0, 31.0
- Electronics: DAE4 Sn1428; Calibrated: 2019-01-11
- Phantom: SAM 3; Type: SAM; Serial: 1912
- DASY52 52.8.8(1222); SEMCAD X 14.6.10(7331)

Configuration/Body/Area Scan (7x13x1): Measurement grid: dx=15mm, dy=15mm
Maximum value of SAR (measured) = 0.709 W/kg

Configuration/Body/Zoom Scan (5x5x7)/Cube 0: Measurement grid: dx=8mm, dy=8mm, dz=5mm
Reference Value = 24.96 V/m; Power Drift = 0.01 dB
Peak SAR (extrapolated) = 0.786 W/kg
SAR(1 g) = 0.569 W/kg; SAR(10 g) = 0.412 W/kg
Maximum value of SAR (measured) = 0.707 W/kg

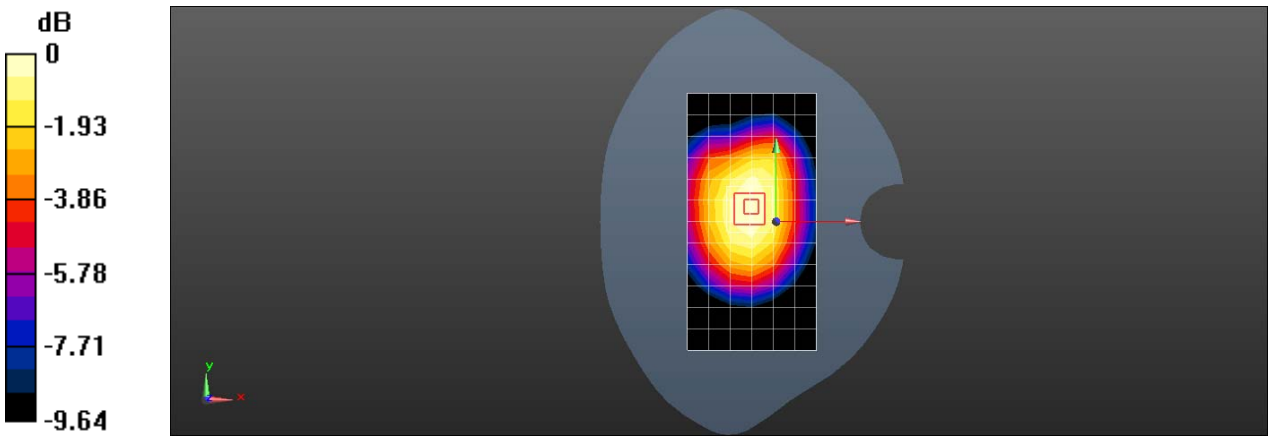

0 dB = 0.707 W/kg = -1.51 dBW/kg

Date: 2019-05-24

Test Laboratory: SGS-SAR Lab

LTE Band 26 15M QPSK 1RB0 26965CH Back side 15mm

DUT: PNC370; Type: PoC LTE Terminal; Serial: A07B9A0670

Communication System: UID 0, LTE-FDD BW 15MHz (0); Frequency: 841.5 MHz;Duty Cycle: 1:1

Medium: MSL835;Medium parameters used (interpolated): f = 841.5 MHz; σ = 1.003 S/m; ε_r = 57.799; ρ = 1000 kg/m^3
Phantom section: Flat Section

DASY 5 Configuration:

- Probe: EX3DV4 - SN3793; ConvF(9.11, 9.11, 9.11); Calibrated: 2019-03-25;
- Sensor-Surface: 1.4mm (Mechanical Surface Detection), z = -2.0, 31.0
- Electronics: DAE3 Sn414; Calibrated: 2018-12-03
- Phantom: SAM 1; Type: SAM; Serial: 1283
- DASY52 52.8.8(1222); SEMCAD X 14.6.10(7331)

Configuration/Body/Area Scan (9x15x1): Measurement grid: dx=12mm, dy=12mm
Maximum value of SAR (measured) = 0.925 W/kg

Configuration/Body/Zoom Scan (5x5x7)/Cube 0: Measurement grid: dx=8mm, dy=8mm, dz=5mm
Reference Value = 24.23 V/m; Power Drift = -0.01 dB
Peak SAR (extrapolated) = 1.09 W/kg
SAR(1 g) = 0.741 W/kg; SAR(10 g) = 0.525 W/kg
Maximum value of SAR (measured) = 0.956 W/kg

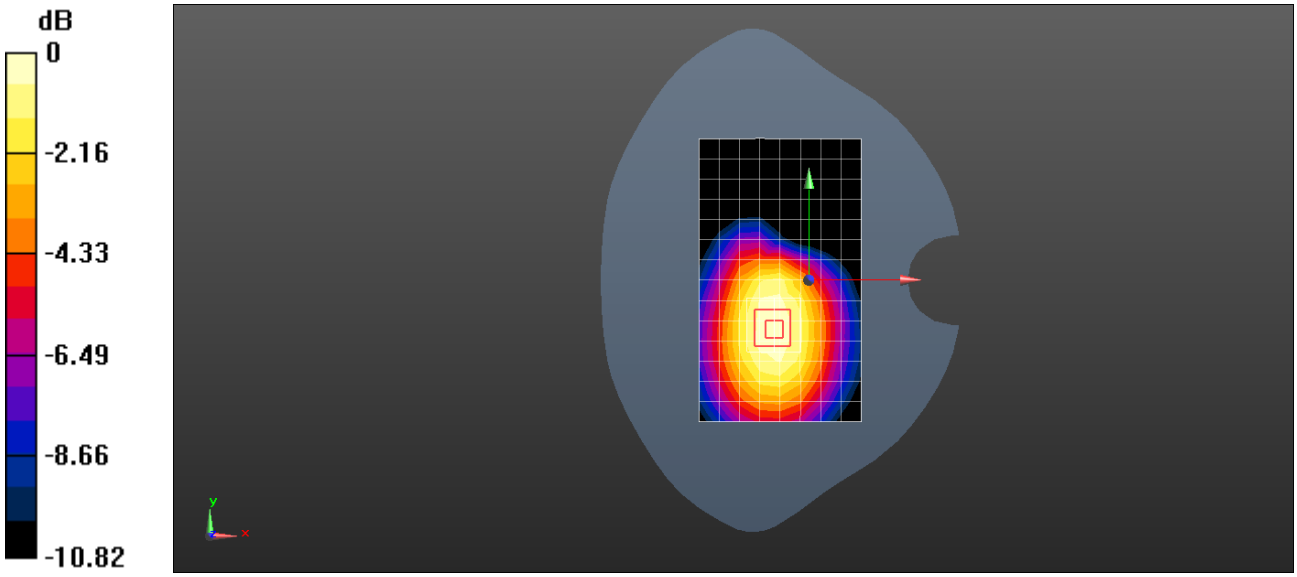

0 dB = 0.956 W/kg = -0.20 dBW/kg

Date: 2019-05-24

Test Laboratory: SGS-SAR Lab

LTE Band 26 15M QPSK 1RB0 26965CH Back side with Back splint Repeat 0mm

DUT: PNC370; Type: PoC LTE Terminal; Serial: A07B9A0670

Communication System: UID 0, LTE-FDD BW 15MHz (0); Frequency: 841.5 MHz;Duty Cycle: 1:1

Medium: MSL835;Medium parameters used (interpolated): f = 841.5 MHz; σ = 1.003 S/m; ε_r = 57.799; ρ = 1000 kg/m^3
Phantom section: Flat Section

DASY 5 Configuration:

- Probe: EX3DV4 - SN3793; ConvF(9.11, 9.11, 9.11); Calibrated: 2019-03-25;
- Sensor-Surface: 1.4mm (Mechanical Surface Detection), z = -2.0, 31.0
- Electronics: DAE3 Sn414; Calibrated: 2018-12-03
- Phantom: SAM 1; Type: SAM; Serial: 1283
- DASY52 52.8.8(1222); SEMCAD X 14.6.10(7331)

Configuration/Body/Area Scan (9x15x1): Measurement grid: dx=12mm, dy=12mm
Maximum value of SAR (measured) = 1.05 W/kg

Configuration/Body/Zoom Scan (5x5x7)/Cube 0: Measurement grid: dx=8mm, dy=8mm, dz=5mm
Reference Value = 28.25 V/m; Power Drift = 0.09 dB
Peak SAR (extrapolated) = 1.20 W/kg
SAR(1 g) = 0.843 W/kg; SAR(10 g) = 0.598 W/kg
Maximum value of SAR (measured) = 1.07 W/kg

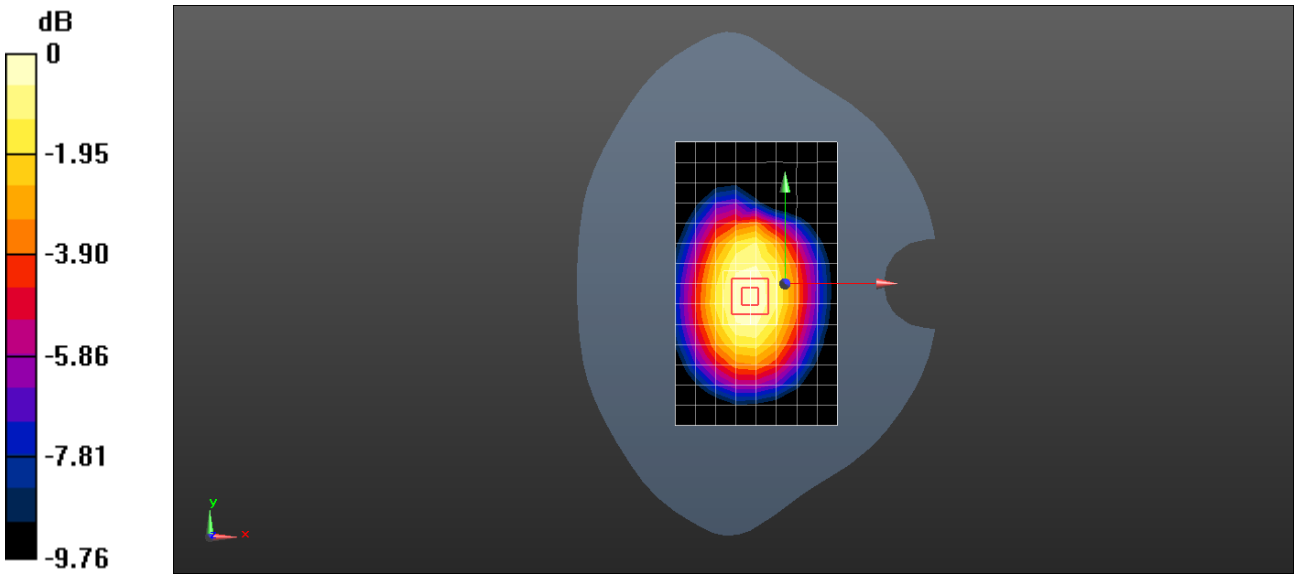

0 dB = 1.07 W/kg = 0.29 dBW/kg

Date: 2019-06-18

Test Laboratory: SGS-SAR Lab

LTE Band 38 20M QPSK 1RB0 37850CH Front to the mouth 10mm

DUT: PNC370; Type: PoC LTE Terminal; Serial: A07B9A0670

Communication System: UID 0, LTE-TDD BW 20MHz (0); Frequency: 2580 MHz;Duty Cycle: 1:1.57906

Medium: HSL2600;Medium parameters used: f = 2580 MHz; σ = 1.971 S/m; ε_r = 40.254; ρ = 1000 kg/m^3
Phantom section: Flat Section

DASY 5 Configuration:

- Probe: EX3DV4 - SN3793; ConvF(6.78, 6.78, 6.78); Calibrated: 2019-03-25;
- Sensor-Surface: 1.4mm (Mechanical Surface Detection), z = -2.0, 31.0
- Electronics: DAE3 Sn414; Calibrated: 2018-12-03
- Phantom: SAM 2; Type: SAM; Serial: 1913
- DASY52 52.8.8(1222); SEMCAD X 14.6.10(7331)

Configuration/Body/Area Scan (9x16x1): Measurement grid: dx=12mm, dy=12mm
Maximum value of SAR (measured) = 0.275 W/kg

Configuration/Body/Zoom Scan (7x7x7)/Cube 0: Measurement grid: dx=5mm, dy=5mm, dz=5mm
Reference Value = 7.398 V/m; Power Drift = -0.05 dB
Peak SAR (extrapolated) = 0.345 W/kg
SAR(1 g) = 0.181 W/kg; SAR(10 g) = 0.100 W/kg
Maximum value of SAR (measured) = 0.280 W/kg

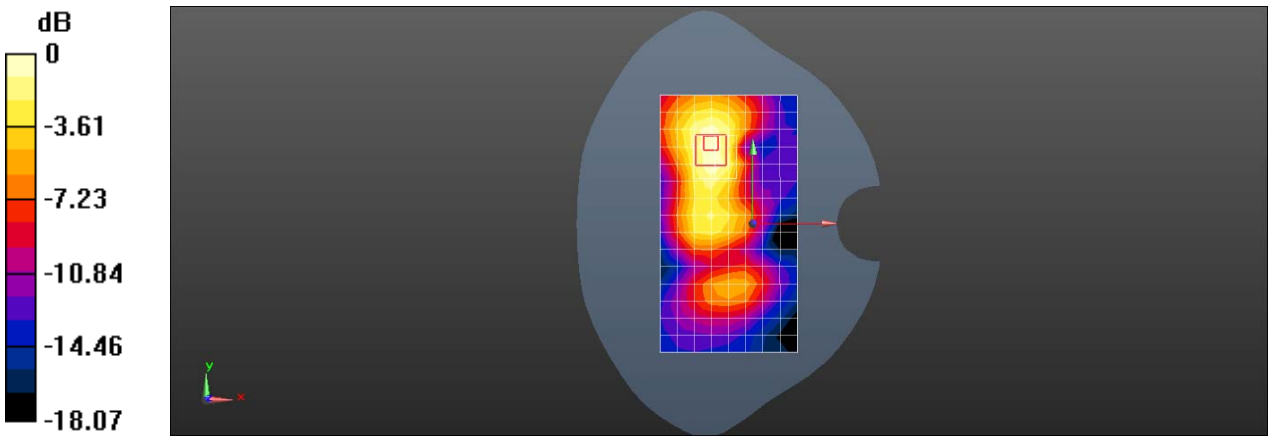

0 dB = 0.280 W/kg = -5.53 dBW/kg

Date: 2019-05-23

Test Laboratory: SGS-SAR Lab

LTE Band 38 20M QPSK 1RB0 37850CH Back side 15mm

DUT: PNC370; Type: PoC LTE Terminal; Serial: A07B9A0670

Communication System: UID 0, LTE-TDD BW 20MHz (0); Frequency: 2580 MHz;Duty Cycle: 1:1.57906

Medium: MSL2600;Medium parameters used: f = 2580 MHz; σ = 2.084 S/m; ε_r = 52.504; ρ = 1000 kg/m^3
Phantom section: Flat Section

DASY 5 Configuration:

- Probe: EX3DV4 - SN3793; ConvF(6.87, 6.87, 6.87); Calibrated: 2019-03-25;
- Sensor-Surface: 1.4mm (Mechanical Surface Detection), z = -2.0, 31.0
- Electronics: DAE3 Sn414; Calibrated: 2018-12-03
- Phantom: ELI V5.0; Type: ELI; Serial: 1123
- DASY52 52.8.8(1222); SEMCAD X 14.6.10(7331)

Configuration/Body/Area Scan (9x15x1): Measurement grid: dx=12mm, dy=12mm
Maximum value of SAR (measured) = 1.07 W/kg

Configuration/Body/Zoom Scan (7x7x7)/Cube 0: Measurement grid: dx=5mm, dy=5mm, dz=5mm
Reference Value = 8.783 V/m; Power Drift = -0.10 dB
Peak SAR (extrapolated) = 1.50 W/kg
SAR(1 g) = 0.705 W/kg; SAR(10 g) = 0.290 W/kg
Maximum value of SAR (measured) = 1.18 W/kg

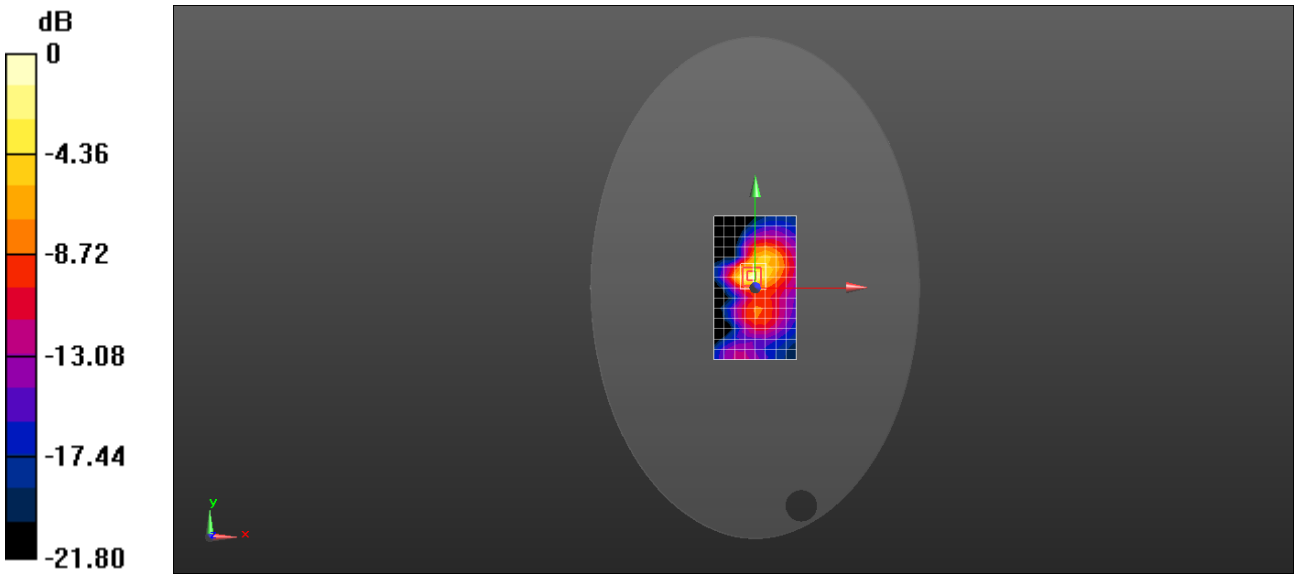

0 dB = 1.18 W/kg = 0.72 dBW/kg

Date: 2019-05-23

Test Laboratory: SGS-SAR Lab

LTE Band 38 20M QPSK 1RB0 37850CH Back side with Back splint 0mm

DUT: PNC370; Type: PoC LTE Terminal; Serial: A07B9A0670

Communication System: UID 0, LTE-TDD BW 20MHz (0); Frequency: 2580 MHz;Duty Cycle: 1:1.57906

Medium: MSL2600;Medium parameters used: f = 2580 MHz; σ = 2.084 S/m; ε_r = 52.504; ρ = 1000 kg/m^3
Phantom section: Flat Section

DASY 5 Configuration:

- Probe: EX3DV4 - SN3793; ConvF(6.87, 6.87, 6.87); Calibrated: 2019-03-25;
- Sensor-Surface: 1.4mm (Mechanical Surface Detection), z = -2.0, 31.0
- Electronics: DAE3 Sn414; Calibrated: 2018-12-03
- Phantom: ELI V5.0; Type: ELI; Serial: 1123
- DASY52 52.8.8(1222); SEMCAD X 14.6.10(7331)

Configuration/Body/Area Scan (9x15x1): Measurement grid: dx=12mm, dy=12mm
Maximum value of SAR (measured) = 1.04 W/kg

Configuration/Body/Zoom Scan (7x7x7)/Cube 0: Measurement grid: dx=5mm, dy=5mm, dz=5mm
Reference Value = 8.667 V/m; Power Drift = -0.08 dB
Peak SAR (extrapolated) = 1.52 W/kg
SAR(1 g) = 0.718 W/kg; SAR(10 g) = 0.292 W/kg
Maximum value of SAR (measured) = 1.20 W/kg

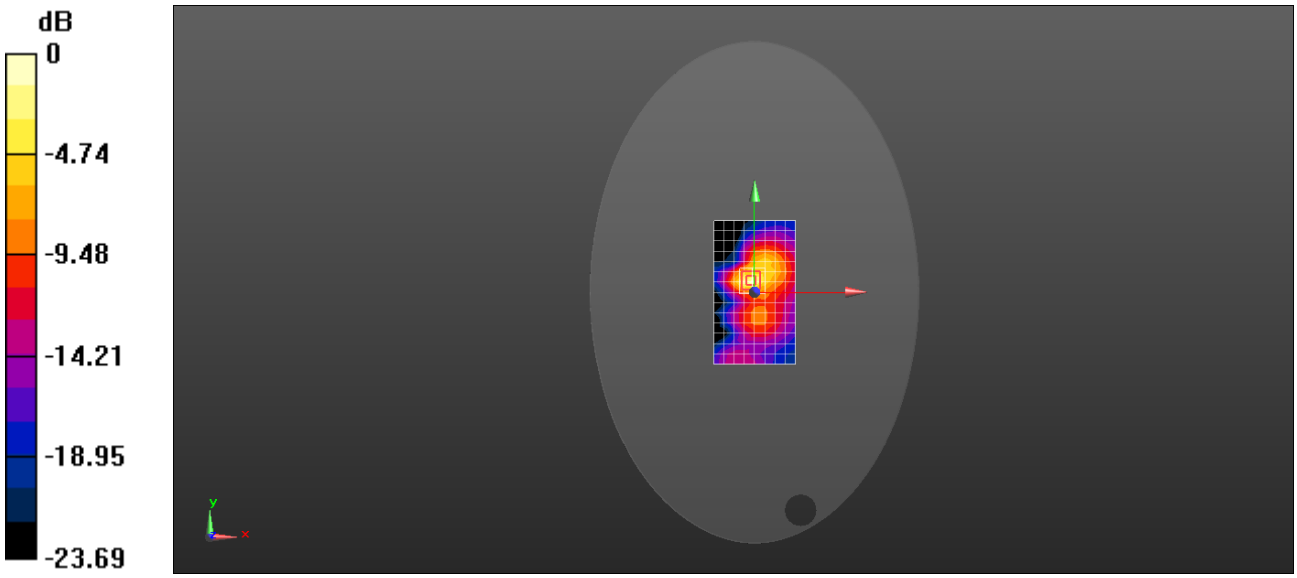

0 dB = 1.20 W/kg = 0.79 dBW/kg

Date: 2019-06-18

Test Laboratory: SGS-SAR Lab

LTE Band 41 20M QPSK 1RB0 40340CH Front to the mouth 10mm

DUT: PNC370; Type: PoC LTE Terminal; Serial: A07B9A0670

Communication System: UID 0, LTE-TDD BW 20MHz (0); Frequency: 2565 MHz;Duty Cycle: 1:1.57906

Medium: HSL2600;Medium parameters used: f = 2565 MHz; σ = 1.954 S/m; ε_r = 40.307; ρ = 1000 kg/m^3
Phantom section: Flat Section

DASY 5 Configuration:

- Probe: EX3DV4 - SN3793; ConvF(6.78, 6.78, 6.78); Calibrated: 2019-03-25;
- Sensor-Surface: 1.4mm (Mechanical Surface Detection), z = -2.0, 31.0
- Electronics: DAE3 Sn414; Calibrated: 2018-12-03
- Phantom: SAM 2; Type: SAM; Serial: 1913
- DASY52 52.8.8(1222); SEMCAD X 14.6.10(7331)

Configuration/Body/Area Scan (9x16x1): Measurement grid: dx=12mm, dy=12mm
Maximum value of SAR (measured) = 0.239 W/kg

Configuration/Body/Zoom Scan (7x7x7)/Cube 0: Measurement grid: dx=5mm, dy=5mm, dz=5mm
Reference Value = 5.614 V/m; Power Drift = 0.08 dB
Peak SAR (extrapolated) = 0.344 W/kg
SAR(1 g) = 0.179 W/kg; SAR(10 g) = 0.096 W/kg
Maximum value of SAR (measured) = 0.275 W/kg

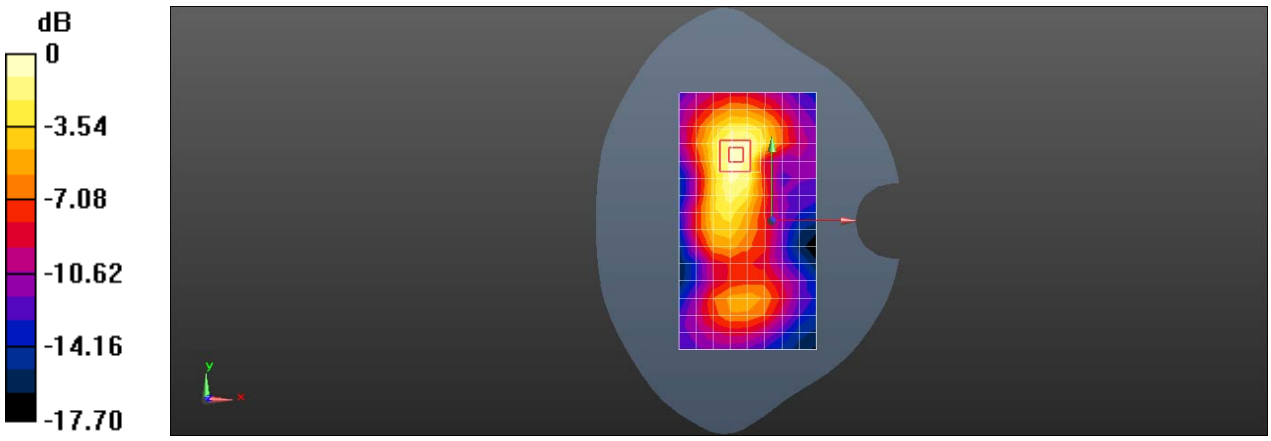

0 dB = 0.275 W/kg = -5.61 dBW/kg

Date: 2019-05-23

Test Laboratory: SGS-SAR Lab

LTE Band 41 20M QPSK 1RB0 40340CH Back side 15mm

DUT: PNC370; Type: PoC LTE Terminal; Serial: A07B9A0670

Communication System: UID 0, LTE-TDD BW 20MHz (0); Frequency: 2565 MHz;Duty Cycle: 1:1.57906

Medium: MSL2600;Medium parameters used: f = 2565 MHz; σ = 2.064 S/m; ε_r = 52.519; ρ = 1000 kg/m^3
Phantom section: Flat Section

DASY 5 Configuration:

- Probe: EX3DV4 - SN3793; ConvF(6.87, 6.87, 6.87); Calibrated: 2019-03-25;
- Sensor-Surface: 1.4mm (Mechanical Surface Detection), z = -2.0, 31.0
- Electronics: DAE3 Sn414; Calibrated: 2018-12-03
- Phantom: ELI V5.0; Type: ELI; Serial: 1123
- DASY52 52.8.8(1222); SEMCAD X 14.6.10(7331)

Configuration/Body/Area Scan (9x15x1): Measurement grid: dx=12mm, dy=12mm
Maximum value of SAR (measured) = 0.733 W/kg

Configuration/Body/Zoom Scan (7x7x7)/Cube 0: Measurement grid: dx=5mm, dy=5mm, dz=5mm
Reference Value = 8.473 V/m; Power Drift = 0.02 dB
Peak SAR (extrapolated) = 1.00 W/kg
SAR(1 g) = 0.464 W/kg; SAR(10 g) = 0.190 W/kg
Maximum value of SAR (measured) = 0.806 W/kg

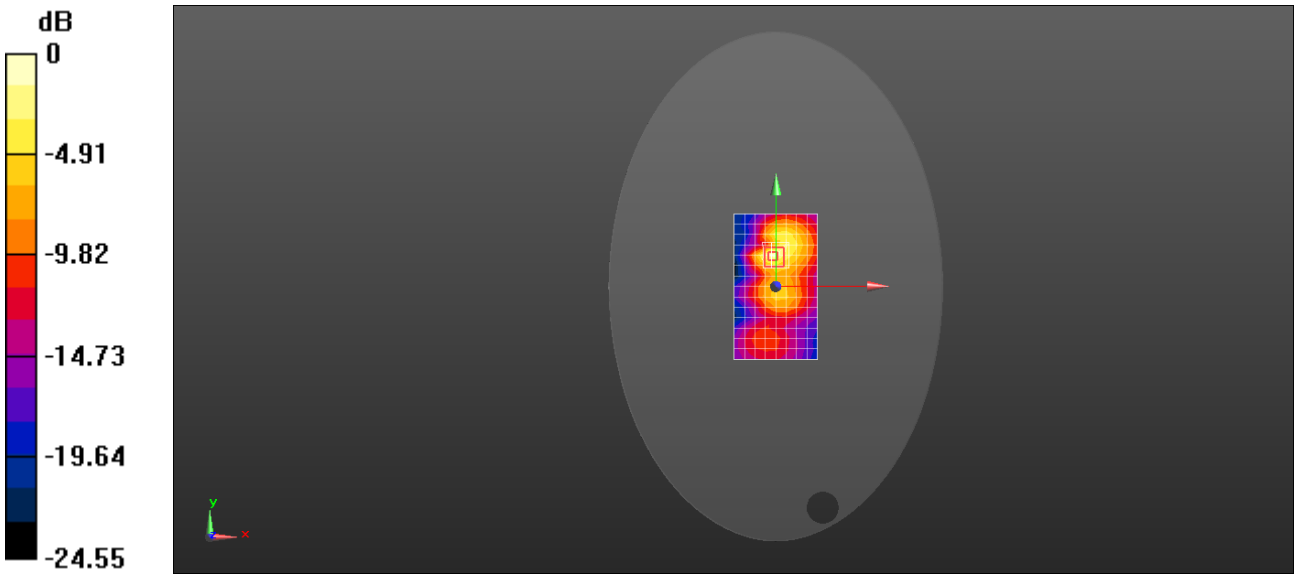

0 dB = 0.806 W/kg = -0.94 dBW/kg

Date: 2019-05-23

Test Laboratory: SGS-SAR Lab

LTE Band 41 20M QPSK 1RB0 40340CH Back side with Back splint 0mm

DUT: PNC370; Type: PoC LTE Terminal; Serial: A07B9A0670

Communication System: UID 0, LTE-TDD BW 20MHz (0); Frequency: 2565 MHz;Duty Cycle: 1:1.57906

Medium: MSL2600;Medium parameters used: f = 2565 MHz; σ = 2.064 S/m; ε_r = 52.519; ρ = 1000 kg/m^3
Phantom section: Flat Section

DASY 5 Configuration:

- Probe: EX3DV4 - SN3793; ConvF(6.87, 6.87, 6.87); Calibrated: 2019-03-25;
- Sensor-Surface: 1.4mm (Mechanical Surface Detection), z = -2.0, 31.0
- Electronics: DAE3 Sn414; Calibrated: 2018-12-03
- Phantom: ELI V5.0; Type: ELI; Serial: 1123
- DASY52 52.8.8(1222); SEMCAD X 14.6.10(7331)

Configuration/Body/Area Scan (9x15x1): Measurement grid: dx=12mm, dy=12mm
Maximum value of SAR (measured) = 0.776 W/kg

Configuration/Body/Zoom Scan (7x7x7)/Cube 0: Measurement grid: dx=5mm, dy=5mm, dz=5mm
Reference Value = 10.78 V/m; Power Drift = -0.07 dB
Peak SAR (extrapolated) = 1.21 W/kg
SAR(1 g) = 0.580 W/kg; SAR(10 g) = 0.239 W/kg
Maximum value of SAR (measured) = 0.923 W/kg

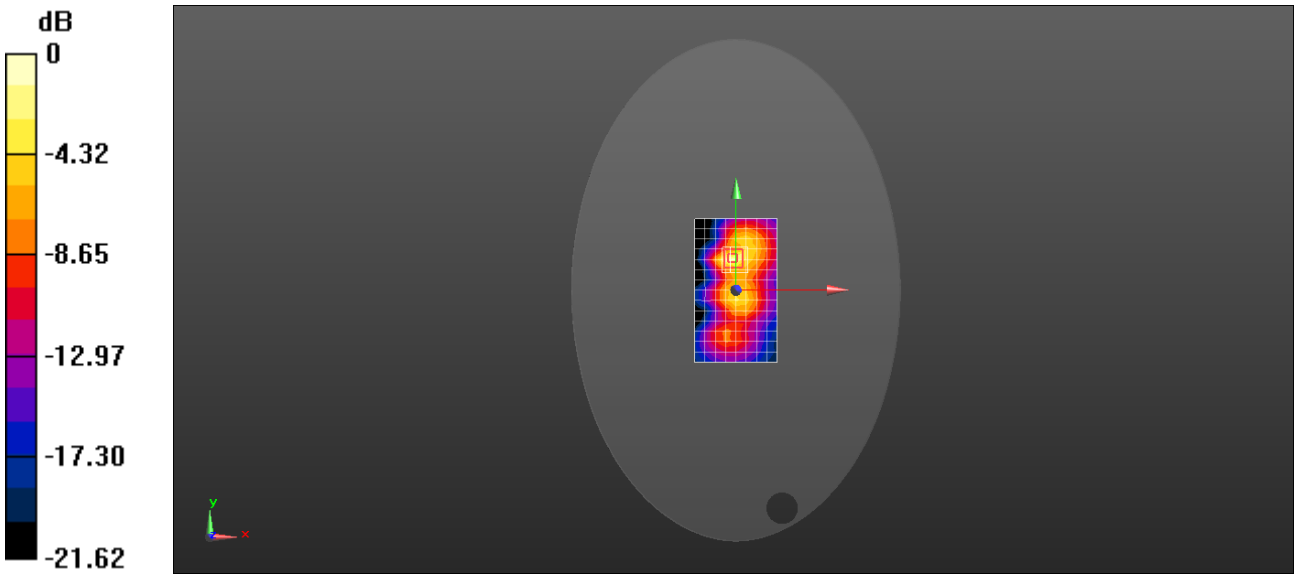

0 dB = 0.923 W/kg = -0.35 dBW/kg

Date: 2019-06-20

Test Laboratory: SGS-SAR Lab

WIFI2.4G 8092.11b 6CH Front to the mouth 10mm

DUT: PNC370; Type: PoC LTE Terminal; Serial: A07B9A0670

Communication System: UID 0, WI-FI(2.4GHz) (0); Frequency: 2437 MHz;Duty Cycle: 1:1

Medium: HSL2450;Medium parameters used: f = 2437 MHz; σ = 1.81 S/m; ε_r = 40.768; ρ = 1000 kg/m^3
Phantom section: Flat Section

DASY 5 Configuration:

- Probe: EX3DV4 - SN3793; ConvF(6.93, 6.93, 6.93); Calibrated: 2019-03-25;
- Sensor-Surface: 1.4mm (Mechanical Surface Detection), z = -2.0, 31.0
- Electronics: DAE3 Sn414; Calibrated: 2018-12-03
- Phantom: SAM 2; Type: SAM; Serial: 1913
- DASY52 52.8.8(1222); SEMCAD X 14.6.10(7331)

Configuration/Body/Area Scan (9x16x1): Measurement grid: dx=12mm, dy=12mm
Maximum value of SAR (measured) = 0.108 W/kg

Configuration/Body/Zoom Scan (7x7x7)/Cube 0: Measurement grid: dx=5mm, dy=5mm, dz=5mm
Reference Value = 4.422 V/m; Power Drift = 0.01 dB
Peak SAR (extrapolated) = 0.138 W/kg
SAR(1 g) = 0.068 W/kg; SAR(10 g) = 0.036 W/kg
Maximum value of SAR (measured) = 0.111 W/kg

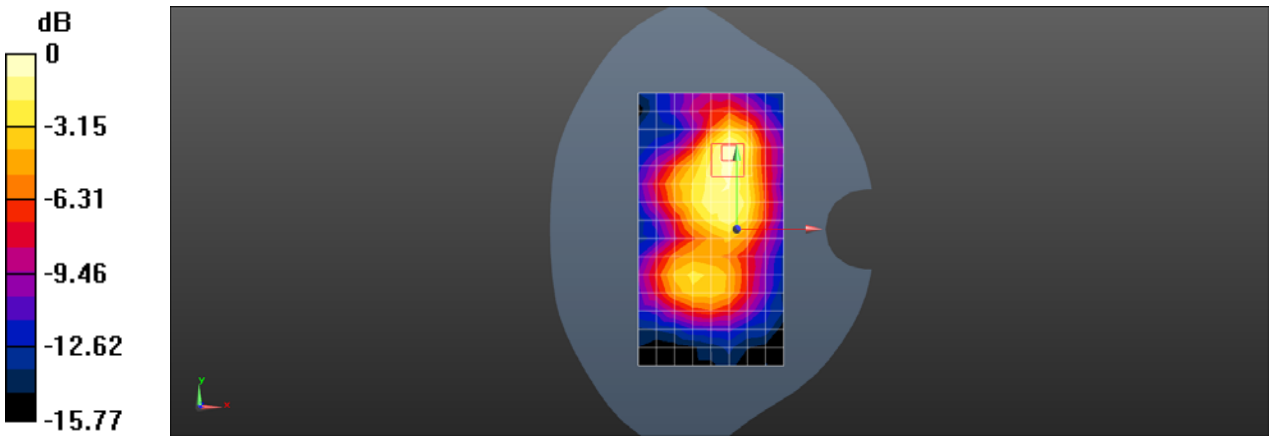

0 dB = 0.111 W/kg = -9.55 dBW/kg

Date: 2019-04-12

Test Laboratory: SGS-SAR Lab

WIFI2.4GH 802.11b 6CH Front side 15mm

DUT: PNC370; Type: PoC LTE Terminal; Serial: A07B9A0632

Communication System: UID 0, WI-FI(2.4GHz) (0); Frequency: 2437 MHz;Duty Cycle: 1:1

Medium: MSL2450;Medium parameters used: f = 2437 MHz; σ = 1.917 S/m; ε_r = 50.818; ρ = 1000 kg/m^3
Phantom section: Flat Section

DASY 5 Configuration:

- Probe: EX3DV4 - SN3982; ConvF(7.82, 7.82, 7.82); Calibrated: 2018-04-10;
- Sensor-Surface: 1.4mm (Mechanical Surface Detection), z = -2.0, 31.0
- Electronics: DAE4 Sn1267; Calibrated: 2018-12-03
- Phantom: Twin phantom; Type: SAM5; Serial: 1141
- DASY52 52.8.8(1258); SEMCAD X 14.6.10(7331)

Configuration/Body/Area Scan (9x15x1): Measurement grid: dx=12mm, dy=12mm
Maximum value of SAR (measured) = 0.0458 W/kg

Configuration/Body/Zoom Scan (7x7x7)/Cube 0: Measurement grid: dx=5mm, dy=5mm, dz=5mm
Reference Value = 3.899 V/m; Power Drift = 0.02 dB
Peak SAR (extrapolated) = 0.0570 W/kg
SAR(1 g) = 0.031 W/kg; SAR(10 g) = 0.017 W/kg
Maximum value of SAR (measured) = 0.0471 W/kg

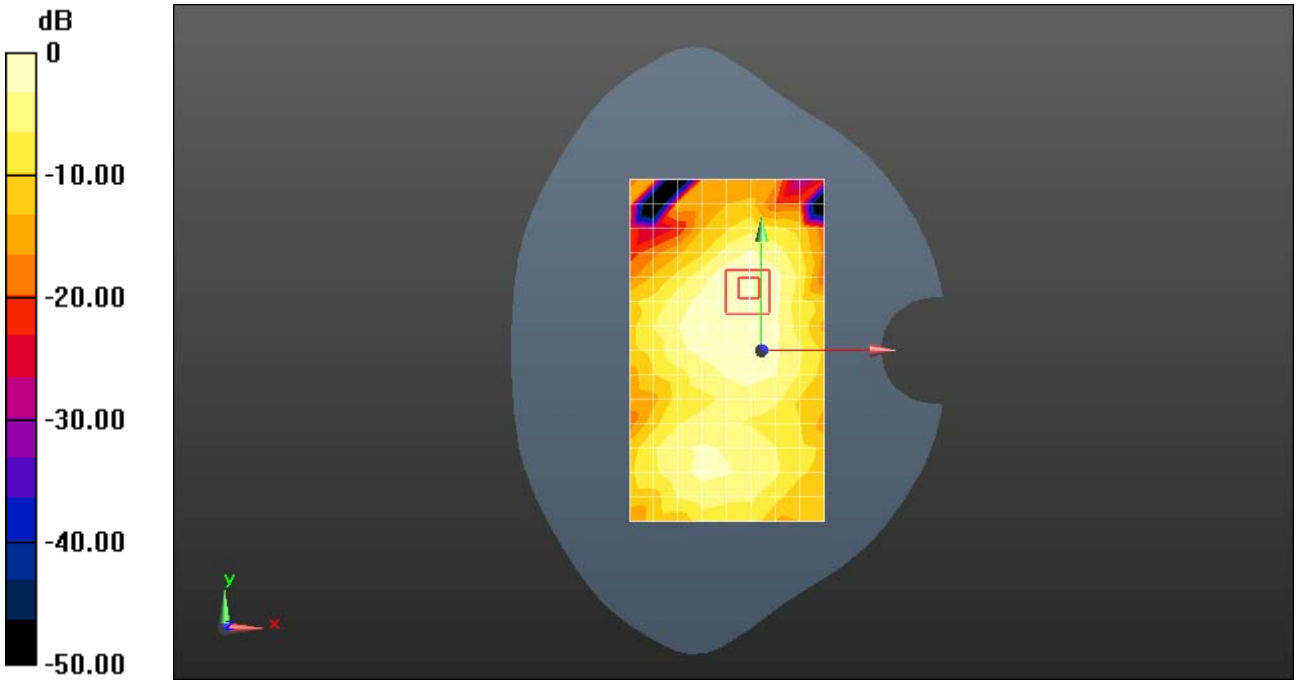

0 dB = 0.0471 W/kg = -13.27 dBW/kg

Date: 2019-04-12

Test Laboratory: SGS-SAR Lab

WIFI2.4GH 802.11b 6CH Back side with Back splin 0mm

DUT: PNC370; Type: PoC LTE Terminal; Serial: A07B9A0632

Communication System: UID 0, WI-FI(2.4GHz) (0); Frequency: 2437 MHz;Duty Cycle: 1:1

Medium: MSL2450;Medium parameters used: f = 2437 MHz; σ = 1.917 S/m; ε_r = 50.818; ρ = 1000 kg/m^3
Phantom section: Flat Section

DASY 5 Configuration:

- Probe: EX3DV4 - SN3982; ConvF(7.82, 7.82, 7.82); Calibrated: 2018-04-10;
- Sensor-Surface: 1.4mm (Mechanical Surface Detection), z = -2.0, 31.0
- Electronics: DAE4 Sn1267; Calibrated: 2018-12-03
- Phantom: Twin phantom; Type: SAM5; Serial: 1141
- DASY52 52.8.8(1258); SEMCAD X 14.6.10(7331)

Configuration/Body/Area Scan (9x15x1): Measurement grid: dx=12mm, dy=12mm
Maximum value of SAR (measured) = 0.126 W/kg

Configuration/Body/Zoom Scan (7x7x7)/Cube 0: Measurement grid: dx=5mm, dy=5mm, dz=5mm
Reference Value = 3.313 V/m; Power Drift = 0.02 dB
Peak SAR (extrapolated) = 0.168 W/kg
SAR(1 g) = 0.087 W/kg; SAR(10 g) = 0.034 W/kg
Maximum value of SAR (measured) = 0.134 W/kg

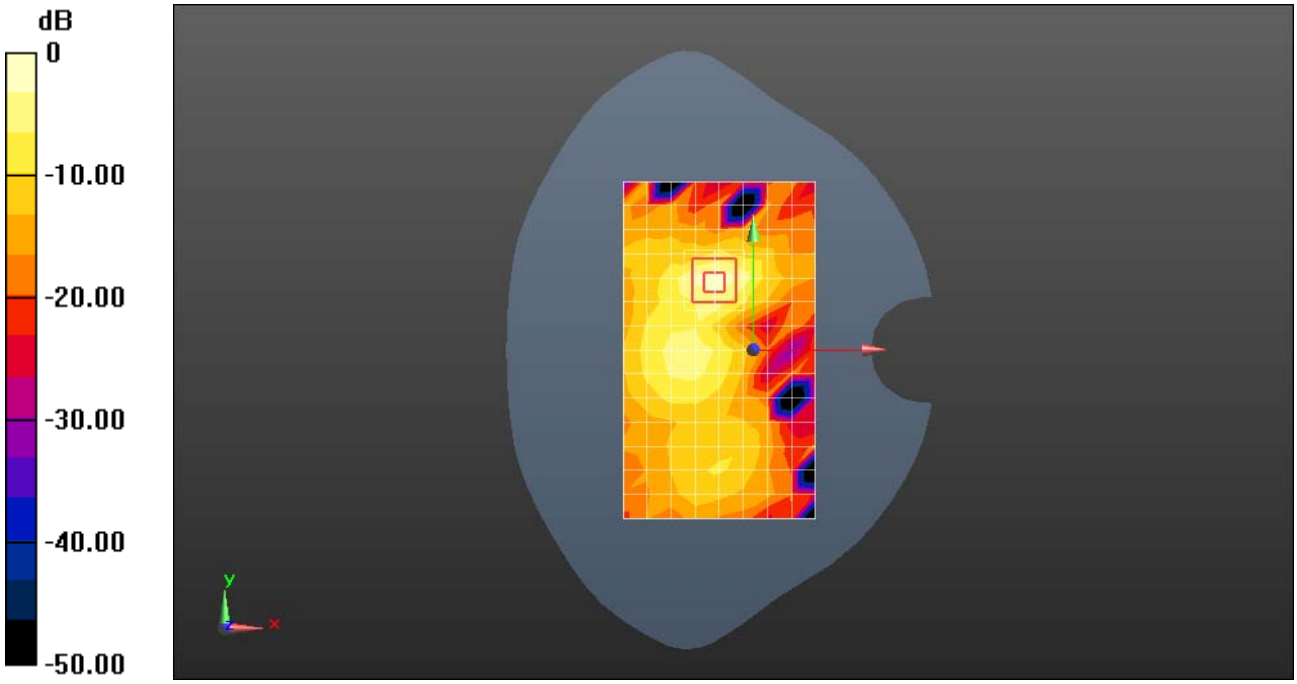

0 dB = 0.134 W/kg = -8.73 dBW/kg