LTE FDD Band 5, Nominal Bandwidth: 1.4MHz						
Modulation	Channel	RB Configuration		Test result (dB)	Limit (dB)	Verdict
		Size	Offset			
QPSK	LCH	1	0	4.24	13	Pass
		1	3	4.28	13	Pass
		1	5	4.32	13	Pass
		3	0	4.44	13	Pass
		3	1	4.36	13	Pass
		3	3	4.44	13	Pass
		6	0	5.04	13	Pass
	MCH	1	0	3.76	13	Pass
		1	3	3.6	13	Pass
		1	5	3.6	13	Pass
		3	0	3.92	13	Pass
		3	1	3.8	13	Pass
		3	3	3.8	13	Pass
		6	0	4.56	13	Pass
	HCH	1	0	3	13	Pass
		1	3	2.88	13	Pass
		1	5	2.72	13	Pass
		3	0	3.04	13	Pass
		3	1	2.96	13	Pass
		3	3	2.76	13	Pass
		6	0	3.68	13	Pass
16QAM	LCH	1	0	4.8	13	Pass
		1	3	5.08	13	Pass
		1	5	5.08	13	Pass
		3	0	5.24	13	Pass
		3	1	5.2	13	Pass
		3	3	5.36	13	Pass
		6	0	5.84	13	Pass
	MCH	1	0	4.44	13	Pass
		1	3	4.28	13	Pass
		1	5	4.52	13	Pass
		3	0	4.68	13	Pass
		3	1	4.6	13	Pass
		3	3	4.6	13	Pass
		6	0	5.44	13	Pass
	HCH	1	0	3.8	13	Pass
		1	3	3.6	13	Pass
		1	5	3.52	13	Pass
		3	0	3.84	13	Pass
		3	1	3.64	13	Pass
		3	3	3.6	13	Pass
		6	0	4.64	13	Pass

LTE FDD Band 5, Nominal Bandwidth: 3.0MHz						
Modulation	Channel	RB Configuration		Test result (dB)	Limit (dB)	Verdict
		Size	Offset			
QPSK	LCH	1	0	4.2	13	Pass
		1	8	4.28	13	Pass
		1	14	4.48	13	Pass
		8	0	4.84	13	Pass
		8	4	4.84	13	Pass
		8	7	4.96	13	Pass
		15	0	5.12	13	Pass
	MCH	1	0	3.8	13	Pass
		1	8	3.68	13	Pass
		1	14	3.52	13	Pass
		8	0	4.44	13	Pass
		8	4	4.28	13	Pass
		8	7	4.28	13	Pass
		15	0	4.56	13	Pass
	HCH	1	0	3.16	13	Pass
		1	8	3.04	13	Pass
		1	14	2.76	13	Pass
		8	0	3.84	13	Pass
		8	4	3.72	13	Pass
		8	7	3.64	13	Pass
		15	0	3.92	13	Pass
16QAM	LCH	1	0	4.96	13	Pass
		1	8	5.2	13	Pass
		1	14	5.2	13	Pass
		8	0	5.64	13	Pass
		8	4	5.68	13	Pass
		8	7	5.8	13	Pass
		15	0	6	13	Pass
	MCH	1	0	4.6	13	Pass
		1	8	4.4	13	Pass
		1	14	4.28	13	Pass
		8	0	5.32	13	Pass
		8	4	5.2	13	Pass
		8	7	5.12	13	Pass
		15	0	5.44	13	Pass
	HCH	1	0	3.88	13	Pass
		1	8	3.76	13	Pass
		1	14	3.44	13	Pass
		8	0	4.64	13	Pass
		8	4	4.6	13	Pass
		8	7	4.48	13	Pass
		15	0	4.72	13	Pass

LTE FDD Band 5, Nominal Bandwidth: 5.0MHz						
Modulation	Channel	RB Configuration		Test result (dB)	Limit (dB)	Verdict
		Size	Offset			
QPSK	LCH	1	0	4.2	13	Pass
		1	12	4.32	13	Pass
		1	24	4.52	13	Pass
		12	0	4.84	13	Pass
		12	7	4.84	13	Pass
		12	13	4.92	13	Pass
		25	0	5.28	13	Pass
	MCH	1	0	3.92	13	Pass
		1	12	3.56	13	Pass
		1	24	3.24	13	Pass
		12	0	4.48	13	Pass
		12	7	4.2	13	Pass
		12	13	4.04	13	Pass
		25	0	4.72	13	Pass
	HCH	1	0	3.28	13	Pass
		1	12	3.04	13	Pass
		1	24	2.64	13	Pass
		12	0	3.96	13	Pass
		12	7	3.8	13	Pass
		12	13	3.72	13	Pass
		25	0	4.4	13	Pass
16QAM	LCH	1	0	5.04	13	Pass
		1	12	5.32	13	Pass
		1	24	5.12	13	Pass
		12	0	5.76	13	Pass
		12	7	5.72	13	Pass
		12	13	5.88	13	Pass
		25	0	6.12	13	Pass
	MCH	1	0	4.96	13	Pass
		1	12	4.44	13	Pass
		1	24	4.04	13	Pass
		12	0	5.48	13	Pass
		12	7	5.2	13	Pass
		12	13	5.08	13	Pass
		25	0	5.44	13	Pass
	HCH	1	0	4.24	13	Pass
		1	12	3.84	13	Pass
		1	24	3.6	13	Pass
		12	0	4.92	13	Pass
		12	7	4.68	13	Pass
		12	13	4.68	13	Pass
		25	0	5.16	13	Pass

LTE FDD Band 5, Nominal Bandwidth: 10.0MHz						
Modulation	Channel	RB Configuration		Test result (dB)	Limit (dB)	Verdict
		Size	Offset			
QPSK	LCH	1	0	4.24	13	Pass
		1	25	4.44	13	Pass
		1	49	4.16	13	Pass
		25	0	5.04	13	Pass
		25	12	5.08	13	Pass
		25	25	5.36	13	Pass
		50	0	5.48	13	Pass
	MCH	1	0	4.24	13	Pass
		1	25	3.72	13	Pass
		1	49	3.4	13	Pass
		25	0	4.76	13	Pass
		25	12	4.64	13	Pass
		25	25	4.84	13	Pass
		50	0	5.08	13	Pass
	HCH	1	0	3.24	13	Pass
		1	25	3.44	13	Pass
		1	49	2.92	13	Pass
		25	0	4.2	13	Pass
		25	12	4.32	13	Pass
		25	25	4.92	13	Pass
		50	0	5.08	13	Pass
16QAM	LCH	1	0	5.04	13	Pass
		1	25	5.4	13	Pass
		1	49	5.12	13	Pass
		25	0	5.84	13	Pass
		25	12	5.92	13	Pass
		25	25	6.24	13	Pass
		50	0	6.2	13	Pass
	MCH	1	0	5.08	13	Pass
		1	25	4.68	13	Pass
		1	49	4.04	13	Pass
		25	0	5.68	13	Pass
		25	12	5.44	13	Pass
		25	25	5.48	13	Pass
		50	0	5.96	13	Pass
	HCH	1	0	4	13	Pass
		1	25	4.24	13	Pass
		1	49	3.52	13	Pass
		25	0	5.12	13	Pass
		25	12	5.16	13	Pass
		25	25	5.6	13	Pass
		50	0	5.84	13	Pass

LTE FDD Band 5, Nominal Bandwidth: 1.4MHz

QPSK Low channel-1 RB offset 0

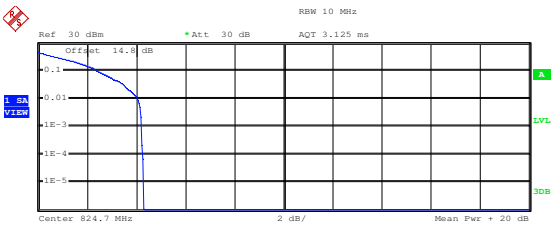

Complementary Cumulative Distribution Function (100000 samples)

Trace 1

Mean	24.31 dBm
Peak	28.60 dBm
Crest	4.29 dB
10 %	2.48 dB
1 %	4.04 dB
.1 %	4.24 dB
.01 %	4.28 dB

16QAM Low channel-1 RB offset 0

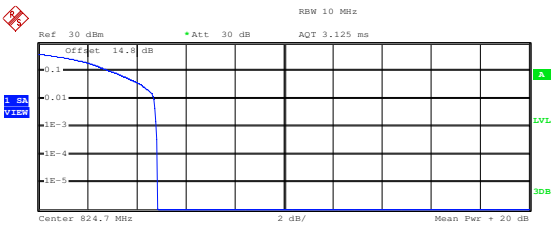

Complementary Cumulative Distribution Function (100000 samples)

Trace 1

Mean	23.76 dBm
Peak	28.60 dBm
Crest	4.84 dB
10 %	3.00 dB
1 %	4.72 dB
.1 %	4.80 dB
.01 %	4.88 dB

QPSK Low channel-1 RB offset 3

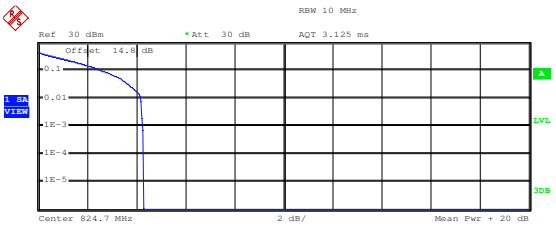

Complementary Cumulative Distribution Function (100000 samples)

Trace 1

Mean	24.16 dBm
Peak	28.46 dBm
Crest	4.30 dB
10 %	2.64 dB
1 %	4.16 dB
.1 %	4.28 dB
.01 %	4.32 dB

16QAM Low channel-1 RB offset 3

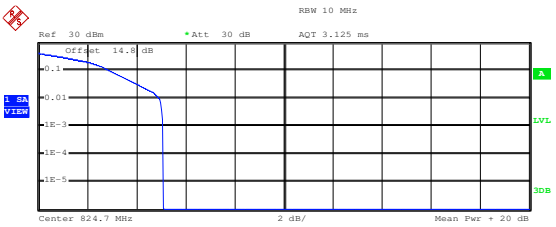

Complementary Cumulative Distribution Function (100000 samples)

Trace 1

Mean	23.50 dBm
Peak	28.60 dBm
Crest	5.10 dB
10 %	2.92 dB
1 %	4.92 dB
.1 %	5.08 dB
.01 %	5.12 dB

QPSK Low channel-1 RB offset 5

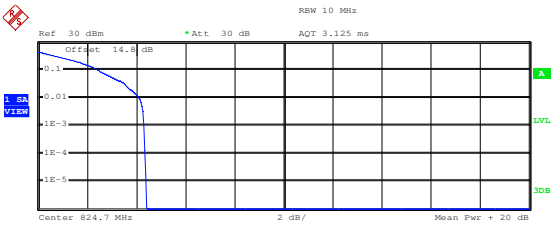

Complementary Cumulative Distribution Function (100000 samples)

Trace 1

Mean	24.13 dBm
Peak	28.53 dBm
Crest	4.40 dB
10 %	2.48 dB
1 %	4.12 dB
.1 %	4.32 dB
.01 %	4.36 dB

16QAM Low channel-1 RB offset 5

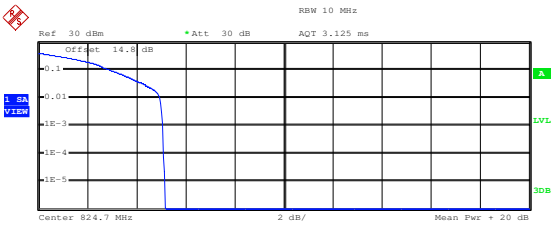

Complementary Cumulative Distribution Function (100000 samples)

Trace 1

Mean	23.43 dBm
Peak	28.60 dBm
Crest	5.17 dB
10 %	3.00 dB
1 %	4.96 dB
.1 %	5.08 dB
.01 %	5.12 dB

QPSK Low channel-3 RB offset 0

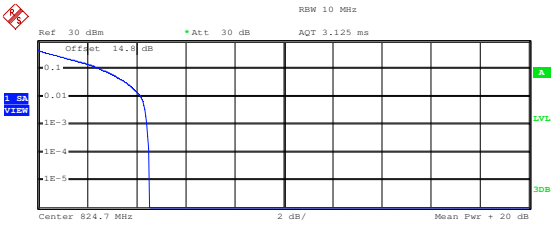

Complementary Cumulative Distribution Function (100000 samples)

Trace 1

Mean	24.20 dBm
Peak	28.74 dBm
Crest	4.54 dB
10 %	2.60 dB
1 %	4.20 dB
.1 %	4.44 dB
.01 %	4.52 dB

16QAM Low channel-3 RB offset 0

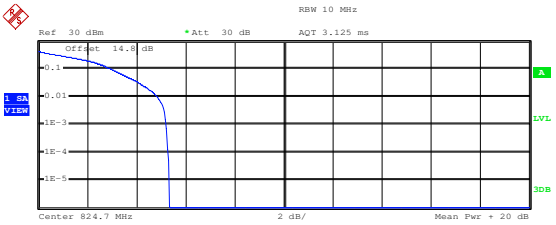

Complementary Cumulative Distribution Function (100000 samples)

Trace 1

Mean	23.55 dBm
Peak	28.88 dBm
Crest	5.33 dB
10 %	3.04 dB
1 %	4.84 dB
.1 %	5.24 dB
.01 %	5.28 dB

QPSK Low channel-3 RB offset 1

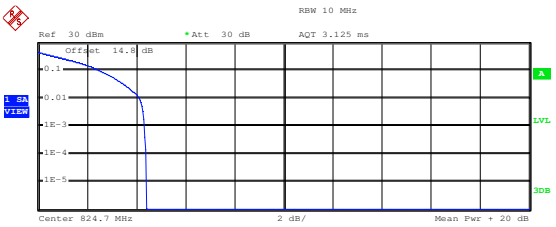

Complementary Cumulative Distribution Function (100000 samples)

Trace 1

Mean	24.33 dBm
Peak	28.74 dBm
Crest	4.41 dB
10 %	2.56 dB
1 %	4.12 dB
.1 %	4.36 dB
.01 %	4.40 dB

16QAM Low channel-3 RB offset 1

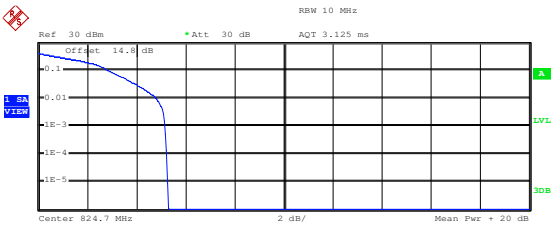

Complementary Cumulative Distribution Function (100000 samples)

Trace 1

Mean	23.54 dBm
Peak	28.81 dBm
Crest	5.27 dB
10 %	2.92 dB
1 %	4.80 dB
.1 %	5.20 dB
.01 %	5.24 dB

QPSK Low channel-3 RB offset 3

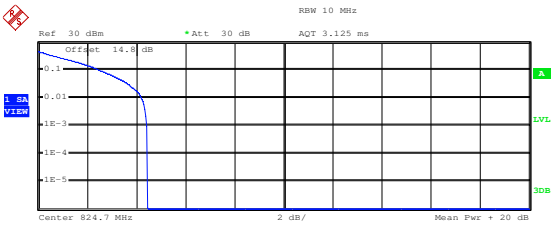

Complementary Cumulative Distribution Function (100000 samples)

Trace 1

Mean	24.27 dBm
Peak	28.74 dBm
Crest	4.47 dB
10 %	2.56 dB
1 %	4.20 dB
.1 %	4.44 dB
.01 %	4.48 dB

16QAM Low channel-3 RB offset 3

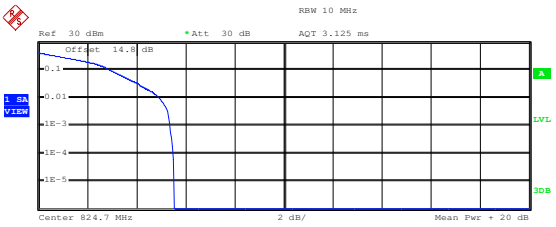

Complementary Cumulative Distribution Function (100000 samples)

Trace 1

Mean	23.42 dBm
Peak	28.95 dBm
Crest	5.53 dB
10 %	2.96 dB
1 %	4.92 dB
.1 %	5.36 dB
.01 %	5.52 dB

QPSK Low channel-6 RB offset 0

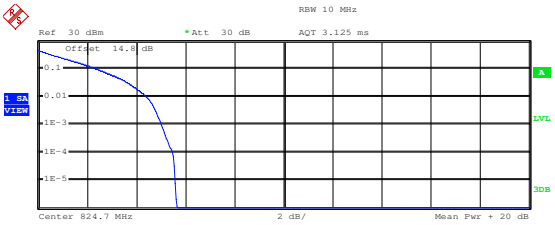

Complementary Cumulative Distribution Function (100000 samples)

Trace 1

Mean	23.10 dBm
Peak	28.74 dBm
Crest	5.64 dB
10 %	2.44 dB
1 %	4.44 dB
.1 %	5.04 dB
.01 %	5.48 dB

16QAM Low channel-6 RB offset 0

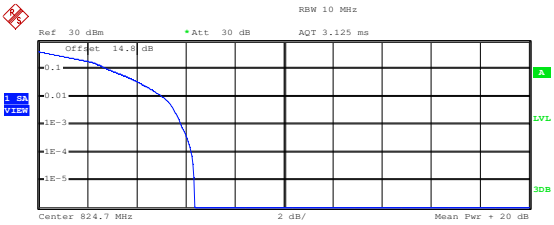

Complementary Cumulative Distribution Function (100000 samples)

Trace 1

Mean	22.09 dBm
Peak	28.46 dBm
Crest	6.36 dB
10 %	2.88 dB
1 %	5.08 dB
.1 %	5.84 dB
.01 %	6.24 dB

QPSK Middle channel-1 RB offset 0

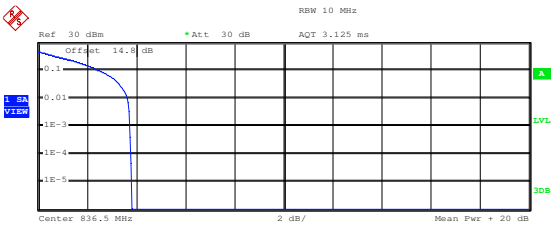

Complementary Cumulative Distribution Function (100000 samples)

Trace 1

Mean	24.28 dBm
Peak	28.11 dBm
Crest	3.83 dB
10 %	2.52 dB
1 %	3.64 dB
.1 %	3.76 dB
.01 %	3.80 dB

16QAM Middle channel-1 RB offset 0

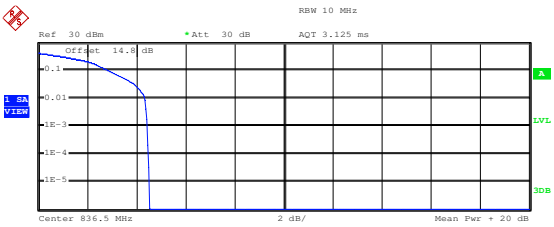

Complementary Cumulative Distribution Function (100000 samples)

Trace 1

Mean	23.56 dBm
Peak	28.11 dBm
Crest	4.55 dB
10 %	2.88 dB
1 %	4.36 dB
.1 %	4.44 dB
.01 %	4.52 dB

QPSK Middle channel-1 RB offset 3

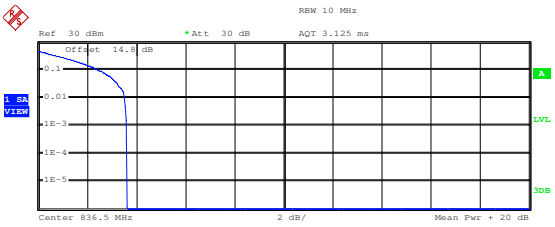

Complementary Cumulative Distribution Function (100000 samples)

Trace 1

Mean	24.28 dBm
Peak	27.90 dBm
Crest	3.61 dB
10 %	2.52 dB
1 %	3.52 dB
.1 %	3.60 dB
.01 %	3.64 dB

16QAM Middle channel-1 RB offset 3

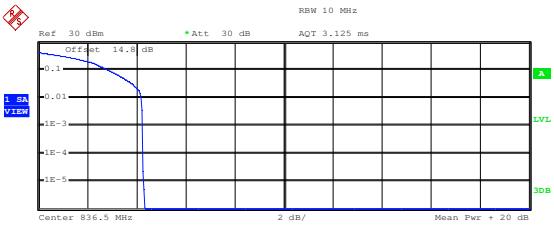

Complementary Cumulative Distribution Function (100000 samples)

Trace 1

Mean	23.64 dBm
Peak	27.97 dBm
Crest	4.32 dB
10 %	2.88 dB
1 %	4.20 dB
.1 %	4.28 dB
.01 %	4.28 dB

QPSK Middle channel-1 RB offset 5

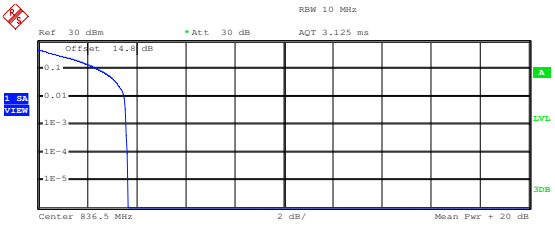

Complementary Cumulative Distribution Function (100000 samples)

Trace 1

Mean	24.18 dBm
Peak	27.82 dBm
Crest	3.64 dB
10 %	2.44 dB
1 %	3.52 dB
.1 %	3.60 dB
.01 %	3.64 dB

16QAM Middle channel-1 RB offset 5

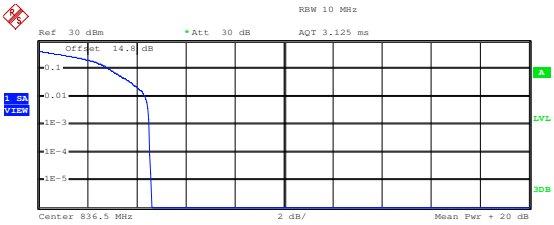

Complementary Cumulative Distribution Function (100000 samples)

Trace 1

Mean	23.22 dBm
Peak	27.82 dBm
Crest	4.60 dB
10 %	2.92 dB
1 %	4.36 dB
.1 %	4.52 dB
.01 %	4.56 dB

QPSK Middle channel-3 RB offset 0

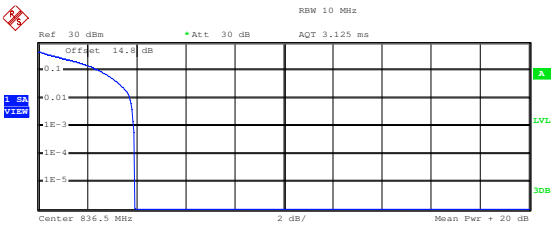

Complementary Cumulative Distribution Function (100000 samples)

Trace 1

Mean	24.16 dBm
Peak	28.11 dBm
Crest	3.95 dB
10 %	2.52 dB
1 %	3.76 dB
.1 %	3.92 dB
.01 %	3.96 dB

16QAM Middle channel-3 RB offset 0

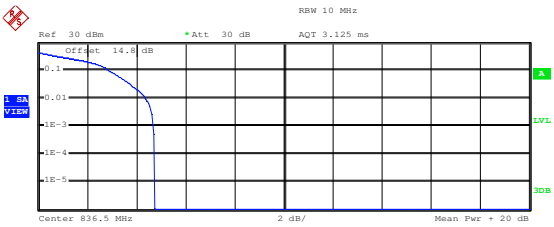

Complementary Cumulative Distribution Function (100000 samples)

Trace 1

Mean	23.44 dBm
Peak	28.18 dBm
Crest	4.74 dB
10 %	2.92 dB
1 %	4.36 dB
.1 %	4.68 dB
.01 %	4.76 dB

QPSK Middle channel-3 RB offset 1

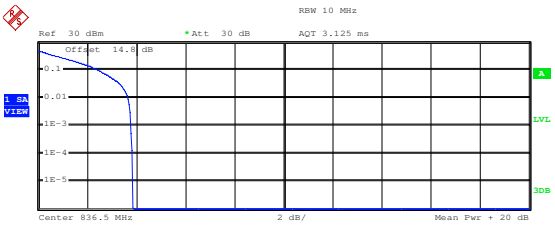

Complementary Cumulative Distribution Function (100000 samples)

Trace 1

Mean	24.17 dBm
Peak	28.04 dBm
Crest	3.87 dB
10 %	2.48 dB
1 %	3.68 dB
.1 %	3.80 dB
.01 %	3.84 dB

16QAM Middle channel-3 RB offset 1

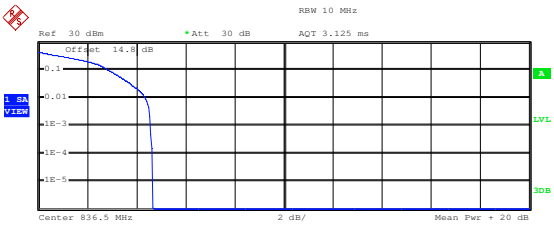

Complementary Cumulative Distribution Function (100000 samples)

Trace 1

Mean	23.46 dBm
Peak	28.11 dBm
Crest	4.65 dB
10 %	2.88 dB
1 %	4.36 dB
.1 %	4.60 dB
.01 %	4.64 dB

QPSK Middle channel-3 RB offset 3

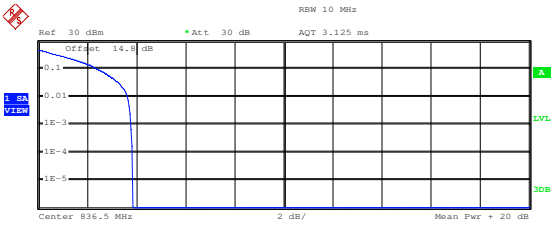

Complementary Cumulative Distribution Function (100000 samples)

Trace 1

Mean	24.09 dBm
Peak	27.97 dBm
Crest	3.87 dB
10 %	2.48 dB
1 %	3.64 dB
.1 %	3.80 dB
.01 %	3.84 dB

16QAM Middle channel-3 RB offset 3

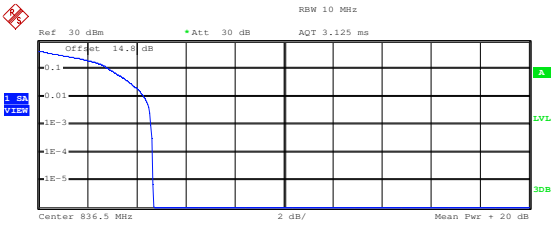

Complementary Cumulative Distribution Function (100000 samples)

Trace 1

Mean	23.36 dBm
Peak	28.04 dBm
Crest	4.67 dB
10 %	2.88 dB
1 %	4.32 dB
.1 %	4.60 dB
.01 %	4.68 dB

QPSK Middle channel-6 RB offset 0

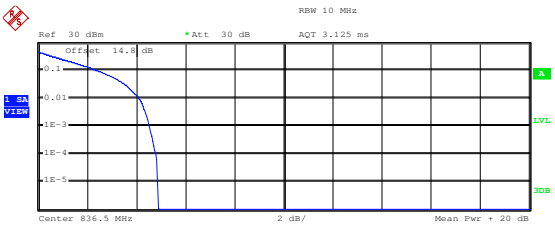

Complementary Cumulative Distribution Function (100000 samples)

Trace 1

Mean	23.09 dBm
Peak	27.97 dBm
Crest	4.88 dB
10 %	2.48 dB
1 %	4.12 dB
.1 %	4.56 dB
.01 %	4.80 dB

16QAM Middle channel-6 RB offset 0

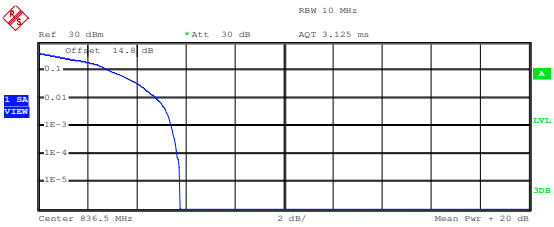

Complementary Cumulative Distribution Function (100000 samples)

Trace 1

Mean	22.04 dBm
Peak	27.82 dBm
Crest	5.79 dB
10 %	2.96 dB
1 %	4.84 dB
.1 %	5.44 dB
.01 %	5.68 dB

QPSK High channel-1 RB offset 0

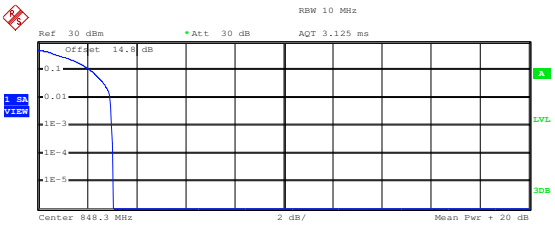

Complementary Cumulative Distribution Function (100000 samples)

Trace 1

Mean	24.28 dBm
Peak	27.33 dBm
Crest	3.05 dB
10 %	2.16 dB
1 %	2.92 dB
.1 %	3.00 dB
.01 %	3.08 dB

16QAM High channel-1 RB offset 0

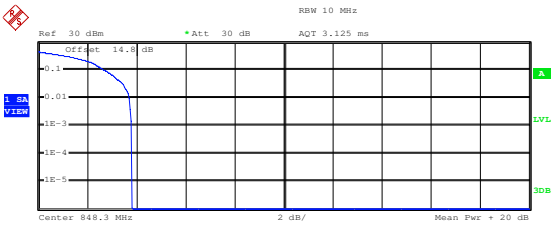

Complementary Cumulative Distribution Function (100000 samples)

Trace 1

Mean	23.36 dBm
Peak	27.19 dBm
Crest	3.83 dB
10 %	2.72 dB
1 %	3.72 dB
.1 %	3.80 dB
.01 %	3.84 dB

QPSK High channel-1 RB offset 3

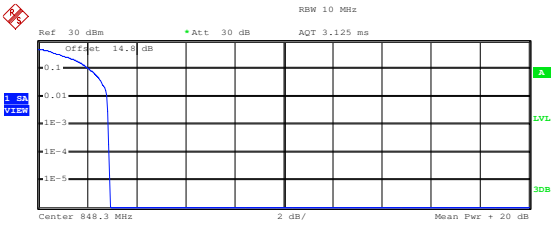

Complementary Cumulative Distribution Function (100000 samples)

Trace 1

Mean	24.20 dBm
Peak	27.12 dBm
Crest	2.92 dB
10 %	2.08 dB
1 %	2.80 dB
.1 %	2.88 dB
.01 %	2.92 dB

16QAM High channel-1 RB offset 3

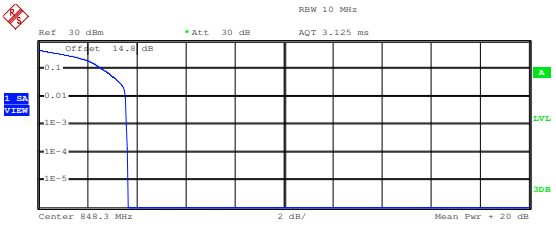

Complementary Cumulative Distribution Function (100000 samples)

Trace 1

Mean	23.45 dBm
Peak	27.12 dBm
Crest	3.67 dB
10 %	2.64 dB
1 %	3.56 dB
.1 %	3.60 dB
.01 %	3.64 dB

QPSK High channel-1 RB offset 5

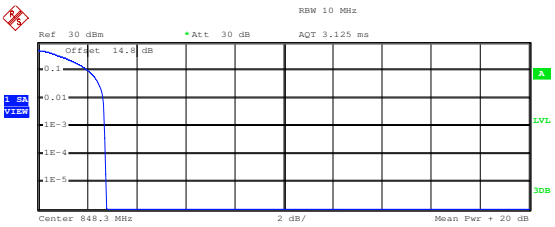

Complementary Cumulative Distribution Function (100000 samples)

Trace 1

Mean	24.19 dBm
Peak	26.98 dBm
Crest	2.79 dB
10 %	2.04 dB
1 %	2.64 dB
.1 %	2.72 dB
.01 %	2.76 dB

16QAM High channel-1 RB offset 5

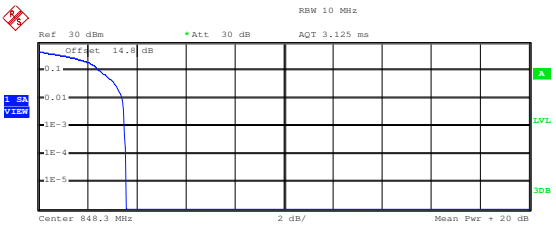

Complementary Cumulative Distribution Function (100000 samples)

Trace 1

Mean	23.34 dBm
Peak	26.91 dBm
Crest	3.57 dB
10 %	2.52 dB
1 %	3.40 dB
.1 %	3.52 dB
.01 %	3.56 dB

QPSK High channel-3 RB offset 0

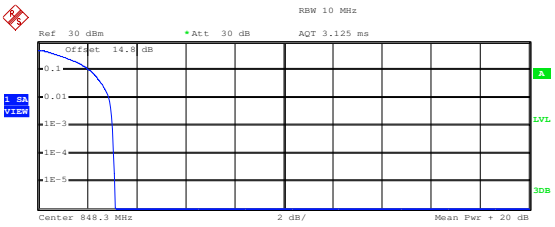

Complementary Cumulative Distribution Function (100000 samples)

Trace 1

Mean	24.28 dBm
Peak	27.40 dBm
Crest	3.12 dB
10 %	2.12 dB
1 %	2.88 dB
.1 %	3.04 dB
.01 %	3.08 dB

16QAM High channel-3 RB offset 0

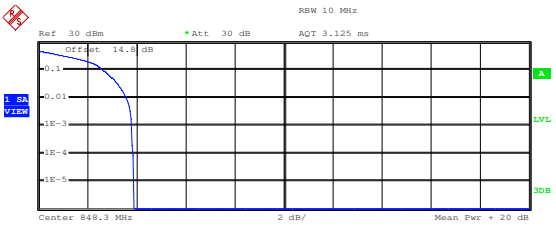

Complementary Cumulative Distribution Function (100000 samples)

Trace 1

Mean	23.50 dBm
Peak	27.40 dBm
Crest	3.90 dB
10 %	2.68 dB
1 %	3.60 dB
.1 %	3.84 dB
.01 %	3.88 dB

QPSK High channel-3 RB offset 1

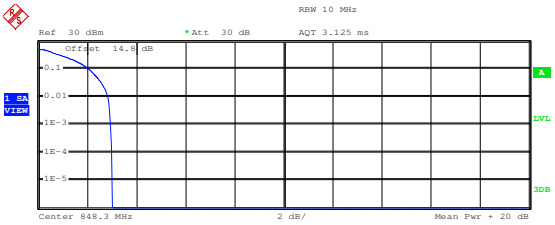

Complementary Cumulative Distribution Function (100000 samples)

Trace 1

Mean	24.26 dBm
Peak	27.26 dBm
Crest	3.00 dB
10 %	2.08 dB
1 %	2.84 dB
.1 %	2.96 dB
.01 %	3.00 dB

16QAM High channel-3 RB offset 1

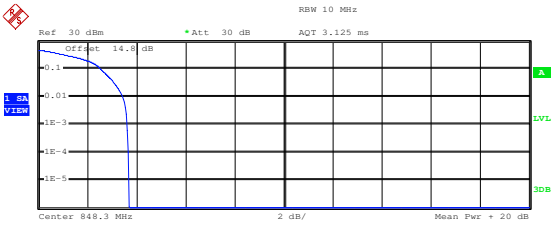

Complementary Cumulative Distribution Function (100000 samples)

Trace 1

Mean	23.69 dBm
Peak	27.40 dBm
Crest	3.71 dB
10 %	2.56 dB
1 %	3.44 dB
.1 %	3.64 dB
.01 %	3.68 dB

QPSK High channel-3 RB offset 3

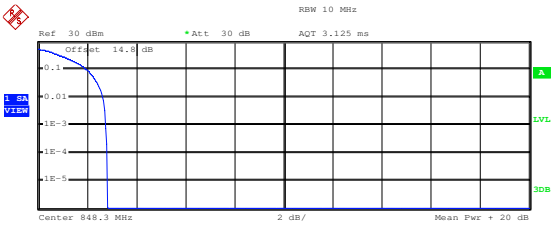

Complementary Cumulative Distribution Function (100000 samples)

Trace 1

Mean	24.31 dBm
Peak	27.12 dBm
Crest	2.81 dB
10 %	2.00 dB
1 %	2.64 dB
.1 %	2.76 dB
.01 %	2.84 dB

16QAM High channel-3 RB offset 3

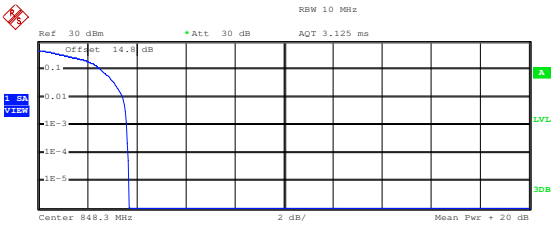

Complementary Cumulative Distribution Function (100000 samples)

Trace 1

Mean	23.51 dBm
Peak	27.19 dBm
Crest	3.68 dB
10 %	2.56 dB
1 %	3.44 dB
.1 %	3.60 dB
.01 %	3.68 dB

QPSK High channel-6 RB offset 0

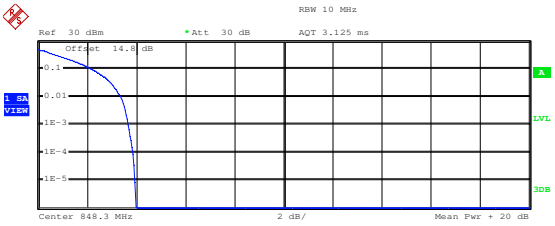

Complementary Cumulative Distribution Function (100000 samples)

Trace 1

Mean	23.30 dBm
Peak	27.26 dBm
Crest	3.96 dB
10 %	2.24 dB
1 %	3.36 dB
.1 %	3.68 dB
.01 %	3.88 dB

16QAM High channel-6 RB offset 0

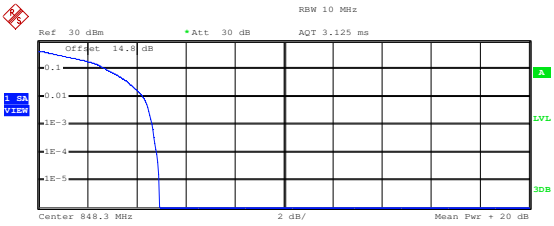

Complementary Cumulative Distribution Function (100000 samples)

Trace 1

Mean	22.19 dBm
Peak	27.12 dBm
Crest	4.93 dB
10 %	2.80 dB
1 %	4.28 dB
.1 %	4.64 dB
.01 %	4.84 dB

LTE FDD Band 5, Nominal Bandwidth: 3MHz

QPSK Low channel-1 RB offset 0

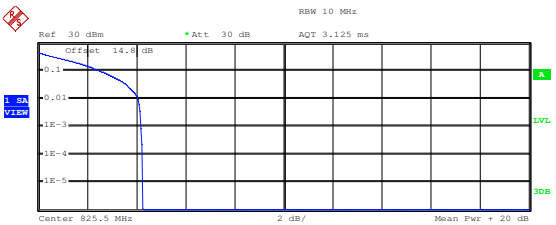

Complementary Cumulative Distribution Function (100000 samples)

Trace 1

Mean	24.40 dBm
Peak	28.67 dBm
Crest	4.27 dB
10 %	2.60 dB
1 %	4.08 dB
.1 %	4.20 dB
.01 %	4.28 dB

16QAM Low channel-1 RB offset 0

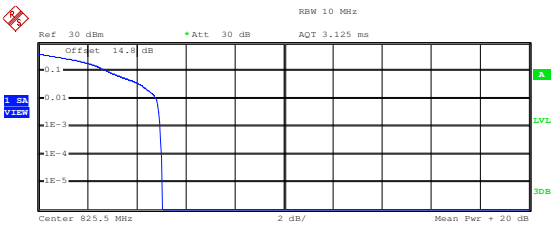

Complementary Cumulative Distribution Function (100000 samples)

Trace 1

Mean	23.56 dBm
Peak	28.60 dBm
Crest	5.04 dB
10 %	2.84 dB
1 %	4.80 dB
.1 %	4.96 dB
.01 %	5.04 dB

QPSK Low channel-1 RB offset 8

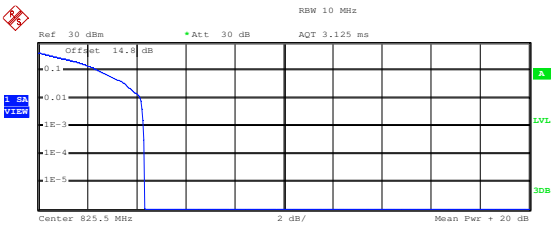

Complementary Cumulative Distribution Function (100000 samples)

Trace 1

Mean	24.21 dBm
Peak	28.53 dBm
Crest	4.32 dB
10 %	2.48 dB
1 %	4.16 dB
.1 %	4.28 dB
.01 %	4.36 dB

16QAM Low channel-1 RB offset 8

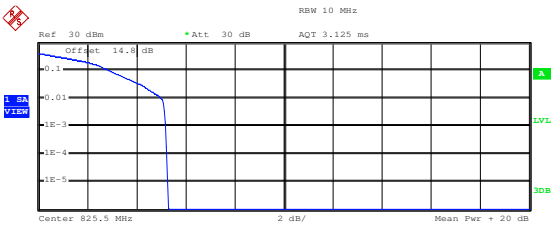

Complementary Cumulative Distribution Function (100000 samples)

Trace 1

Mean	23.22 dBm
Peak	28.53 dBm
Crest	5.31 dB
10 %	2.92 dB
1 %	5.00 dB
.1 %	5.20 dB
.01 %	5.24 dB

QPSK Low channel-1 RB offset 14

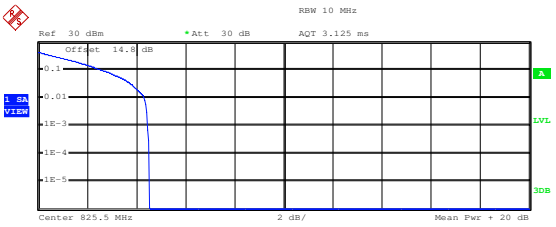

Complementary Cumulative Distribution Function (100000 samples)

Trace 1

Mean	23.99 dBm
Peak	28.53 dBm
Crest	4.54 dB
10 %	2.68 dB
1 %	4.32 dB
.1 %	4.48 dB
.01 %	4.56 dB

16QAM Low channel-1 RB offset 14

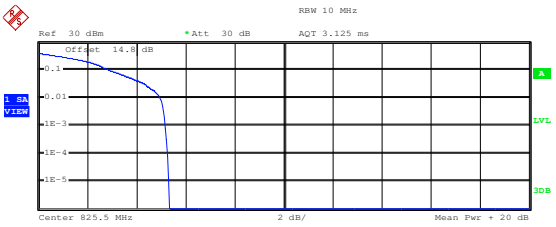

Complementary Cumulative Distribution Function (100000 samples)

Trace 1

Mean	23.36 dBm
Peak	28.67 dBm
Crest	5.32 dB
10 %	2.96 dB
1 %	4.96 dB
.1 %	5.20 dB
.01 %	5.28 dB

QPSK Low channel-8 RB offset 0

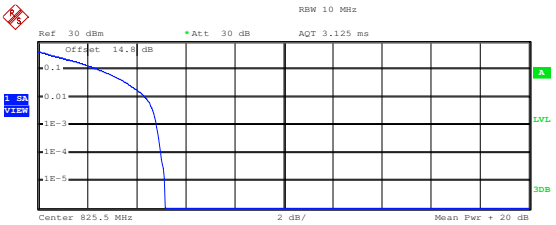

Complementary Cumulative Distribution Function (100000 samples)

	Trace 1
Mean	23.21 dBm
Peak	28.39 dBm
Crest	5.18 dB
10 %	2.52 dB
1 %	4.36 dB
.1 %	4.84 dB
.01 %	5.00 dB

16QAM Low channel-8 RB offset 0

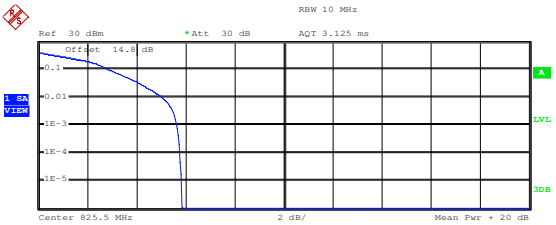

Complementary Cumulative Distribution Function (100000 samples)

	Trace 1
Mean	22.18 dBm
Peak	28.04 dBm
Crest	5.85 dB
10 %	2.92 dB
1 %	5.08 dB
.1 %	5.64 dB
.01 %	5.80 dB

QPSK Low channel-8 RB offset 4

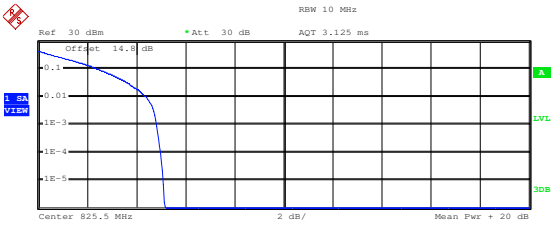

Complementary Cumulative Distribution Function (100000 samples)

	Trace 1
Mean	23.02 dBm
Peak	28.18 dBm
Crest	5.16 dB
10 %	2.48 dB
1 %	4.40 dB
.1 %	4.84 dB
.01 %	5.00 dB

16QAM Low channel-8 RB offset 4

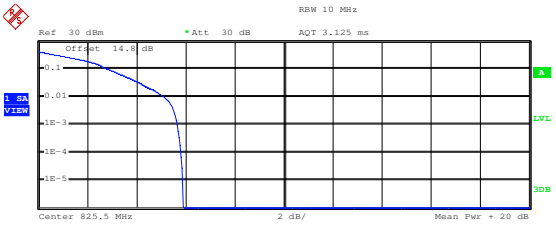

Complementary Cumulative Distribution Function (100000 samples)

	Trace 1
Mean	22.13 dBm
Peak	28.04 dBm
Crest	5.90 dB
10 %	2.92 dB
1 %	5.12 dB
.1 %	5.68 dB
.01 %	5.84 dB

QPSK Low channel-8 RB offset 7

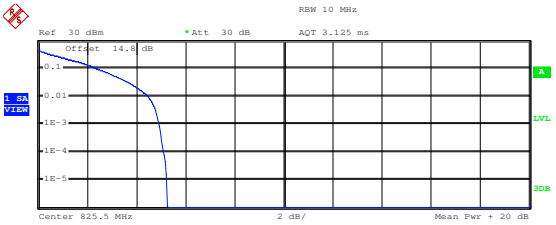

Complementary Cumulative Distribution Function (100000 samples)

	Trace 1
Mean	23.14 dBm
Peak	28.39 dBm
Crest	5.25 dB
10 %	2.48 dB
1 %	4.48 dB
.1 %	4.96 dB
.01 %	5.12 dB

16QAM Low channel-8 RB offset 7

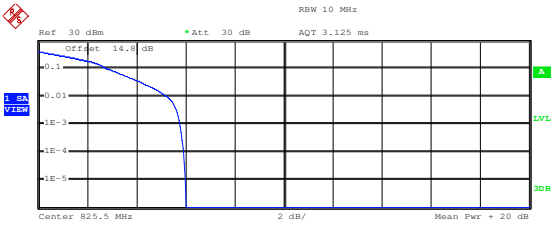

Complementary Cumulative Distribution Function (100000 samples)

	Trace 1
Mean	21.96 dBm
Peak	27.97 dBm
Crest	6.01 dB
10 %	2.88 dB
1 %	5.24 dB
.1 %	5.80 dB
.01 %	5.92 dB

QPSK Low channel-15 RB offset 0

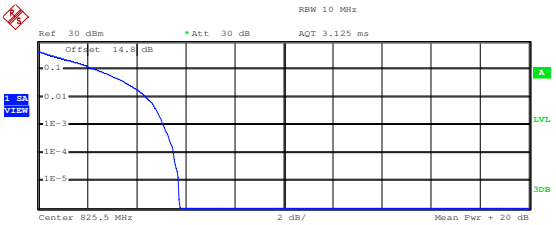

Complementary Cumulative Distribution Function (100000 samples)

	Trace 1
Mean	23.06 dBm
Peak	28.81 dBm
Crest	5.76 dB
10 %	2.44 dB
1 %	4.44 dB
.1 %	5.12 dB
.01 %	5.52 dB

16QAM Low channel-15 RB offset 0

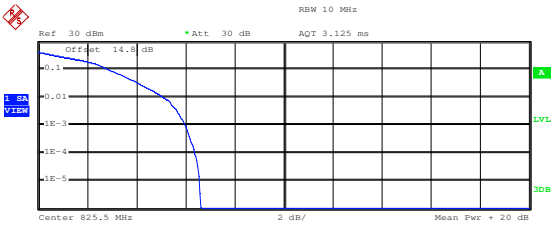

Complementary Cumulative Distribution Function (100000 samples)

	Trace 1
Mean	22.14 dBm
Peak	28.74 dBm
Crest	6.60 dB
10 %	2.92 dB
1 %	5.12 dB
.1 %	6.00 dB
.01 %	6.40 dB

QPSK Middle channel-1 RB offset 0

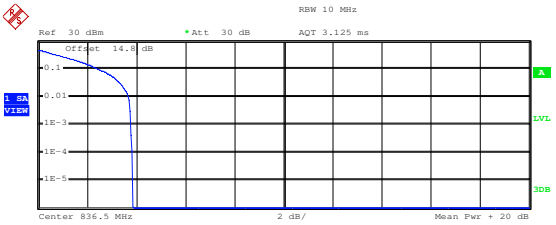

Complementary Cumulative Distribution Function (100000 samples)

	Trace 1
Mean	24.47 dBm
Peak	28.32 dBm
Crest	3.85 dB
10 %	2.52 dB
1 %	3.68 dB
.1 %	3.80 dB
.01 %	3.84 dB

16QAM Middle channel-1 RB offset 0

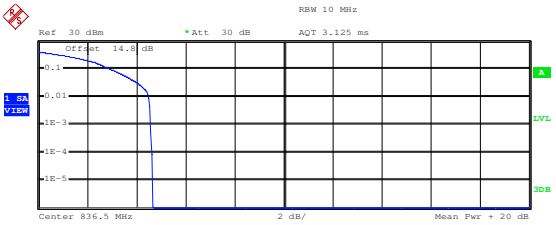

Complementary Cumulative Distribution Function (100000 samples)

	Trace 1
Mean	23.58 dBm
Peak	28.25 dBm
Crest	4.66 dB
10 %	3.00 dB
1 %	4.52 dB
.1 %	4.60 dB
.01 %	4.64 dB

QPSK Middle channel-1 RB offset 8

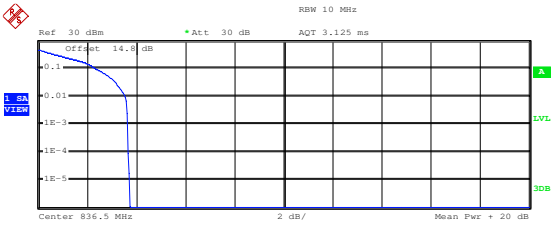

Complementary Cumulative Distribution Function (100000 samples)

	Trace 1
Mean	24.10 dBm
Peak	27.82 dBm
Crest	3.72 dB
10 %	2.40 dB
1 %	3.56 dB
.1 %	3.68 dB
.01 %	3.68 dB

16QAM Middle channel-1 RB offset 8

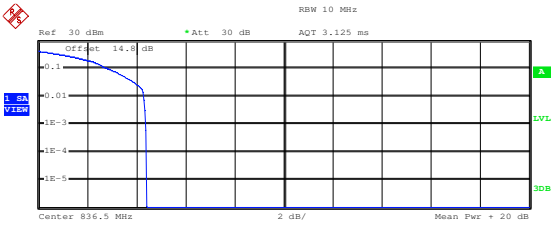

Complementary Cumulative Distribution Function (100000 samples)

	Trace 1
Mean	23.42 dBm
Peak	27.82 dBm
Crest	4.40 dB
10 %	2.88 dB
1 %	4.32 dB
.1 %	4.40 dB
.01 %	4.44 dB

QPSK Middle channel-1 RB offset 14

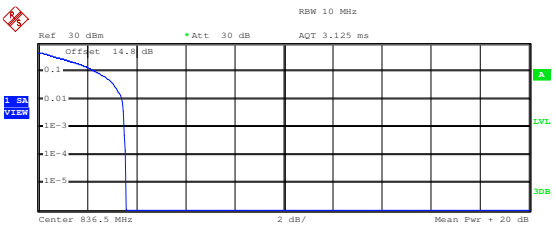

Complementary Cumulative Distribution Function (100000 samples)

	Trace 1
Mean	23.97 dBm
Peak	27.54 dBm
Crest	3.57 dB
10 %	2.36 dB
1 %	3.40 dB
.1 %	3.52 dB
.01 %	3.56 dB

16QAM Middle channel-1 RB offset 14

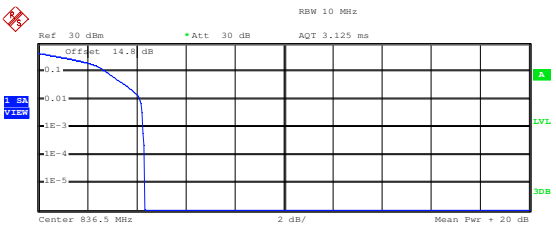

Complementary Cumulative Distribution Function (100000 samples)

	Trace 1
Mean	23.28 dBm
Peak	27.61 dBm
Crest	4.33 dB
10 %	2.80 dB
1 %	4.16 dB
.1 %	4.28 dB
.01 %	4.36 dB

QPSK Middle channel-8 RB offset 0

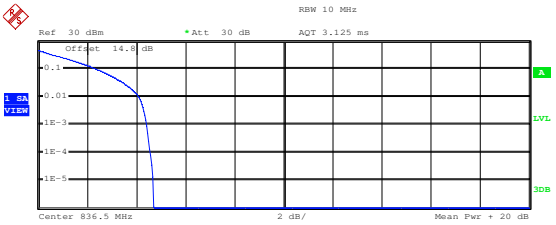

Complementary Cumulative Distribution Function (100000 samples)

	Trace 1
Mean	23.34 dBm
Peak	28.04 dBm
Crest	4.70 dB
10 %	2.44 dB
1 %	4.12 dB
.1 %	4.44 dB
.01 %	4.60 dB

16QAM Middle channel-8 RB offset 0

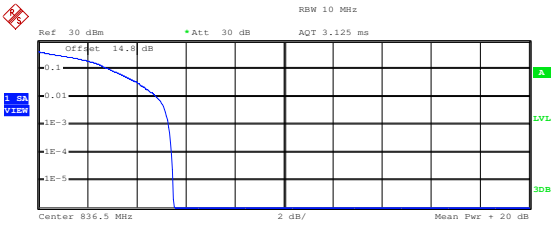

Complementary Cumulative Distribution Function (100000 samples)

	Trace 1
Mean	22.31 dBm
Peak	27.82 dBm
Crest	5.51 dB
10 %	2.96 dB
1 %	4.84 dB
.1 %	5.32 dB
.01 %	5.44 dB

QPSK Middle channel-8 RB offset 4

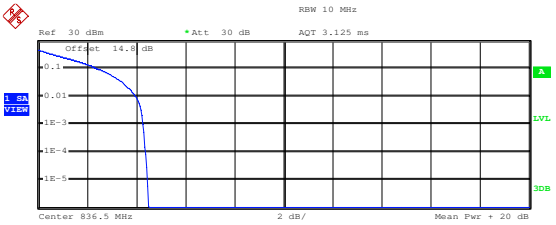

Complementary Cumulative Distribution Function (100000 samples)

	Trace 1
Mean	23.20 dBm
Peak	27.68 dBm
Crest	4.48 dB
10 %	2.48 dB
1 %	4.00 dB
.1 %	4.28 dB
.01 %	4.40 dB

16QAM Middle channel-8 RB offset 4

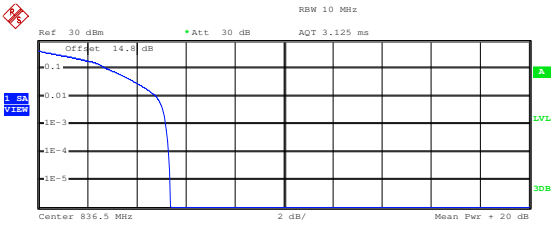

Complementary Cumulative Distribution Function (100000 samples)

	Trace 1
Mean	22.22 dBm
Peak	27.61 dBm
Crest	5.39 dB
10 %	2.88 dB
1 %	4.80 dB
.1 %	5.20 dB
.01 %	5.32 dB

QPSK Middle channel-8 RB offset 7

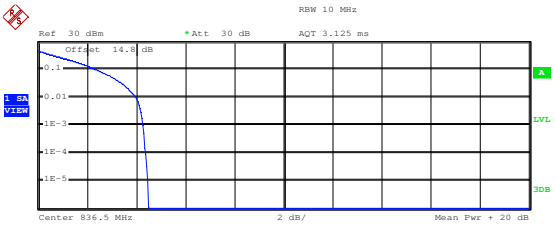

Complementary Cumulative Distribution Function (100000 samples)

	Trace 1
Mean	23.05 dBm
Peak	27.54 dBm
Crest	4.49 dB
10 %	2.40 dB
1 %	4.00 dB
.1 %	4.28 dB
.01 %	4.40 dB

16QAM Middle channel-8 RB offset 7

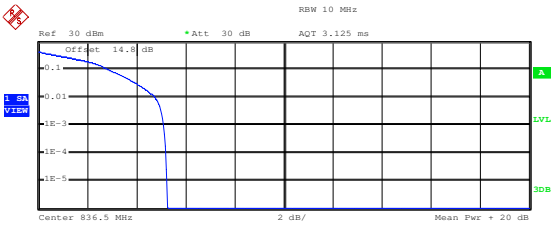

Complementary Cumulative Distribution Function (100000 samples)

	Trace 1
Mean	22.16 dBm
Peak	27.40 dBm
Crest	5.24 dB
10 %	2.88 dB
1 %	4.76 dB
.1 %	5.12 dB
.01 %	5.24 dB

QPSK Middle channel-15 RB offset 0

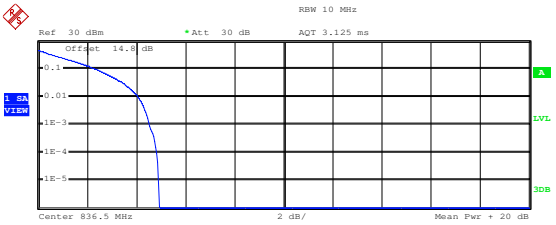

Complementary Cumulative Distribution Function (100000 samples)

	Trace 1
Mean	23.19 dBm
Peak	28.11 dBm
Crest	4.92 dB
10 %	2.40 dB
1 %	4.08 dB
.1 %	4.56 dB
.01 %	4.84 dB

16QAM Middle channel-15 RB offset 0

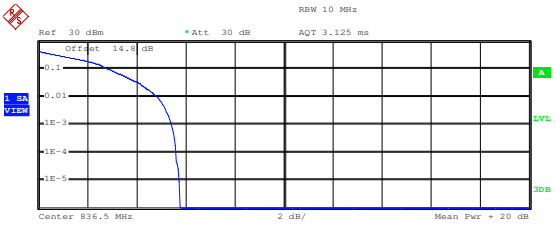

Complementary Cumulative Distribution Function (100000 samples)

	Trace 1
Mean	22.27 dBm
Peak	28.04 dBm
Crest	5.77 dB
10 %	2.92 dB
1 %	4.84 dB
.1 %	5.44 dB
.01 %	5.64 dB

QPSK High channel-1 RB offset 0

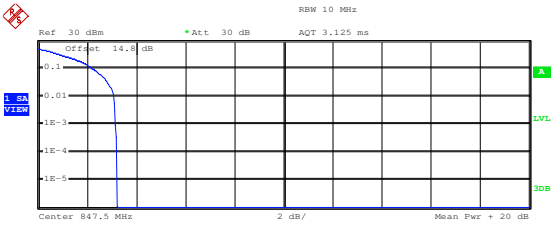

Complementary Cumulative Distribution Function (100000 samples)

	Trace 1
Mean	24.40 dBm
Peak	27.61 dBm
Crest	3.22 dB
10 %	2.24 dB
1 %	3.08 dB
.1 %	3.16 dB
.01 %	3.24 dB

16QAM High channel-1 RB offset 0

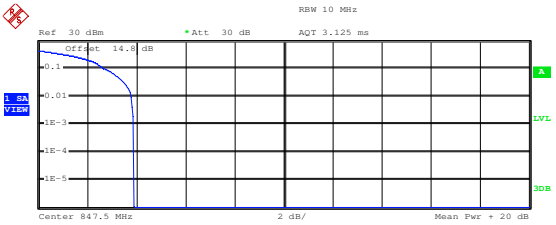

Complementary Cumulative Distribution Function (100000 samples)

	Trace 1
Mean	23.57 dBm
Peak	27.47 dBm
Crest	3.90 dB
10 %	2.76 dB
1 %	3.80 dB
.1 %	3.88 dB
.01 %	3.92 dB

QPSK High channel-1 RB offset 8

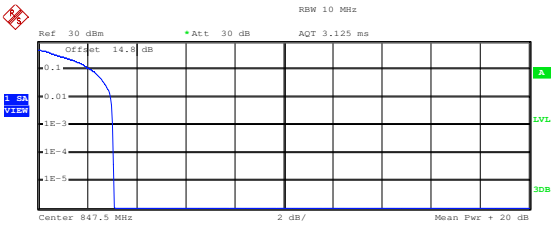

Complementary Cumulative Distribution Function (100000 samples)

	Trace 1
Mean	24.15 dBm
Peak	27.26 dBm
Crest	3.11 dB
10 %	2.16 dB
1 %	2.96 dB
.1 %	3.04 dB
.01 %	3.08 dB

16QAM High channel-1 RB offset 8

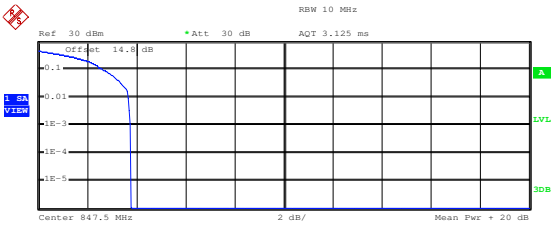

Complementary Cumulative Distribution Function (100000 samples)

	Trace 1
Mean	23.49 dBm
Peak	27.26 dBm
Crest	3.77 dB
10 %	2.68 dB
1 %	3.68 dB
.1 %	3.76 dB
.01 %	3.80 dB

QPSK High channel-1 RB offset 14

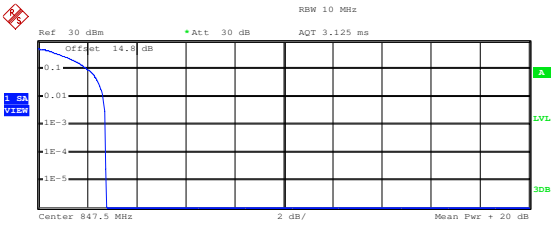

Complementary Cumulative Distribution Function (100000 samples)

	Trace 1
Mean	24.01 dBm
Peak	26.77 dBm
Crest	2.75 dB
10 %	2.04 dB
1 %	2.64 dB
.1 %	2.76 dB
.01 %	2.76 dB

16QAM High channel-1 RB offset 14

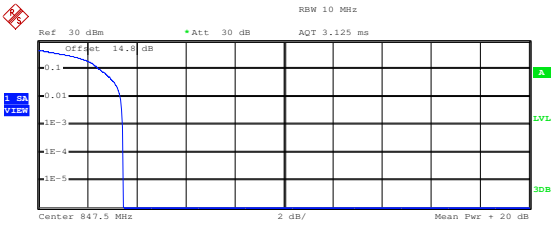

Complementary Cumulative Distribution Function (100000 samples)

	Trace 1
Mean	23.32 dBm
Peak	26.77 dBm
Crest	3.44 dB
10 %	2.52 dB
1 %	3.36 dB
.1 %	3.44 dB
.01 %	3.48 dB

QPSK High channel-8 RB offset 0

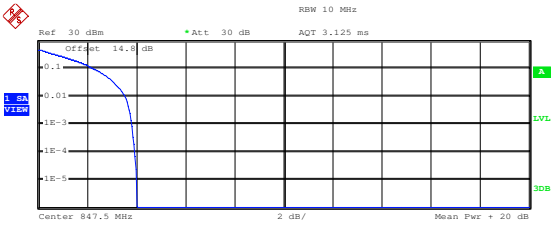

Complementary Cumulative Distribution Function (100000 samples)

	Trace 1
Mean	23.39 dBm
Peak	27.40 dBm
Crest	4.01 dB
10 %	2.32 dB
1 %	3.56 dB
.1 %	3.84 dB
.01 %	3.96 dB

16QAM High channel-8 RB offset 0

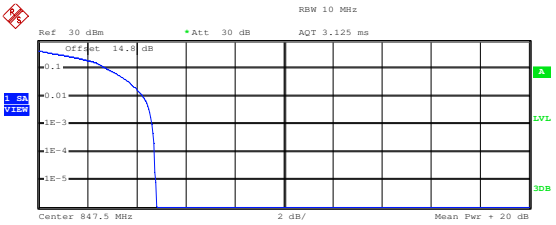

Complementary Cumulative Distribution Function (100000 samples)

	Trace 1
Mean	22.51 dBm
Peak	27.33 dBm
Crest	4.82 dB
10 %	2.84 dB
1 %	4.28 dB
.1 %	4.64 dB
.01 %	4.76 dB

QPSK High channel-8 RB offset 4

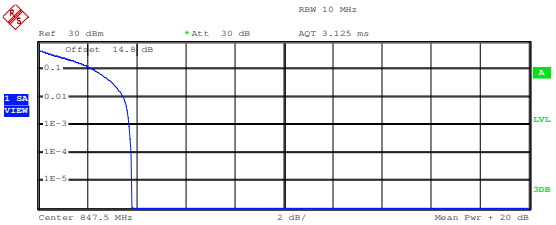

Complementary Cumulative Distribution Function (100000 samples)

	Trace 1
Mean	23.29 dBm
Peak	27.12 dBm
Crest	3.83 dB
10 %	2.28 dB
1 %	3.48 dB
.1 %	3.72 dB
.01 %	3.80 dB

16QAM High channel-8 RB offset 4

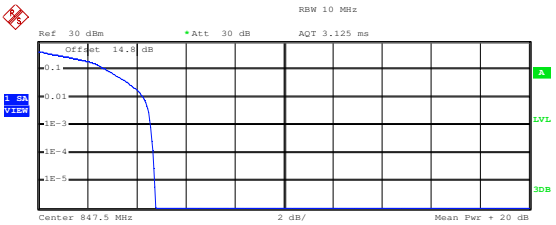

Complementary Cumulative Distribution Function (100000 samples)

	Trace 1
Mean	22.36 dBm
Peak	27.12 dBm
Crest	4.76 dB
10 %	2.80 dB
1 %	4.28 dB
.1 %	4.60 dB
.01 %	4.68 dB

QPSK High channel-8 RB offset 7

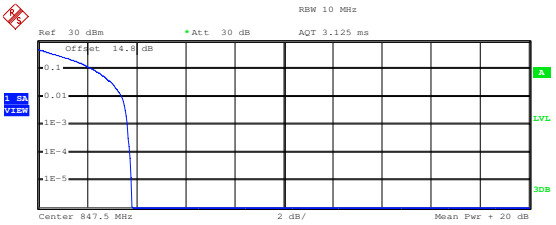

Complementary Cumulative Distribution Function (100000 samples)

	Trace 1
Mean	23.18 dBm
Peak	26.98 dBm
Crest	3.80 dB
10 %	2.24 dB
1 %	3.40 dB
.1 %	3.64 dB
.01 %	3.76 dB

16QAM High channel-8 RB offset 7

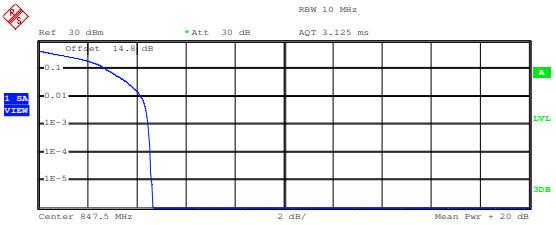

Complementary Cumulative Distribution Function (100000 samples)

	Trace 1
Mean	22.32 dBm
Peak	26.98 dBm
Crest	4.66 dB
10 %	2.80 dB
1 %	4.20 dB
.1 %	4.48 dB
.01 %	4.60 dB

QPSK High channel-15 RB offset 0

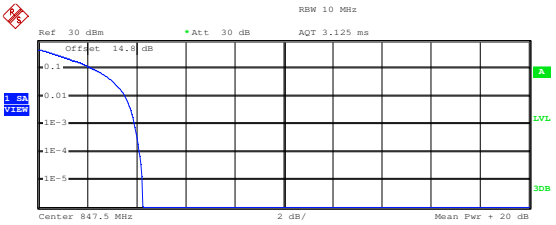

Complementary Cumulative Distribution Function (100000 samples)

	Trace 1
Mean	23.29 dBm
Peak	27.54 dBm
Crest	4.26 dB
10 %	2.28 dB
1 %	3.56 dB
.1 %	3.92 dB
.01 %	4.12 dB

16QAM High channel-15 RB offset 0

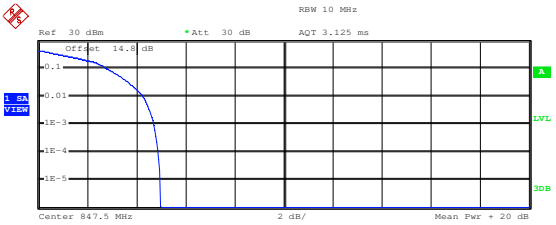

Complementary Cumulative Distribution Function (100000 samples)

	Trace 1
Mean	22.48 dBm
Peak	27.47 dBm
Crest	4.99 dB
10 %	2.84 dB
1 %	4.28 dB
.1 %	4.72 dB
.01 %	4.88 dB

LTE FDD Band 5, Nominal Bandwidth: 5MHz

QPSK Low channel-1 RB offset 0

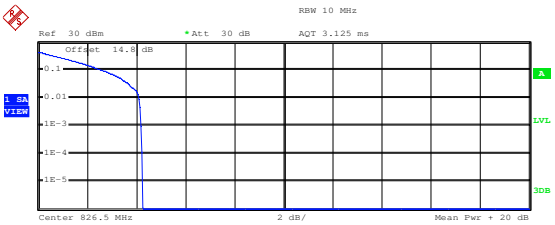

Complementary Cumulative Distribution Function (100000 samples)

	Trace 1
Mean	24.26 dBm
Peak	28.53 dBm
Crest	4.27 dB
10 %	2.68 dB
1 %	4.12 dB
.1 %	4.20 dB
.01 %	4.24 dB

16QAM Low channel-1 RB offset 0

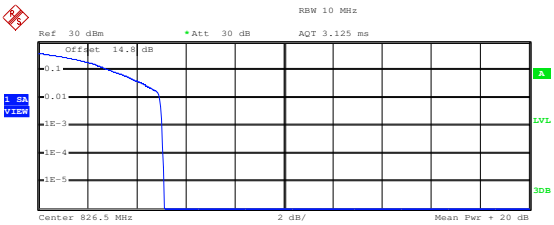

Complementary Cumulative Distribution Function (100000 samples)

	Trace 1
Mean	23.20 dBm
Peak	28.32 dBm
Crest	5.12 dB
10 %	2.96 dB
1 %	4.96 dB
.1 %	5.04 dB
.01 %	5.08 dB

QPSK Low channel-1 RB offset 12

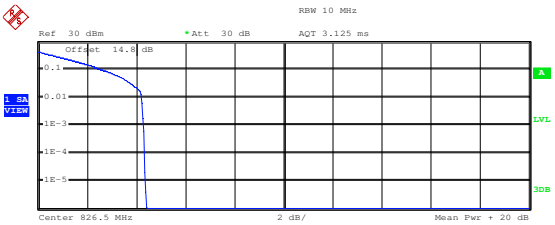

Complementary Cumulative Distribution Function (100000 samples)

	Trace 1
Mean	24.48 dBm
Peak	28.88 dBm
Crest	4.40 dB
10 %	2.68 dB
1 %	4.20 dB
.1 %	4.32 dB
.01 %	4.36 dB

16QAM Low channel-1 RB offset 12

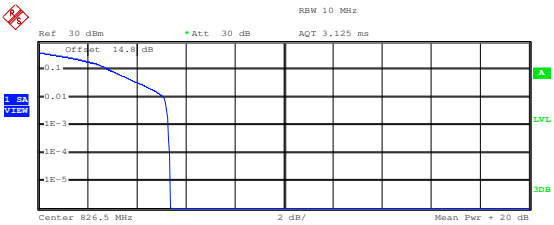

Complementary Cumulative Distribution Function (100000 samples)

	Trace 1
Mean	23.29 dBm
Peak	28.67 dBm
Crest	5.38 dB
10 %	2.96 dB
1 %	5.12 dB
.1 %	5.32 dB
.01 %	5.36 dB

QPSK Low channel-1 RB offset 24

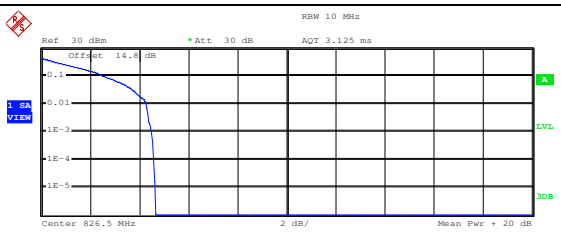

Complementary Cumulative Distribution Function (100000 samples)

	Trace 1
Mean	24.21 dBm
Peak	28.88 dBm
Crest	4.67 dB
10 %	2.64 dB
1 %	4.28 dB
.1 %	4.52 dB
.01 %	4.60 dB

16QAM Low channel-1 RB offset 24

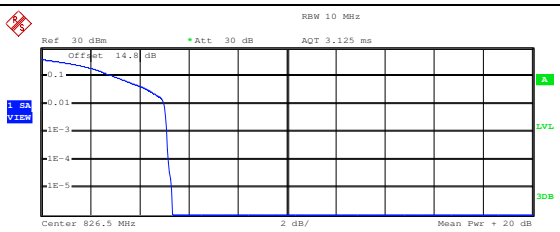

Complementary Cumulative Distribution Function (100000 samples)

	Trace 1
Mean	23.40 dBm
Peak	28.74 dBm
Crest	5.34 dB
10 %	3.00 dB
1 %	5.00 dB
.1 %	5.12 dB
.01 %	5.20 dB

QPSK Low channel-12 RB offset 0

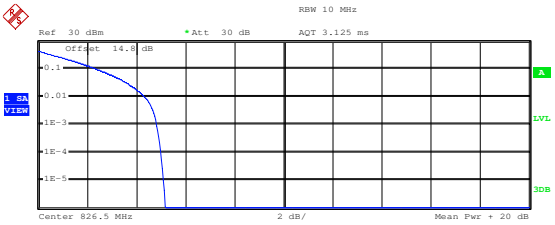

Complementary Cumulative Distribution Function (100000 samples)

Trace 1

Mean	23.21 dBm
Peak	28.39 dBm
Crest	5.18 dB
10 %	2.44 dB
1 %	4.36 dB
.1 %	4.84 dB
.01 %	5.00 dB

16QAM Low channel-12 RB offset 0

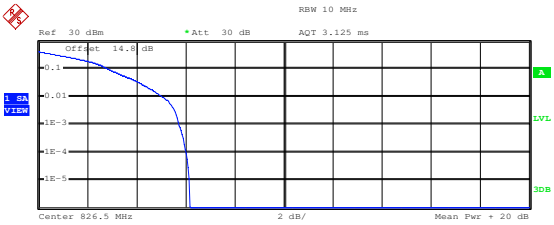

Complementary Cumulative Distribution Function (100000 samples)

Trace 1

Mean	22.07 dBm
Peak	28.25 dBm
Crest	6.18 dB
10 %	2.92 dB
1 %	5.08 dB
.1 %	5.76 dB
.01 %	6.04 dB

QPSK Low channel-12 RB offset 7

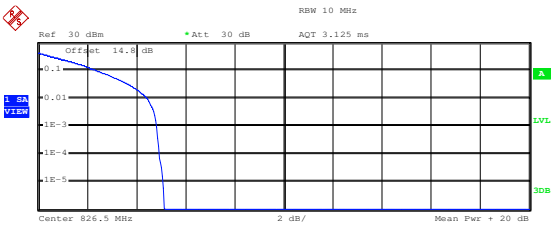

Complementary Cumulative Distribution Function (100000 samples)

Trace 1

Mean	23.23 dBm
Peak	28.39 dBm
Crest	5.15 dB
10 %	2.44 dB
1 %	4.44 dB
.1 %	4.84 dB
.01 %	4.96 dB

16QAM Low channel-12 RB offset 7

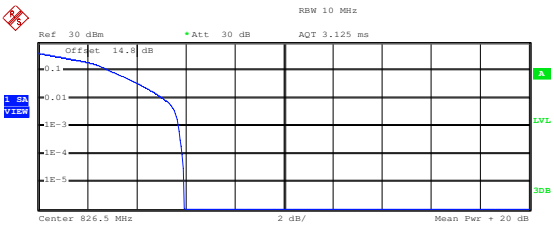

Complementary Cumulative Distribution Function (100000 samples)

Trace 1

Mean	22.04 dBm
Peak	27.97 dBm
Crest	5.93 dB
10 %	2.96 dB
1 %	5.12 dB
.1 %	5.72 dB
.01 %	5.88 dB

QPSK Low channel-12 RB offset 13

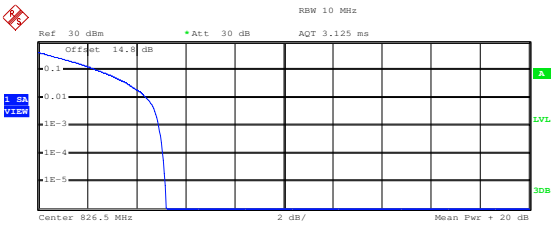

Complementary Cumulative Distribution Function (100000 samples)

Trace 1

Mean	23.17 dBm
Peak	28.39 dBm
Crest	5.22 dB
10 %	2.48 dB
1 %	4.44 dB
.1 %	4.92 dB
.01 %	5.08 dB

16QAM Low channel-12 RB offset 13

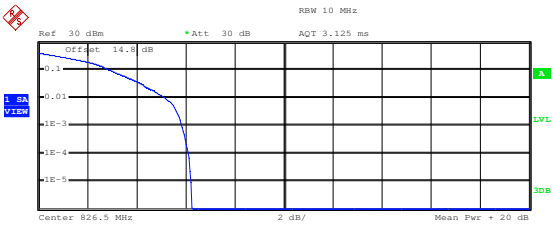

Complementary Cumulative Distribution Function (100000 samples)

Trace 1

Mean	22.13 dBm
Peak	28.39 dBm
Crest	6.26 dB
10 %	2.96 dB
1 %	5.20 dB
.1 %	5.88 dB
.01 %	6.12 dB

QPSK Low channel-25 RB offset 0

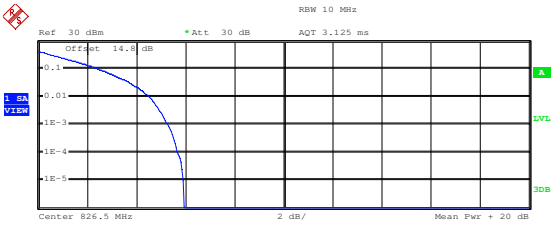

Complementary Cumulative Distribution Function (100000 samples)

Trace 1

Mean	23.22 dBm
Peak	29.17 dBm
Crest	5.94 dB
10 %	2.52 dB
1 %	4.52 dB
.1 %	5.28 dB
.01 %	5.68 dB

16QAM Low channel-25 RB offset 0

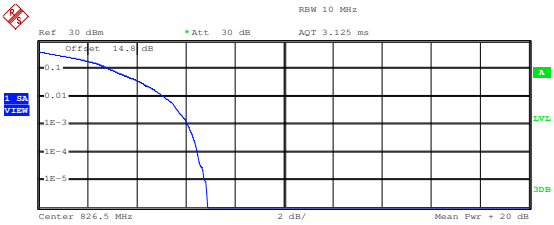

Complementary Cumulative Distribution Function (100000 samples)

Trace 1

Mean	22.27 dBm
Peak	29.17 dBm
Crest	6.89 dB
10 %	2.96 dB
1 %	5.12 dB
.1 %	6.12 dB
.01 %	6.52 dB

QPSK Middle channel-1 RB offset 0

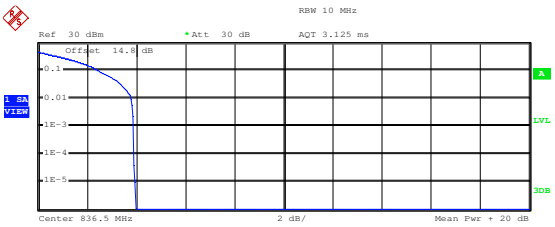

Complementary Cumulative Distribution Function (100000 samples)

Trace 1

Mean	24.42 dBm
Peak	28.39 dBm
Crest	3.97 dB
10 %	2.48 dB
1 %	3.80 dB
.1 %	3.92 dB
.01 %	3.92 dB

16QAM Middle channel-1 RB offset 0

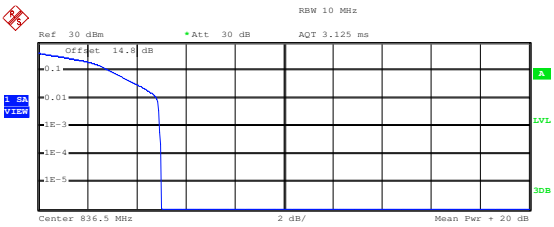

Complementary Cumulative Distribution Function (100000 samples)

Trace 1

Mean	23.24 dBm
Peak	28.25 dBm
Crest	5.01 dB
10 %	2.96 dB
1 %	4.84 dB
.1 %	4.96 dB
.01 %	5.04 dB

QPSK Middle channel-1 RB offset 12

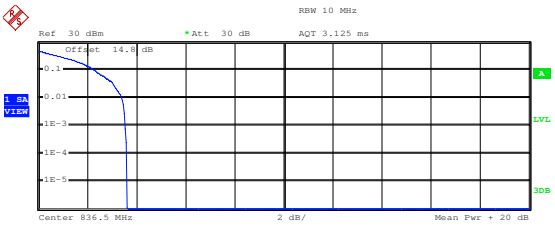

Complementary Cumulative Distribution Function (100000 samples)

Trace 1

Mean	24.35 dBm
Peak	27.97 dBm
Crest	3.61 dB
10 %	2.32 dB
1 %	3.40 dB
.1 %	3.56 dB
.01 %	3.64 dB

16QAM Middle channel-1 RB offset 12

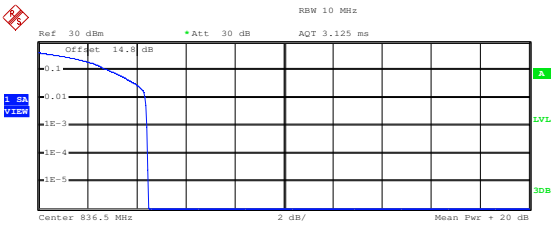

Complementary Cumulative Distribution Function (100000 samples)

Trace 1

Mean	23.39 dBm
Peak	27.90 dBm
Crest	4.51 dB
10 %	2.92 dB
1 %	4.36 dB
.1 %	4.44 dB
.01 %	4.48 dB

QPSK Middle channel-1 RB offset 24

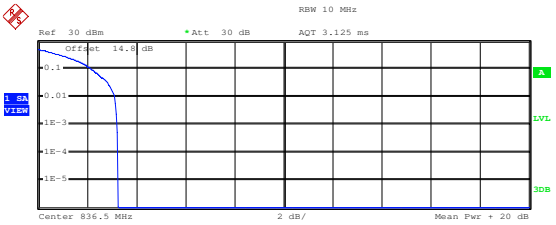

Complementary Cumulative Distribution Function (100000 samples)

Trace 1

Mean	24.23 dBm
Peak	27.47 dBm
Crest	3.24 dB
10 %	2.20 dB
1 %	3.12 dB
.1 %	3.24 dB
.01 %	3.28 dB

16QAM Middle channel-1 RB offset 24

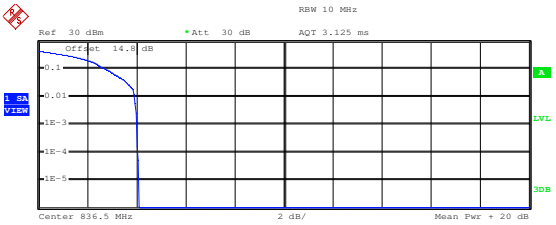

Complementary Cumulative Distribution Function (100000 samples)

Trace 1

Mean	23.38 dBm
Peak	27.47 dBm
Crest	4.09 dB
10 %	2.76 dB
1 %	3.92 dB
.1 %	4.04 dB
.01 %	4.08 dB

QPSK Middle channel-12 RB offset 0

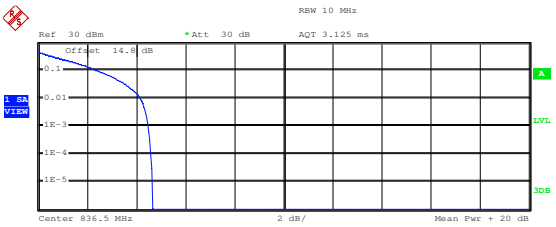

Complementary Cumulative Distribution Function (100000 samples)

Trace 1

Mean	23.39 dBm
Peak	28.04 dBm
Crest	4.65 dB
10 %	2.44 dB
1 %	4.16 dB
.1 %	4.48 dB
.01 %	4.60 dB

16QAM Middle channel-12 RB offset 0

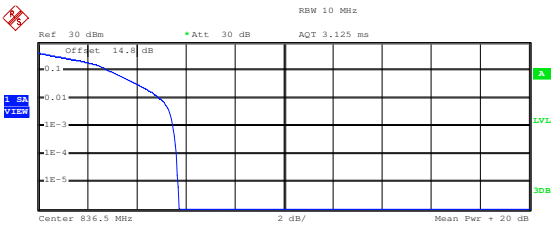

Complementary Cumulative Distribution Function (100000 samples)

Trace 1

Mean	22.16 dBm
Peak	27.90 dBm
Crest	5.73 dB
10 %	2.92 dB
1 %	4.96 dB
.1 %	5.48 dB
.01 %	5.64 dB

QPSK Middle channel-12 RB offset 7

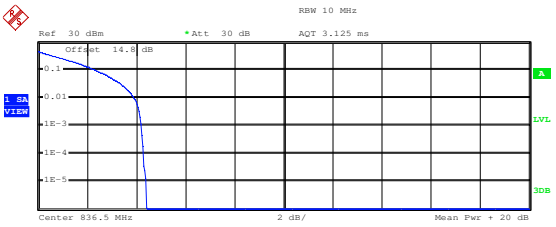

Complementary Cumulative Distribution Function (100000 samples)

Trace 1

Mean	23.25 dBm
Peak	27.68 dBm
Crest	4.44 dB
10 %	2.40 dB
1 %	3.92 dB
.1 %	4.20 dB
.01 %	4.32 dB

16QAM Middle channel-12 RB offset 7

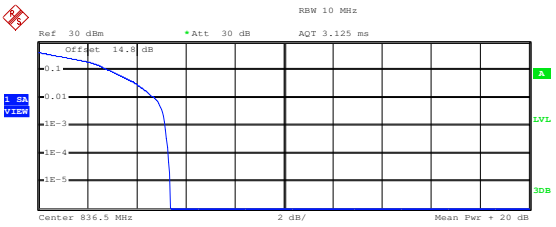

Complementary Cumulative Distribution Function (100000 samples)

Trace 1

Mean	22.16 dBm
Peak	27.54 dBm
Crest	5.38 dB
10 %	2.92 dB
1 %	4.72 dB
.1 %	5.20 dB
.01 %	5.32 dB

QPSK Middle channel-12 RB offset 13

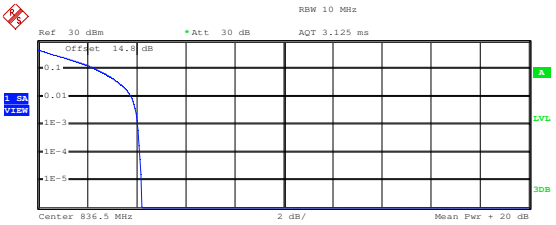

Complementary Cumulative Distribution Function (100000 samples)

Trace 1

Mean	23.24 dBm
Peak	27.47 dBm
Crest	4.23 dB
10 %	2.40 dB
1 %	3.80 dB
.1 %	4.04 dB
.01 %	4.16 dB

16QAM Middle channel-12 RB offset 13

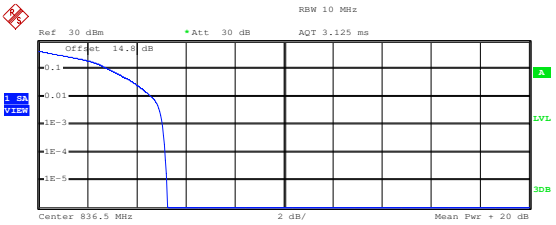

Complementary Cumulative Distribution Function (100000 samples)

Trace 1

Mean	22.01 dBm
Peak	27.26 dBm
Crest	5.25 dB
10 %	2.88 dB
1 %	4.64 dB
.1 %	5.08 dB
.01 %	5.20 dB

QPSK Middle channel-25 RB offset 0

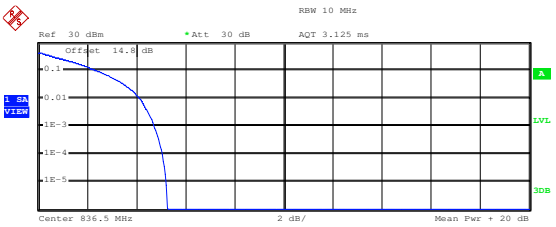

Complementary Cumulative Distribution Function (100000 samples)

Trace 1

Mean	23.06 dBm
Peak	28.32 dBm
Crest	5.26 dB
10 %	2.44 dB
1 %	4.12 dB
.1 %	4.72 dB
.01 %	5.08 dB

16QAM Middle channel-25 RB offset 0

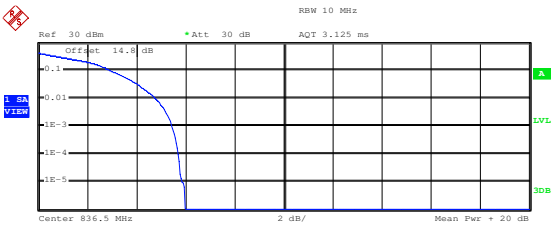

Complementary Cumulative Distribution Function (100000 samples)

Trace 1

Mean	22.40 dBm
Peak	28.39 dBm
Crest	5.99 dB
10 %	3.00 dB
1 %	4.80 dB
.1 %	5.44 dB
.01 %	5.72 dB

QPSK High channel-1 RB offset 0

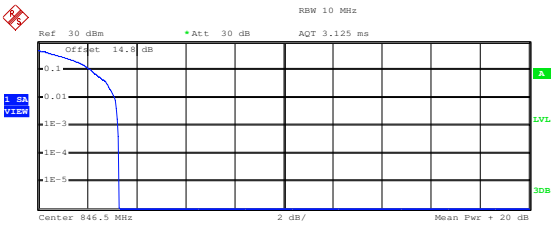

Complementary Cumulative Distribution Function (100000 samples)

Trace 1

Mean	24.33 dBm
Peak	27.61 dBm
Crest	3.29 dB
10 %	2.16 dB
1 %	3.12 dB
.1 %	3.28 dB
.01 %	3.32 dB

16QAM High channel-1 RB offset 0

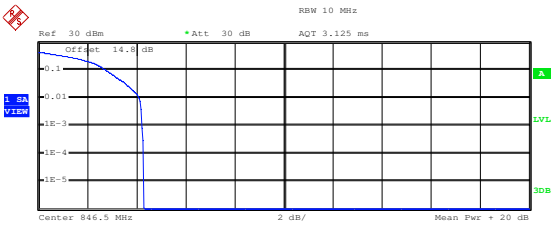

Complementary Cumulative Distribution Function (100000 samples)

Trace 1

Mean	23.25 dBm
Peak	27.54 dBm
Crest	4.29 dB
10 %	2.76 dB
1 %	4.12 dB
.1 %	4.24 dB
.01 %	4.32 dB

QPSK High channel-1 RB offset 12

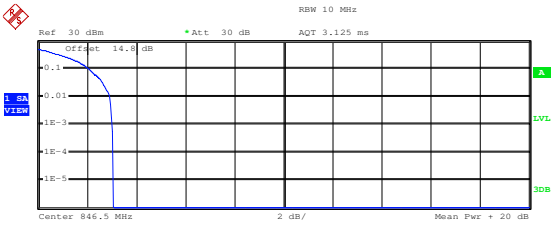

Complementary Cumulative Distribution Function (100000 samples)

Trace 1

Mean	24.49 dBm
Peak	27.54 dBm
Crest	3.05 dB
10 %	2.08 dB
1 %	2.92 dB
.1 %	3.04 dB
.01 %	3.08 dB

16QAM High channel-1 RB offset 12

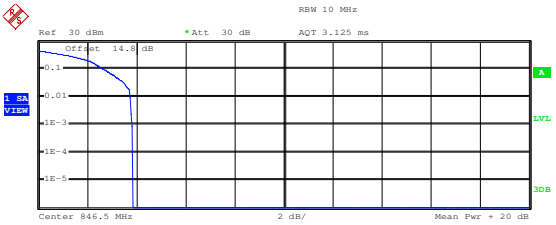

Complementary Cumulative Distribution Function (100000 samples)

Trace 1

Mean	23.62 dBm
Peak	27.47 dBm
Crest	3.86 dB
10 %	2.68 dB
1 %	3.76 dB
.1 %	3.84 dB
.01 %	3.88 dB

QPSK High channel-1 RB offset 24

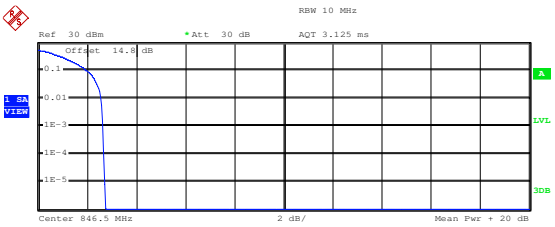

Complementary Cumulative Distribution Function (100000 samples)

Trace 1

Mean	24.19 dBm
Peak	26.91 dBm
Crest	2.72 dB
10 %	2.00 dB
1 %	2.56 dB
.1 %	2.64 dB
.01 %	2.68 dB

16QAM High channel-1 RB offset 24

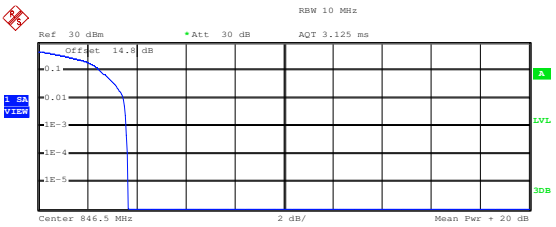

Complementary Cumulative Distribution Function (100000 samples)

Trace 1

Mean	23.19 dBm
Peak	26.84 dBm
Crest	3.64 dB
10 %	2.52 dB
1 %	3.48 dB
.1 %	3.60 dB
.01 %	3.64 dB

QPSK High channel-12 RB offset 0

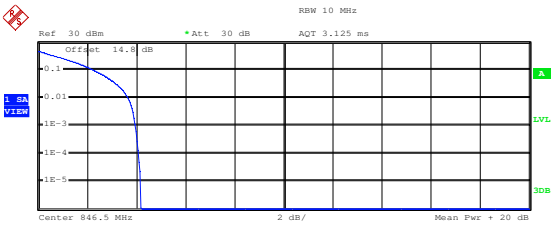

Complementary Cumulative Distribution Function (100000 samples)

Trace 1

Mean	23.29 dBm
Peak	27.47 dBm
Crest	4.18 dB
10 %	2.32 dB
1 %	3.68 dB
.1 %	3.96 dB
.01 %	4.08 dB

16QAM High channel-12 RB offset 0

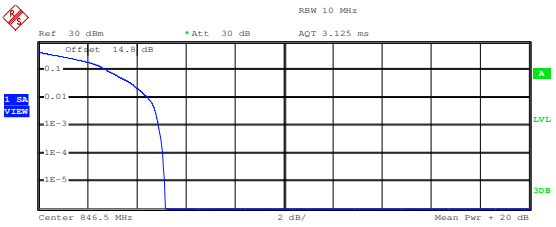

Complementary Cumulative Distribution Function (100000 samples)

Trace 1

Mean	22.22 dBm
Peak	27.40 dBm
Crest	5.18 dB
10 %	2.84 dB
1 %	4.48 dB
.1 %	4.92 dB
.01 %	5.08 dB

QPSK High channel-12 RB offset 7

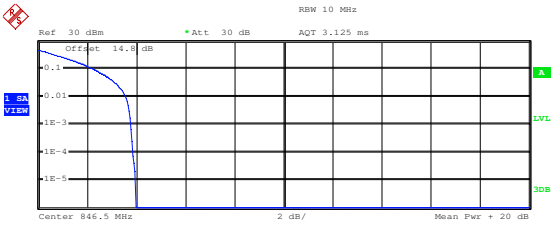

Complementary Cumulative Distribution Function (100000 samples)

Trace 1

Mean	23.27 dBm
Peak	27.26 dBm
Crest	3.99 dB
10 %	2.28 dB
1 %	3.56 dB
.1 %	3.80 dB
.01 %	3.88 dB

16QAM High channel-12 RB offset 7

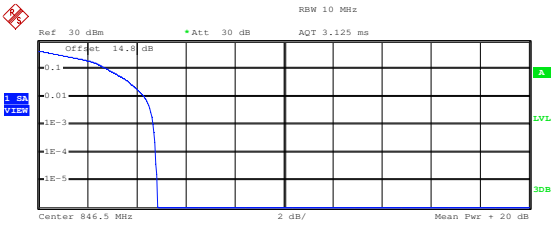

Complementary Cumulative Distribution Function (100000 samples)

Trace 1

Mean	22.33 dBm
Peak	27.19 dBm
Crest	4.86 dB
10 %	2.84 dB
1 %	4.32 dB
.1 %	4.68 dB
.01 %	4.80 dB

QPSK High channel-12 RB offset 13

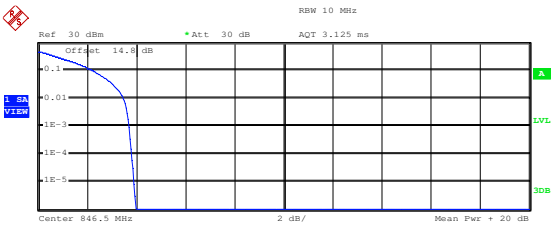

Complementary Cumulative Distribution Function (100000 samples)

Trace 1

Mean	23.15 dBm
Peak	27.12 dBm
Crest	3.97 dB
10 %	2.24 dB
1 %	3.48 dB
.1 %	3.72 dB
.01 %	3.84 dB

16QAM High channel-12 RB offset 13

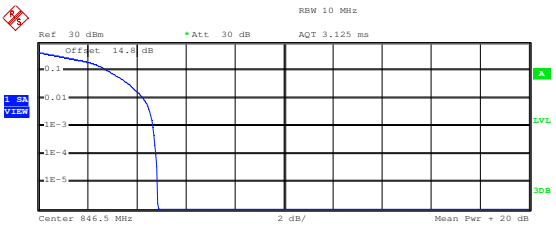

Complementary Cumulative Distribution Function (100000 samples)

Trace 1

Mean	22.11 dBm
Peak	26.98 dBm
Crest	4.87 dB
10 %	2.84 dB
1 %	4.28 dB
.1 %	4.68 dB
.01 %	4.80 dB

QPSK High channel-25 RB offset 0

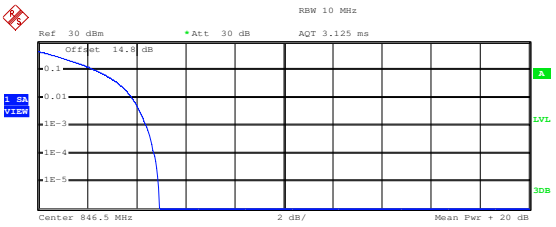

Complementary Cumulative Distribution Function (100000 samples)

Trace 1

Mean	23.15 dBm
Peak	28.11 dBm
Crest	4.95 dB
10 %	2.36 dB
1 %	3.84 dB
.1 %	4.40 dB
.01 %	4.72 dB

16QAM High channel-25 RB offset 0

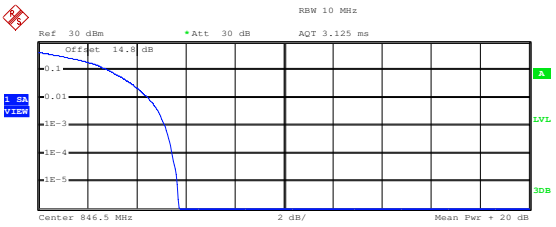

Complementary Cumulative Distribution Function (100000 samples)

Trace 1

Mean	22.10 dBm
Peak	27.82 dBm
Crest	5.72 dB
10 %	2.88 dB
1 %	4.48 dB
.1 %	5.16 dB
.01 %	5.48 dB

LTE FDD Band 5, Nominal Bandwidth: 10MHz

QPSK Low channel-1 RB offset 0

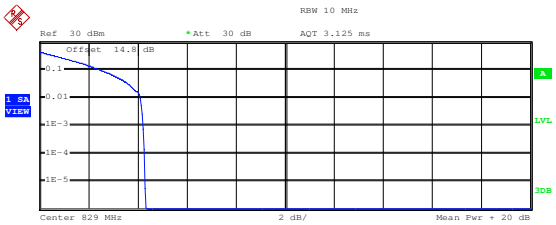

Complementary Cumulative Distribution Function (100000 samples)

	Trace 1
Mean	22.63 dBm
Peak	26.98 dBm
Crest	4.35 dB
10 %	2.56 dB
1 %	4.12 dB
.1 %	4.24 dB
.01 %	4.28 dB

16QAM Low channel-1 RB offset 0

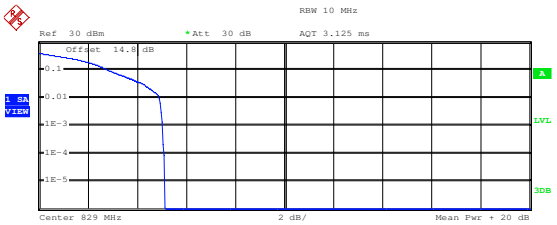

Complementary Cumulative Distribution Function (100000 samples)

	Trace 1
Mean	21.63 dBm
Peak	26.77 dBm
Crest	5.13 dB
10 %	2.88 dB
1 %	4.92 dB
.1 %	5.04 dB
.01 %	5.12 dB

QPSK Low channel-1 RB offset 25

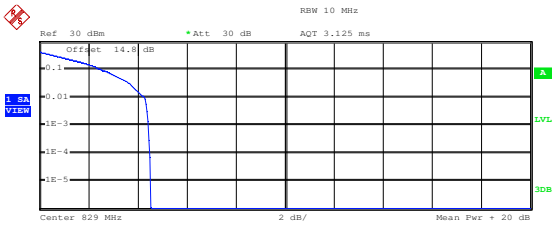

Complementary Cumulative Distribution Function (100000 samples)

	Trace 1
Mean	24.36 dBm
Peak	28.88 dBm
Crest	4.52 dB
10 %	2.60 dB
1 %	4.28 dB
.1 %	4.44 dB
.01 %	4.52 dB

16QAM Low channel-1 RB offset 25

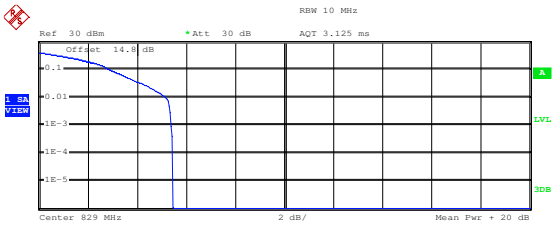

Complementary Cumulative Distribution Function (100000 samples)

	Trace 1
Mean	23.35 dBm
Peak	28.81 dBm
Crest	5.46 dB
10 %	2.96 dB
1 %	5.20 dB
.1 %	5.40 dB
.01 %	5.48 dB

QPSK Low channel-1 RB offset 49

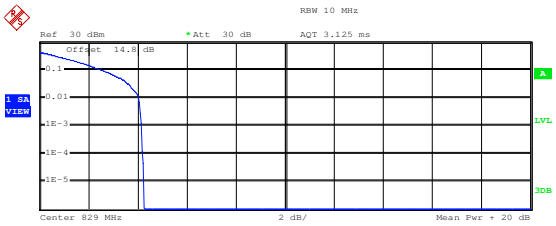

Complementary Cumulative Distribution Function (100000 samples)

	Trace 1
Mean	22.79 dBm
Peak	27.05 dBm
Crest	4.26 dB
10 %	2.64 dB
1 %	4.04 dB
.1 %	4.16 dB
.01 %	4.20 dB

16QAM Low channel-1 RB offset 49

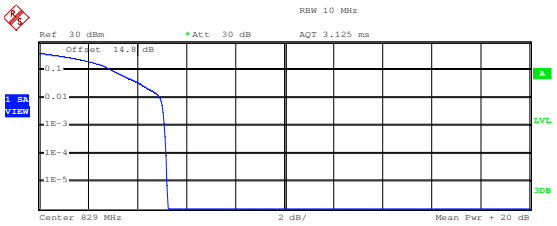

Complementary Cumulative Distribution Function (100000 samples)

	Trace 1
Mean	21.74 dBm
Peak	26.98 dBm
Crest	5.23 dB
10 %	3.04 dB
1 %	4.96 dB
.1 %	5.12 dB
.01 %	5.20 dB

QPSK Low channel-25 RB offset 0

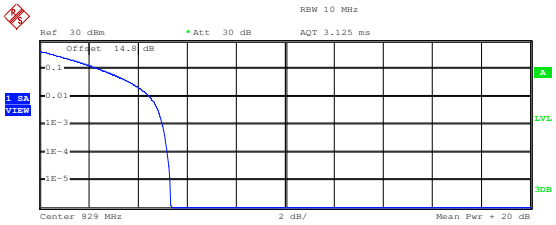

Complementary Cumulative Distribution Function (100000 samples)

Trace 1

Mean	22.96 dBm
Peak	28.32 dBm
Crest	5.35 dB
10 %	2.48 dB
1 %	4.48 dB
.1 %	5.04 dB
.01 %	5.24 dB

16QAM Low channel-25 RB offset 0

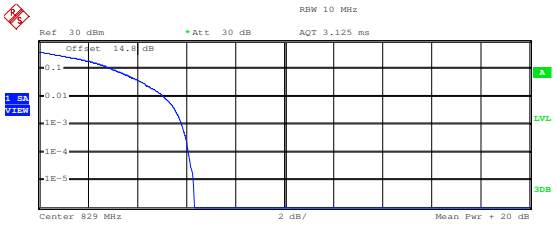

Complementary Cumulative Distribution Function (100000 samples)

Trace 1

Mean	22.06 dBm
Peak	28.39 dBm
Crest	6.33 dB
10 %	3.04 dB
1 %	5.12 dB
.1 %	5.84 dB
.01 %	6.12 dB

QPSK Low channel-25 RB offset 12

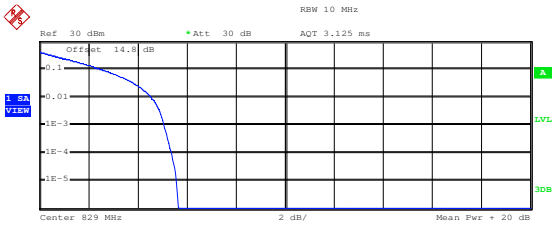

Complementary Cumulative Distribution Function (100000 samples)

Trace 1

Mean	23.30 dBm
Peak	28.95 dBm
Crest	5.65 dB
10 %	2.60 dB
1 %	4.56 dB
.1 %	5.08 dB
.01 %	5.40 dB

16QAM Low channel-25 RB offset 12

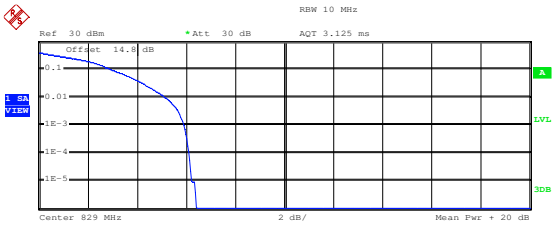

Complementary Cumulative Distribution Function (100000 samples)

Trace 1

Mean	22.40 dBm
Peak	28.81 dBm
Crest	6.41 dB
10 %	3.00 dB
1 %	5.16 dB
.1 %	5.92 dB
.01 %	6.12 dB

QPSK Low channel-25 RB offset25

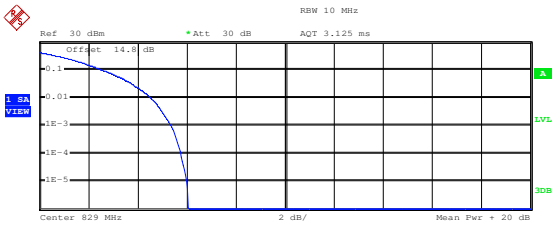

Complementary Cumulative Distribution Function (100000 samples)

Trace 1

Mean	23.02 dBm
Peak	29.09 dBm
Crest	6.07 dB
10 %	2.64 dB
1 %	4.56 dB
.1 %	5.36 dB
.01 %	5.76 dB

16QAM Low channel-25 RB offset25

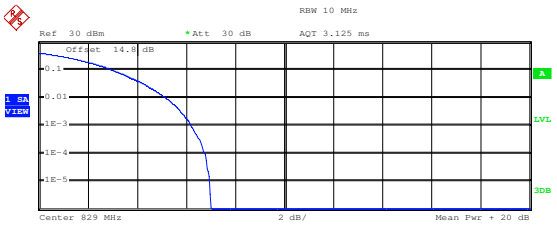

Complementary Cumulative Distribution Function (100000 samples)

Trace 1

Mean	21.88 dBm
Peak	28.88 dBm
Crest	7.00 dB
10 %	3.08 dB
1 %	5.20 dB
.1 %	6.24 dB
.01 %	6.80 dB

QPSK Low channel-50 RB offset 0

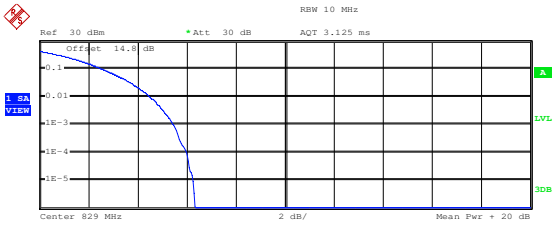

Complementary Cumulative Distribution Function (100000 samples)

	Trace 1
Mean	22.97 dBm
Peak	29.31 dBm
Crest	6.33 dB
10 %	2.60 dB
1 %	4.52 dB
.1 %	5.48 dB
.01 %	6.00 dB

16QAM Low channel-50 RB offset 0

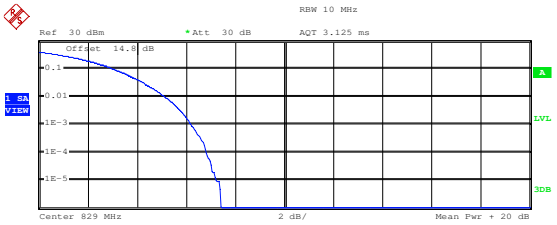

Complementary Cumulative Distribution Function (100000 samples)

	Trace 1
Mean	21.96 dBm
Peak	29.38 dBm
Crest	7.42 dB
10 %	3.12 dB
1 %	5.16 dB
.1 %	6.20 dB
.01 %	6.84 dB

QPSK Middle channel-1 RB offset 0

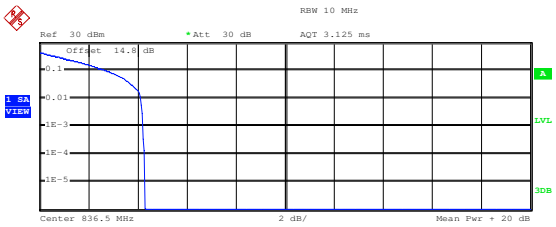

Complementary Cumulative Distribution Function (100000 samples)

	Trace 1
Mean	22.82 dBm
Peak	27.12 dBm
Crest	4.30 dB
10 %	2.76 dB
1 %	4.12 dB
.1 %	4.24 dB
.01 %	4.28 dB

16QAM Middle channel-1 RB offset 0

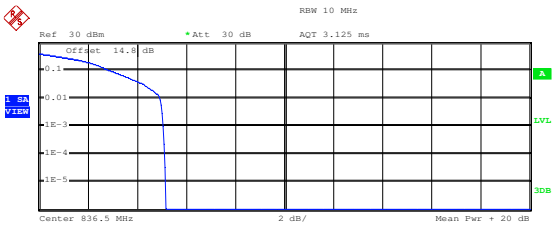

Complementary Cumulative Distribution Function (100000 samples)

	Trace 1
Mean	21.72 dBm
Peak	26.91 dBm
Crest	5.19 dB
10 %	2.96 dB
1 %	4.96 dB
.1 %	5.08 dB
.01 %	5.16 dB

QPSK Middle channel-1 RB offset 25

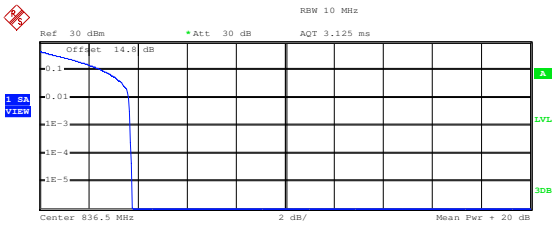

Complementary Cumulative Distribution Function (100000 samples)

	Trace 1
Mean	24.28 dBm
Peak	28.04 dBm
Crest	3.76 dB
10 %	2.60 dB
1 %	3.64 dB
.1 %	3.72 dB
.01 %	3.76 dB

16QAM Middle channel-1 RB offset 25

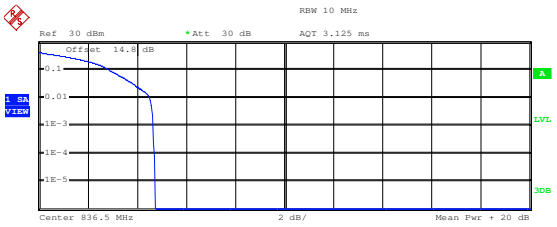

Complementary Cumulative Distribution Function (100000 samples)

	Trace 1
Mean	23.23 dBm
Peak	27.97 dBm
Crest	4.73 dB
10 %	2.92 dB
1 %	4.52 dB
.1 %	4.68 dB
.01 %	4.72 dB

QPSK Middle channel-1 RB offset 49

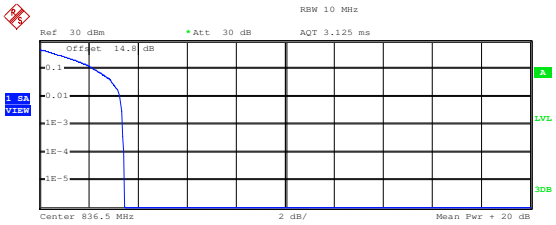

Complementary Cumulative Distribution Function (100000 samples)

Trace 1

Mean	22.52 dBm
Peak	25.99 dBm
Crest	3.47 dB
10 %	2.24 dB
1 %	3.28 dB
.1 %	3.40 dB
.01 %	3.44 dB

16QAM Middle channel-1 RB offset 49

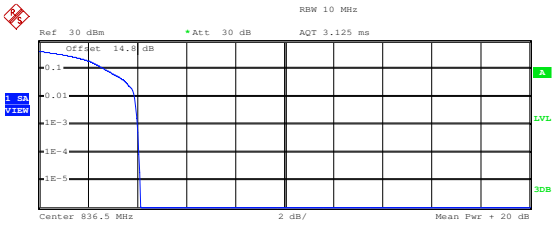

Complementary Cumulative Distribution Function (100000 samples)

Trace 1

Mean	21.91 dBm
Peak	26.06 dBm
Crest	4.15 dB
10 %	2.72 dB
1 %	3.92 dB
.1 %	4.04 dB
.01 %	4.08 dB

QPSK Middle channel-25 RB offset 0

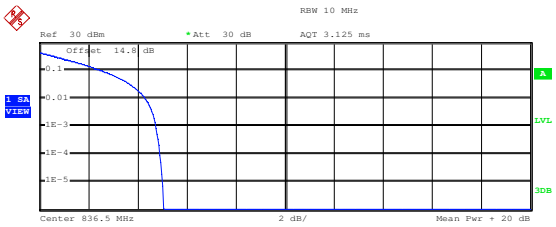

Complementary Cumulative Distribution Function (100000 samples)

Trace 1

Mean	23.05 dBm
Peak	28.11 dBm
Crest	5.06 dB
10 %	2.56 dB
1 %	4.32 dB
.1 %	4.76 dB
.01 %	4.92 dB

16QAM Middle channel-25 RB offset 0

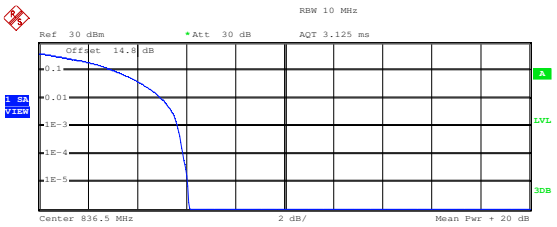

Complementary Cumulative Distribution Function (100000 samples)

Trace 1

Mean	22.20 dBm
Peak	28.32 dBm
Crest	6.12 dB
10 %	3.12 dB
1 %	5.00 dB
.1 %	5.68 dB
.01 %	5.88 dB

QPSK Middle channel-25 RB offset 12

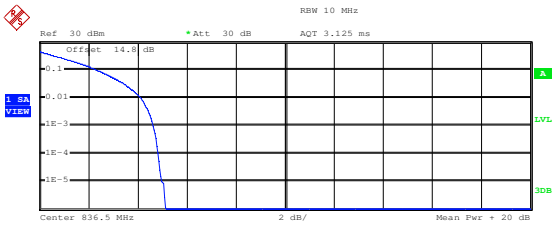

Complementary Cumulative Distribution Function (100000 samples)

Trace 1

Mean	23.12 dBm
Peak	28.25 dBm
Crest	5.13 dB
10 %	2.40 dB
1 %	4.12 dB
.1 %	4.64 dB
.01 %	4.84 dB

16QAM Middle channel-25 RB offset 12

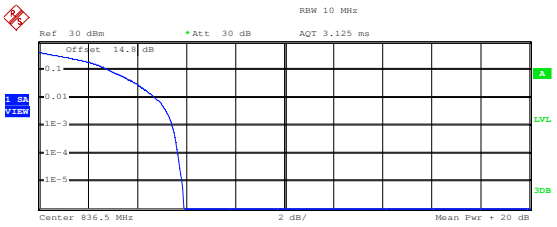

Complementary Cumulative Distribution Function (100000 samples)

Trace 1

Mean	22.20 dBm
Peak	28.11 dBm
Crest	5.91 dB
10 %	2.92 dB
1 %	4.76 dB
.1 %	5.44 dB
.01 %	5.68 dB

QPSK Middle channel-25 RB offset 25

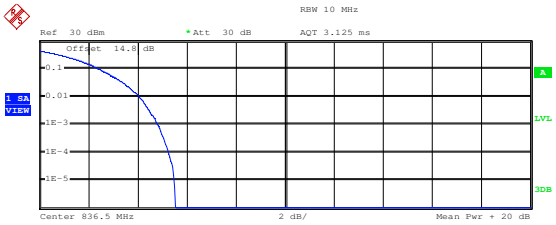

Complementary Cumulative Distribution Function (100000 samples)

	Trace 1
Mean	22.91 dBm
Peak	28.46 dBm
Crest	5.55 dB
10 %	2.48 dB
1 %	4.08 dB
.1 %	4.84 dB
.01 %	5.28 dB

16QAM Middle channel-25 RB offset 25

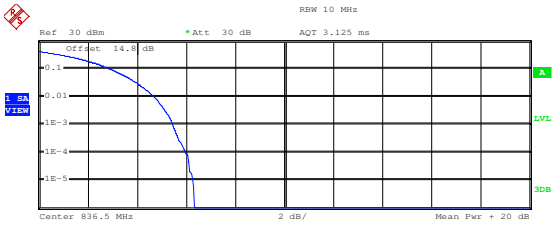

Complementary Cumulative Distribution Function (100000 samples)

	Trace 1
Mean	22.04 dBm
Peak	28.39 dBm
Crest	6.35 dB
10 %	2.96 dB
1 %	4.72 dB
.1 %	5.48 dB
.01 %	6.00 dB

QPSK Middle channel-50 RB offset 0

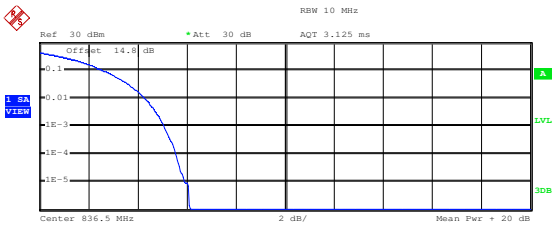

Complementary Cumulative Distribution Function (100000 samples)

	Trace 1
Mean	23.05 dBm
Peak	29.17 dBm
Crest	6.12 dB
10 %	2.64 dB
1 %	4.32 dB
.1 %	5.08 dB
.01 %	5.56 dB

16QAM Middle channel-50 RB offset 0

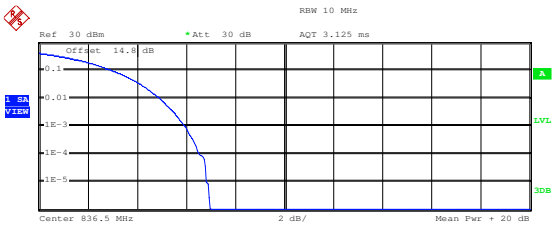

Complementary Cumulative Distribution Function (100000 samples)

	Trace 1
Mean	22.06 dBm
Peak	29.02 dBm
Crest	6.97 dB
10 %	3.04 dB
1 %	4.96 dB
.1 %	5.96 dB
.01 %	6.56 dB

QPSK High channel-1 RB offset 0

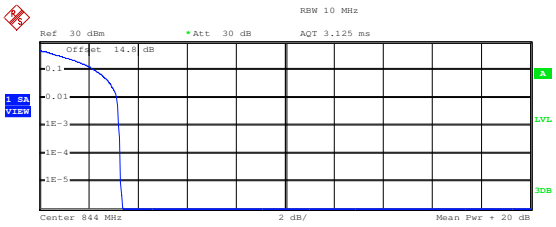

Complementary Cumulative Distribution Function (100000 samples)

	Trace 1
Mean	22.61 dBm
Peak	25.99 dBm
Crest	3.38 dB
10 %	2.28 dB
1 %	3.16 dB
.1 %	3.24 dB
.01 %	3.32 dB

16QAM High channel-1 RB offset 0

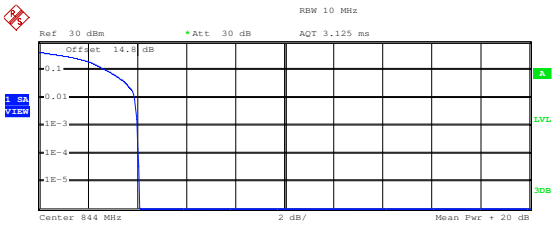

Complementary Cumulative Distribution Function (100000 samples)

	Trace 1
Mean	21.74 dBm
Peak	25.85 dBm
Crest	4.10 dB
10 %	2.76 dB
1 %	3.92 dB
.1 %	4.00 dB
.01 %	4.04 dB

QPSK High channel-1 RB offset 25

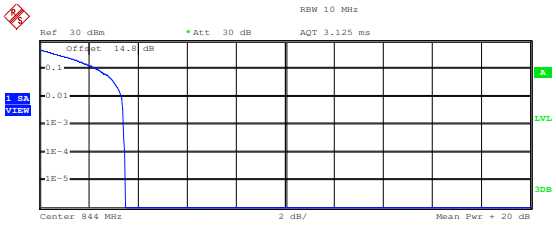

Complementary Cumulative Distribution Function (100000 samples)

	Trace 1
Mean	24.27 dBm
Peak	27.75 dBm
Crest	3.49 dB
10 %	2.36 dB
1 %	3.36 dB
.1 %	3.44 dB
.01 %	3.48 dB

16QAM High channel-1 RB offset 25

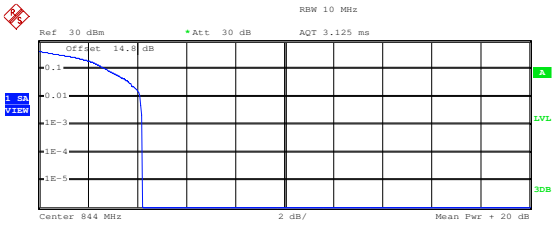

Complementary Cumulative Distribution Function (100000 samples)

	Trace 1
Mean	23.38 dBm
Peak	27.61 dBm
Crest	4.23 dB
10 %	2.76 dB
1 %	4.12 dB
.1 %	4.24 dB
.01 %	4.24 dB

QPSK High channel-1 RB offset 49

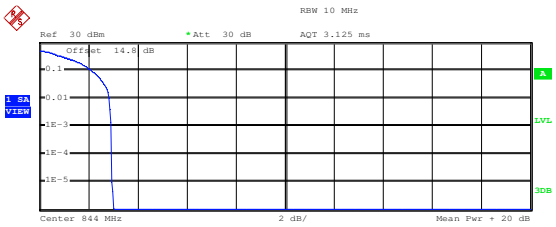

Complementary Cumulative Distribution Function (100000 samples)

	Trace 1
Mean	22.68 dBm
Peak	25.71 dBm
Crest	3.02 dB
10 %	2.12 dB
1 %	2.84 dB
.1 %	2.92 dB
.01 %	2.96 dB

16QAM High channel-1 RB offset 49

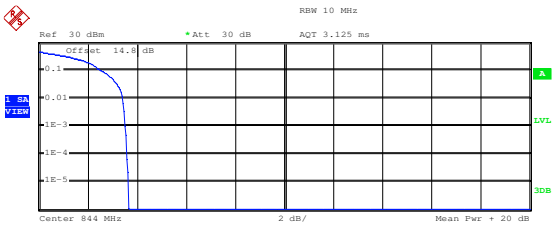

Complementary Cumulative Distribution Function (100000 samples)

	Trace 1
Mean	22.12 dBm
Peak	25.78 dBm
Crest	3.65 dB
10 %	2.56 dB
1 %	3.40 dB
.1 %	3.52 dB
.01 %	3.60 dB

QPSK High channel-25 RB offset 0

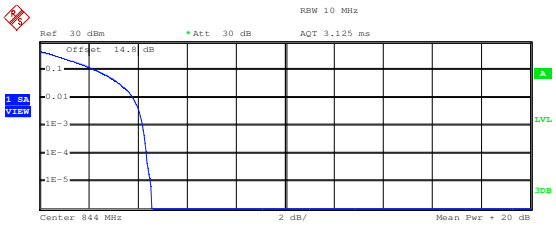

Complementary Cumulative Distribution Function (100000 samples)

	Trace 1
Mean	23.01 dBm
Peak	27.61 dBm
Crest	4.60 dB
10 %	2.32 dB
1 %	3.84 dB
.1 %	4.20 dB
.01 %	4.36 dB

16QAM High channel-25 RB offset 0

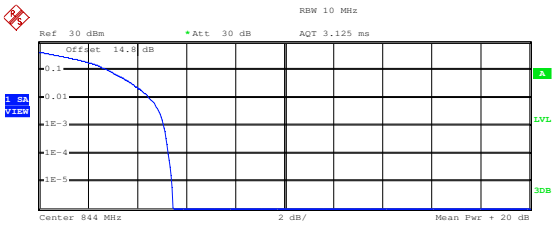

Complementary Cumulative Distribution Function (100000 samples)

	Trace 1
Mean	22.00 dBm
Peak	27.47 dBm
Crest	5.47 dB
10 %	2.84 dB
1 %	4.52 dB
.1 %	5.12 dB
.01 %	5.28 dB

QPSK High channel-25 RB offset 12

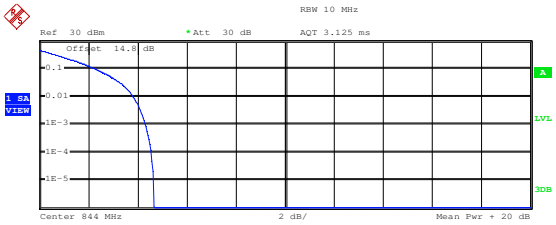

Complementary Cumulative Distribution Function (100000 samples)

Trace 1

Mean	23.16 dBm
Peak	27.82 dBm
Crest	4.66 dB
10 %	2.32 dB
1 %	3.84 dB
.1 %	4.32 dB
.01 %	4.56 dB

16QAM High channel-25 RB offset 12

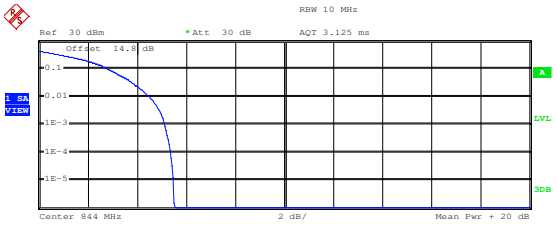

Complementary Cumulative Distribution Function (100000 samples)

Trace 1

Mean	22.17 dBm
Peak	27.68 dBm
Crest	5.51 dB
10 %	2.88 dB
1 %	4.52 dB
.1 %	5.16 dB
.01 %	5.36 dB

QPSK High channel-25 RB offset 25

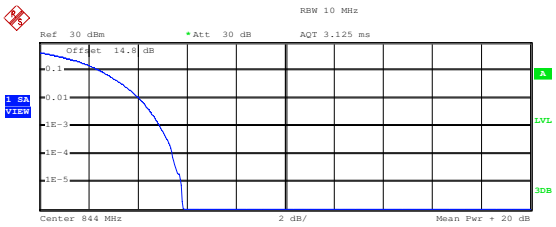

Complementary Cumulative Distribution Function (100000 samples)

Trace 1

Mean	22.97 dBm
Peak	28.81 dBm
Crest	5.84 dB
10 %	2.48 dB
1 %	4.08 dB
.1 %	4.92 dB
.01 %	5.40 dB

16QAM High channel-25 RB offset 25

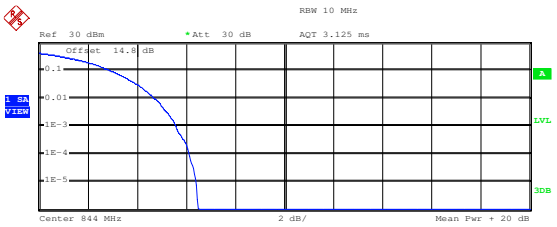

Complementary Cumulative Distribution Function (100000 samples)

Trace 1

Mean	21.98 dBm
Peak	28.46 dBm
Crest	6.48 dB
10 %	2.96 dB
1 %	4.72 dB
.1 %	5.60 dB
.01 %	6.12 dB

QPSK High channel-50 RB offset 0

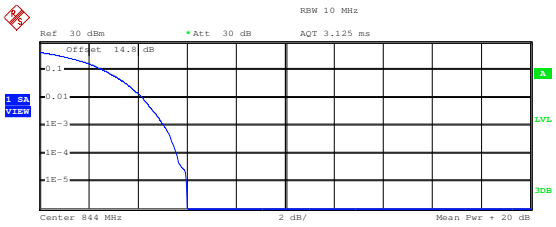

Complementary Cumulative Distribution Function (100000 samples)

Trace 1

Mean	23.00 dBm
Peak	29.02 dBm
Crest	6.02 dB
10 %	2.64 dB
1 %	4.20 dB
.1 %	5.08 dB
.01 %	5.60 dB

16QAM High channel-50 RB offset 0

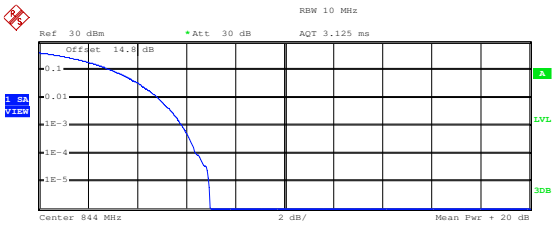

Complementary Cumulative Distribution Function (100000 samples)

Trace 1

Mean	21.96 dBm
Peak	28.95 dBm
Crest	6.99 dB
10 %	3.00 dB
1 %	4.88 dB
.1 %	5.84 dB
.01 %	6.48 dB