LTE FDD Band 12, Nominal Bandwidth: 1.4MHz						
Modulation	Channel	RB Configuration		Test result (dB)	Limit (dB)	Verdict
		Size	Offset			
QPSK	LCH	1	0	4.68	13	Pass
		1	3	4.6	13	Pass
		1	5	4.68	13	Pass
		3	0	4.88	13	Pass
		3	1	4.8	13	Pass
		3	3	4.92	13	Pass
		6	0	5.32	13	Pass
	MCH	1	0	4.48	13	Pass
		1	3	4.4	13	Pass
		1	5	4.48	13	Pass
		3	0	4.68	13	Pass
		3	1	4.6	13	Pass
		3	3	4.72	13	Pass
		6	0	5.2	13	Pass
	HCH	1	0	4.64	13	Pass
		1	3	4.52	13	Pass
		1	5	4.56	13	Pass
		3	0	4.84	13	Pass
		3	1	4.68	13	Pass
		3	3	4.76	13	Pass
		6	0	5.36	13	Pass
16QAM	LCH	1	0	5.32	13	Pass
		1	3	5.44	13	Pass
		1	5	5.36	13	Pass
		3	0	5.84	13	Pass
		3	1	5.68	13	Pass
		3	3	5.8	13	Pass
		6	0	6.12	13	Pass
	MCH	1	0	5.12	13	Pass
		1	3	5.2	13	Pass
		1	5	5.2	13	Pass
		3	0	5.6	13	Pass
		3	1	5.52	13	Pass
		3	3	5.64	13	Pass
		6	0	5.96	13	Pass
	HCH	1	0	5.28	13	Pass
		1	3	5.48	13	Pass
		1	5	5.32	13	Pass
		3	0	5.68	13	Pass
		3	1	5.6	13	Pass
		3	3	5.76	13	Pass
		6	0	6.12	13	Pass

LTE FDD Band 12, Nominal Bandwidth: 3.0MHz						
Modulation	Channel	RB Configuration		Test result (dB)	Limit (dB)	Verdict
		Size	Offset			
QPSK	LCH	1	0	4.64	13	Pass
		1	8	4.52	13	Pass
		1	14	4.68	13	Pass
		8	0	5	13	Pass
		8	4	5	13	Pass
		8	7	5.12	13	Pass
		15	0	5.4	13	Pass
	MCH	1	0	4.44	13	Pass
		1	8	4.32	13	Pass
		1	14	4.44	13	Pass
		8	0	4.96	13	Pass
		8	4	4.8	13	Pass
		8	7	4.92	13	Pass
		15	0	5.24	13	Pass
	HCH	1	0	4.64	13	Pass
		1	8	4.48	13	Pass
		1	14	4.48	13	Pass
		8	0	5.04	13	Pass
		8	4	4.92	13	Pass
		8	7	5.04	13	Pass
		15	0	5.44	13	Pass
16QAM	LCH	1	0	5.24	13	Pass
		1	8	5.44	13	Pass
		1	14	5.4	13	Pass
		8	0	5.76	13	Pass
		8	4	5.72	13	Pass
		8	7	5.84	13	Pass
		15	0	6.16	13	Pass
	MCH	1	0	5.36	13	Pass
		1	8	5.04	13	Pass
		1	14	5.32	13	Pass
		8	0	5.68	13	Pass
		8	4	5.6	13	Pass
		8	7	5.72	13	Pass
		15	0	6.04	13	Pass
	HCH	1	0	5.4	13	Pass
		1	8	5.16	13	Pass
		1	14	5.32	13	Pass
		8	0	5.8	13	Pass
		8	4	5.76	13	Pass
		8	7	5.88	13	Pass
		15	0	6.16	13	Pass

LTE FDD Band 12, Nominal Bandwidth: 5.0MHz						
Modulation	Channel	RB Configuration		Test result (dB)	Limit (dB)	Verdict
		Size	Offset			
QPSK	LCH	1	0	4.6	13	Pass
		1	12	4.56	13	Pass
		1	24	4.56	13	Pass
		12	0	4.96	13	Pass
		12	7	4.84	13	Pass
		12	13	5	13	Pass
		25	0	5.36	13	Pass
	MCH	1	0	4.44	13	Pass
		1	12	4.36	13	Pass
		1	24	4.48	13	Pass
		12	0	4.88	13	Pass
		12	7	4.76	13	Pass
		12	13	4.84	13	Pass
		25	0	5.28	13	Pass
	HCH	1	0	4.56	13	Pass
		1	12	4.56	13	Pass
		1	24	4.48	13	Pass
		12	0	4.96	13	Pass
		12	7	4.88	13	Pass
		12	13	4.96	13	Pass
		25	0	5.32	13	Pass
16QAM	LCH	1	0	5.28	13	Pass
		1	12	5.24	13	Pass
		1	24	5.36	13	Pass
		12	0	5.8	13	Pass
		12	7	5.8	13	Pass
		12	13	5.84	13	Pass
		25	0	6.08	13	Pass
	MCH	1	0	5.08	13	Pass
		1	12	5.08	13	Pass
		1	24	5.24	13	Pass
		12	0	5.76	13	Pass
		12	7	5.64	13	Pass
		12	13	5.72	13	Pass
		25	0	6	13	Pass
	HCH	1	0	5.44	13	Pass
		1	12	5.24	13	Pass
		1	24	5.2	13	Pass
		12	0	5.88	13	Pass
		12	7	5.8	13	Pass
		12	13	5.88	13	Pass
		25	0	6.12	13	Pass

LTE FDD Band 12, Nominal Bandwidth: 10.0MHz						
Modulation	Channel	RB Configuration		Test result (dB)	Limit (dB)	Verdict
		Size	Offset			
QPSK	LCH	1	0	4.6	13	Pass
		1	25	4.52	13	Pass
		1	49	4.4	13	Pass
		25	0	4.92	13	Pass
		25	12	4.96	13	Pass
		25	25	5.16	13	Pass
		50	0	5.24	13	Pass
	MCH	1	0	4.56	13	Pass
		1	25	4.36	13	Pass
		1	49	4.6	13	Pass
		25	0	4.84	13	Pass
		25	12	4.96	13	Pass
		25	25	5.28	13	Pass
		50	0	5.32	13	Pass
	HCH	1	0	4.32	13	Pass
		1	25	4.52	13	Pass
		1	49	4.48	13	Pass
		25	0	4.88	13	Pass
		25	12	5.04	13	Pass
		25	25	5.32	13	Pass
		50	0	5.44	13	Pass
16QAM	LCH	1	0	5.44	13	Pass
		1	25	5.24	13	Pass
		1	49	5.12	13	Pass
		25	0	5.84	13	Pass
		25	12	5.84	13	Pass
		25	25	6	13	Pass
		50	0	6.08	13	Pass
	MCH	1	0	5.56	13	Pass
		1	25	5.12	13	Pass
		1	49	5.28	13	Pass
		25	0	5.76	13	Pass
		25	12	5.76	13	Pass
		25	25	6.08	13	Pass
		50	0	6.12	13	Pass
	HCH	1	0	4.92	13	Pass
		1	25	5.12	13	Pass
		1	49	5.16	13	Pass
		25	0	5.68	13	Pass
		25	12	5.84	13	Pass
		25	25	6.16	13	Pass
		50	0	6.2	13	Pass

LTE FDD Band 12, Nominal Bandwidth: 1.4MHz

QPSK Low channel-1 RB offset 0

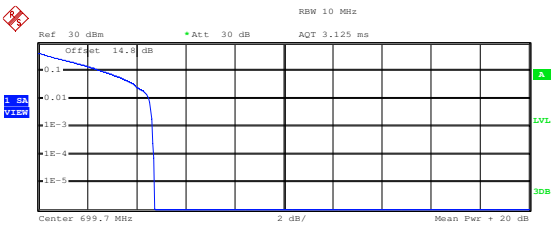

Complementary Cumulative Distribution Function (100000 samples)

Trace 1

Mean	24.86 dBm
Peak	29.59 dBm
Crest	4.73 dB
10 %	2.68 dB
1 %	4.52 dB
.1 %	4.68 dB
.01 %	4.72 dB

16QAM Low channel-1 RB offset 0

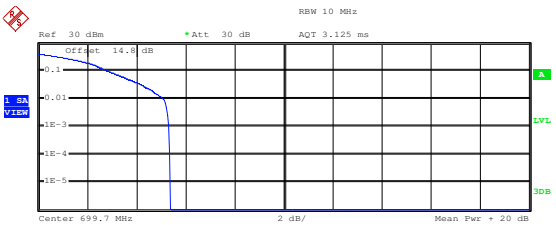

Complementary Cumulative Distribution Function (100000 samples)

Trace 1

Mean	24.23 dBm
Peak	29.59 dBm
Crest	5.35 dB
10 %	2.88 dB
1 %	5.12 dB
.1 %	5.32 dB
.01 %	5.36 dB

QPSK Low channel-1 RB offset 3

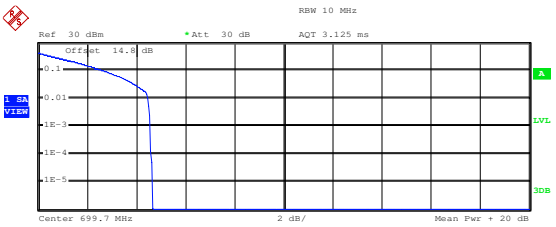

Complementary Cumulative Distribution Function (100000 samples)

Trace 1

Mean	25.00 dBm
Peak	29.66 dBm
Crest	4.66 dB
10 %	2.72 dB
1 %	4.48 dB
.1 %	4.60 dB
.01 %	4.60 dB

16QAM Low channel-1 RB offset 3

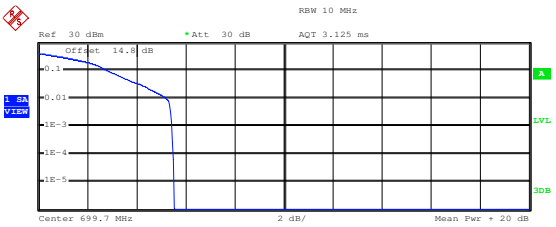

Complementary Cumulative Distribution Function (100000 samples)

Trace 1

Mean	24.28 dBm
Peak	29.80 dBm
Crest	5.52 dB
10 %	2.88 dB
1 %	5.24 dB
.1 %	5.44 dB
.01 %	5.52 dB

QPSK Low channel-1 RB offset 5

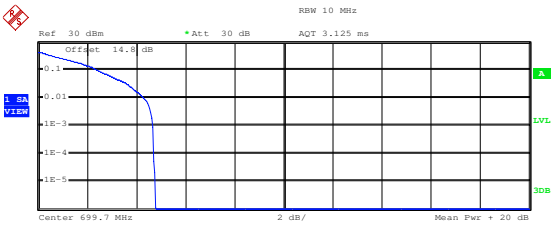

Complementary Cumulative Distribution Function (100000 samples)

Trace 1

Mean	24.81 dBm
Peak	29.59 dBm
Crest	4.78 dB
10 %	2.48 dB
1 %	4.32 dB
.1 %	4.68 dB
.01 %	4.72 dB

16QAM Low channel-1 RB offset 5

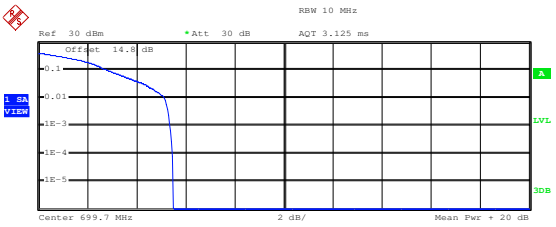

Complementary Cumulative Distribution Function (100000 samples)

Trace 1

Mean	24.25 dBm
Peak	29.73 dBm
Crest	5.48 dB
10 %	2.88 dB
1 %	5.16 dB
.1 %	5.36 dB
.01 %	5.48 dB

QPSK Low channel-3 RB offset 0

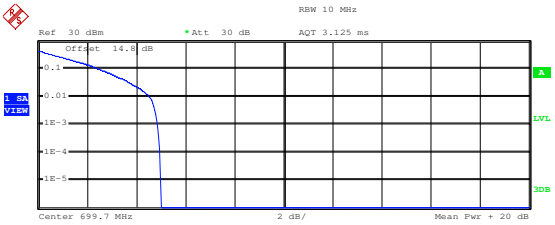

Complementary Cumulative Distribution Function (100000 samples)

Trace 1

Mean	24.88 dBm
Peak	29.87 dBm
Crest	4.99 dB
10 %	2.56 dB
1 %	4.56 dB
.1 %	4.88 dB
.01 %	4.96 dB

16QAM Low channel-3 RB offset 0

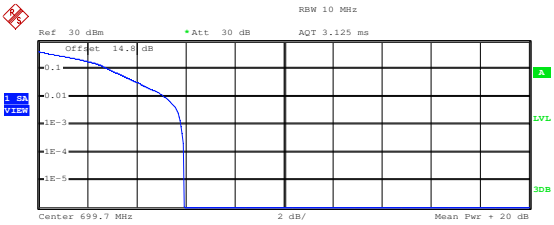

Complementary Cumulative Distribution Function (100000 samples)

Trace 1

Mean	24.07 dBm
Peak	30.01 dBm
Crest	5.95 dB
10 %	2.92 dB
1 %	5.16 dB
.1 %	5.84 dB
.01 %	5.96 dB

QPSK Low channel-3 RB offset 1

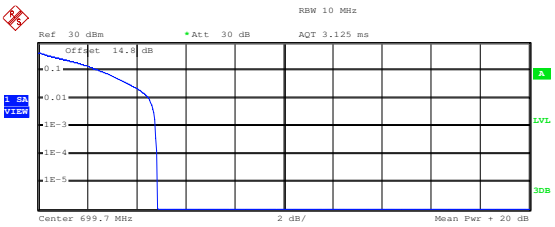

Complementary Cumulative Distribution Function (100000 samples)

Trace 1

Mean	24.94 dBm
Peak	29.80 dBm
Crest	4.86 dB
10 %	2.56 dB
1 %	4.52 dB
.1 %	4.80 dB
.01 %	4.84 dB

16QAM Low channel-3 RB offset 1

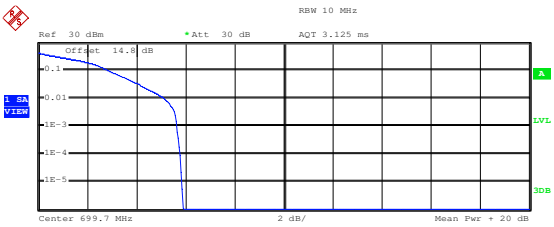

Complementary Cumulative Distribution Function (100000 samples)

Trace 1

Mean	24.06 dBm
Peak	29.94 dBm
Crest	5.88 dB
10 %	2.92 dB
1 %	5.12 dB
.1 %	5.68 dB
.01 %	5.80 dB

QPSK Low channel-3 RB offset 3

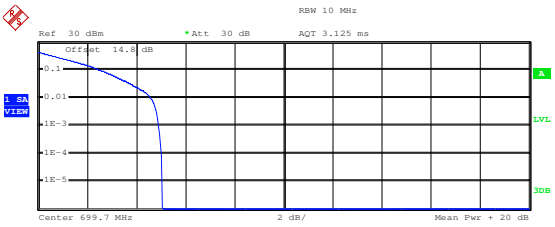

Complementary Cumulative Distribution Function (100000 samples)

Trace 1

Mean	24.88 dBm
Peak	29.94 dBm
Crest	5.06 dB
10 %	2.60 dB
1 %	4.60 dB
.1 %	4.92 dB
.01 %	5.04 dB

16QAM Low channel-3 RB offset 3

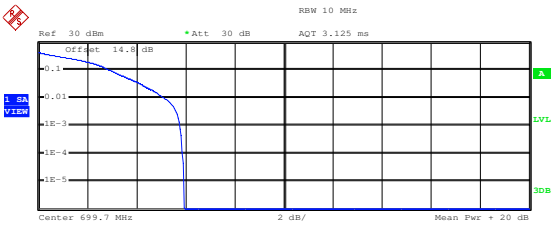

Complementary Cumulative Distribution Function (100000 samples)

Trace 1

Mean	23.79 dBm
Peak	29.73 dBm
Crest	5.94 dB
10 %	2.96 dB
1 %	5.16 dB
.1 %	5.80 dB
.01 %	5.88 dB

QPSK Low channel-6 RB offset 0

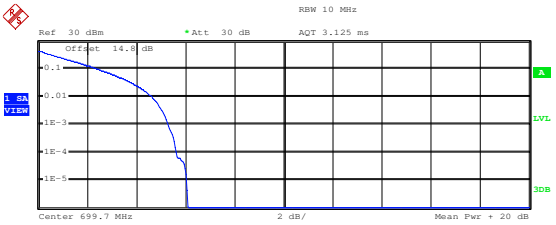

Complementary Cumulative Distribution Function (100000 samples)

Trace 1

Mean	23.93 dBm
Peak	30.01 dBm
Crest	6.08 dB
10 %	2.52 dB
1 %	4.64 dB
.1 %	5.32 dB
.01 %	5.64 dB

16QAM Low channel-6 RB offset 0

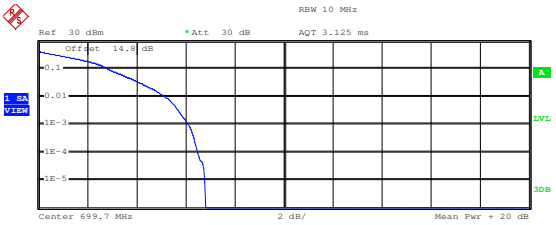

Complementary Cumulative Distribution Function (100000 samples)

Trace 1

Mean	22.78 dBm
Peak	29.59 dBm
Crest	6.81 dB
10 %	2.88 dB
1 %	5.20 dB
.1 %	6.12 dB
.01 %	6.52 dB

QPSK Middle channel-1 RB offset 0

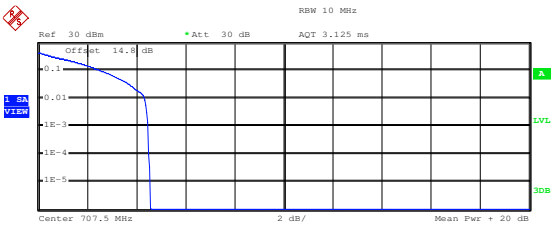

Complementary Cumulative Distribution Function (100000 samples)

Trace 1

Mean	25.09 dBm
Peak	29.66 dBm
Crest	4.57 dB
10 %	2.60 dB
1 %	4.36 dB
.1 %	4.48 dB
.01 %	4.52 dB

16QAM Middle channel-1 RB offset 0

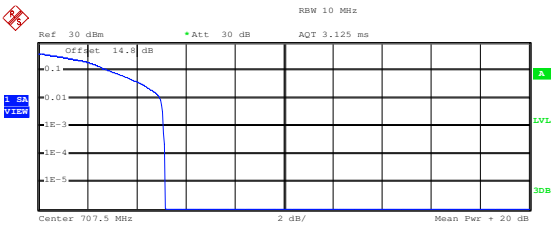

Complementary Cumulative Distribution Function (100000 samples)

Trace 1

Mean	24.34 dBm
Peak	29.52 dBm
Crest	5.18 dB
10 %	2.92 dB
1 %	4.96 dB
.1 %	5.12 dB
.01 %	5.20 dB

QPSK Middle channel-1 RB offset 3

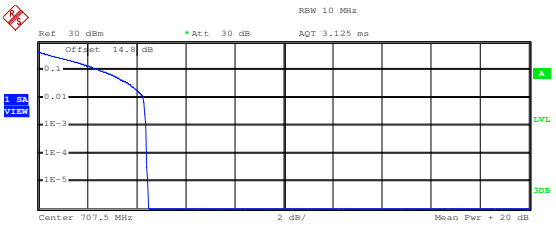

Complementary Cumulative Distribution Function (100000 samples)

Trace 1

Mean	25.03 dBm
Peak	29.52 dBm
Crest	4.49 dB
10 %	2.56 dB
1 %	4.28 dB
.1 %	4.40 dB
.01 %	4.44 dB

16QAM Middle channel-1 RB offset 3

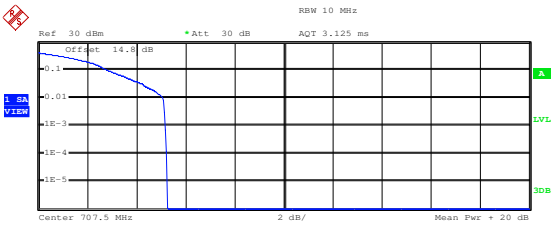

Complementary Cumulative Distribution Function (100000 samples)

Trace 1

Mean	24.21 dBm
Peak	29.45 dBm
Crest	5.24 dB
10 %	2.88 dB
1 %	5.08 dB
.1 %	5.20 dB
.01 %	5.24 dB

QPSK Middle channel-1 RB offset 5

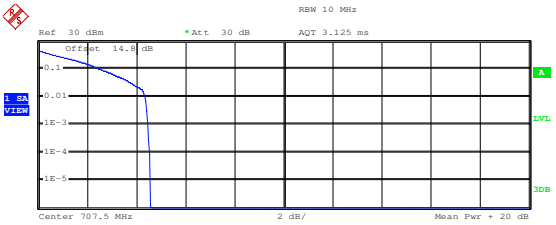

Complementary Cumulative Distribution Function (100000 samples)

Trace 1

Mean	25.00 dBm
Peak	29.59 dBm
Crest	4.58 dB
10 %	2.56 dB
1 %	4.36 dB
.1 %	4.48 dB
.01 %	4.56 dB

16QAM Middle channel-1 RB offset 5

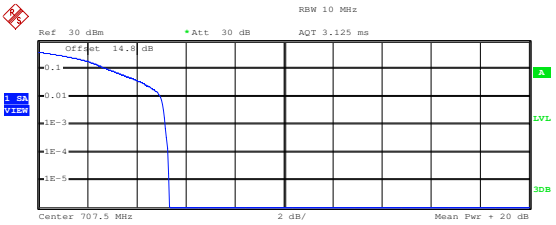

Complementary Cumulative Distribution Function (100000 samples)

Trace 1

Mean	23.92 dBm
Peak	29.24 dBm
Crest	5.32 dB
10 %	2.88 dB
1 %	5.00 dB
.1 %	5.20 dB
.01 %	5.28 dB

QPSK Middle channel-3 RB offset 0

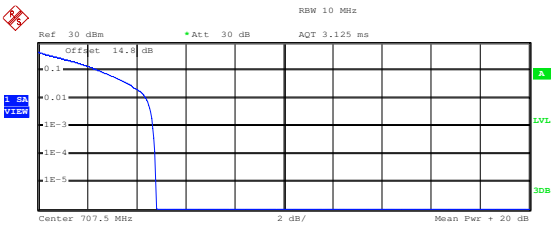

Complementary Cumulative Distribution Function (100000 samples)

Trace 1

Mean	25.01 dBm
Peak	29.80 dBm
Crest	4.79 dB
10 %	2.52 dB
1 %	4.40 dB
.1 %	4.68 dB
.01 %	4.76 dB

16QAM Middle channel-3 RB offset 0

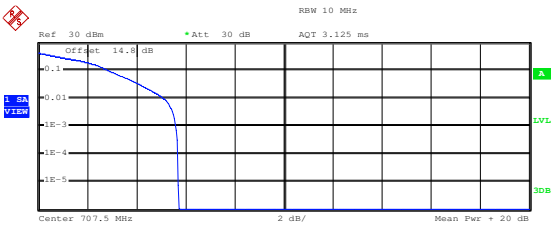

Complementary Cumulative Distribution Function (100000 samples)

Trace 1

Mean	23.88 dBm
Peak	29.59 dBm
Crest	5.71 dB
10 %	2.92 dB
1 %	5.12 dB
.1 %	5.60 dB
.01 %	5.72 dB

QPSK Middle channel-3 RB offset 1

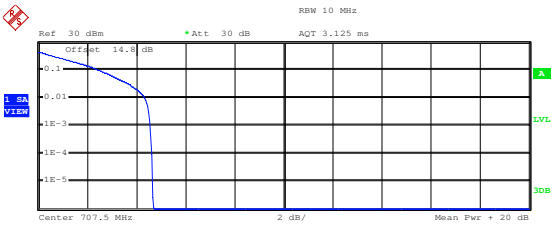

Complementary Cumulative Distribution Function (100000 samples)

Trace 1

Mean	24.99 dBm
Peak	29.66 dBm
Crest	4.67 dB
10 %	2.52 dB
1 %	4.36 dB
.1 %	4.60 dB
.01 %	4.64 dB

16QAM Middle channel-3 RB offset 1

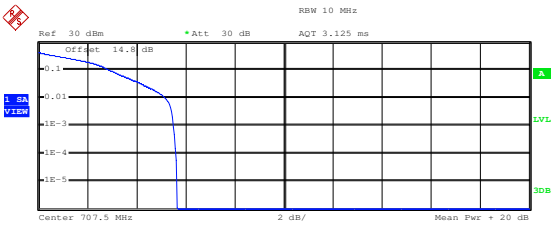

Complementary Cumulative Distribution Function (100000 samples)

Trace 1

Mean	23.87 dBm
Peak	29.52 dBm
Crest	5.65 dB
10 %	2.96 dB
1 %	5.20 dB
.1 %	5.52 dB
.01 %	5.64 dB

QPSK Middle channel-3 RB offset 3

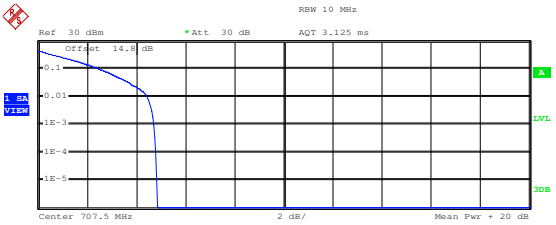

Complementary Cumulative Distribution Function (100000 samples)

Trace 1

Mean	24.86 dBm
Peak	29.73 dBm
Crest	4.87 dB
10 %	2.56 dB
1 %	4.44 dB
.1 %	4.72 dB
.01 %	4.80 dB

16QAM Middle channel-3 RB offset 3

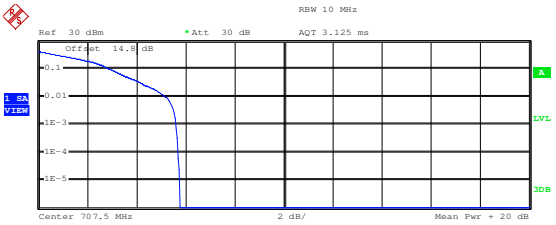

Complementary Cumulative Distribution Function (100000 samples)

Trace 1

Mean	23.75 dBm
Peak	29.52 dBm
Crest	5.77 dB
10 %	2.96 dB
1 %	5.20 dB
.1 %	5.64 dB
.01 %	5.72 dB

QPSK Middle channel-6 RB offset 0

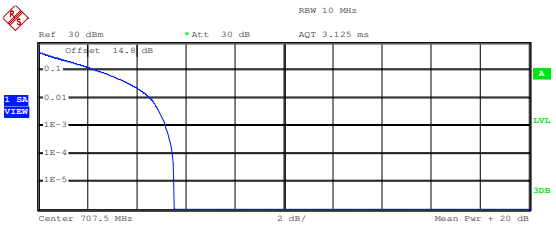

Complementary Cumulative Distribution Function (100000 samples)

Trace 1

Mean	24.05 dBm
Peak	29.59 dBm
Crest	5.54 dB
10 %	2.48 dB
1 %	4.60 dB
.1 %	5.20 dB
.01 %	5.48 dB

16QAM Middle channel-6 RB offset 0

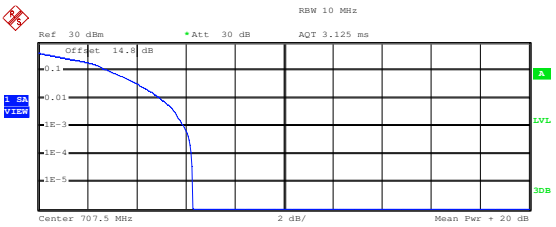

Complementary Cumulative Distribution Function (100000 samples)

Trace 1

Mean	22.88 dBm
Peak	29.17 dBm
Crest	6.29 dB
10 %	2.88 dB
1 %	5.00 dB
.1 %	5.96 dB
.01 %	6.24 dB

QPSK High channel-1 RB offset 0

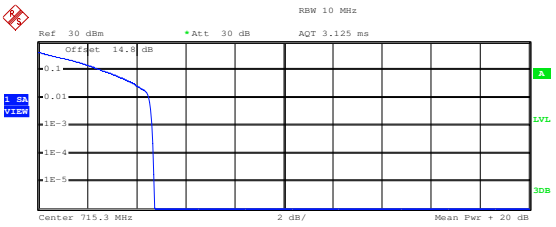

Complementary Cumulative Distribution Function (100000 samples)

Trace 1

Mean	24.87 dBm
Peak	29.59 dBm
Crest	4.71 dB
10 %	2.64 dB
1 %	4.52 dB
.1 %	4.64 dB
.01 %	4.72 dB

16QAM High channel-1 RB offset 0

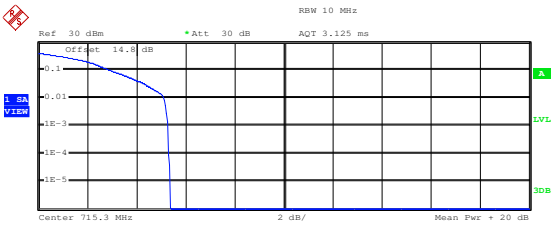

Complementary Cumulative Distribution Function (100000 samples)

Trace 1

Mean	24.00 dBm
Peak	29.38 dBm
Crest	5.38 dB
10 %	3.00 dB
1 %	5.12 dB
.1 %	5.28 dB
.01 %	5.32 dB

QPSK High channel-1 RB offset 3

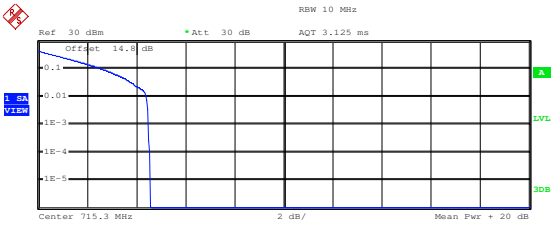

Complementary Cumulative Distribution Function (100000 samples)

Trace 1

Mean	25.15 dBm
Peak	29.73 dBm
Crest	4.58 dB
10 %	2.68 dB
1 %	4.40 dB
.1 %	4.52 dB
.01 %	4.56 dB

16QAM High channel-1 RB offset 3

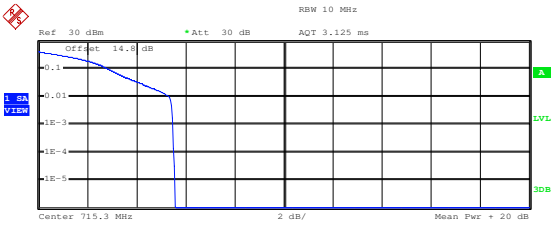

Complementary Cumulative Distribution Function (100000 samples)

Trace 1

Mean	24.03 dBm
Peak	29.59 dBm
Crest	5.56 dB
10 %	2.88 dB
1 %	5.32 dB
.1 %	5.48 dB
.01 %	5.52 dB

QPSK High channel-1 RB offset 5

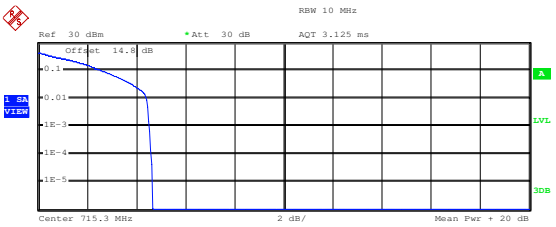

Complementary Cumulative Distribution Function (100000 samples)

Trace 1

Mean	25.22 dBm
Peak	29.87 dBm
Crest	4.65 dB
10 %	2.64 dB
1 %	4.40 dB
.1 %	4.56 dB
.01 %	4.60 dB

16QAM High channel-1 RB offset 5

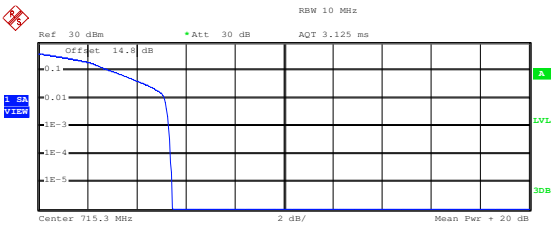

Complementary Cumulative Distribution Function (100000 samples)

Trace 1

Mean	24.27 dBm
Peak	29.73 dBm
Crest	5.46 dB
10 %	3.00 dB
1 %	5.16 dB
.1 %	5.32 dB
.01 %	5.40 dB

QPSK High channel-3 RB offset 0

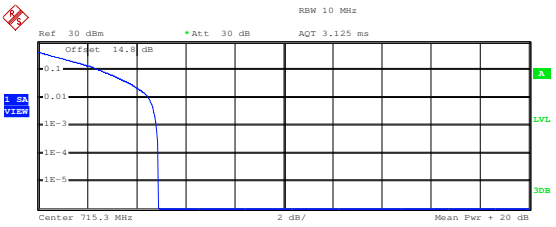

Complementary Cumulative Distribution Function (100000 samples)

Trace 1

Mean	25.03 dBm
Peak	29.94 dBm
Crest	4.91 dB
10 %	2.56 dB
1 %	4.52 dB
.1 %	4.84 dB
.01 %	4.92 dB

16QAM High channel-3 RB offset 0

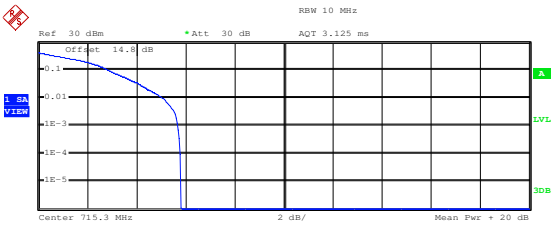

Complementary Cumulative Distribution Function (100000 samples)

Trace 1

Mean	24.07 dBm
Peak	29.87 dBm
Crest	5.80 dB
10 %	2.88 dB
1 %	5.08 dB
.1 %	5.68 dB
.01 %	5.80 dB

QPSK High channel-3 RB offset 1

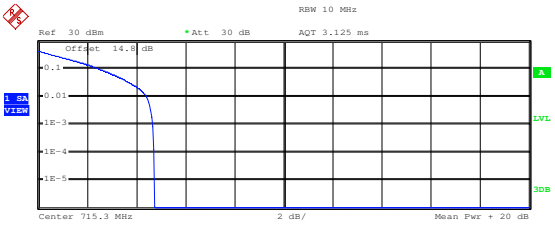

Complementary Cumulative Distribution Function (100000 samples)

Trace 1

Mean	25.22 dBm
Peak	29.94 dBm
Crest	4.72 dB
10 %	2.56 dB
1 %	4.44 dB
.1 %	4.68 dB
.01 %	4.72 dB

16QAM High channel-3 RB offset 1

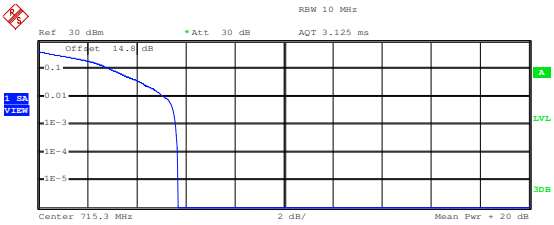

Complementary Cumulative Distribution Function (100000 samples)

Trace 1

Mean	24.09 dBm
Peak	29.80 dBm
Crest	5.71 dB
10 %	3.00 dB
1 %	5.16 dB
.1 %	5.60 dB
.01 %	5.68 dB

QPSK High channel-3 RB offset 3

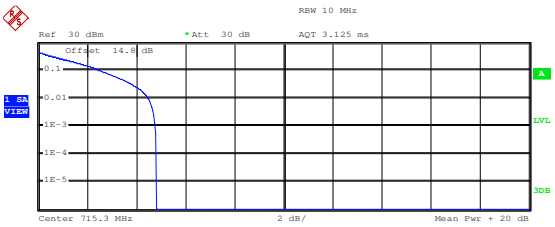

Complementary Cumulative Distribution Function (100000 samples)

Trace 1

Mean	25.04 dBm
Peak	29.87 dBm
Crest	4.83 dB
10 %	2.56 dB
1 %	4.48 dB
.1 %	4.76 dB
.01 %	4.84 dB

16QAM High channel-3 RB offset 3

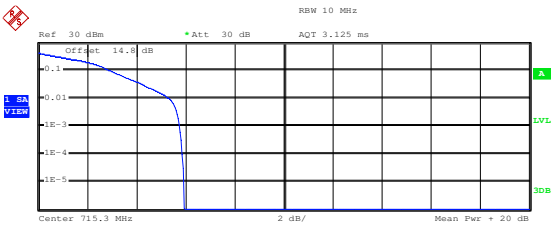

Complementary Cumulative Distribution Function (100000 samples)

Trace 1

Mean	23.87 dBm
Peak	29.80 dBm
Crest	5.93 dB
10 %	2.96 dB
1 %	5.32 dB
.1 %	5.76 dB
.01 %	5.88 dB

QPSK High channel-6 RB offset 0

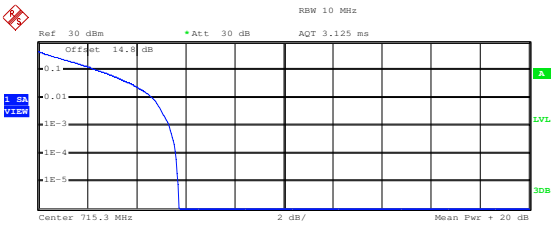

Complementary Cumulative Distribution Function (100000 samples)

Trace 1

Mean	23.99 dBm
Peak	29.73 dBm
Crest	5.74 dB
10 %	2.48 dB
1 %	4.68 dB
.1 %	5.36 dB
.01 %	5.60 dB

16QAM High channel-6 RB offset 0

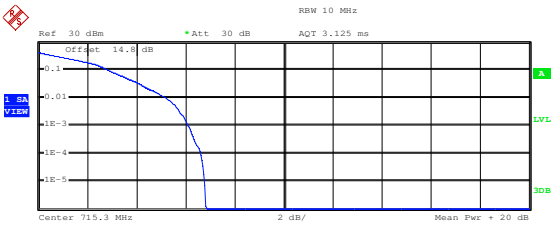

Complementary Cumulative Distribution Function (100000 samples)

Trace 1

Mean	22.75 dBm
Peak	29.59 dBm
Crest	6.84 dB
10 %	2.88 dB
1 %	5.20 dB
.1 %	6.12 dB
.01 %	6.64 dB

LTE FDD Band 12, Nominal Bandwidth: 3MHz

QPSK Low channel-1 RB offset 0

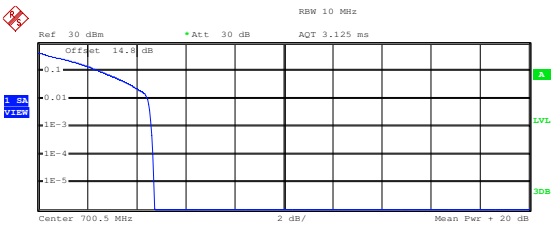

Complementary Cumulative Distribution Function (100000 samples)

Trace 1

Mean	25.26 dBm
Peak	30.01 dBm
Crest	4.75 dB
10 %	2.56 dB
1 %	4.48 dB
.1 %	4.64 dB
.01 %	4.68 dB

16QAM Low channel-1 RB offset 0

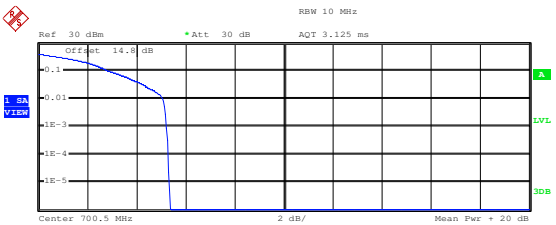

Complementary Cumulative Distribution Function (100000 samples)

Trace 1

Mean	24.65 dBm
Peak	30.01 dBm
Crest	5.36 dB
10 %	2.96 dB
1 %	5.08 dB
.1 %	5.24 dB
.01 %	5.32 dB

QPSK Low channel-1 RB offset 8

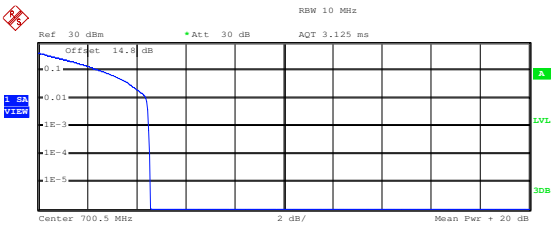

Complementary Cumulative Distribution Function (100000 samples)

Trace 1

Mean	25.14 dBm
Peak	29.73 dBm
Crest	4.59 dB
10 %	2.60 dB
1 %	4.40 dB
.1 %	4.52 dB
.01 %	4.56 dB

16QAM Low channel-1 RB offset 8

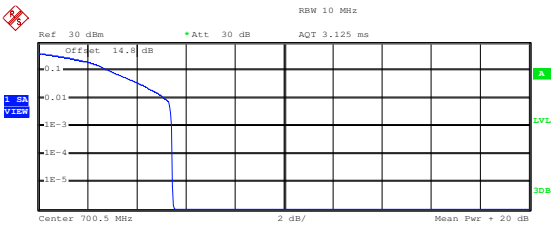

Complementary Cumulative Distribution Function (100000 samples)

Trace 1

Mean	24.00 dBm
Peak	29.52 dBm
Crest	5.52 dB
10 %	2.92 dB
1 %	5.16 dB
.1 %	5.44 dB
.01 %	5.48 dB

QPSK Low channel-1 RB offset 14

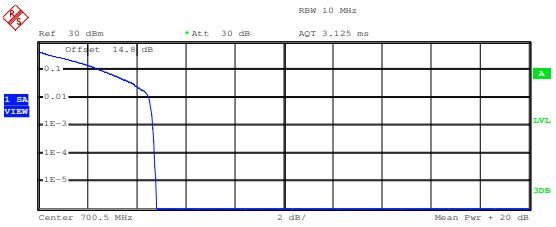

Complementary Cumulative Distribution Function (100000 samples)

Trace 1

Mean	24.98 dBm
Peak	29.80 dBm
Crest	4.82 dB
10 %	2.60 dB
1 %	4.52 dB
.1 %	4.68 dB
.01 %	4.76 dB

16QAM Low channel-1 RB offset 14

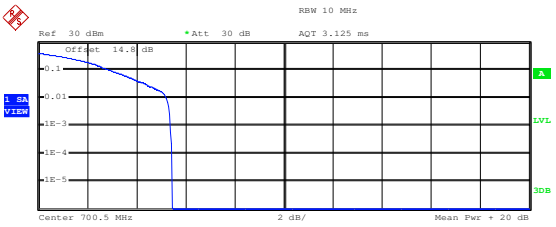

Complementary Cumulative Distribution Function (100000 samples)

Trace 1

Mean	24.20 dBm
Peak	29.66 dBm
Crest	5.46 dB
10 %	2.96 dB
1 %	5.24 dB
.1 %	5.40 dB
.01 %	5.48 dB

QPSK Low channel-8 RB offset 0

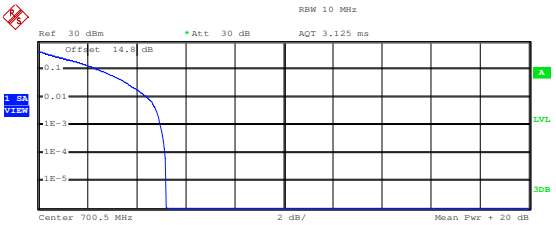

Complementary Cumulative Distribution Function (100000 samples)

	Trace 1
Mean	24.01 dBm
Peak	29.24 dBm
Crest	5.23 dB
10 %	2.52 dB
1 %	4.48 dB
.1 %	5.00 dB
.01 %	5.20 dB

16QAM Low channel-8 RB offset 0

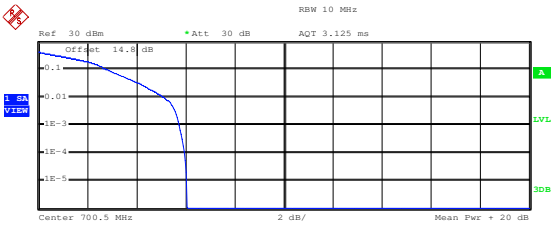

Complementary Cumulative Distribution Function (100000 samples)

	Trace 1
Mean	22.97 dBm
Peak	29.02 dBm
Crest	6.05 dB
10 %	2.84 dB
1 %	5.12 dB
.1 %	5.76 dB
.01 %	5.96 dB

QPSK Low channel-8 RB offset 4

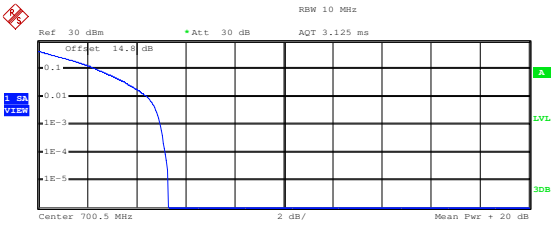

Complementary Cumulative Distribution Function (100000 samples)

	Trace 1
Mean	24.00 dBm
Peak	29.31 dBm
Crest	5.30 dB
10 %	2.44 dB
1 %	4.44 dB
.1 %	5.00 dB
.01 %	5.20 dB

16QAM Low channel-8 RB offset 4

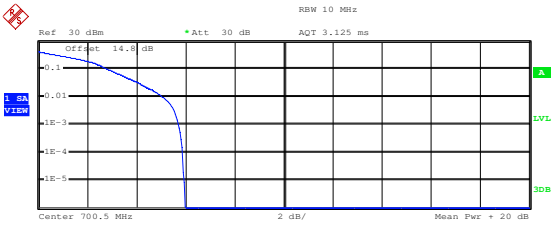

Complementary Cumulative Distribution Function (100000 samples)

	Trace 1
Mean	22.98 dBm
Peak	28.95 dBm
Crest	5.98 dB
10 %	2.88 dB
1 %	5.08 dB
.1 %	5.72 dB
.01 %	5.88 dB

QPSK Low channel-8 RB offset 7

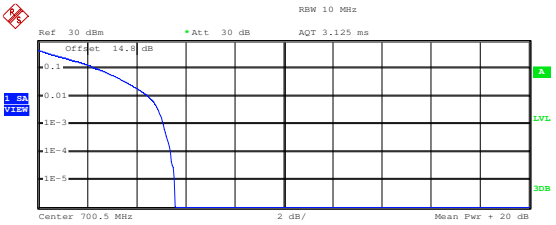

Complementary Cumulative Distribution Function (100000 samples)

	Trace 1
Mean	23.94 dBm
Peak	29.52 dBm
Crest	5.57 dB
10 %	2.44 dB
1 %	4.52 dB
.1 %	5.12 dB
.01 %	5.40 dB

16QAM Low channel-8 RB offset 7

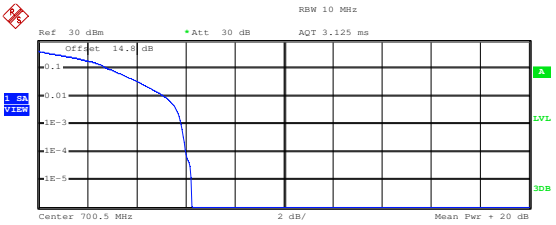

Complementary Cumulative Distribution Function (100000 samples)

	Trace 1
Mean	22.91 dBm
Peak	29.17 dBm
Crest	6.26 dB
10 %	2.92 dB
1 %	5.16 dB
.1 %	5.84 dB
.01 %	6.00 dB

QPSK Low channel-15 RB offset 0

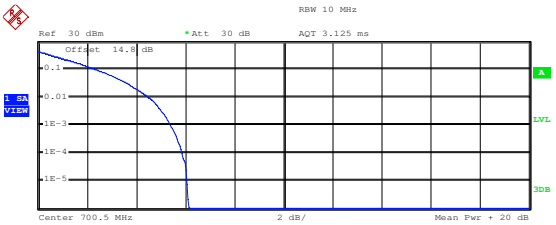

Complementary Cumulative Distribution Function (100000 samples)

	Trace 1
Mean	23.89 dBm
Peak	30.01 dBm
Crest	6.12 dB
10 %	2.44 dB
1 %	4.52 dB
.1 %	5.40 dB
.01 %	5.88 dB

16QAM Low channel-15 RB offset 0

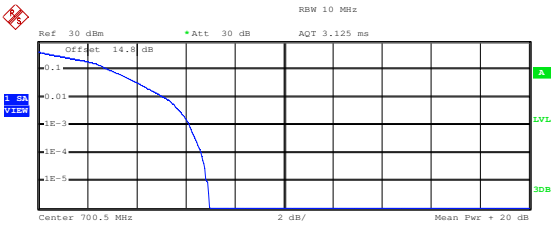

Complementary Cumulative Distribution Function (100000 samples)

	Trace 1
Mean	22.90 dBm
Peak	29.87 dBm
Crest	6.97 dB
10 %	2.92 dB
1 %	5.16 dB
.1 %	6.16 dB
.01 %	6.64 dB

QPSK Middle channel-1 RB offset 0

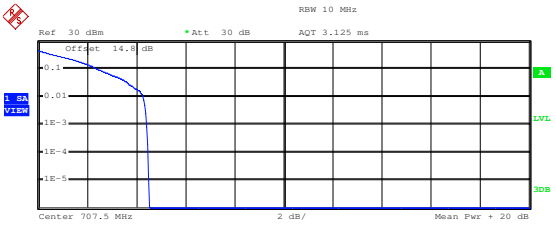

Complementary Cumulative Distribution Function (100000 samples)

	Trace 1
Mean	25.15 dBm
Peak	29.66 dBm
Crest	4.51 dB
10 %	2.48 dB
1 %	4.28 dB
.1 %	4.44 dB
.01 %	4.52 dB

16QAM Middle channel-1 RB offset 0

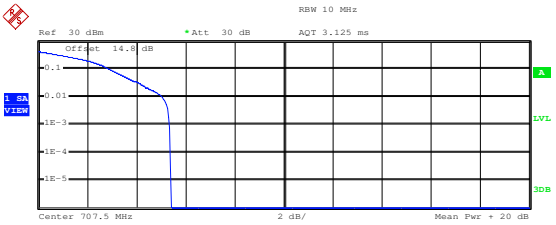

Complementary Cumulative Distribution Function (100000 samples)

	Trace 1
Mean	24.34 dBm
Peak	29.73 dBm
Crest	5.39 dB
10 %	2.92 dB
1 %	5.04 dB
.1 %	5.36 dB
.01 %	5.40 dB

QPSK Middle channel-1 RB offset 8

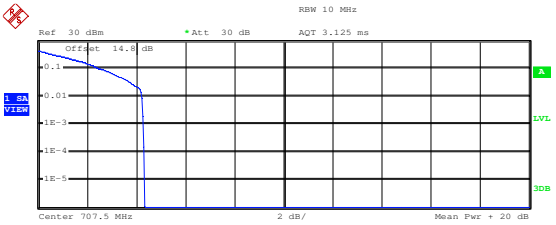

Complementary Cumulative Distribution Function (100000 samples)

	Trace 1
Mean	25.10 dBm
Peak	29.45 dBm
Crest	4.35 dB
10 %	2.60 dB
1 %	4.24 dB
.1 %	4.32 dB
.01 %	4.32 dB

16QAM Middle channel-1 RB offset 8

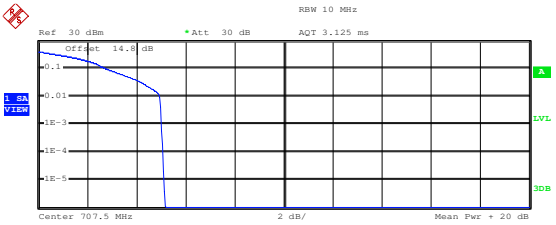

Complementary Cumulative Distribution Function (100000 samples)

	Trace 1
Mean	24.29 dBm
Peak	29.45 dBm
Crest	5.16 dB
10 %	2.84 dB
1 %	4.96 dB
.1 %	5.04 dB
.01 %	5.12 dB

QPSK Middle channel-1 RB offset 14

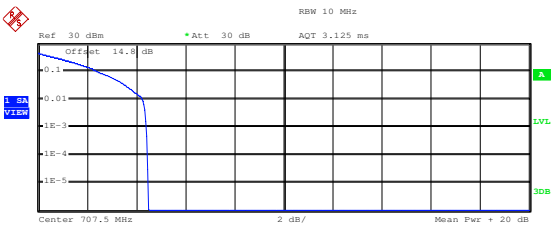

Complementary Cumulative Distribution Function (100000 samples)

	Trace 1
Mean	24.97 dBm
Peak	29.45 dBm
Crest	4.47 dB
10 %	2.48 dB
1 %	4.24 dB
.1 %	4.44 dB
.01 %	4.48 dB

16QAM Middle channel-1 RB offset 14

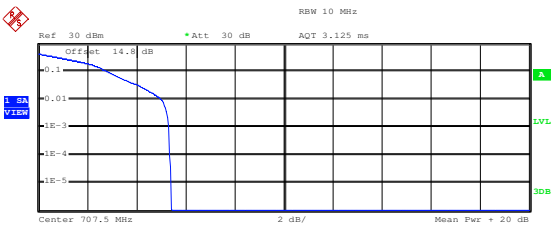

Complementary Cumulative Distribution Function (100000 samples)

	Trace 1
Mean	23.96 dBm
Peak	29.38 dBm
Crest	5.42 dB
10 %	2.84 dB
1 %	5.00 dB
.1 %	5.32 dB
.01 %	5.36 dB

QPSK Middle channel-8 RB offset 0

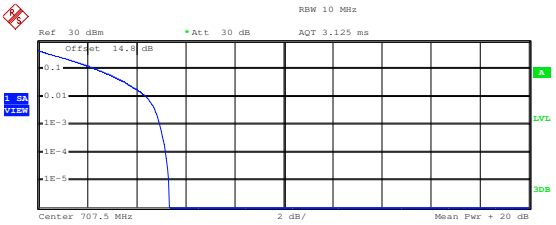

Complementary Cumulative Distribution Function (100000 samples)

	Trace 1
Mean	24.04 dBm
Peak	29.38 dBm
Crest	5.34 dB
10 %	2.44 dB
1 %	4.44 dB
.1 %	4.96 dB
.01 %	5.20 dB

16QAM Middle channel-8 RB offset 0

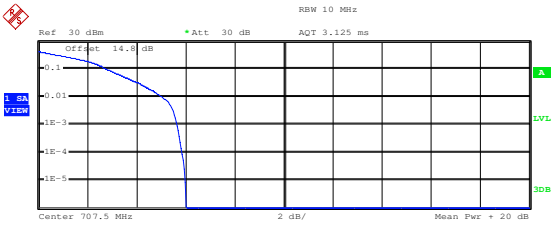

Complementary Cumulative Distribution Function (100000 samples)

	Trace 1
Mean	23.09 dBm
Peak	29.09 dBm
Crest	6.01 dB
10 %	2.84 dB
1 %	5.08 dB
.1 %	5.68 dB
.01 %	5.88 dB

QPSK Middle channel-8 RB offset 4

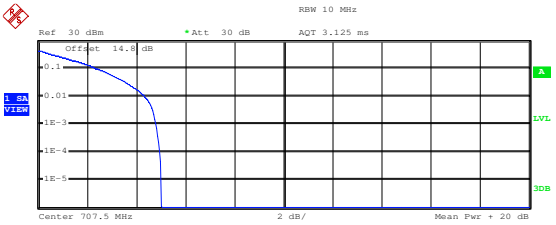

Complementary Cumulative Distribution Function (100000 samples)

	Trace 1
Mean	24.01 dBm
Peak	29.02 dBm
Crest	5.02 dB
10 %	2.44 dB
1 %	4.36 dB
.1 %	4.80 dB
.01 %	4.96 dB

16QAM Middle channel-8 RB offset 4

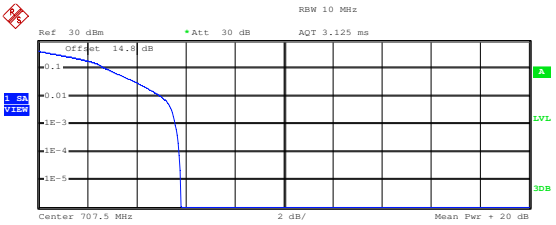

Complementary Cumulative Distribution Function (100000 samples)

	Trace 1
Mean	23.08 dBm
Peak	28.88 dBm
Crest	5.81 dB
10 %	2.80 dB
1 %	5.00 dB
.1 %	5.60 dB
.01 %	5.76 dB

QPSK Middle channel-8 RB offset 7

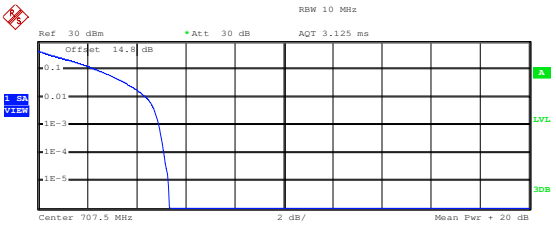

Complementary Cumulative Distribution Function (100000 samples)

	Trace 1
Mean	23.90 dBm
Peak	29.24 dBm
Crest	5.33 dB
10 %	2.40 dB
1 %	4.40 dB
.1 %	4.92 dB
.01 %	5.16 dB

16QAM Middle channel-8 RB offset 7

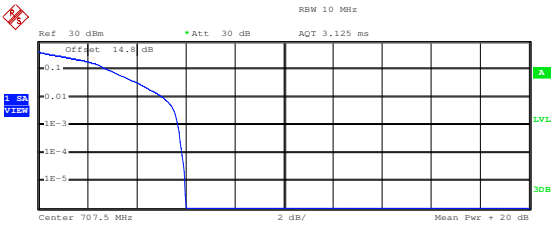

Complementary Cumulative Distribution Function (100000 samples)

	Trace 1
Mean	22.96 dBm
Peak	28.95 dBm
Crest	6.00 dB
10 %	2.88 dB
1 %	5.08 dB
.1 %	5.72 dB
.01 %	5.88 dB

QPSK Middle channel-15 RB offset 0

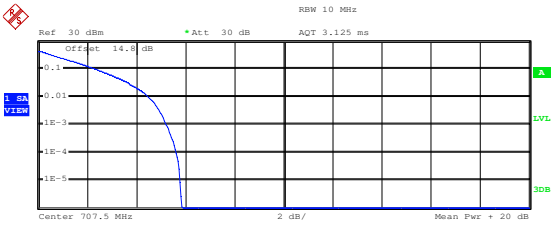

Complementary Cumulative Distribution Function (100000 samples)

	Trace 1
Mean	24.02 dBm
Peak	29.87 dBm
Crest	5.85 dB
10 %	2.44 dB
1 %	4.52 dB
.1 %	5.24 dB
.01 %	5.64 dB

16QAM Middle channel-15 RB offset 0

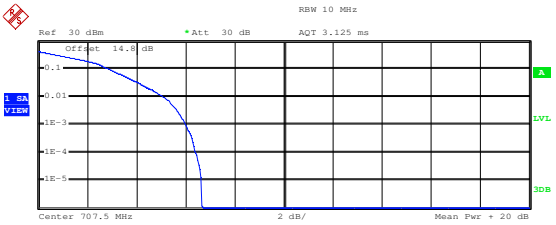

Complementary Cumulative Distribution Function (100000 samples)

	Trace 1
Mean	22.85 dBm
Peak	29.52 dBm
Crest	6.67 dB
10 %	2.92 dB
1 %	5.12 dB
.1 %	6.04 dB
.01 %	6.44 dB

QPSK High channel-1 RB offset 0

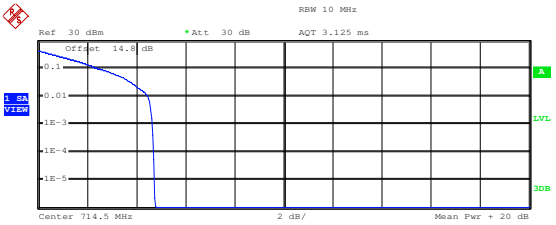

Complementary Cumulative Distribution Function (100000 samples)

	Trace 1
Mean	25.26 dBm
Peak	30.01 dBm
Crest	4.75 dB
10 %	2.56 dB
1 %	4.48 dB
.1 %	4.64 dB
.01 %	4.72 dB

16QAM High channel-1 RB offset 0

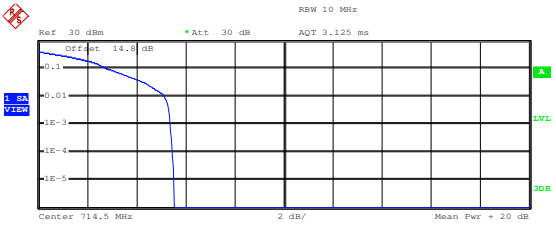

Complementary Cumulative Distribution Function (100000 samples)

	Trace 1
Mean	24.48 dBm
Peak	30.01 dBm
Crest	5.53 dB
10 %	2.88 dB
1 %	5.16 dB
.1 %	5.40 dB
.01 %	5.48 dB

QPSK High channel-1 RB offset 8

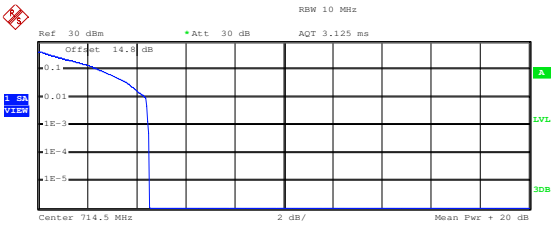

Complementary Cumulative Distribution Function (100000 samples)

	Trace 1
Mean	25.13 dBm
Peak	29.66 dBm
Crest	4.53 dB
10 %	2.52 dB
1 %	4.40 dB
.1 %	4.48 dB
.01 %	4.56 dB

16QAM High channel-1 RB offset 8

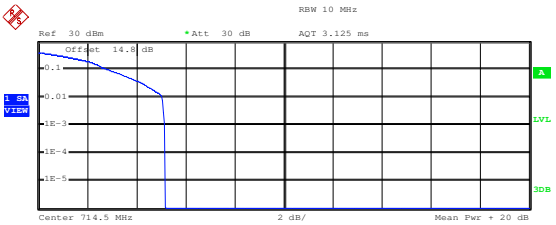

Complementary Cumulative Distribution Function (100000 samples)

	Trace 1
Mean	24.20 dBm
Peak	29.38 dBm
Crest	5.18 dB
10 %	2.88 dB
1 %	5.04 dB
.1 %	5.16 dB
.01 %	5.20 dB

QPSK High channel-1 RB offset 14

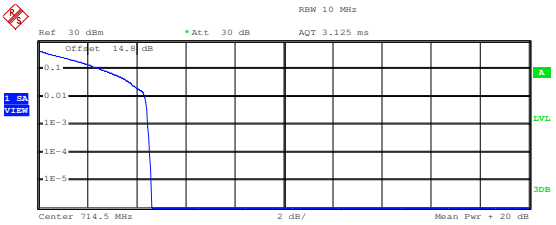

Complementary Cumulative Distribution Function (100000 samples)

	Trace 1
Mean	25.19 dBm
Peak	29.80 dBm
Crest	4.61 dB
10 %	2.60 dB
1 %	4.36 dB
.1 %	4.48 dB
.01 %	4.56 dB

16QAM High channel-1 RB offset 14

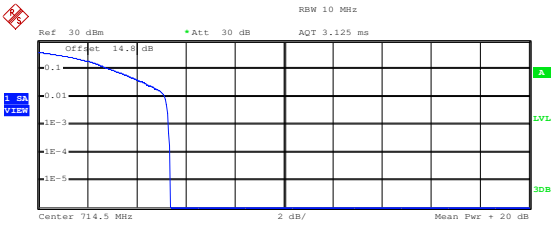

Complementary Cumulative Distribution Function (100000 samples)

	Trace 1
Mean	24.29 dBm
Peak	29.66 dBm
Crest	5.37 dB
10 %	3.00 dB
1 %	5.16 dB
.1 %	5.32 dB
.01 %	5.36 dB

QPSK High channel-8 RB offset 0

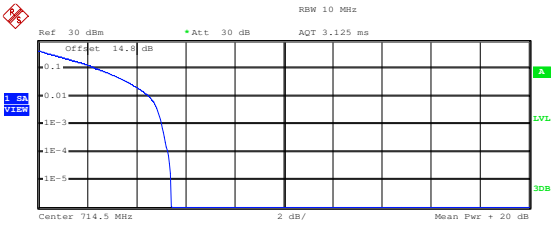

Complementary Cumulative Distribution Function (100000 samples)

	Trace 1
Mean	24.16 dBm
Peak	29.59 dBm
Crest	5.43 dB
10 %	2.44 dB
1 %	4.52 dB
.1 %	5.04 dB
.01 %	5.28 dB

16QAM High channel-8 RB offset 0

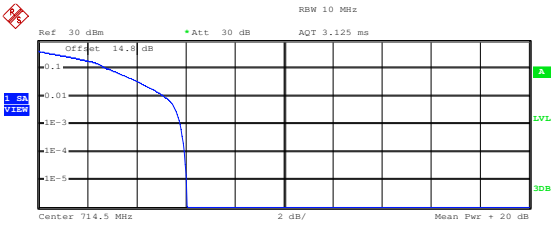

Complementary Cumulative Distribution Function (100000 samples)

	Trace 1
Mean	23.10 dBm
Peak	29.17 dBm
Crest	6.06 dB
10 %	2.88 dB
1 %	5.16 dB
.1 %	5.80 dB
.01 %	5.96 dB

QPSK High channel-8 RB offset 4

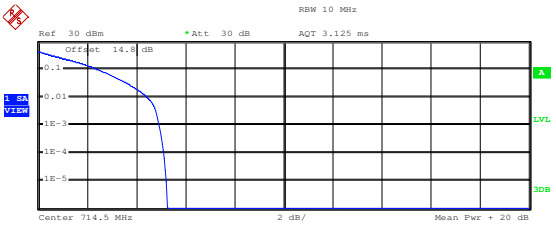

Complementary Cumulative Distribution Function (100000 samples)

	Trace 1
Mean	24.11 dBm
Peak	29.38 dBm
Crest	5.26 dB
10 %	2.48 dB
1 %	4.48 dB
.1 %	4.92 dB
.01 %	5.12 dB

16QAM High channel-8 RB offset 4

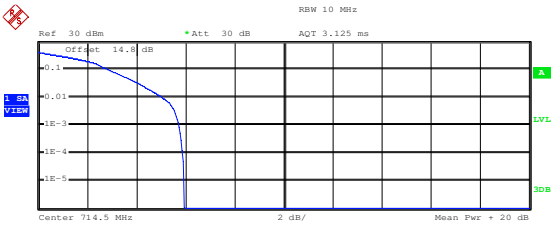

Complementary Cumulative Distribution Function (100000 samples)

	Trace 1
Mean	23.01 dBm
Peak	28.95 dBm
Crest	5.94 dB
10 %	2.92 dB
1 %	5.08 dB
.1 %	5.76 dB
.01 %	5.88 dB

QPSK High channel-8 RB offset 7

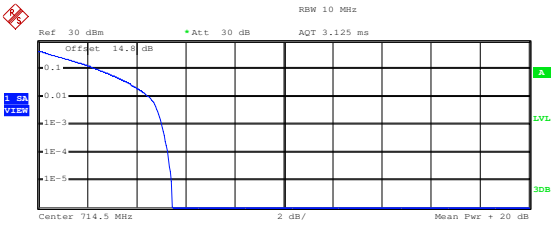

Complementary Cumulative Distribution Function (100000 samples)

	Trace 1
Mean	24.13 dBm
Peak	29.59 dBm
Crest	5.46 dB
10 %	2.44 dB
1 %	4.52 dB
.1 %	5.04 dB
.01 %	5.28 dB

16QAM High channel-8 RB offset 7

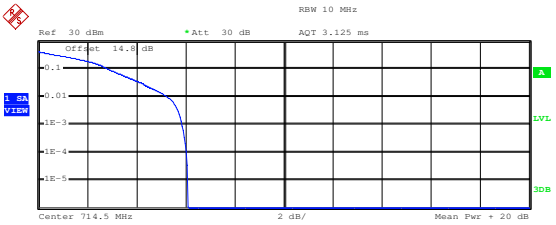

Complementary Cumulative Distribution Function (100000 samples)

	Trace 1
Mean	22.87 dBm
Peak	28.95 dBm
Crest	6.09 dB
10 %	2.92 dB
1 %	5.28 dB
.1 %	5.88 dB
.01 %	6.04 dB

QPSK High channel-15 RB offset 0

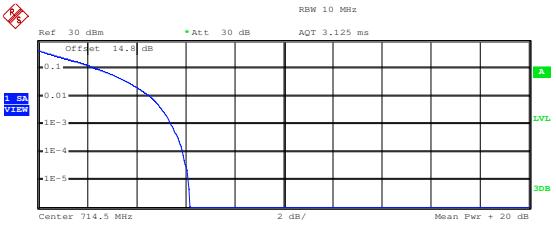

Complementary Cumulative Distribution Function (100000 samples)

	Trace 1
Mean	24.04 dBm
Peak	30.22 dBm
Crest	6.18 dB
10 %	2.44 dB
1 %	4.60 dB
.1 %	5.44 dB
.01 %	5.88 dB

16QAM High channel-15 RB offset 0

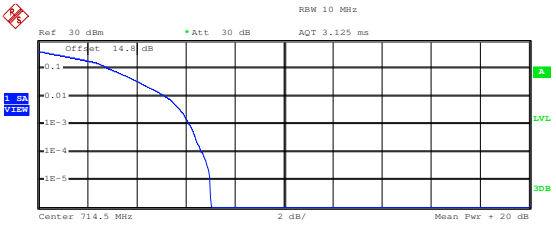

Complementary Cumulative Distribution Function (100000 samples)

	Trace 1
Mean	22.84 dBm
Peak	29.87 dBm
Crest	7.03 dB
10 %	2.96 dB
1 %	5.24 dB
.1 %	6.16 dB
.01 %	6.68 dB

LTE FDD Band 12, Nominal Bandwidth: 5MHz

QPSK Low channel-1 RB offset 0

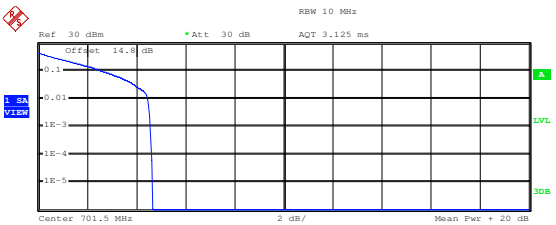

Complementary Cumulative Distribution Function (100000 samples)

Trace 1

Mean	25.20 dBm
Peak	29.87 dBm
Crest	4.67 dB
10 %	2.68 dB
1 %	4.48 dB
.1 %	4.60 dB
.01 %	4.64 dB

16QAM Low channel-1 RB offset 0

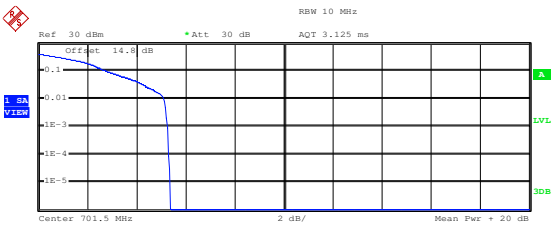

Complementary Cumulative Distribution Function (100000 samples)

Trace 1

Mean	24.29 dBm
Peak	29.66 dBm
Crest	5.37 dB
10 %	2.84 dB
1 %	5.12 dB
.1 %	5.28 dB
.01 %	5.32 dB

QPSK Low channel-1 RB offset 12

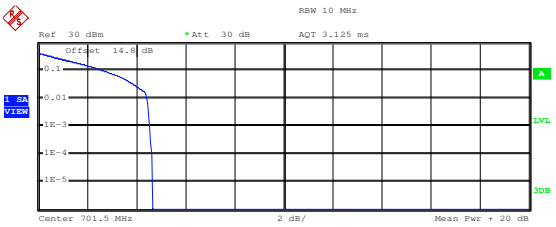

Complementary Cumulative Distribution Function (100000 samples)

Trace 1

Mean	25.14 dBm
Peak	29.80 dBm
Crest	4.66 dB
10 %	2.72 dB
1 %	4.44 dB
.1 %	4.56 dB
.01 %	4.64 dB

16QAM Low channel-1 RB offset 12

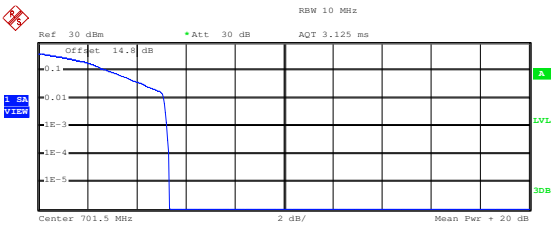

Complementary Cumulative Distribution Function (100000 samples)

Trace 1

Mean	23.82 dBm
Peak	29.17 dBm
Crest	5.34 dB
10 %	2.88 dB
1 %	5.12 dB
.1 %	5.24 dB
.01 %	5.32 dB

QPSK Low channel-1 RB offset 24

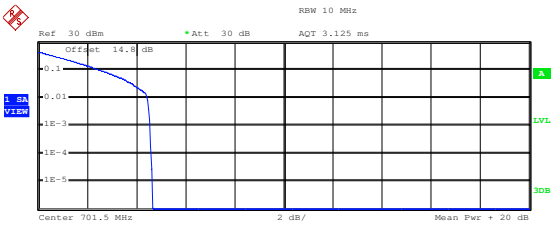

Complementary Cumulative Distribution Function (100000 samples)

Trace 1

Mean	25.06 dBm
Peak	29.73 dBm
Crest	4.66 dB
10 %	2.60 dB
1 %	4.44 dB
.1 %	4.56 dB
.01 %	4.64 dB

16QAM Low channel-1 RB offset 24

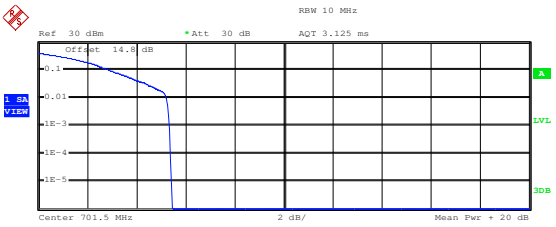

Complementary Cumulative Distribution Function (100000 samples)

Trace 1

Mean	24.15 dBm
Peak	29.59 dBm
Crest	5.44 dB
10 %	2.96 dB
1 %	5.24 dB
.1 %	5.36 dB
.01 %	5.40 dB

QPSK Low channel-12 RB offset 0

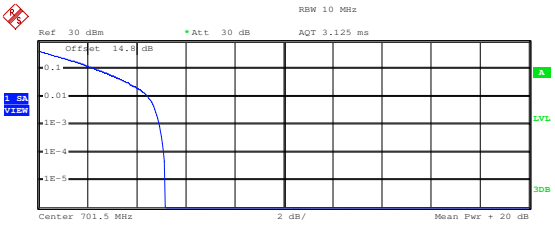

Complementary Cumulative Distribution Function (100000 samples)

Trace 1

Mean	24.12 dBm
Peak	29.31 dBm
Crest	5.19 dB
10 %	2.40 dB
1 %	4.48 dB
.1 %	4.96 dB
.01 %	5.12 dB

16QAM Low channel-12 RB offset 0

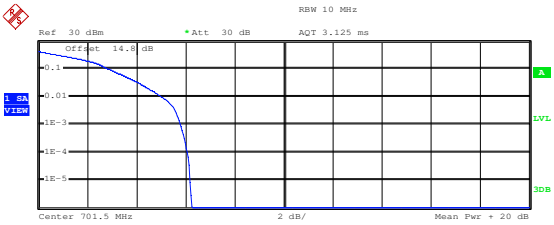

Complementary Cumulative Distribution Function (100000 samples)

Trace 1

Mean	23.06 dBm
Peak	29.31 dBm
Crest	6.25 dB
10 %	2.92 dB
1 %	5.08 dB
.1 %	5.80 dB
.01 %	6.08 dB

QPSK Low channel-12 RB offset 7

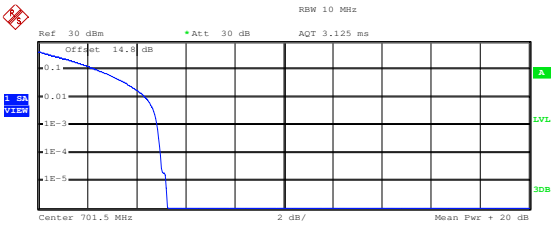

Complementary Cumulative Distribution Function (100000 samples)

Trace 1

Mean	23.92 dBm
Peak	29.17 dBm
Crest	5.25 dB
10 %	2.44 dB
1 %	4.36 dB
.1 %	4.84 dB
.01 %	5.00 dB

16QAM Low channel-12 RB offset 7

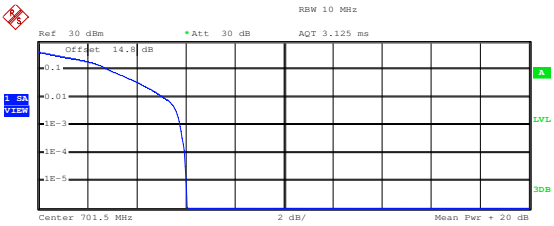

Complementary Cumulative Distribution Function (100000 samples)

Trace 1

Mean	22.89 dBm
Peak	28.95 dBm
Crest	6.06 dB
10 %	2.92 dB
1 %	5.12 dB
.1 %	5.80 dB
.01 %	5.96 dB

QPSK Low channel-12 RB offset 13

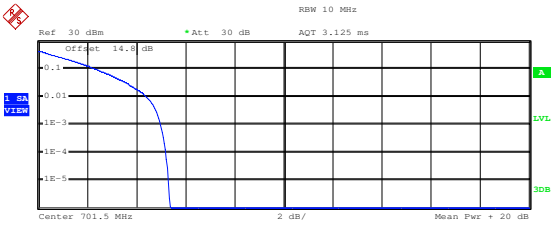

Complementary Cumulative Distribution Function (100000 samples)

Trace 1

Mean	23.87 dBm
Peak	29.24 dBm
Crest	5.37 dB
10 %	2.40 dB
1 %	4.44 dB
.1 %	5.00 dB
.01 %	5.20 dB

16QAM Low channel-12 RB offset 13

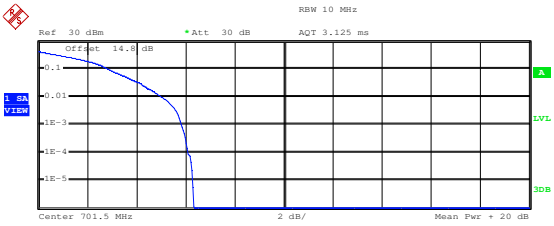

Complementary Cumulative Distribution Function (100000 samples)

Trace 1

Mean	22.84 dBm
Peak	29.17 dBm
Crest	6.32 dB
10 %	2.88 dB
1 %	5.04 dB
.1 %	5.84 dB
.01 %	6.12 dB

QPSK Low channel-25 RB offset 0

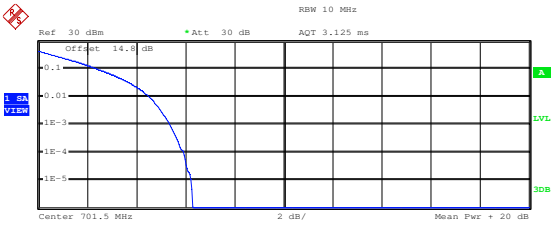

Complementary Cumulative Distribution Function (100000 samples)

Trace 1

Mean	23.99 dBm
Peak	30.29 dBm
Crest	6.30 dB
10 %	2.48 dB
1 %	4.52 dB
.1 %	5.36 dB
.01 %	5.92 dB

16QAM Low channel-25 RB offset 0

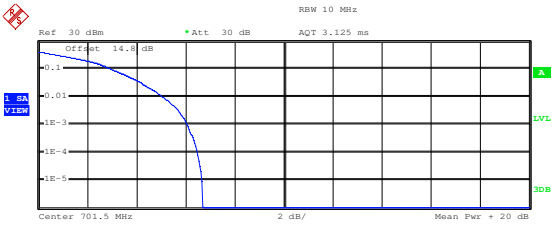

Complementary Cumulative Distribution Function (100000 samples)

Trace 1

Mean	23.17 dBm
Peak	29.87 dBm
Crest	6.70 dB
10 %	3.04 dB
1 %	5.08 dB
.1 %	6.08 dB
.01 %	6.52 dB

QPSK Middle channel-1 RB offset 0

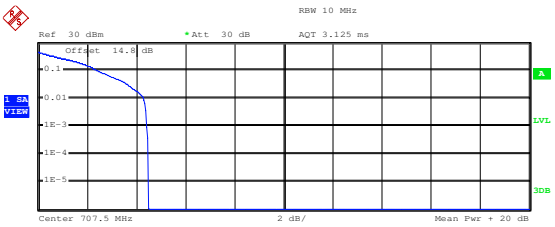

Complementary Cumulative Distribution Function (100000 samples)

Trace 1

Mean	25.23 dBm
Peak	29.73 dBm
Crest	4.50 dB
10 %	2.48 dB
1 %	4.32 dB
.1 %	4.44 dB
.01 %	4.52 dB

16QAM Middle channel-1 RB offset 0

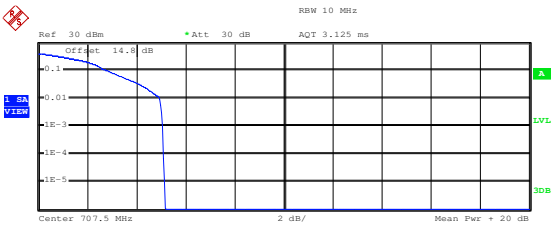

Complementary Cumulative Distribution Function (100000 samples)

Trace 1

Mean	24.64 dBm
Peak	29.80 dBm
Crest	5.16 dB
10 %	2.84 dB
1 %	4.96 dB
.1 %	5.08 dB
.01 %	5.12 dB

QPSK Middle channel-1 RB offset 12

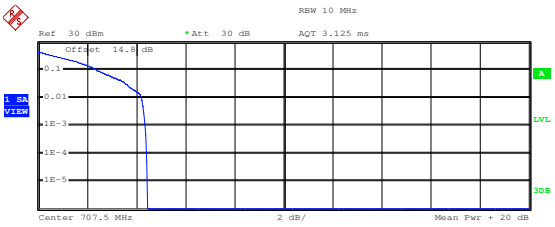

Complementary Cumulative Distribution Function (100000 samples)

Trace 1

Mean	25.15 dBm
Peak	29.59 dBm
Crest	4.44 dB
10 %	2.44 dB
1 %	4.20 dB
.1 %	4.36 dB
.01 %	4.44 dB

16QAM Middle channel-1 RB offset 12

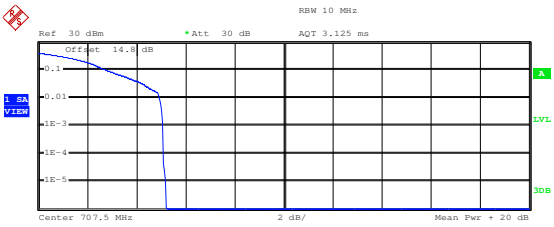

Complementary Cumulative Distribution Function (100000 samples)

Trace 1

Mean	24.00 dBm
Peak	29.24 dBm
Crest	5.23 dB
10 %	2.84 dB
1 %	4.96 dB
.1 %	5.08 dB
.01 %	5.12 dB

QPSK Middle channel-1 RB offset 24

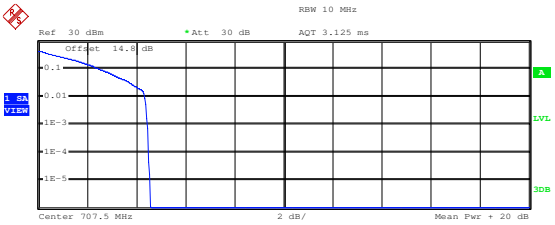

Complementary Cumulative Distribution Function (100000 samples)

Trace 1

Mean	25.08 dBm
Peak	29.66 dBm
Crest	4.57 dB
10 %	2.56 dB
1 %	4.36 dB
.1 %	4.48 dB
.01 %	4.52 dB

16QAM Middle channel-1 RB offset 24

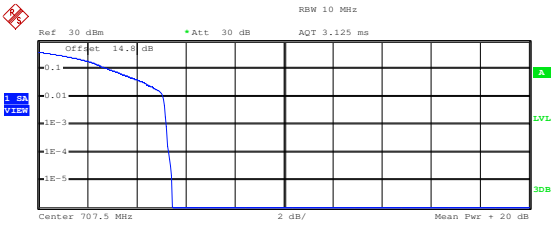

Complementary Cumulative Distribution Function (100000 samples)

Trace 1

Mean	24.05 dBm
Peak	29.52 dBm
Crest	5.46 dB
10 %	2.92 dB
1 %	5.08 dB
.1 %	5.24 dB
.01 %	5.32 dB

QPSK Middle channel-12 RB offset 0

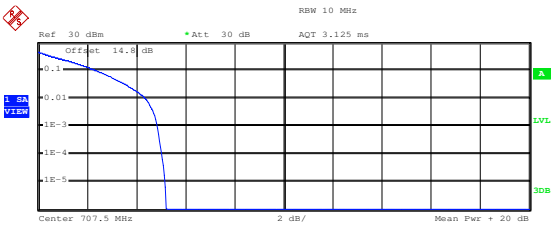

Complementary Cumulative Distribution Function (100000 samples)

Trace 1

Mean	24.02 dBm
Peak	29.24 dBm
Crest	5.21 dB
10 %	2.44 dB
1 %	4.36 dB
.1 %	4.88 dB
.01 %	5.04 dB

16QAM Middle channel-12 RB offset 0

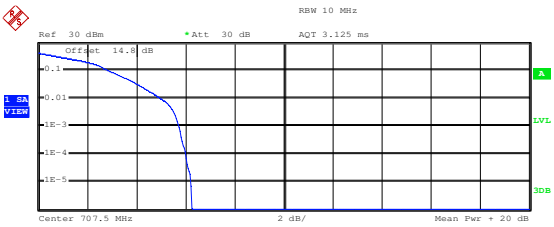

Complementary Cumulative Distribution Function (100000 samples)

Trace 1

Mean	23.05 dBm
Peak	29.31 dBm
Crest	6.25 dB
10 %	2.92 dB
1 %	5.00 dB
.1 %	5.76 dB
.01 %	6.00 dB

QPSK Middle channel-12 RB offset 7

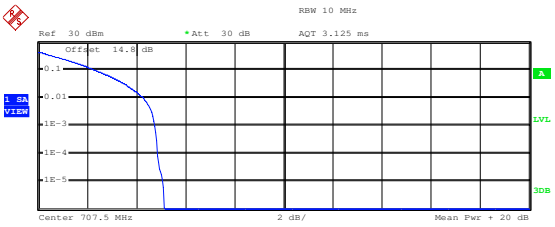

Complementary Cumulative Distribution Function (100000 samples)

Trace 1

Mean	23.94 dBm
Peak	29.09 dBm
Crest	5.15 dB
10 %	2.40 dB
1 %	4.28 dB
.1 %	4.76 dB
.01 %	4.88 dB

16QAM Middle channel-12 RB offset 7

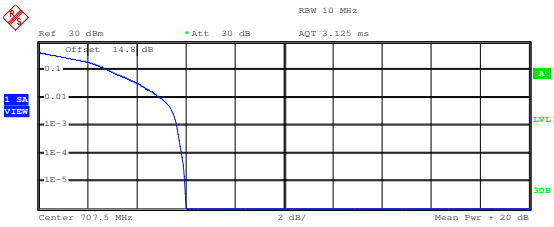

Complementary Cumulative Distribution Function (100000 samples)

Trace 1

Mean	22.95 dBm
Peak	28.95 dBm
Crest	6.00 dB
10 %	2.88 dB
1 %	5.00 dB
.1 %	5.64 dB
.01 %	5.84 dB

QPSK Middle channel-12 RB offset 13

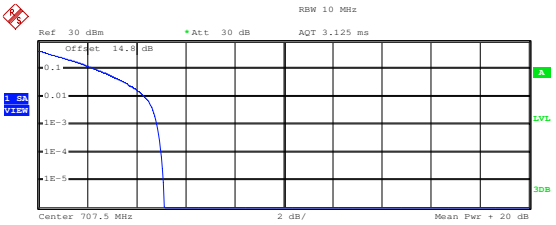

Complementary Cumulative Distribution Function (100000 samples)

Trace 1

Mean	23.96 dBm
Peak	29.09 dBm
Crest	5.13 dB
10 %	2.40 dB
1 %	4.36 dB
.1 %	4.84 dB
.01 %	5.04 dB

16QAM Middle channel-12 RB offset 13

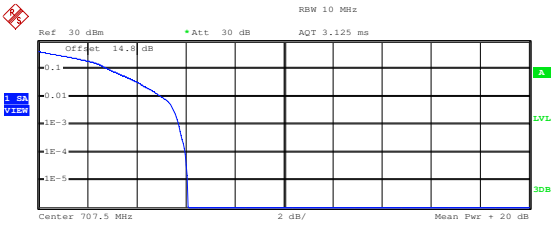

Complementary Cumulative Distribution Function (100000 samples)

Trace 1

Mean	23.00 dBm
Peak	29.09 dBm
Crest	6.09 dB
10 %	2.92 dB
1 %	5.04 dB
.1 %	5.72 dB
.01 %	6.00 dB

QPSK Middle channel-25 RB offset 0

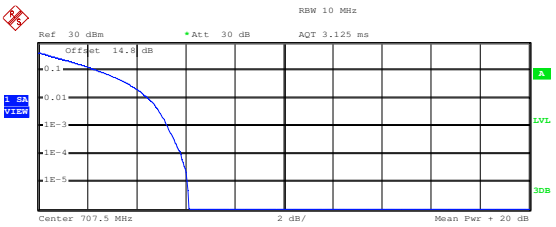

Complementary Cumulative Distribution Function (100000 samples)

Trace 1

Mean	24.01 dBm
Peak	30.15 dBm
Crest	6.14 dB
10 %	2.48 dB
1 %	4.48 dB
.1 %	5.28 dB
.01 %	5.84 dB

16QAM Middle channel-25 RB offset 0

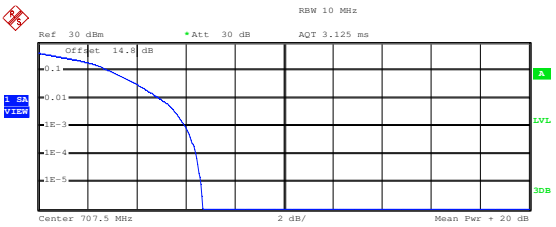

Complementary Cumulative Distribution Function (100000 samples)

Trace 1

Mean	23.11 dBm
Peak	29.80 dBm
Crest	6.69 dB
10 %	2.92 dB
1 %	4.96 dB
.1 %	6.00 dB
.01 %	6.44 dB

QPSK High channel-1 RB offset 0

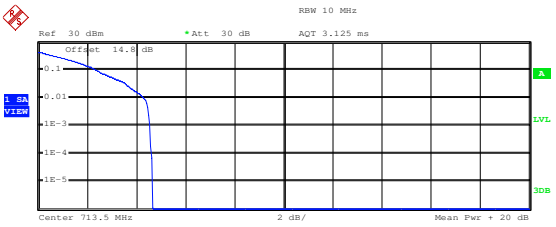

Complementary Cumulative Distribution Function (100000 samples)

Trace 1

Mean	25.14 dBm
Peak	29.80 dBm
Crest	4.66 dB
10 %	2.40 dB
1 %	4.32 dB
.1 %	4.56 dB
.01 %	4.64 dB

16QAM High channel-1 RB offset 0

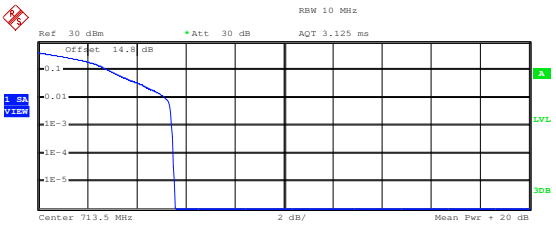

Complementary Cumulative Distribution Function (100000 samples)

Trace 1

Mean	24.30 dBm
Peak	29.87 dBm
Crest	5.57 dB
10 %	2.92 dB
1 %	5.20 dB
.1 %	5.44 dB
.01 %	5.52 dB

QPSK High channel-1 RB offset 12

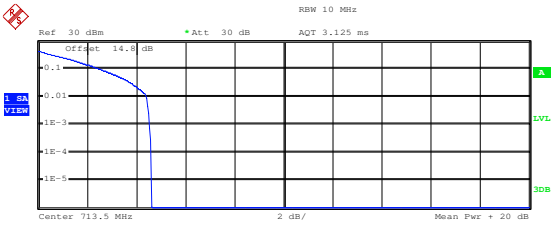

Complementary Cumulative Distribution Function (100000 samples)

Trace 1

Mean	25.04 dBm
Peak	29.66 dBm
Crest	4.62 dB
10 %	2.56 dB
1 %	4.44 dB
.1 %	4.56 dB
.01 %	4.64 dB

16QAM High channel-1 RB offset 12

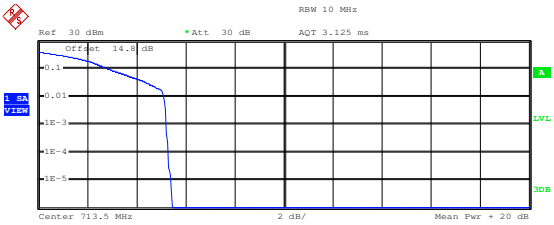

Complementary Cumulative Distribution Function (100000 samples)

Trace 1

Mean	24.22 dBm
Peak	29.66 dBm
Crest	5.44 dB
10 %	2.92 dB
1 %	5.12 dB
.1 %	5.24 dB
.01 %	5.32 dB

QPSK High channel-1 RB offset 24

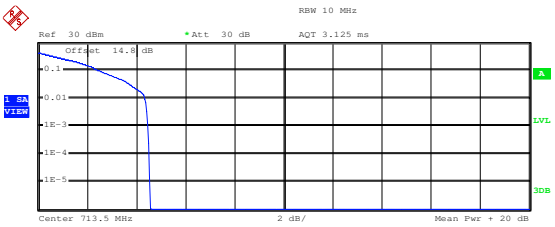

Complementary Cumulative Distribution Function (100000 samples)

Trace 1

Mean	25.00 dBm
Peak	29.59 dBm
Crest	4.59 dB
10 %	2.52 dB
1 %	4.36 dB
.1 %	4.48 dB
.01 %	4.56 dB

16QAM High channel-1 RB offset 24

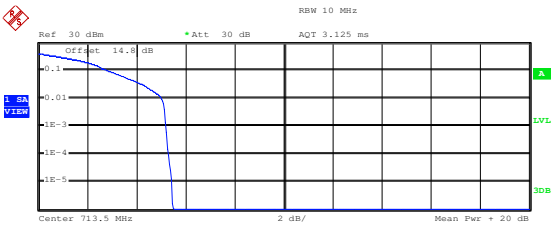

Complementary Cumulative Distribution Function (100000 samples)

Trace 1

Mean	24.25 dBm
Peak	29.73 dBm
Crest	5.48 dB
10 %	2.88 dB
1 %	5.04 dB
.1 %	5.20 dB
.01 %	5.32 dB

QPSK High channel-12 RB offset 0

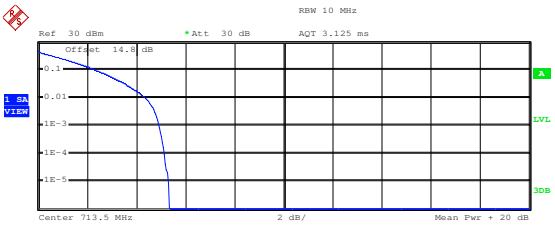

Complementary Cumulative Distribution Function (100000 samples)

Trace 1

Mean	24.04 dBm
Peak	29.38 dBm
Crest	5.34 dB
10 %	2.40 dB
1 %	4.40 dB
.1 %	4.96 dB
.01 %	5.16 dB

16QAM High channel-12 RB offset 0

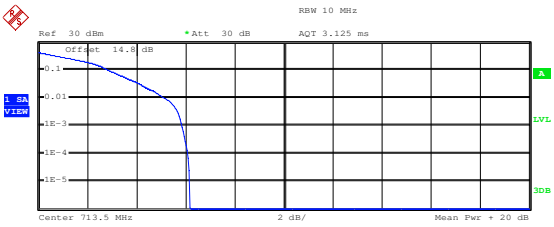

Complementary Cumulative Distribution Function (100000 samples)

Trace 1

Mean	23.00 dBm
Peak	29.17 dBm
Crest	6.17 dB
10 %	2.92 dB
1 %	5.16 dB
.1 %	5.88 dB
.01 %	6.12 dB

QPSK High channel-12 RB offset 7

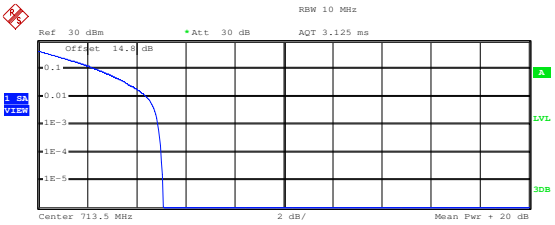

Complementary Cumulative Distribution Function (100000 samples)

Trace 1

Mean	23.93 dBm
Peak	29.02 dBm
Crest	5.09 dB
10 %	2.44 dB
1 %	4.40 dB
.1 %	4.88 dB
.01 %	5.04 dB

16QAM High channel-12 RB offset 7

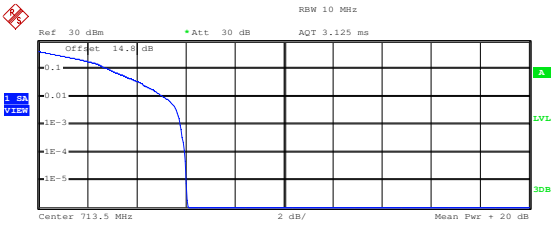

Complementary Cumulative Distribution Function (100000 samples)

Trace 1

Mean	23.01 dBm
Peak	29.09 dBm
Crest	6.08 dB
10 %	2.88 dB
1 %	5.12 dB
.1 %	5.80 dB
.01 %	5.96 dB

QPSK High channel-12 RB offset 13

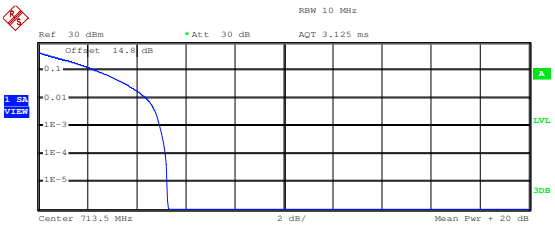

Complementary Cumulative Distribution Function (100000 samples)

Trace 1

Mean	23.96 dBm
Peak	29.24 dBm
Crest	5.27 dB
10 %	2.40 dB
1 %	4.40 dB
.1 %	4.96 dB
.01 %	5.20 dB

16QAM High channel-12 RB offset 13

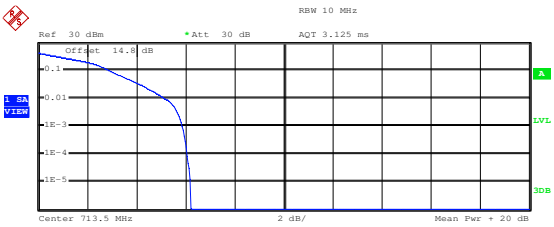

Complementary Cumulative Distribution Function (100000 samples)

Trace 1

Mean	22.95 dBm
Peak	29.17 dBm
Crest	6.22 dB
10 %	2.96 dB
1 %	5.16 dB
.1 %	5.88 dB
.01 %	6.08 dB

QPSK High channel-25 RB offset 0

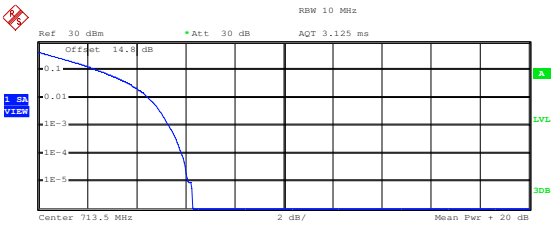

Complementary Cumulative Distribution Function (100000 samples)

Trace 1

Mean	24.06 dBm
Peak	30.36 dBm
Crest	6.31 dB
10 %	2.48 dB
1 %	4.52 dB
.1 %	5.32 dB
.01 %	5.84 dB

16QAM High channel-25 RB offset 0

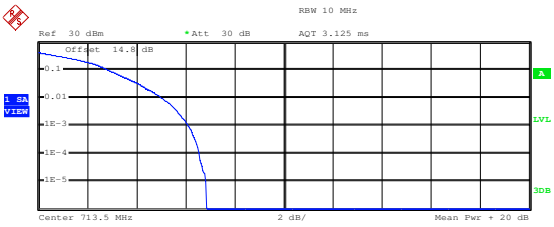

Complementary Cumulative Distribution Function (100000 samples)

Trace 1

Mean	23.15 dBm
Peak	30.01 dBm
Crest	6.86 dB
10 %	2.92 dB
1 %	5.04 dB
.1 %	6.12 dB
.01 %	6.56 dB

LTE FDD Band 12, Nominal Bandwidth: 10MHz

QPSK Low channel-1 RB offset 0

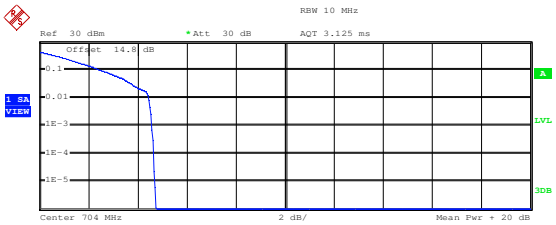

Complementary Cumulative Distribution Function (100000 samples)

	Trace 1
Mean	23.52 dBm
Peak	28.25 dBm
Crest	4.73 dB
10 %	2.56 dB
1 %	4.48 dB
.1 %	4.60 dB
.01 %	4.68 dB

16QAM Low channel-1 RB offset 0

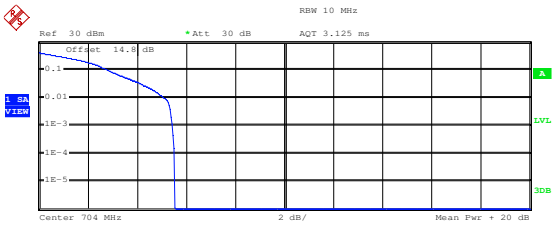

Complementary Cumulative Distribution Function (100000 samples)

	Trace 1
Mean	22.58 dBm
Peak	28.11 dBm
Crest	5.53 dB
10 %	2.84 dB
1 %	5.12 dB
.1 %	5.44 dB
.01 %	5.52 dB

QPSK Low channel-1 RB offset 25

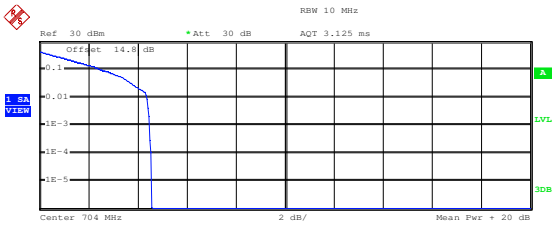

Complementary Cumulative Distribution Function (100000 samples)

	Trace 1
Mean	25.02 dBm
Peak	29.59 dBm
Crest	4.57 dB
10 %	2.60 dB
1 %	4.40 dB
.1 %	4.52 dB
.01 %	4.56 dB

16QAM Low channel-1 RB offset 25

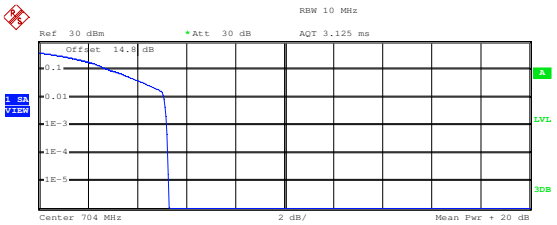

Complementary Cumulative Distribution Function (100000 samples)

	Trace 1
Mean	24.28 dBm
Peak	29.59 dBm
Crest	5.31 dB
10 %	2.92 dB
1 %	5.12 dB
.1 %	5.24 dB
.01 %	5.28 dB

QPSK Low channel-1 RB offset 49

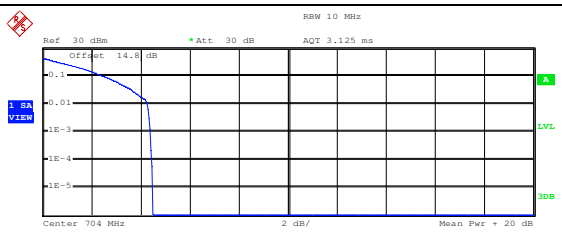

Complementary Cumulative Distribution Function (100000 samples)

	Trace 1
Mean	23.34 dBm
Peak	27.82 dBm
Crest	4.49 dB
10 %	2.56 dB
1 %	4.28 dB
.1 %	4.40 dB
.01 %	4.48 dB

16QAM Low channel-1 RB offset 49

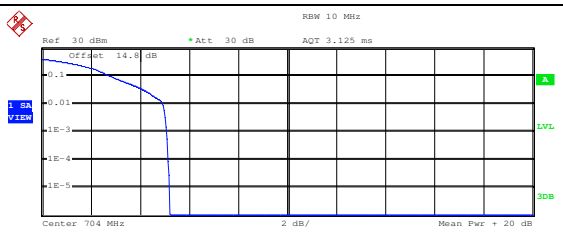

Complementary Cumulative Distribution Function (100000 samples)

	Trace 1
Mean	22.53 dBm
Peak	27.75 dBm
Crest	5.22 dB
10 %	2.84 dB
1 %	4.92 dB
.1 %	5.12 dB
.01 %	5.16 dB

QPSK Low channel-25 RB offset 0

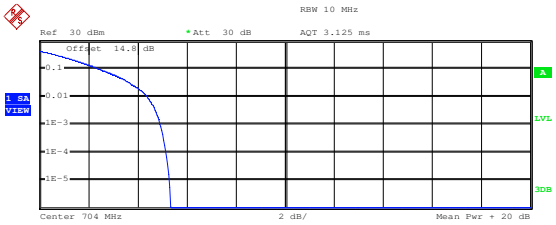

Complementary Cumulative Distribution Function (100000 samples)

Trace 1

Mean	23.82 dBm
Peak	29.17 dBm
Crest	5.35 dB
10 %	2.52 dB
1 %	4.40 dB
.1 %	4.92 dB
.01 %	5.16 dB

16QAM Low channel-25 RB offset 0

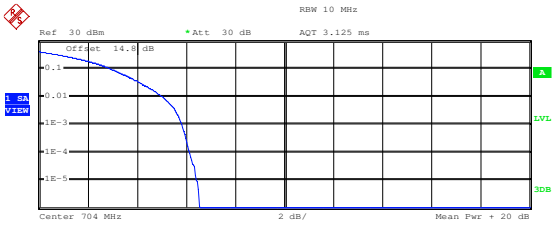

Complementary Cumulative Distribution Function (100000 samples)

Trace 1

Mean	22.91 dBm
Peak	29.45 dBm
Crest	6.54 dB
10 %	3.00 dB
1 %	5.04 dB
.1 %	5.84 dB
.01 %	6.16 dB

QPSK Low channel-25 RB offset 12

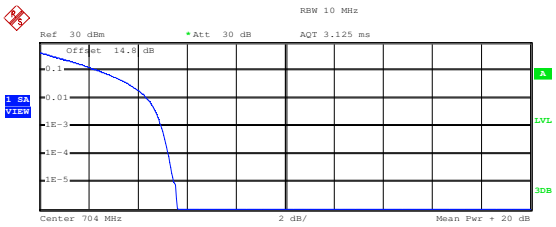

Complementary Cumulative Distribution Function (100000 samples)

Trace 1

Mean	23.84 dBm
Peak	29.45 dBm
Crest	5.61 dB
10 %	2.48 dB
1 %	4.40 dB
.1 %	4.96 dB
.01 %	5.28 dB

16QAM Low channel-25 RB offset 12

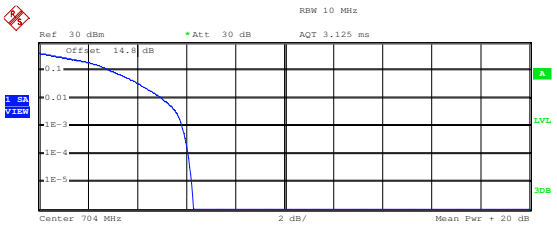

Complementary Cumulative Distribution Function (100000 samples)

Trace 1

Mean	23.01 dBm
Peak	29.31 dBm
Crest	6.29 dB
10 %	2.96 dB
1 %	5.04 dB
.1 %	5.84 dB
.01 %	6.08 dB

QPSK Low channel-25 RB offset25

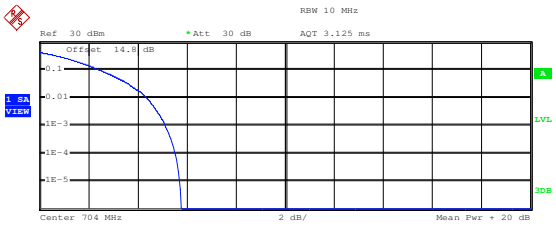

Complementary Cumulative Distribution Function (100000 samples)

Trace 1

Mean	23.66 dBm
Peak	29.45 dBm
Crest	5.79 dB
10 %	2.52 dB
1 %	4.36 dB
.1 %	5.16 dB
.01 %	5.56 dB

16QAM Low channel-25 RB offset25

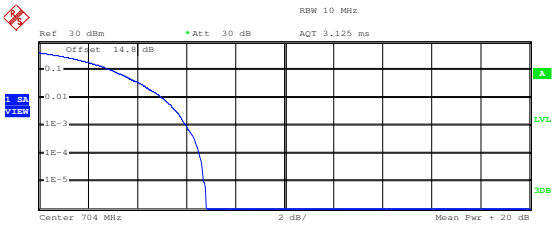

Complementary Cumulative Distribution Function (100000 samples)

Trace 1

Mean	22.76 dBm
Peak	29.59 dBm
Crest	6.83 dB
10 %	3.00 dB
1 %	5.04 dB
.1 %	6.00 dB
.01 %	6.56 dB

QPSK Low channel-50 RB offset 0

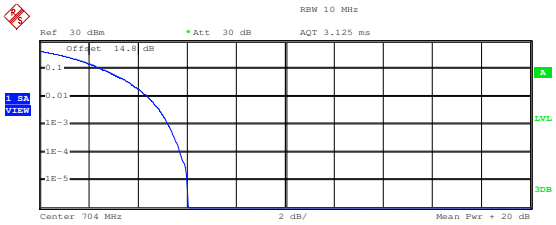

Complementary Cumulative Distribution Function (100000 samples)

Trace 1

Mean	23.75 dBm
Peak	29.80 dBm
Crest	6.05 dB
10 %	2.60 dB
1 %	4.40 dB
.1 %	5.24 dB
.01 %	5.76 dB

16QAM Low channel-50 RB offset 0

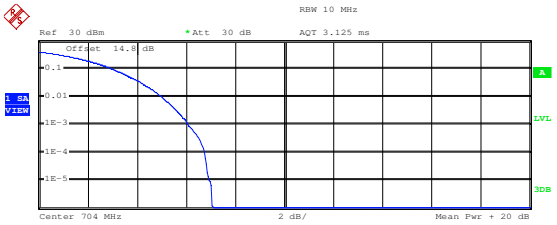

Complementary Cumulative Distribution Function (100000 samples)

Trace 1

Mean	22.87 dBm
Peak	29.94 dBm
Crest	7.07 dB
10 %	3.08 dB
1 %	5.04 dB
.1 %	6.08 dB
.01 %	6.76 dB

QPSK Middle channel-1 RB offset 0

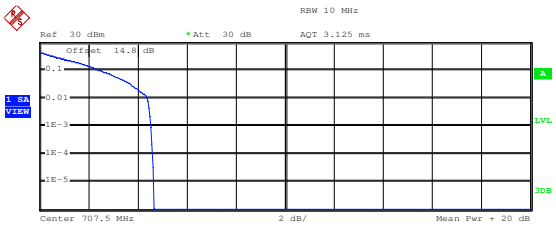

Complementary Cumulative Distribution Function (100000 samples)

Trace 1

Mean	23.54 dBm
Peak	28.18 dBm
Crest	4.64 dB
10 %	2.52 dB
1 %	4.40 dB
.1 %	4.56 dB
.01 %	4.64 dB

16QAM Middle channel-1 RB offset 0

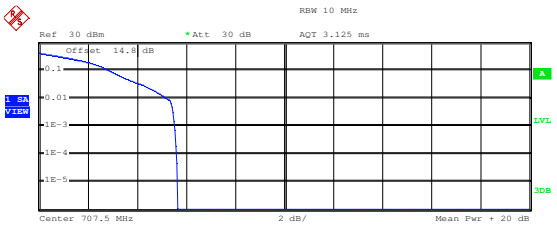

Complementary Cumulative Distribution Function (100000 samples)

Trace 1

Mean	22.25 dBm
Peak	27.90 dBm
Crest	5.64 dB
10 %	2.88 dB
1 %	5.24 dB
.1 %	5.56 dB
.01 %	5.64 dB

QPSK Middle channel-1 RB offset 25

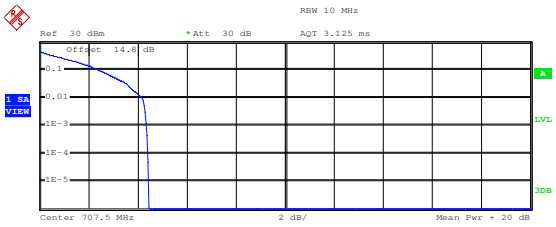

Complementary Cumulative Distribution Function (100000 samples)

Trace 1

Mean	25.15 dBm
Peak	29.59 dBm
Crest	4.44 dB
10 %	2.48 dB
1 %	4.20 dB
.1 %	4.36 dB
.01 %	4.44 dB

16QAM Middle channel-1 RB offset 25

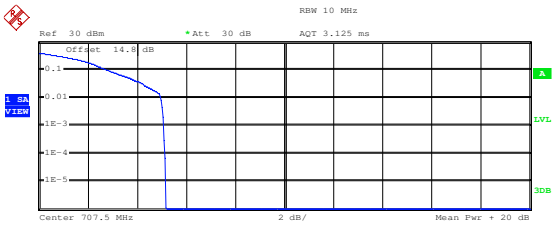

Complementary Cumulative Distribution Function (100000 samples)

Trace 1

Mean	24.12 dBm
Peak	29.31 dBm
Crest	5.18 dB
10 %	2.84 dB
1 %	4.96 dB
.1 %	5.12 dB
.01 %	5.16 dB

QPSK Middle channel-1 RB offset 49

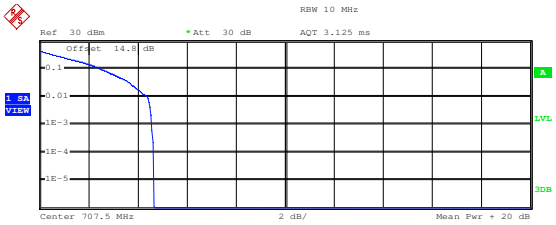

Complementary Cumulative Distribution Function (100000 samples)

	Trace 1
Mean	23.52 dBm
Peak	28.18 dBm
Crest	4.66 dB
10 %	2.56 dB
1 %	4.40 dB
.1 %	4.60 dB
.01 %	4.68 dB

16QAM Middle channel-1 RB offset 49

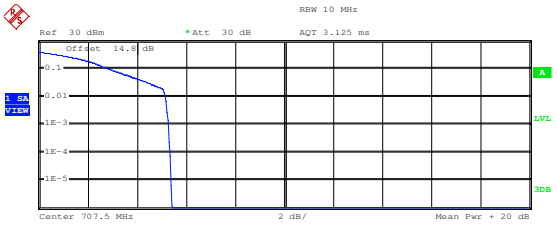

Complementary Cumulative Distribution Function (100000 samples)

	Trace 1
Mean	22.60 dBm
Peak	28.04 dBm
Crest	5.44 dB
10 %	2.96 dB
1 %	5.16 dB
.1 %	5.28 dB
.01 %	5.36 dB

QPSK Middle channel-25 RB offset 0

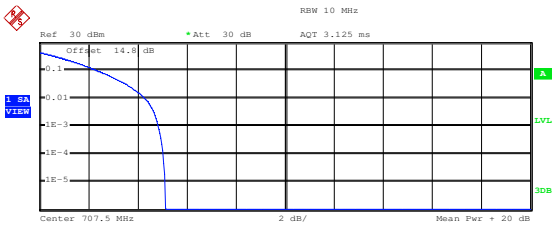

Complementary Cumulative Distribution Function (100000 samples)

	Trace 1
Mean	23.81 dBm
Peak	28.95 dBm
Crest	5.14 dB
10 %	2.40 dB
1 %	4.32 dB
.1 %	4.84 dB
.01 %	5.04 dB

16QAM Middle channel-25 RB offset 0

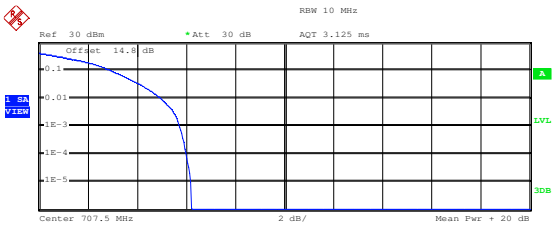

Complementary Cumulative Distribution Function (100000 samples)

	Trace 1
Mean	22.73 dBm
Peak	28.95 dBm
Crest	6.22 dB
10 %	3.00 dB
1 %	5.00 dB
.1 %	5.76 dB
.01 %	6.00 dB

QPSK Middle channel-25 RB offset 12

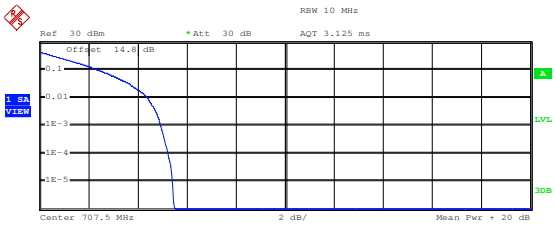

Complementary Cumulative Distribution Function (100000 samples)

	Trace 1
Mean	23.82 dBm
Peak	29.31 dBm
Crest	5.48 dB
10 %	2.48 dB
1 %	4.40 dB
.1 %	4.96 dB
.01 %	5.24 dB

16QAM Middle channel-25 RB offset 12

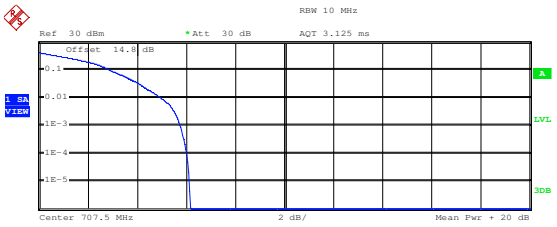

Complementary Cumulative Distribution Function (100000 samples)

	Trace 1
Mean	22.94 dBm
Peak	29.09 dBm
Crest	6.16 dB
10 %	2.96 dB
1 %	5.00 dB
.1 %	5.76 dB
.01 %	6.04 dB

QPSK Middle channel-25 RB offset 25

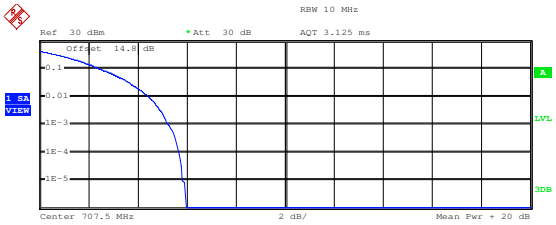

Complementary Cumulative Distribution Function (100000 samples)

	Trace 1
Mean	23.55 dBm
Peak	29.52 dBm
Crest	5.97 dB
10 %	2.56 dB
1 %	4.44 dB
.1 %	5.28 dB
.01 %	5.72 dB

16QAM Middle channel-25 RB offset 25

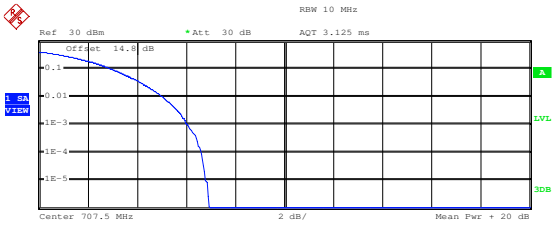

Complementary Cumulative Distribution Function (100000 samples)

	Trace 1
Mean	22.66 dBm
Peak	29.59 dBm
Crest	6.93 dB
10 %	3.04 dB
1 %	5.04 dB
.1 %	6.08 dB
.01 %	6.64 dB

QPSK Middle channel-50 RB offset 0

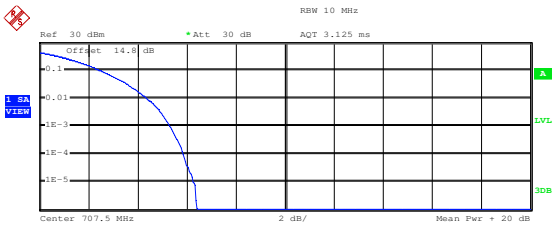

Complementary Cumulative Distribution Function (100000 samples)

	Trace 1
Mean	23.75 dBm
Peak	30.15 dBm
Crest	6.40 dB
10 %	2.52 dB
1 %	4.40 dB
.1 %	5.32 dB
.01 %	5.88 dB

16QAM Middle channel-50 RB offset 0

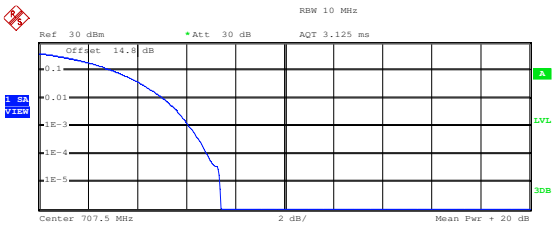

Complementary Cumulative Distribution Function (100000 samples)

	Trace 1
Mean	22.68 dBm
Peak	30.08 dBm
Crest	7.41 dB
10 %	3.08 dB
1 %	5.08 dB
.1 %	6.12 dB
.01 %	6.84 dB

QPSK High channel-1 RB offset 0

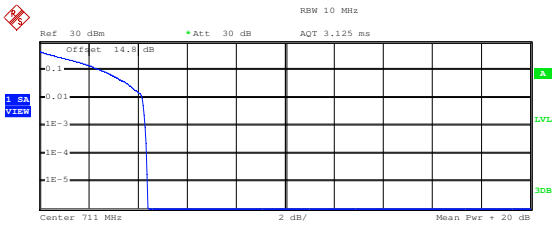

Complementary Cumulative Distribution Function (100000 samples)

	Trace 1
Mean	23.50 dBm
Peak	27.90 dBm
Crest	4.39 dB
10 %	2.56 dB
1 %	4.20 dB
.1 %	4.32 dB
.01 %	4.40 dB

16QAM High channel-1 RB offset 0

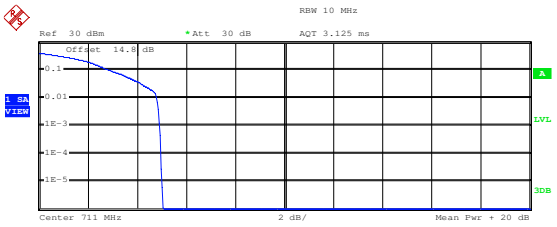

Complementary Cumulative Distribution Function (100000 samples)

	Trace 1
Mean	22.93 dBm
Peak	27.97 dBm
Crest	5.04 dB
10 %	2.92 dB
1 %	4.80 dB
.1 %	4.92 dB
.01 %	5.00 dB

QPSK High channel-1 RB offset 25

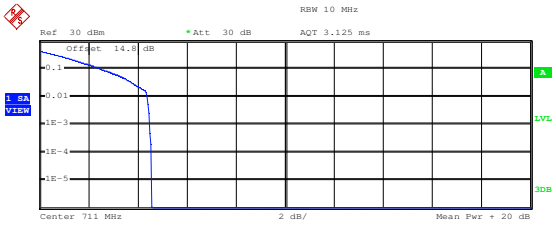

Complementary Cumulative Distribution Function (100000 samples)

Trace 1

Mean	25.15 dBm
Peak	29.73 dBm
Crest	4.58 dB
10 %	2.56 dB
1 %	4.40 dB
.1 %	4.52 dB
.01 %	4.56 dB

16QAM High channel-1 RB offset 25

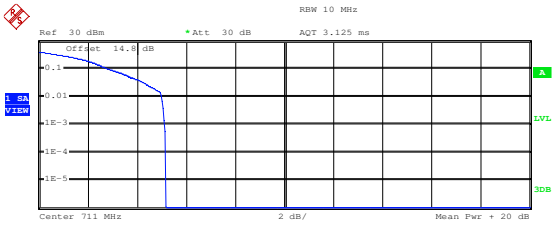

Complementary Cumulative Distribution Function (100000 samples)

Trace 1

Mean	24.13 dBm
Peak	29.31 dBm
Crest	5.18 dB
10 %	2.92 dB
1 %	5.00 dB
.1 %	5.12 dB
.01 %	5.20 dB

QPSK High channel-1 RB offset 49

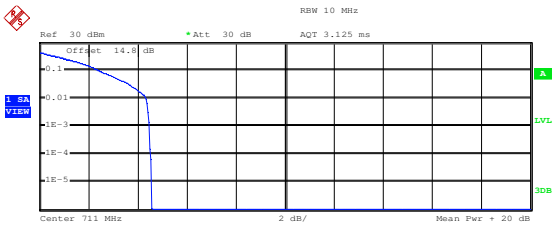

Complementary Cumulative Distribution Function (100000 samples)

Trace 1

Mean	23.60 dBm
Peak	28.18 dBm
Crest	4.58 dB
10 %	2.48 dB
1 %	4.36 dB
.1 %	4.48 dB
.01 %	4.56 dB

16QAM High channel-1 RB offset 49

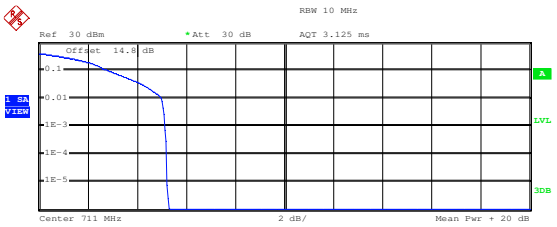

Complementary Cumulative Distribution Function (100000 samples)

Trace 1

Mean	22.89 dBm
Peak	28.18 dBm
Crest	5.29 dB
10 %	2.88 dB
1 %	5.00 dB
.1 %	5.16 dB
.01 %	5.24 dB

QPSK High channel-25 RB offset 0

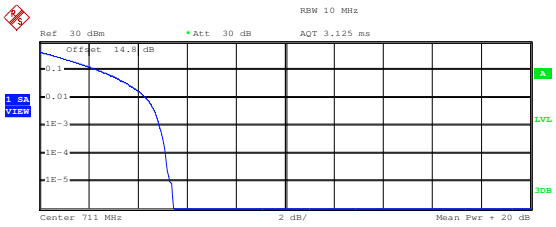

Complementary Cumulative Distribution Function (100000 samples)

Trace 1

Mean	23.72 dBm
Peak	29.17 dBm
Crest	5.45 dB
10 %	2.44 dB
1 %	4.32 dB
.1 %	4.88 dB
.01 %	5.16 dB

16QAM High channel-25 RB offset 0

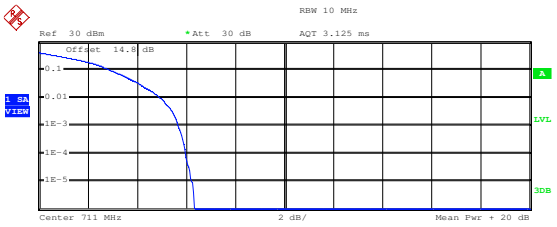

Complementary Cumulative Distribution Function (100000 samples)

Trace 1

Mean	22.76 dBm
Peak	29.09 dBm
Crest	6.34 dB
10 %	2.96 dB
1 %	4.96 dB
.1 %	5.68 dB
.01 %	6.00 dB

QPSK High channel-25 RB offset 12

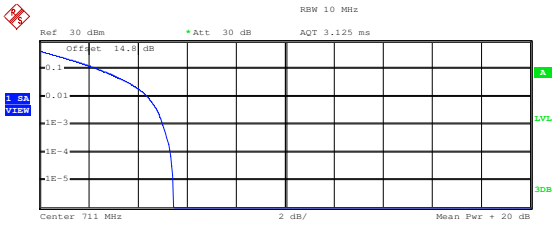

Complementary Cumulative Distribution Function (100000 samples)

Trace 1

Mean	23.84 dBm
Peak	29.31 dBm
Crest	5.46 dB
10 %	2.44 dB
1 %	4.40 dB
.1 %	5.04 dB
.01 %	5.32 dB

16QAM High channel-25 RB offset 12

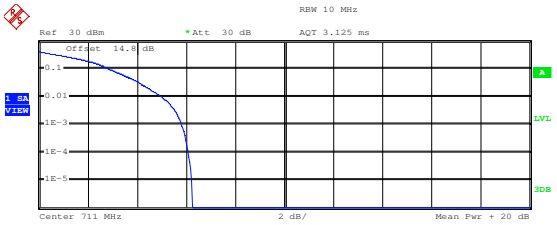

Complementary Cumulative Distribution Function (100000 samples)

Trace 1

Mean	22.92 dBm
Peak	29.17 dBm
Crest	6.25 dB
10 %	2.92 dB
1 %	5.04 dB
.1 %	5.84 dB
.01 %	6.08 dB

QPSK High channel-25 RB offset 25

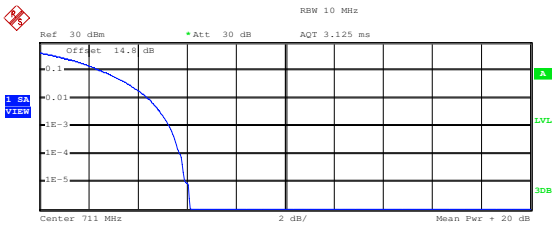

Complementary Cumulative Distribution Function (100000 samples)

Trace 1

Mean	23.75 dBm
Peak	29.87 dBm
Crest	6.13 dB
10 %	2.56 dB
1 %	4.44 dB
.1 %	5.32 dB
.01 %	5.76 dB

16QAM High channel-25 RB offset 25

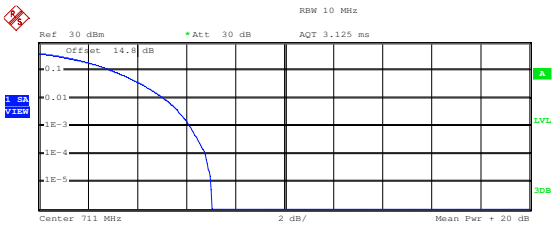

Complementary Cumulative Distribution Function (100000 samples)

Trace 1

Mean	22.76 dBm
Peak	29.80 dBm
Crest	7.05 dB
10 %	3.04 dB
1 %	5.12 dB
.1 %	6.16 dB
.01 %	6.80 dB

QPSK High channel-50 RB offset 0

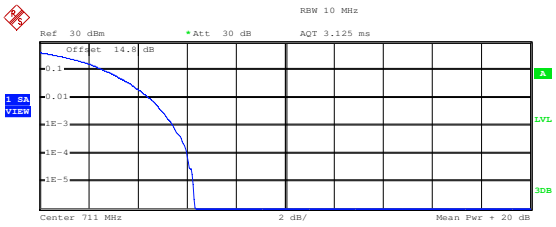

Complementary Cumulative Distribution Function (100000 samples)

Trace 1

Mean	23.76 dBm
Peak	30.08 dBm
Crest	6.32 dB
10 %	2.68 dB
1 %	4.48 dB
.1 %	5.44 dB
.01 %	6.00 dB

16QAM High channel-50 RB offset 0

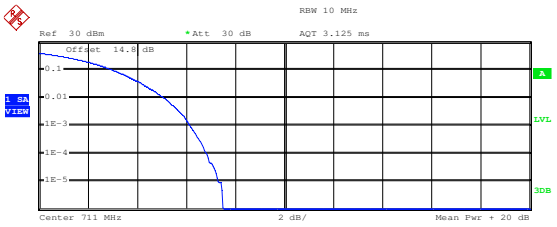

Complementary Cumulative Distribution Function (100000 samples)

Trace 1

Mean	22.79 dBm
Peak	30.29 dBm
Crest	7.50 dB
10 %	3.08 dB
1 %	5.12 dB
.1 %	6.20 dB
.01 %	6.84 dB