LTE FDD Band 17, Nominal Bandwidth: 5.0MHz						
Modulation	Channel	RB Configuration		Test result (dB)	Limit (dB)	Verdict
		Size	Offset			
QPSK	LCH	1	0	4.44	13	Pass
		1	12	4.24	13	Pass
		1	24	4.4	13	Pass
		12	0	4.84	13	Pass
		12	7	4.76	13	Pass
		12	13	4.8	13	Pass
		25	0	5.24	13	Pass
	MCH	1	0	4.32	13	Pass
		1	12	4.4	13	Pass
		1	24	4.56	13	Pass
		12	0	4.84	13	Pass
		12	7	4.8	13	Pass
		12	13	4.92	13	Pass
		25	0	5.32	13	Pass
	HCH	1	0	4.56	13	Pass
		1	12	4.52	13	Pass
		1	24	4.44	13	Pass
		12	0	4.92	13	Pass
		12	7	4.8	13	Pass
		12	13	4.92	13	Pass
		25	0	5.36	13	Pass
16QAM	LCH	1	0	5.24	13	Pass
		1	12	5	13	Pass
		1	24	5	13	Pass
		12	0	5.76	13	Pass
		12	7	5.64	13	Pass
		12	13	5.68	13	Pass
		25	0	5.96	13	Pass
	MCH	1	0	5.28	13	Pass
		1	12	5.08	13	Pass
		1	24	5.28	13	Pass
		12	0	5.72	13	Pass
		12	7	5.68	13	Pass
		12	13	5.84	13	Pass
		25	0	6.04	13	Pass
	HCH	1	0	5.24	13	Pass
		1	12	5.12	13	Pass
		1	24	5.2	13	Pass
		12	0	5.8	13	Pass
		12	7	5.76	13	Pass
		12	13	5.84	13	Pass
		25	0	6.04	13	Pass

LTE FDD Band 17, Nominal Bandwidth: 10.0MHz						
Modulation	Channel	RB Configuration		Test result (dB)	Limit (dB)	Verdict
		Size	Offset			
QPSK	LCH	1	0	4.32	13	Pass
		1	25	4.28	13	Pass
		1	49	4.44	13	Pass
		25	0	4.8	13	Pass
		25	12	4.92	13	Pass
		25	25	5.36	13	Pass
		50	0	5.4	13	Pass
	MCH	1	0	4.36	13	Pass
		1	25	4.44	13	Pass
		1	49	4.44	13	Pass
		25	0	4.88	13	Pass
		25	12	5.04	13	Pass
		25	25	5.36	13	Pass
		50	0	5.44	13	Pass
	HCH	1	0	4.36	13	Pass
		1	25	4.52	13	Pass
		1	49	4.36	13	Pass
		25	0	4.88	13	Pass
		25	12	5	13	Pass
		25	25	5.4	13	Pass
		50	0	5.44	13	Pass
16QAM	LCH	1	0	5.2	13	Pass
		1	25	5.08	13	Pass
		1	49	5.48	13	Pass
		25	0	5.72	13	Pass
		25	12	5.8	13	Pass
		25	25	6.08	13	Pass
		50	0	6.24	13	Pass
	MCH	1	0	5.28	13	Pass
		1	25	5.08	13	Pass
		1	49	5.2	13	Pass
		25	0	5.64	13	Pass
		25	12	5.8	13	Pass
		25	25	6.04	13	Pass
		50	0	6.28	13	Pass
	HCH	1	0	5.04	13	Pass
		1	25	5.08	13	Pass
		1	49	5.12	13	Pass
		25	0	5.64	13	Pass
		25	12	5.84	13	Pass
		25	25	6.08	13	Pass
		50	0	6.16	13	Pass

LTE FDD Band 17, Nominal Bandwidth: 5MHz

QPSK Low channel-1 RB offset 0

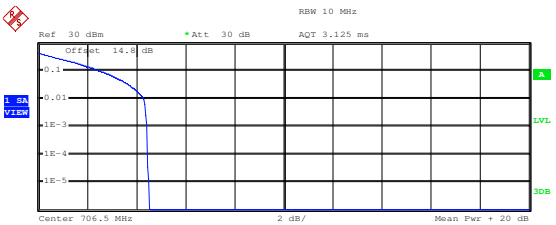

Complementary Cumulative Distribution Function (100000 samples)

Trace 1

Mean	25.48 dBm
Peak	30.01 dBm
Crest	4.53 dB
10 %	2.60 dB
1 %	4.32 dB
.1 %	4.44 dB
.01 %	4.48 dB

16QAM Low channel-1 RB offset 0

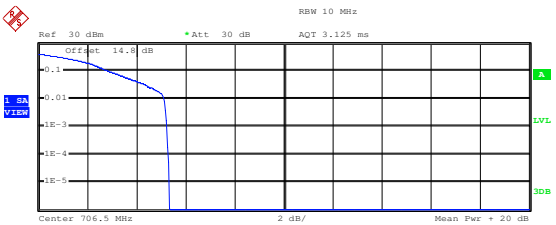

Complementary Cumulative Distribution Function (100000 samples)

Trace 1

Mean	24.39 dBm
Peak	29.73 dBm
Crest	5.34 dB
10 %	2.92 dB
1 %	5.12 dB
.1 %	5.24 dB
.01 %	5.32 dB

QPSK Low channel-1 RB offset 12

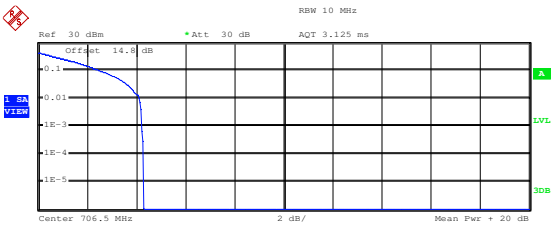

Complementary Cumulative Distribution Function (100000 samples)

Trace 1

Mean	25.64 dBm
Peak	29.94 dBm
Crest	4.30 dB
10 %	2.56 dB
1 %	4.12 dB
.1 %	4.24 dB
.01 %	4.32 dB

16QAM Low channel-1 RB offset 12

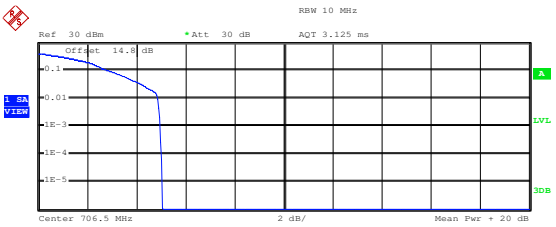

Complementary Cumulative Distribution Function (100000 samples)

Trace 1

Mean	24.60 dBm
Peak	29.66 dBm
Crest	5.06 dB
10 %	2.92 dB
1 %	4.88 dB
.1 %	5.00 dB
.01 %	5.04 dB

QPSK Low channel-1 RB offset 24

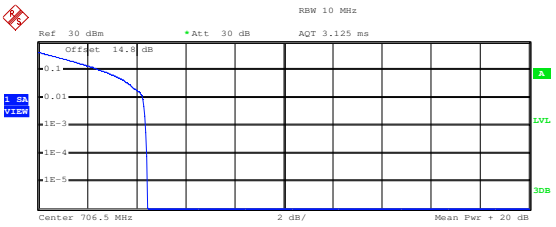

Complementary Cumulative Distribution Function (100000 samples)

Trace 1

Mean	25.05 dBm
Peak	29.52 dBm
Crest	4.47 dB
10 %	2.60 dB
1 %	4.28 dB
.1 %	4.40 dB
.01 %	4.44 dB

16QAM Low channel-1 RB offset 24

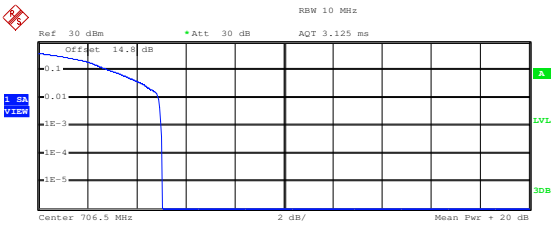

Complementary Cumulative Distribution Function (100000 samples)

Trace 1

Mean	24.33 dBm
Peak	29.38 dBm
Crest	5.04 dB
10 %	2.96 dB
1 %	4.92 dB
.1 %	5.00 dB
.01 %	5.08 dB

QPSK Low channel-12 RB offset 0

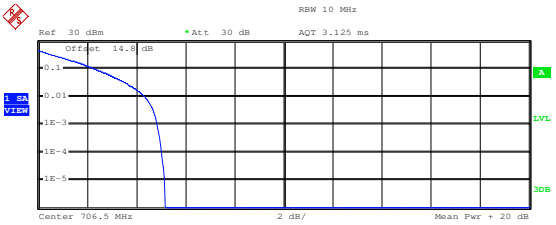

Complementary Cumulative Distribution Function (100000 samples)

Trace 1

Mean	24.25 dBm
Peak	29.45 dBm
Crest	5.19 dB
10 %	2.40 dB
1 %	4.36 dB
.1 %	4.84 dB
.01 %	5.04 dB

16QAM Low channel-12 RB offset 0

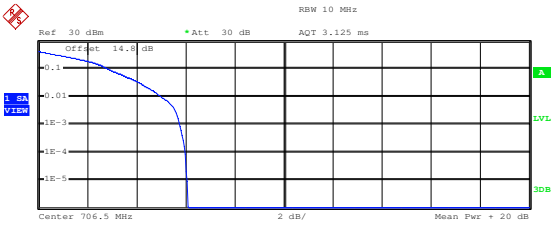

Complementary Cumulative Distribution Function (100000 samples)

Trace 1

Mean	23.14 dBm
Peak	29.24 dBm
Crest	6.10 dB
10 %	2.88 dB
1 %	5.04 dB
.1 %	5.76 dB
.01 %	6.00 dB

QPSK Low channel-12 RB offset 7

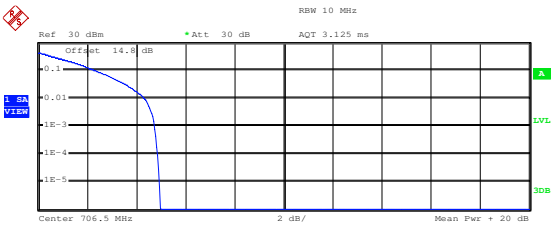

Complementary Cumulative Distribution Function (100000 samples)

Trace 1

Mean	24.20 dBm
Peak	29.17 dBm
Crest	4.96 dB
10 %	2.40 dB
1 %	4.32 dB
.1 %	4.76 dB
.01 %	4.88 dB

16QAM Low channel-12 RB offset 7

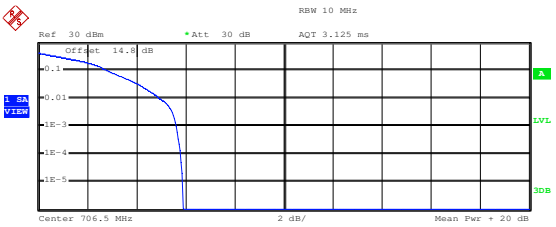

Complementary Cumulative Distribution Function (100000 samples)

Trace 1

Mean	23.12 dBm
Peak	29.02 dBm
Crest	5.90 dB
10 %	2.88 dB
1 %	4.96 dB
.1 %	5.64 dB
.01 %	5.80 dB

QPSK Low channel-12 RB offset 13

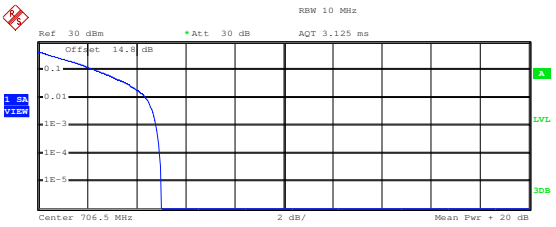

Complementary Cumulative Distribution Function (100000 samples)

Trace 1

Mean	24.14 dBm
Peak	29.17 dBm
Crest	5.02 dB
10 %	2.40 dB
1 %	4.40 dB
.1 %	4.80 dB
.01 %	4.96 dB

16QAM Low channel-12 RB offset 13

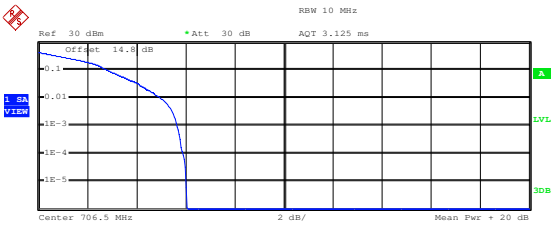

Complementary Cumulative Distribution Function (100000 samples)

Trace 1

Mean	23.06 dBm
Peak	29.09 dBm
Crest	6.04 dB
10 %	2.88 dB
1 %	5.00 dB
.1 %	5.68 dB
.01 %	5.92 dB

QPSK Low channel-25 RB offset 0

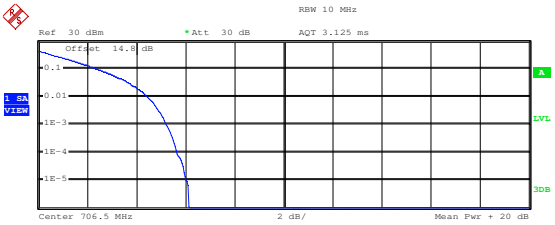

Complementary Cumulative Distribution Function (100000 samples)

Trace 1

Mean	24.21 dBm
Peak	30.36 dBm
Crest	6.15 dB
10 %	2.48 dB
1 %	4.48 dB
.1 %	5.24 dB
.01 %	5.68 dB

16QAM Low channel-25 RB offset 0

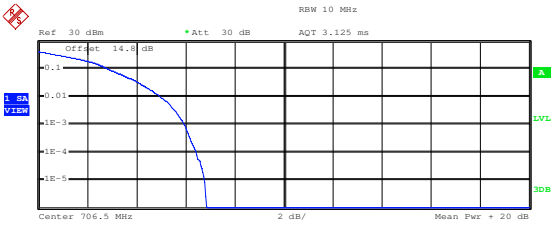

Complementary Cumulative Distribution Function (100000 samples)

Trace 1

Mean	23.24 dBm
Peak	30.08 dBm
Crest	6.85 dB
10 %	2.92 dB
1 %	5.00 dB
.1 %	5.96 dB
.01 %	6.44 dB

QPSK Middle channel-1 RB offset 0

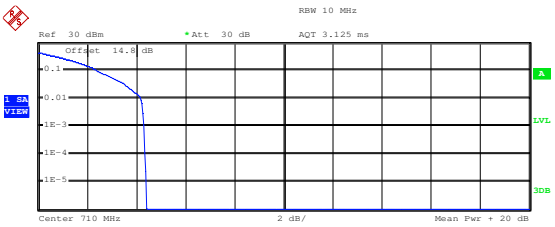

Complementary Cumulative Distribution Function (100000 samples)

Trace 1

Mean	25.45 dBm
Peak	29.87 dBm
Crest	4.42 dB
10 %	2.44 dB
1 %	4.20 dB
.1 %	4.32 dB
.01 %	4.36 dB

16QAM Middle channel-1 RB offset 0

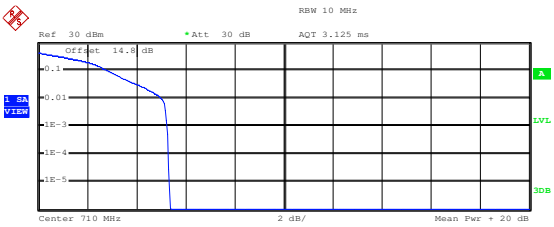

Complementary Cumulative Distribution Function (100000 samples)

Trace 1

Mean	24.37 dBm
Peak	29.73 dBm
Crest	5.36 dB
10 %	2.84 dB
1 %	5.04 dB
.1 %	5.28 dB
.01 %	5.32 dB

QPSK Middle channel-1 RB offset 12

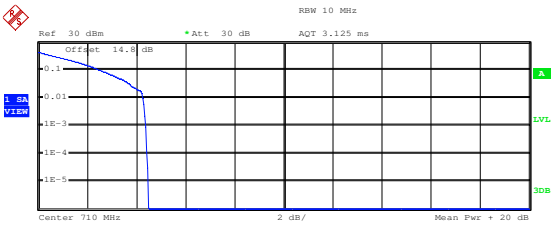

Complementary Cumulative Distribution Function (100000 samples)

Trace 1

Mean	25.53 dBm
Peak	30.01 dBm
Crest	4.49 dB
10 %	2.60 dB
1 %	4.28 dB
.1 %	4.40 dB
.01 %	4.44 dB

16QAM Middle channel-1 RB offset 12

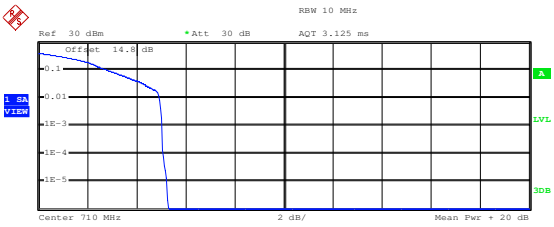

Complementary Cumulative Distribution Function (100000 samples)

Trace 1

Mean	24.59 dBm
Peak	29.87 dBm
Crest	5.28 dB
10 %	2.88 dB
1 %	4.96 dB
.1 %	5.08 dB
.01 %	5.12 dB

QPSK Middle channel-1 RB offset 24

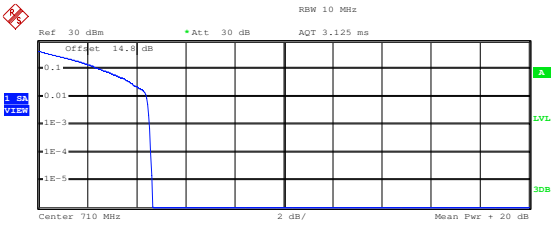

Complementary Cumulative Distribution Function (100000 samples)

Trace 1

Mean	25.42 dBm
Peak	30.08 dBm
Crest	4.67 dB
10 %	2.60 dB
1 %	4.44 dB
.1 %	4.56 dB
.01 %	4.60 dB

16QAM Middle channel-1 RB offset 24

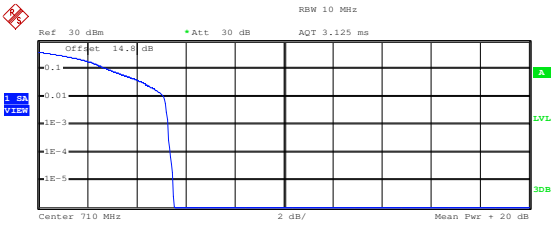

Complementary Cumulative Distribution Function (100000 samples)

Trace 1

Mean	24.50 dBm
Peak	30.01 dBm
Crest	5.52 dB
10 %	2.88 dB
1 %	5.12 dB
.1 %	5.28 dB
.01 %	5.40 dB

QPSK Middle channel-12 RB offset 0

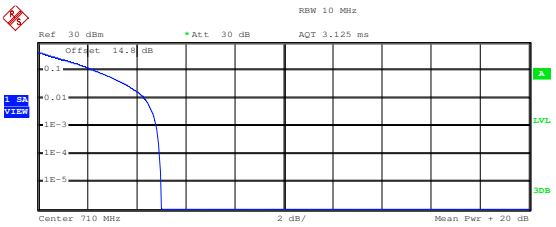

Complementary Cumulative Distribution Function (100000 samples)

Trace 1

Mean	24.42 dBm
Peak	29.45 dBm
Crest	5.03 dB
10 %	2.36 dB
1 %	4.36 dB
.1 %	4.84 dB
.01 %	4.96 dB

16QAM Middle channel-12 RB offset 0

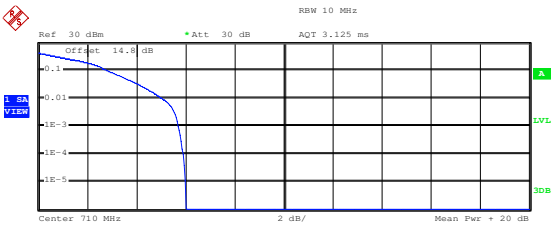

Complementary Cumulative Distribution Function (100000 samples)

Trace 1

Mean	23.37 dBm
Peak	29.38 dBm
Crest	6.00 dB
10 %	2.88 dB
1 %	5.08 dB
.1 %	5.72 dB
.01 %	5.92 dB

QPSK Middle channel-12 RB offset 7

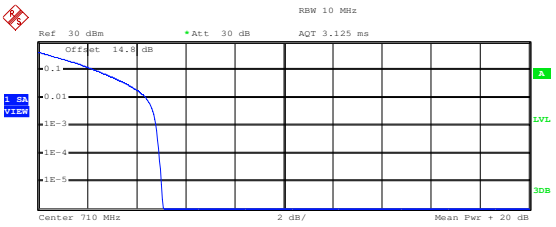

Complementary Cumulative Distribution Function (100000 samples)

Trace 1

Mean	24.29 dBm
Peak	29.38 dBm
Crest	5.09 dB
10 %	2.40 dB
1 %	4.40 dB
.1 %	4.80 dB
.01 %	4.96 dB

16QAM Middle channel-12 RB offset 7

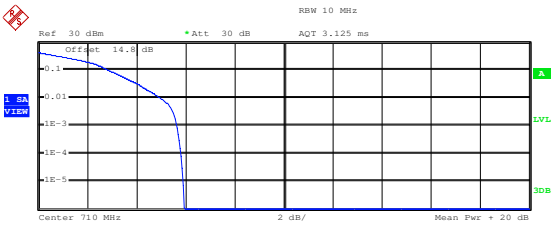

Complementary Cumulative Distribution Function (100000 samples)

Trace 1

Mean	23.24 dBm
Peak	29.17 dBm
Crest	5.92 dB
10 %	2.92 dB
1 %	5.00 dB
.1 %	5.68 dB
.01 %	5.84 dB

QPSK Middle channel-12 RB offset 13

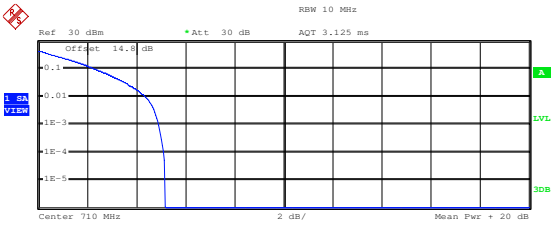

Complementary Cumulative Distribution Function (100000 samples)

Trace 1

Mean	24.12 dBm
Peak	29.31 dBm
Crest	5.18 dB
10 %	2.40 dB
1 %	4.40 dB
.1 %	4.92 dB
.01 %	5.12 dB

16QAM Middle channel-12 RB offset 13

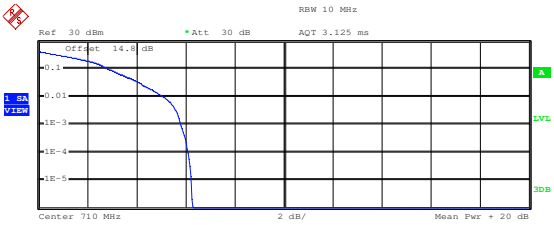

Complementary Cumulative Distribution Function (100000 samples)

Trace 1

Mean	23.10 dBm
Peak	29.38 dBm
Crest	6.27 dB
10 %	2.92 dB
1 %	5.12 dB
.1 %	5.84 dB
.01 %	6.12 dB

QPSK Middle channel-25 RB offset 0

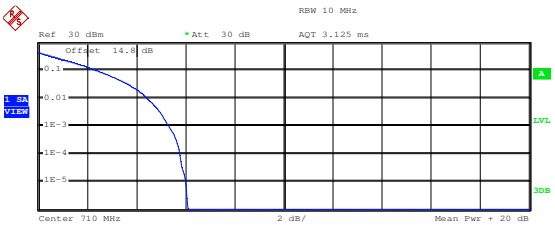

Complementary Cumulative Distribution Function (100000 samples)

Trace 1

Mean	24.14 dBm
Peak	30.22 dBm
Crest	6.09 dB
10 %	2.44 dB
1 %	4.48 dB
.1 %	5.32 dB
.01 %	5.80 dB

16QAM Middle channel-25 RB offset 0

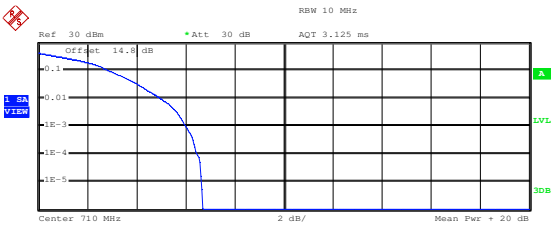

Complementary Cumulative Distribution Function (100000 samples)

Trace 1

Mean	23.17 dBm
Peak	29.87 dBm
Crest	6.70 dB
10 %	2.92 dB
1 %	5.00 dB
.1 %	6.04 dB
.01 %	6.48 dB

QPSK High channel-1 RB offset 0

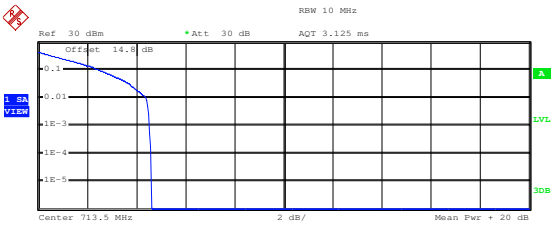

Complementary Cumulative Distribution Function (100000 samples)

Trace 1

Mean	25.47 dBm
Peak	30.08 dBm
Crest	4.61 dB
10 %	2.56 dB
1 %	4.40 dB
.1 %	4.56 dB
.01 %	4.60 dB

16QAM High channel-1 RB offset 0

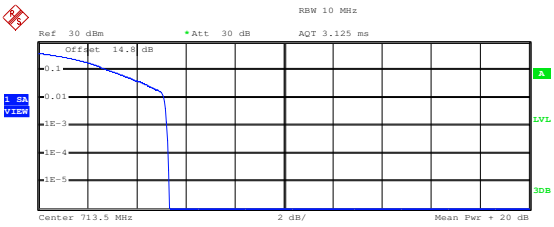

Complementary Cumulative Distribution Function (100000 samples)

Trace 1

Mean	24.56 dBm
Peak	29.87 dBm
Crest	5.31 dB
10 %	2.92 dB
1 %	5.12 dB
.1 %	5.24 dB
.01 %	5.32 dB

QPSK High channel-1 RB offset 12

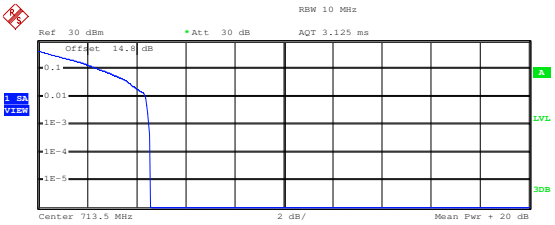

Complementary Cumulative Distribution Function (100000 samples)

Trace 1

Mean	25.43 dBm
Peak	30.01 dBm
Crest	4.59 dB
10 %	2.52 dB
1 %	4.36 dB
.1 %	4.52 dB
.01 %	4.60 dB

16QAM High channel-1 RB offset 12

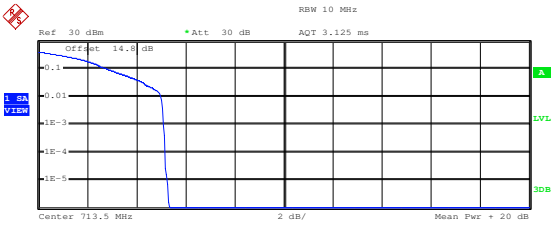

Complementary Cumulative Distribution Function (100000 samples)

Trace 1

Mean	24.69 dBm
Peak	30.01 dBm
Crest	5.32 dB
10 %	2.88 dB
1 %	5.00 dB
.1 %	5.12 dB
.01 %	5.20 dB

QPSK High channel-1 RB offset 24

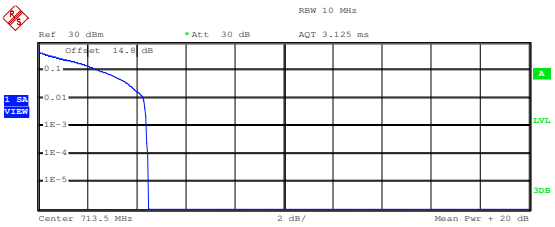

Complementary Cumulative Distribution Function (100000 samples)

Trace 1

Mean	25.30 dBm
Peak	29.80 dBm
Crest	4.50 dB
10 %	2.56 dB
1 %	4.28 dB
.1 %	4.44 dB
.01 %	4.48 dB

16QAM High channel-1 RB offset 24

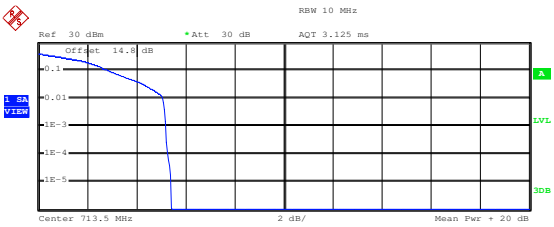

Complementary Cumulative Distribution Function (100000 samples)

Trace 1

Mean	24.24 dBm
Peak	29.66 dBm
Crest	5.42 dB
10 %	2.92 dB
1 %	5.08 dB
.1 %	5.20 dB
.01 %	5.28 dB

QPSK High channel-12 RB offset 0

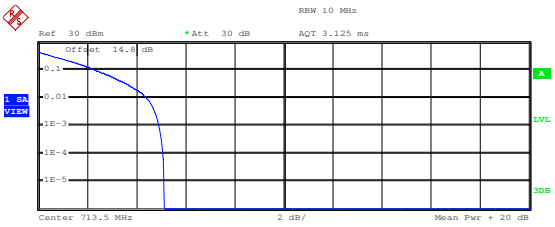

Complementary Cumulative Distribution Function (100000 samples)

Trace 1

Mean	24.45 dBm
Peak	29.59 dBm
Crest	5.14 dB
10 %	2.40 dB
1 %	4.44 dB
.1 %	4.92 dB
.01 %	5.12 dB

16QAM High channel-12 RB offset 0

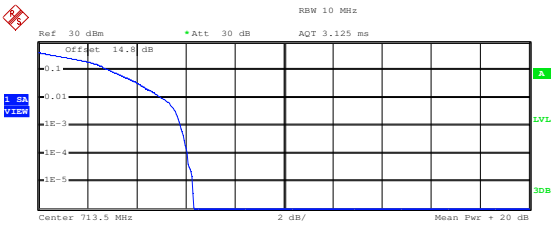

Complementary Cumulative Distribution Function (100000 samples)

Trace 1

Mean	23.27 dBm
Peak	29.59 dBm
Crest	6.32 dB
10 %	2.92 dB
1 %	5.08 dB
.1 %	5.80 dB
.01 %	6.08 dB

QPSK High channel-12 RB offset 7

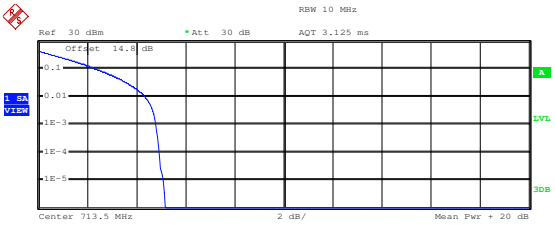

Complementary Cumulative Distribution Function (100000 samples)

Trace 1

Mean	24.34 dBm
Peak	29.52 dBm
Crest	5.18 dB
10 %	2.44 dB
1 %	4.36 dB
.1 %	4.80 dB
.01 %	4.96 dB

16QAM High channel-12 RB offset 7

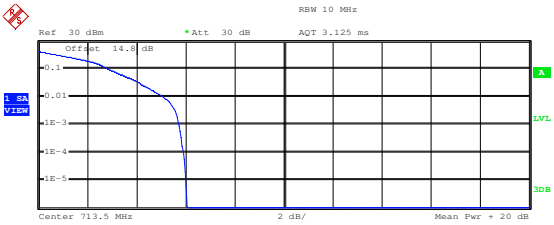

Complementary Cumulative Distribution Function (100000 samples)

Trace 1

Mean	23.17 dBm
Peak	29.24 dBm
Crest	6.07 dB
10 %	2.92 dB
1 %	5.08 dB
.1 %	5.76 dB
.01 %	5.92 dB

QPSK High channel-12 RB offset 13

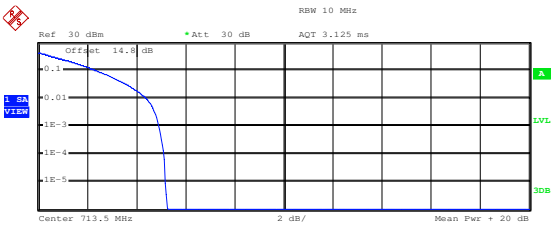

Complementary Cumulative Distribution Function (100000 samples)

Trace 1

Mean	24.19 dBm
Peak	29.45 dBm
Crest	5.25 dB
10 %	2.40 dB
1 %	4.40 dB
.1 %	4.92 dB
.01 %	5.16 dB

16QAM High channel-12 RB offset 13

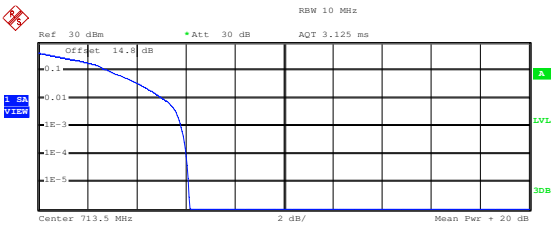

Complementary Cumulative Distribution Function (100000 samples)

Trace 1

Mean	23.08 dBm
Peak	29.24 dBm
Crest	6.16 dB
10 %	2.88 dB
1 %	5.08 dB
.1 %	5.84 dB
.01 %	6.04 dB

QPSK High channel-25 RB offset 0

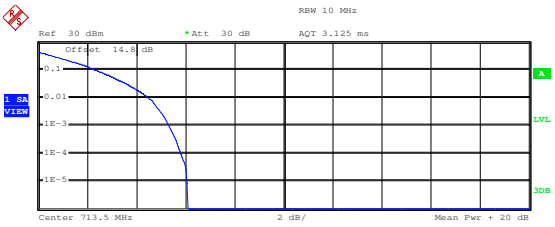

Complementary Cumulative Distribution Function (100000 samples)

Trace 1

Mean	24.28 dBm
Peak	30.36 dBm
Crest	6.09 dB
10 %	2.44 dB
1 %	4.52 dB
.1 %	5.36 dB
.01 %	5.84 dB

16QAM High channel-25 RB offset 0

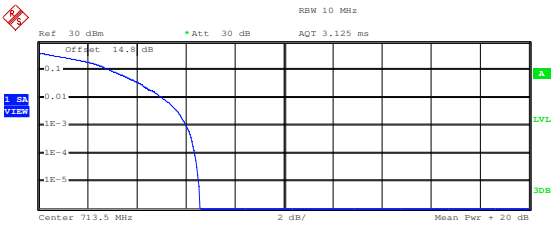

Complementary Cumulative Distribution Function (100000 samples)

Trace 1

Mean	23.28 dBm
Peak	29.87 dBm
Crest	6.59 dB
10 %	3.00 dB
1 %	5.08 dB
.1 %	6.04 dB
.01 %	6.40 dB

LTE FDD Band 17, Nominal Bandwidth: 10MHz

QPSK Low channel-1 RB offset 0

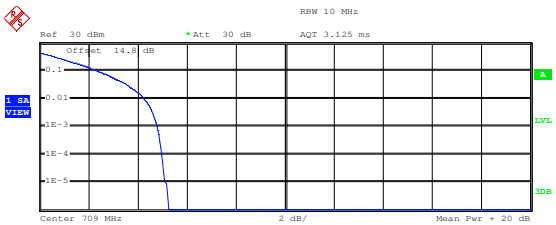

Complementary Cumulative Distribution Function (100000 samples)

	Trace 1
Mean	24.19 dBm
Peak	29.45 dBm
Crest	5.26 dB
10 %	2.44 dB
1 %	4.28 dB
.1 %	4.80 dB
.01 %	5.00 dB

16QAM Low channel-1 RB offset 0

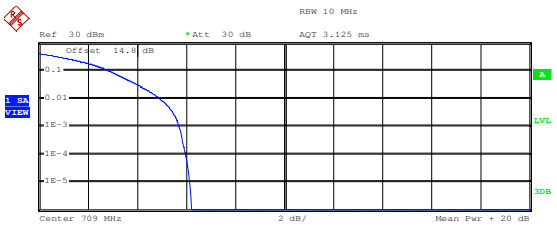

Complementary Cumulative Distribution Function (100000 samples)

	Trace 1
Mean	23.16 dBm
Peak	29.38 dBm
Crest	6.22 dB
10 %	2.92 dB
1 %	4.96 dB
.1 %	5.72 dB
.01 %	6.00 dB

QPSK Low channel-1 RB offset 25

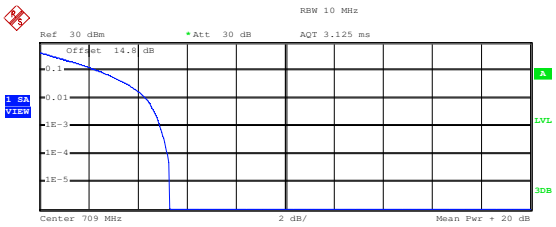

Complementary Cumulative Distribution Function (100000 samples)

	Trace 1
Mean	24.35 dBm
Peak	29.66 dBm
Crest	5.31 dB
10 %	2.44 dB
1 %	4.36 dB
.1 %	4.92 dB
.01 %	5.24 dB

16QAM Low channel-1 RB offset 25

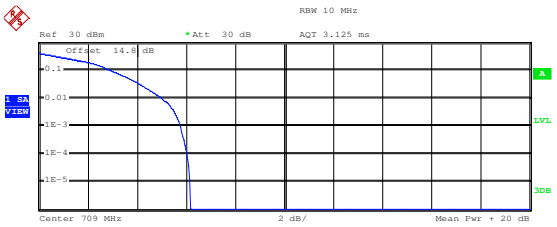

Complementary Cumulative Distribution Function (100000 samples)

	Trace 1
Mean	23.35 dBm
Peak	29.52 dBm
Crest	6.17 dB
10 %	3.00 dB
1 %	5.04 dB
.1 %	5.80 dB
.01 %	6.04 dB

QPSK Low channel-1 RB offset 49

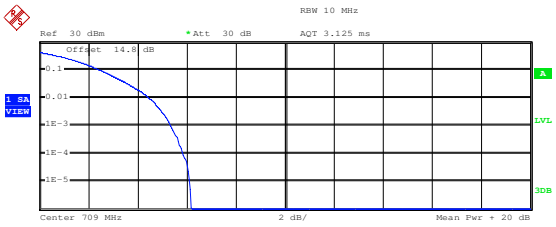

Complementary Cumulative Distribution Function (100000 samples)

	Trace 1
Mean	23.90 dBm
Peak	30.08 dBm
Crest	6.19 dB
10 %	2.52 dB
1 %	4.48 dB
.1 %	5.36 dB
.01 %	5.88 dB

16QAM Low channel-1 RB offset 49

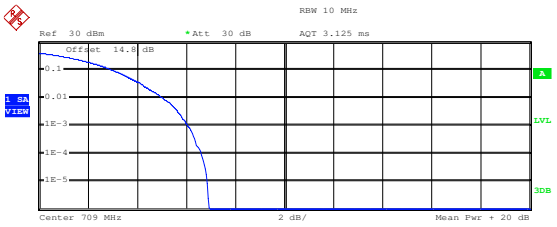

Complementary Cumulative Distribution Function (100000 samples)

	Trace 1
Mean	23.09 dBm
Peak	30.01 dBm
Crest	6.92 dB
10 %	3.08 dB
1 %	5.08 dB
.1 %	6.08 dB
.01 %	6.64 dB

QPSK Low channel-25 RB offset 0

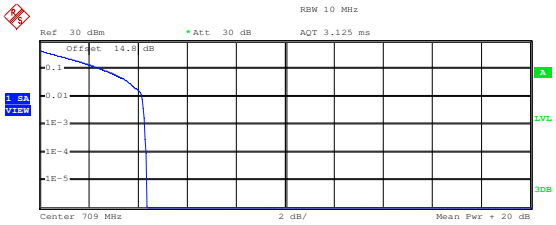

Complementary Cumulative Distribution Function (100000 samples)

Trace 1

Mean	24.02 dBm
Peak	28.39 dBm
Crest	4.37 dB
10 %	2.56 dB
1 %	4.20 dB
.1 %	4.32 dB
.01 %	4.36 dB

16QAM Low channel-25 RB offset 0

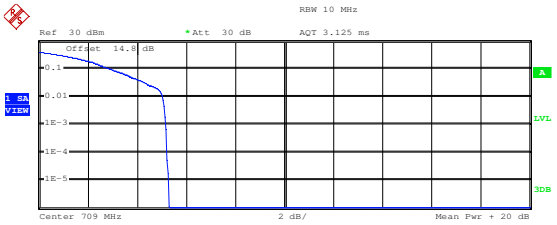

Complementary Cumulative Distribution Function (100000 samples)

Trace 1

Mean	23.09 dBm
Peak	28.39 dBm
Crest	5.30 dB
10 %	2.96 dB
1 %	5.04 dB
.1 %	5.20 dB
.01 %	5.24 dB

QPSK Low channel-25 RB offset 12

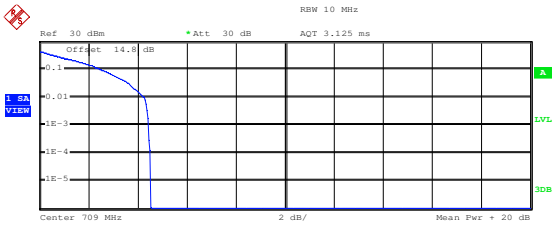

Complementary Cumulative Distribution Function (100000 samples)

Trace 1

Mean	24.06 dBm
Peak	28.60 dBm
Crest	4.54 dB
10 %	2.56 dB
1 %	4.28 dB
.1 %	4.44 dB
.01 %	4.52 dB

16QAM Low channel-25 RB offset 12

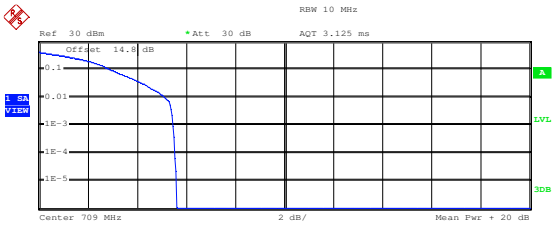

Complementary Cumulative Distribution Function (100000 samples)

Trace 1

Mean	22.70 dBm
Peak	28.32 dBm
Crest	5.62 dB
10 %	2.96 dB
1 %	5.16 dB
.1 %	5.48 dB
.01 %	5.56 dB

QPSK Low channel-25 RB offset25

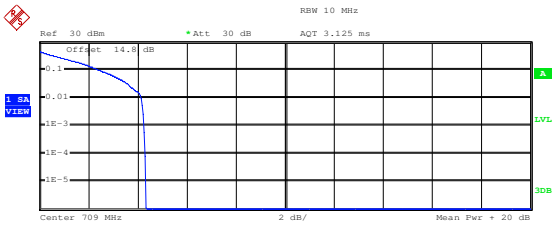

Complementary Cumulative Distribution Function (100000 samples)

Trace 1

Mean	25.45 dBm
Peak	29.80 dBm
Crest	4.35 dB
10 %	2.48 dB
1 %	4.16 dB
.1 %	4.28 dB
.01 %	4.32 dB

16QAM Low channel-25 RB offset25

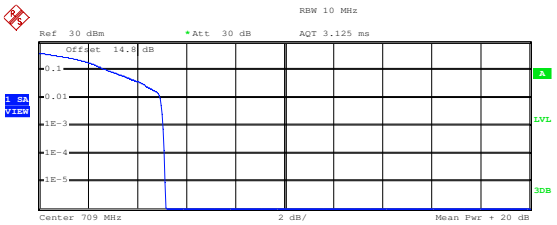

Complementary Cumulative Distribution Function (100000 samples)

Trace 1

Mean	24.37 dBm
Peak	29.52 dBm
Crest	5.15 dB
10 %	2.84 dB
1 %	4.96 dB
.1 %	5.08 dB
.01 %	5.12 dB

QPSK Low channel-50 RB offset 0

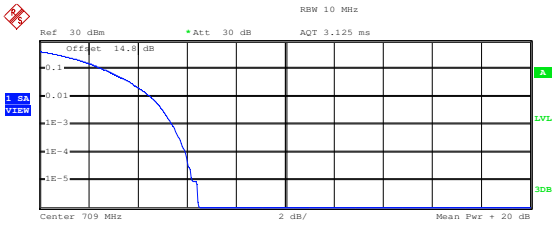

Complementary Cumulative Distribution Function (100000 samples)

	Trace 1
Mean	24.03 dBm
Peak	30.51 dBm
Crest	6.48 dB
10 %	2.64 dB
1 %	4.56 dB
.1 %	5.40 dB
.01 %	5.96 dB

16QAM Low channel-50 RB offset 0

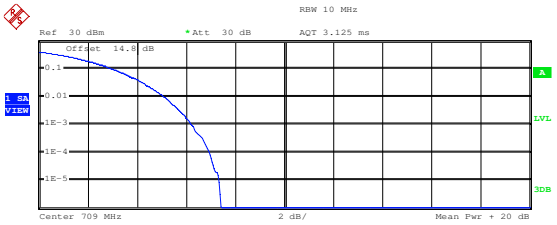

Complementary Cumulative Distribution Function (100000 samples)

	Trace 1
Mean	22.96 dBm
Peak	30.36 dBm
Crest	7.41 dB
10 %	3.08 dB
1 %	5.12 dB
.1 %	6.24 dB
.01 %	6.96 dB

QPSK Middle channel-1 RB offset 0

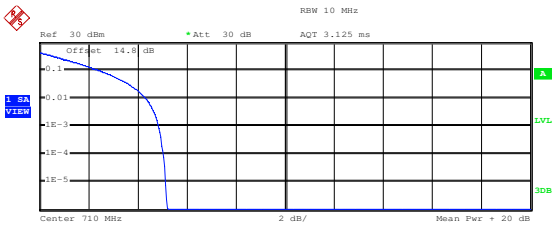

Complementary Cumulative Distribution Function (100000 samples)

	Trace 1
Mean	24.10 dBm
Peak	29.31 dBm
Crest	5.21 dB
10 %	2.48 dB
1 %	4.36 dB
.1 %	4.88 dB
.01 %	5.08 dB

16QAM Middle channel-1 RB offset 0

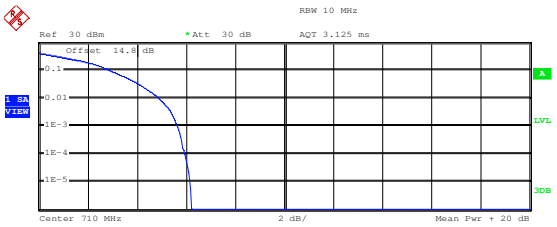

Complementary Cumulative Distribution Function (100000 samples)

	Trace 1
Mean	23.22 dBm
Peak	29.45 dBm
Crest	6.22 dB
10 %	2.96 dB
1 %	4.92 dB
.1 %	5.64 dB
.01 %	5.96 dB

QPSK Middle channel-1 RB offset 25

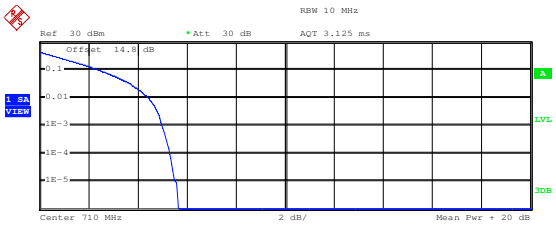

Complementary Cumulative Distribution Function (100000 samples)

	Trace 1
Mean	24.21 dBm
Peak	29.87 dBm
Crest	5.66 dB
10 %	2.48 dB
1 %	4.44 dB
.1 %	5.04 dB
.01 %	5.32 dB

16QAM Middle channel-1 RB offset 25

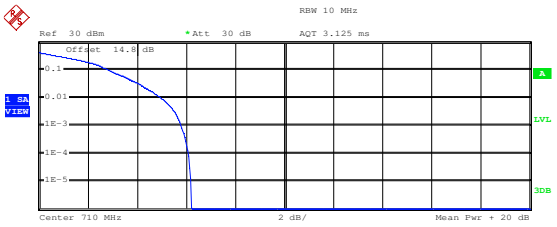

Complementary Cumulative Distribution Function (100000 samples)

	Trace 1
Mean	23.23 dBm
Peak	29.45 dBm
Crest	6.22 dB
10 %	2.88 dB
1 %	5.00 dB
.1 %	5.80 dB
.01 %	6.12 dB

QPSK Middle channel-1 RB offset 49

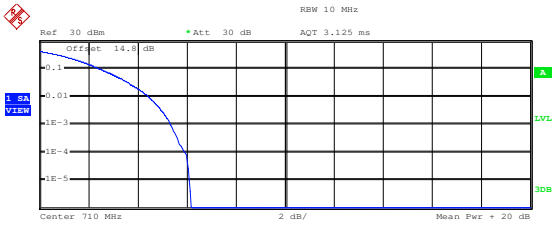

Complementary Cumulative Distribution Function (100000 samples)

Trace 1

Mean	23.98 dBm
Peak	30.15 dBm
Crest	6.18 dB
10 %	2.52 dB
1 %	4.48 dB
.1 %	5.36 dB
.01 %	5.96 dB

16QAM Middle channel-1 RB offset 49

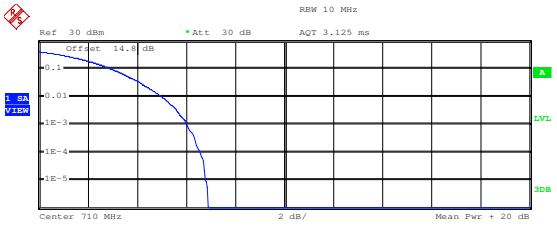

Complementary Cumulative Distribution Function (100000 samples)

Trace 1

Mean	22.97 dBm
Peak	29.87 dBm
Crest	6.90 dB
10 %	3.04 dB
1 %	5.04 dB
.1 %	6.04 dB
.01 %	6.60 dB

QPSK Middle channel-25 RB offset 0

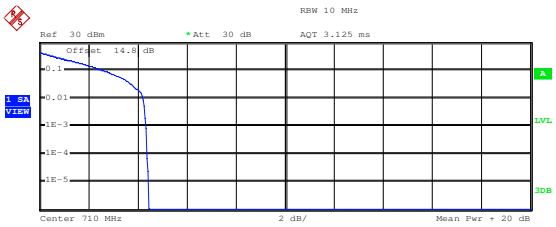

Complementary Cumulative Distribution Function (100000 samples)

Trace 1

Mean	23.80 dBm
Peak	28.25 dBm
Crest	4.45 dB
10 %	2.68 dB
1 %	4.24 dB
.1 %	4.36 dB
.01 %	4.40 dB

16QAM Middle channel-25 RB offset 0

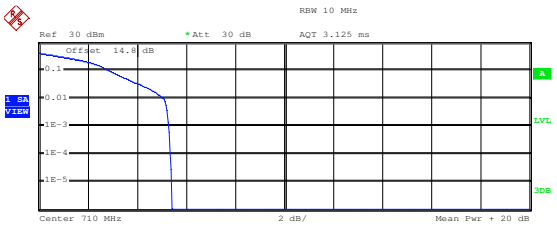

Complementary Cumulative Distribution Function (100000 samples)

Trace 1

Mean	22.70 dBm
Peak	28.11 dBm
Crest	5.40 dB
10 %	2.92 dB
1 %	5.08 dB
.1 %	5.28 dB
.01 %	5.36 dB

QPSK Middle channel-25 RB offset 12

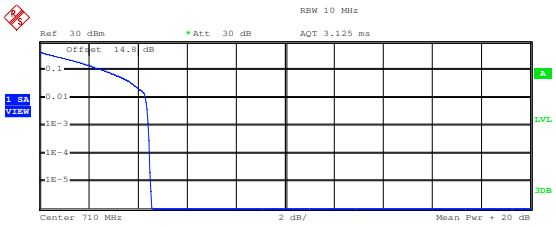

Complementary Cumulative Distribution Function (100000 samples)

Trace 1

Mean	23.88 dBm
Peak	28.46 dBm
Crest	4.58 dB
10 %	2.64 dB
1 %	4.32 dB
.1 %	4.44 dB
.01 %	4.52 dB

16QAM Middle channel-25 RB offset 12

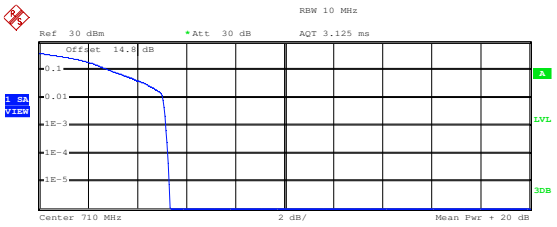

Complementary Cumulative Distribution Function (100000 samples)

Trace 1

Mean	23.07 dBm
Peak	28.39 dBm
Crest	5.32 dB
10 %	2.96 dB
1 %	5.04 dB
.1 %	5.20 dB
.01 %	5.28 dB

QPSK Middle channel-25 RB offset 25

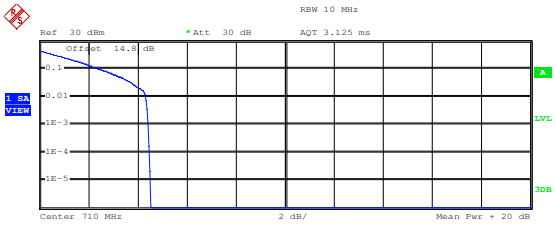

Complementary Cumulative Distribution Function (100000 samples)

	Trace 1
Mean	25.42 dBm
Peak	29.94 dBm
Crest	4.52 dB
10 %	2.52 dB
1 %	4.32 dB
.1 %	4.44 dB
.01 %	4.48 dB

16QAM Middle channel-25 RB offset 25

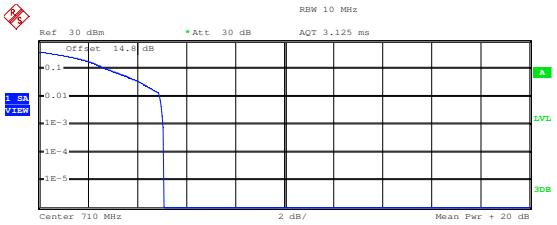

Complementary Cumulative Distribution Function (100000 samples)

	Trace 1
Mean	24.42 dBm
Peak	29.52 dBm
Crest	5.09 dB
10 %	2.84 dB
1 %	4.92 dB
.1 %	5.08 dB
.01 %	5.12 dB

QPSK Middle channel-50 RB offset 0

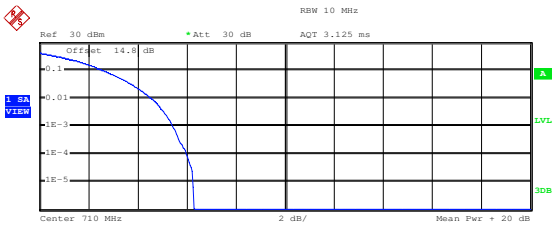

Complementary Cumulative Distribution Function (100000 samples)

	Trace 1
Mean	24.08 dBm
Peak	30.36 dBm
Crest	6.28 dB
10 %	2.64 dB
1 %	4.56 dB
.1 %	5.44 dB
.01 %	6.00 dB

16QAM Middle channel-50 RB offset 0

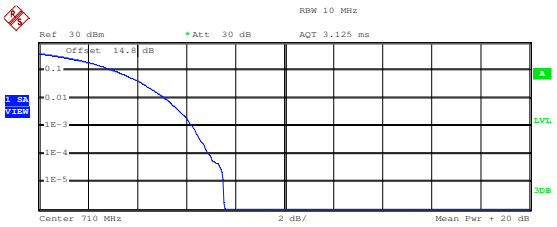

Complementary Cumulative Distribution Function (100000 samples)

	Trace 1
Mean	23.02 dBm
Peak	30.58 dBm
Crest	7.55 dB
10 %	3.12 dB
1 %	5.16 dB
.1 %	6.28 dB
.01 %	6.92 dB

QPSK High channel-1 RB offset 0

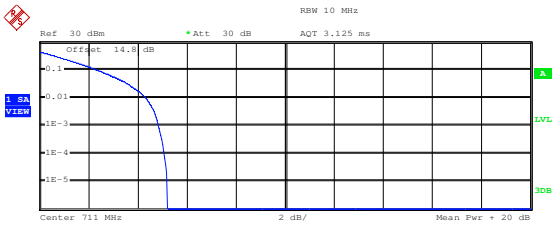

Complementary Cumulative Distribution Function (100000 samples)

	Trace 1
Mean	24.15 dBm
Peak	29.38 dBm
Crest	5.22 dB
10 %	2.44 dB
1 %	4.32 dB
.1 %	4.88 dB
.01 %	5.08 dB

16QAM High channel-1 RB offset 0

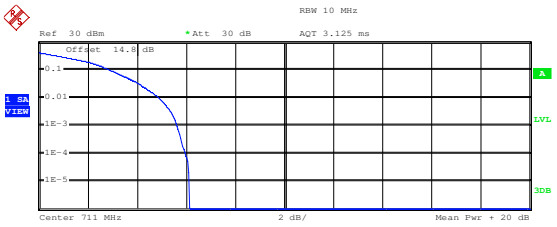

Complementary Cumulative Distribution Function (100000 samples)

	Trace 1
Mean	23.39 dBm
Peak	29.52 dBm
Crest	6.13 dB
10 %	2.96 dB
1 %	4.92 dB
.1 %	5.64 dB
.01 %	5.96 dB

QPSK High channel-1 RB offset 25

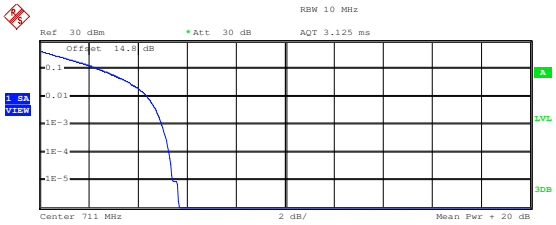

Complementary Cumulative Distribution Function (100000 samples)

Trace 1

Mean	24.26 dBm
Peak	29.94 dBm
Crest	5.68 dB
10 %	2.48 dB
1 %	4.40 dB
.1 %	5.00 dB
.01 %	5.28 dB

16QAM High channel-1 RB offset 25

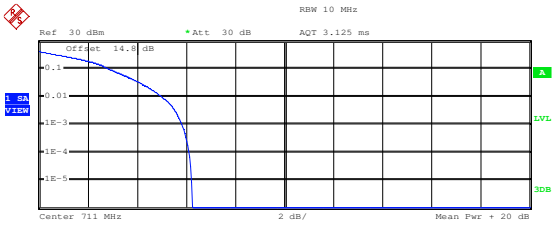

Complementary Cumulative Distribution Function (100000 samples)

Trace 1

Mean	23.56 dBm
Peak	29.80 dBm
Crest	6.24 dB
10 %	2.92 dB
1 %	5.04 dB
.1 %	5.84 dB
.01 %	6.12 dB

QPSK High channel-1 RB offset 49

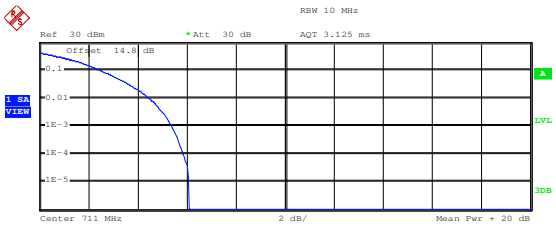

Complementary Cumulative Distribution Function (100000 samples)

Trace 1

Mean	23.99 dBm
Peak	30.08 dBm
Crest	6.10 dB
10 %	2.56 dB
1 %	4.48 dB
.1 %	5.40 dB
.01 %	5.88 dB

16QAM High channel-1 RB offset 49

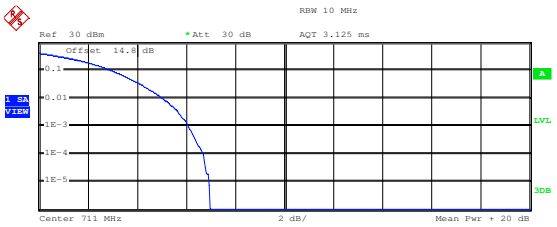

Complementary Cumulative Distribution Function (100000 samples)

Trace 1

Mean	23.04 dBm
Peak	30.01 dBm
Crest	6.97 dB
10 %	3.00 dB
1 %	5.08 dB
.1 %	6.08 dB
.01 %	6.72 dB

QPSK High channel-25 RB offset 0

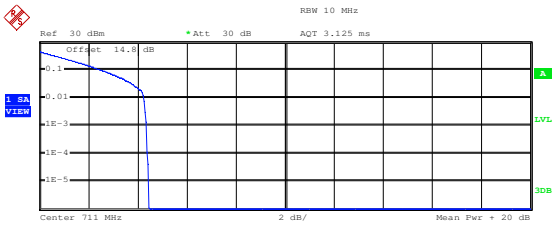

Complementary Cumulative Distribution Function (100000 samples)

Trace 1

Mean	23.58 dBm
Peak	28.04 dBm
Crest	4.45 dB
10 %	2.60 dB
1 %	4.24 dB
.1 %	4.36 dB
.01 %	4.40 dB

16QAM High channel-25 RB offset 0

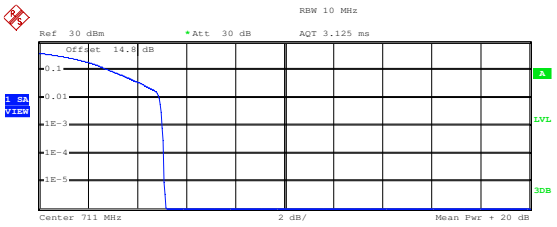

Complementary Cumulative Distribution Function (100000 samples)

Trace 1

Mean	22.86 dBm
Peak	28.04 dBm
Crest	5.17 dB
10 %	2.92 dB
1 %	4.92 dB
.1 %	5.04 dB
.01 %	5.12 dB

QPSK High channel-25 RB offset 12

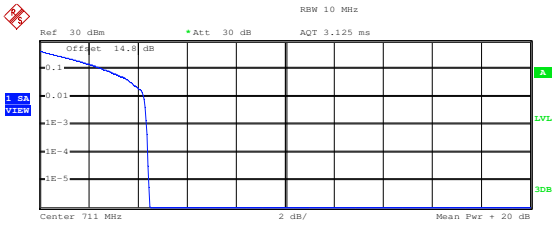

Complementary Cumulative Distribution Function (100000 samples)

Trace 1

Mean	24.05 dBm
Peak	28.53 dBm
Crest	4.48 dB
10 %	2.64 dB
1 %	4.24 dB
.1 %	4.36 dB
.01 %	4.44 dB

16QAM High channel-25 RB offset 12

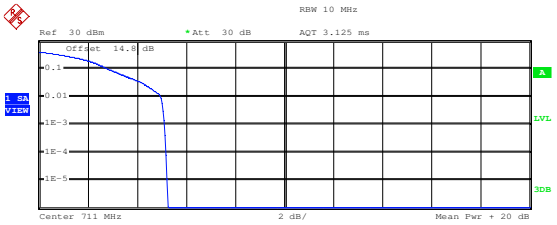

Complementary Cumulative Distribution Function (100000 samples)

Trace 1

Mean	22.98 dBm
Peak	28.25 dBm
Crest	5.27 dB
10 %	2.88 dB
1 %	4.96 dB
.1 %	5.12 dB
.01 %	5.20 dB

QPSK High channel-25 RB offset 25

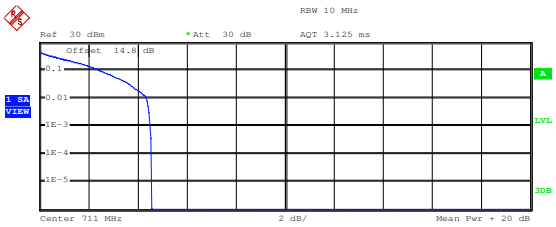

Complementary Cumulative Distribution Function (100000 samples)

Trace 1

Mean	25.44 dBm
Peak	30.01 dBm
Crest	4.57 dB
10 %	2.52 dB
1 %	4.36 dB
.1 %	4.52 dB
.01 %	4.60 dB

16QAM High channel-25 RB offset 25

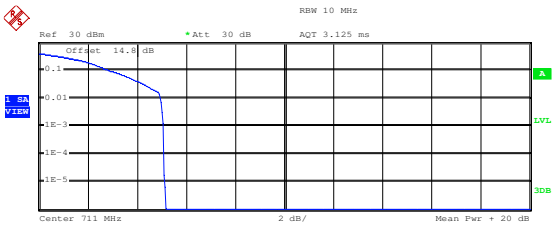

Complementary Cumulative Distribution Function (100000 samples)

Trace 1

Mean	24.56 dBm
Peak	29.73 dBm
Crest	5.17 dB
10 %	2.92 dB
1 %	4.96 dB
.1 %	5.08 dB
.01 %	5.12 dB

QPSK High channel-50 RB offset 0

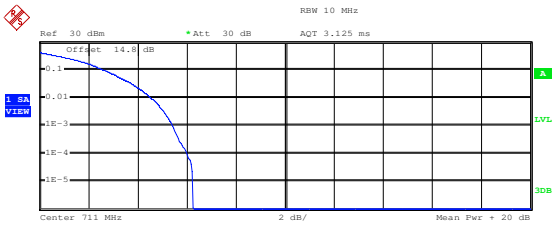

Complementary Cumulative Distribution Function (100000 samples)

Trace 1

Mean	24.10 dBm
Peak	30.36 dBm
Crest	6.27 dB
10 %	2.68 dB
1 %	4.56 dB
.1 %	5.44 dB
.01 %	6.00 dB

16QAM High channel-50 RB offset 0

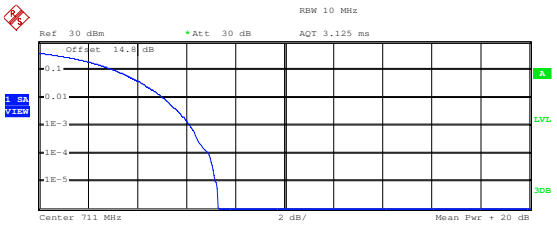

Complementary Cumulative Distribution Function (100000 samples)

Trace 1

Mean	22.99 dBm
Peak	30.29 dBm
Crest	7.31 dB
10 %	3.12 dB
1 %	5.08 dB
.1 %	6.16 dB
.01 %	6.92 dB