LTE FDD Band 26(814MHz-824MHz), Nominal Bandwidth: 1.4MHz						
Modulation	Channel	RB Configuration		Test result (dB)	Limit (dB)	Verdict
		Size	Offset			
QPSK	LCH	1	0	4.32	13	Pass
		1	3	4.2	13	Pass
		1	5	4.28	13	Pass
		3	0	4.44	13	Pass
		3	1	4.36	13	Pass
		3	3	4.44	13	Pass
		6	0	4.92	13	Pass
	MCH	1	0	4.2	13	Pass
		1	3	4.12	13	Pass
		1	5	4.2	13	Pass
		3	0	4.32	13	Pass
		3	1	4.2	13	Pass
		3	3	4.32	13	Pass
		6	0	4.88	13	Pass
	HCH	1	0	4.28	13	Pass
		1	3	4.2	13	Pass
		1	5	4.32	13	Pass
		3	0	4.48	13	Pass
		3	1	4.4	13	Pass
		3	3	4.56	13	Pass
		6	0	4.92	13	Pass
16QAM	LCH	1	0	5.12	13	Pass
		1	3	4.8	13	Pass
		1	5	5	13	Pass
		3	0	5.32	13	Pass
		3	1	5.24	13	Pass
		3	3	5.32	13	Pass
		6	0	5.8	13	Pass
	MCH	1	0	4.96	13	Pass
		1	3	4.8	13	Pass
		1	5	4.92	13	Pass
		3	0	5.24	13	Pass
		3	1	5.12	13	Pass
		3	3	5.12	13	Pass
		6	0	5.6	13	Pass
	HCH	1	0	5.08	13	Pass
		1	3	4.92	13	Pass
		1	5	5.12	13	Pass
		3	0	5.36	13	Pass
		3	1	5.28	13	Pass
		3	3	5.4	13	Pass
		6	0	5.76	13	Pass

LTE FDD Band 26(814MHz-824MHz), Nominal Bandwidth: 3.0MHz						
Modulation	Channel	RB Configuration		Test result (dB)	Limit (dB)	Verdict
		Size	Offset			
QPSK	LCH	1	0	4.28	13	Pass
		1	8	4.08	13	Pass
		1	14	4.2	13	Pass
		8	0	4.68	13	Pass
		8	4	4.6	13	Pass
		8	7	4.72	13	Pass
		15	0	4.96	13	Pass
	MCH	1	0	4.2	13	Pass
		1	8	4.12	13	Pass
		1	14	4.2	13	Pass
		8	0	4.68	13	Pass
		8	4	4.6	13	Pass
		8	7	4.64	13	Pass
		15	0	4.92	13	Pass
	HCH	1	0	4.16	13	Pass
		1	8	4.16	13	Pass
		1	14	4.36	13	Pass
		8	0	4.64	13	Pass
		8	4	4.6	13	Pass
		8	7	4.68	13	Pass
		15	0	4.96	13	Pass
16QAM	LCH	1	0	5.28	13	Pass
		1	8	4.84	13	Pass
		1	14	5	13	Pass
		8	0	5.52	13	Pass
		8	4	5.44	13	Pass
		8	7	5.48	13	Pass
		15	0	5.76	13	Pass
	MCH	1	0	4.76	13	Pass
		1	8	4.84	13	Pass
		1	14	4.8	13	Pass
		8	0	5.44	13	Pass
		8	4	5.4	13	Pass
		8	7	5.36	13	Pass
		15	0	5.68	13	Pass
	HCH	1	0	5.12	13	Pass
		1	8	4.88	13	Pass
		1	14	5.16	13	Pass
		8	0	5.44	13	Pass
		8	4	5.36	13	Pass
		8	7	5.52	13	Pass
		15	0	5.68	13	Pass

LTE FDD Band 26(814MHz-824MHz), Nominal Bandwidth: 5.0MHz						
Modulation	Channel	RB Configuration		Test result (dB)	Limit (dB)	Verdict
		Size	Offset			
QPSK	LCH	1	0	4.36	13	Pass
		1	12	4.12	13	Pass
		1	24	4.2	13	Pass
		12	0	4.68	13	Pass
		12	7	4.56	13	Pass
		12	13	4.68	13	Pass
		25	0	5.04	13	Pass
	MCH	1	0	4.12	13	Pass
		1	12	4.16	13	Pass
		1	24	4.16	13	Pass
		12	0	4.64	13	Pass
		12	7	4.52	13	Pass
		12	13	4.64	13	Pass
		25	0	5	13	Pass
	HCH	1	0	4.04	13	Pass
		1	12	4.12	13	Pass
		1	24	4.28	13	Pass
		12	0	4.56	13	Pass
		12	7	4.52	13	Pass
		12	13	4.68	13	Pass
		25	0	4.96	13	Pass
16QAM	LCH	1	0	4.96	13	Pass
		1	12	5.08	13	Pass
		1	24	4.88	13	Pass
		12	0	5.64	13	Pass
		12	7	5.44	13	Pass
		12	13	5.56	13	Pass
		25	0	5.8	13	Pass
	MCH	1	0	4.92	13	Pass
		1	12	5	13	Pass
		1	24	4.8	13	Pass
		12	0	5.52	13	Pass
		12	7	5.4	13	Pass
		12	13	5.44	13	Pass
		25	0	5.72	13	Pass
	HCH	1	0	4.8	13	Pass
		1	12	4.88	13	Pass
		1	24	4.92	13	Pass
		12	0	5.48	13	Pass
		12	7	5.32	13	Pass
		12	13	5.52	13	Pass
		25	0	5.8	13	Pass

LTE FDD Band 26(814MHz-824MHz), Nominal Bandwidth: 10.0MHz						
Modulation	Channel	RB Configuration		Test result (dB)	Limit (dB)	Verdict
		Size	Offset			
QPSK	LCH	1	0	\	\	\
		1	25	\	\	\
		1	49	\	\	\
		25	0	\	\	\
		25	12	\	\	\
		25	25	\	\	\
		50	0	\	\	\
	MCH	1	0	4.24	13	Pass
		1	25	4.04	13	Pass
		1	49	4.28	13	Pass
		25	0	4.68	13	Pass
		25	12	4.68	13	Pass
		25	25	4.96	13	Pass
		50	0	5.16	13	Pass
	HCH	1	0	\	\	\
		1	25	\	\	\
		1	49	\	\	\
		25	0	\	\	\
		25	12	\	\	\
		25	25	\	\	\
		50	0	\	\	\
16QAM	LCH	1	0	\	\	\
		1	25	\	\	\
		1	49	\	\	\
		25	0	\	\	\
		25	12	\	\	\
		25	25	\	\	\
		50	0	\	\	\
	MCH	1	0	5.24	13	Pass
		1	25	4.76	13	Pass
		1	49	5.2	13	Pass
		25	0	5.68	13	Pass
		25	12	5.56	13	Pass
		25	25	5.76	13	Pass
		50	0	6	13	Pass
	HCH	1	0	\	\	\
		1	25	\	\	\
		1	49	\	\	\
		25	0	\	\	\
		25	12	\	\	\
		25	25	\	\	\
		50	0	\	\	\

LTE FDD Band 26(814MHz-824MHz), Nominal Bandwidth: 15.0MHz						
Modulation	Channel	RB Configuration		Test result (dB)	Limit (dB)	Verdict
		Size	Offset			
QPSK	LCH	1	0	4.92	13	Pass
		1	37	5.16	13	Pass
		1	74	4.16	13	Pass
		36	0	6.80	13	Pass
		36	20	6.92	13	Pass
		36	39	5.64	13	Pass
		75	0	5.00	13	Pass
	MCH	1	0	\	\	\
		1	37	\	\	\
		1	74	\	\	\
		36	0	\	\	\
		36	20	\	\	\
		36	39	\	\	\
		75	0	\	\	\
	HCH	1	0	\	\	\
		1	37	\	\	\
		1	74	\	\	\
		36	0	\	\	\
		36	20	\	\	\
		36	39	\	\	\
		75	0	\	\	\
16QAM	LCH	1	0	4.84	13	Pass
		1	37	4.20	13	Pass
		1	74	6.56	13	Pass
		36	0	6.96	13	Pass
		36	20	5.56	13	Pass
		36	39	4.92	13	Pass
		75	0	4.88	13	Pass
	MCH	1	0	\	\	\
		1	37	\	\	\
		1	74	\	\	\
		36	0	\	\	\
		36	20	\	\	\
		36	39	\	\	\
		75	0	\	\	\
	HCH	1	0	\	\	\
		1	37	\	\	\
		1	74	\	\	\
		36	0	\	\	\
		36	20	\	\	\
		36	39	\	\	\
		75	0	\	\	\

LTE FDD Band 26(814MHz-824MHz), Nominal Bandwidth: 1.4MHz

QPSK Low channel-1 RB offset 0

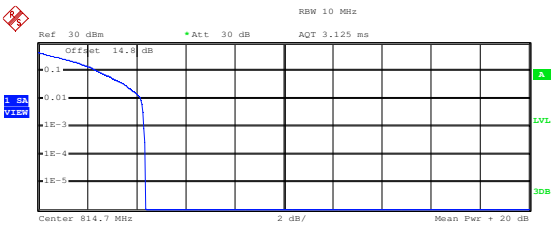

Complementary Cumulative Distribution Function (100000 samples)

Trace 1

Mean	24.44 dBm
Peak	28.81 dBm
Crest	4.37 dB
10 %	2.44 dB
1 %	4.20 dB
.1 %	4.32 dB
.01 %	4.40 dB

16QAM Low channel-1 RB offset 0

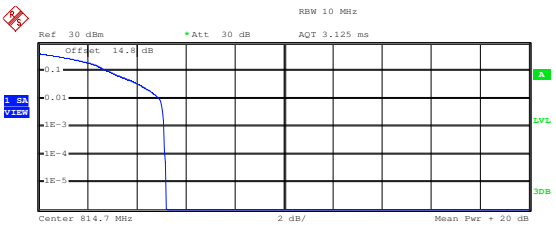

Complementary Cumulative Distribution Function (100000 samples)

Trace 1

Mean	23.46 dBm
Peak	28.67 dBm
Crest	5.21 dB
10 %	2.88 dB
1 %	4.96 dB
.1 %	5.12 dB
.01 %	5.20 dB

QPSK Low channel-1 RB offset 3

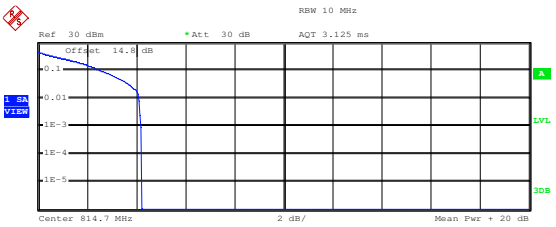

Complementary Cumulative Distribution Function (100000 samples)

Trace 1

Mean	24.60 dBm
Peak	28.81 dBm
Crest	4.22 dB
10 %	2.60 dB
1 %	4.12 dB
.1 %	4.20 dB
.01 %	4.24 dB

16QAM Low channel-1 RB offset 3

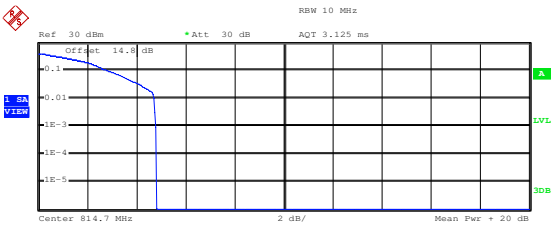

Complementary Cumulative Distribution Function (100000 samples)

Trace 1

Mean	23.84 dBm
Peak	28.67 dBm
Crest	4.83 dB
10 %	2.88 dB
1 %	4.72 dB
.1 %	4.80 dB
.01 %	4.84 dB

QPSK Low channel-1 RB offset 5

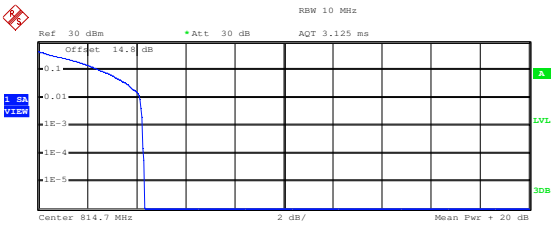

Complementary Cumulative Distribution Function (100000 samples)

Trace 1

Mean	24.47 dBm
Peak	28.81 dBm
Crest	4.34 dB
10 %	2.56 dB
1 %	4.16 dB
.1 %	4.28 dB
.01 %	4.32 dB

16QAM Low channel-1 RB offset 5

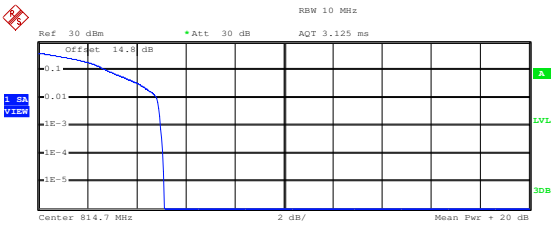

Complementary Cumulative Distribution Function (100000 samples)

Trace 1

Mean	23.55 dBm
Peak	28.67 dBm
Crest	5.12 dB
10 %	2.84 dB
1 %	4.84 dB
.1 %	5.00 dB
.01 %	5.08 dB

QPSK Low channel-3 RB offset 0

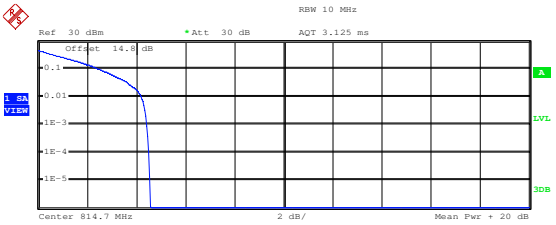

Complementary Cumulative Distribution Function (100000 samples)

Trace 1

Mean	24.33 dBm
Peak	28.88 dBm
Crest	4.56 dB
10 %	2.52 dB
1 %	4.20 dB
.1 %	4.44 dB
.01 %	4.52 dB

16QAM Low channel-3 RB offset 0

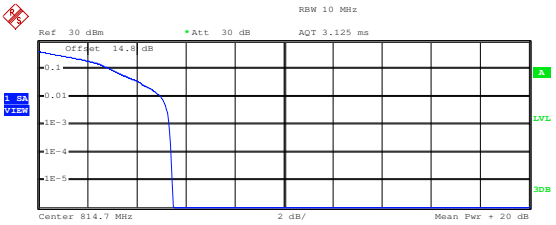

Complementary Cumulative Distribution Function (100000 samples)

Trace 1

Mean	23.55 dBm
Peak	29.02 dBm
Crest	5.48 dB
10 %	2.96 dB
1 %	5.00 dB
.1 %	5.32 dB
.01 %	5.44 dB

QPSK Low channel-3 RB offset 1

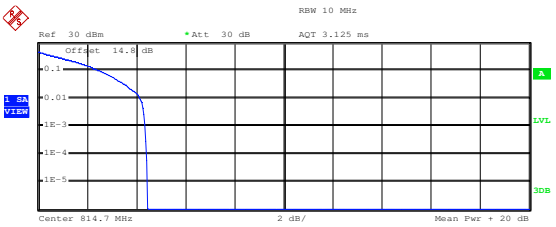

Complementary Cumulative Distribution Function (100000 samples)

Trace 1

Mean	24.37 dBm
Peak	28.81 dBm
Crest	4.44 dB
10 %	2.52 dB
1 %	4.16 dB
.1 %	4.36 dB
.01 %	4.44 dB

16QAM Low channel-3 RB offset 1

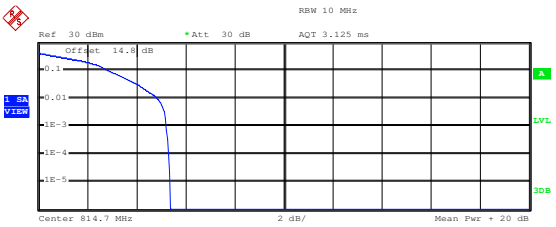

Complementary Cumulative Distribution Function (100000 samples)

Trace 1

Mean	23.59 dBm
Peak	28.95 dBm
Crest	5.36 dB
10 %	2.92 dB
1 %	4.88 dB
.1 %	5.24 dB
.01 %	5.32 dB

QPSK Low channel-3 RB offset 3

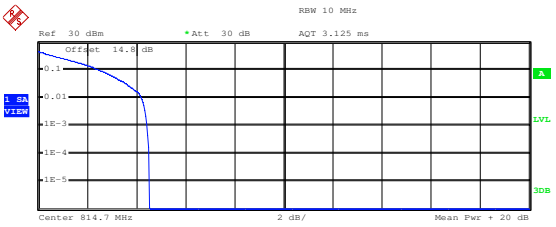

Complementary Cumulative Distribution Function (100000 samples)

Trace 1

Mean	24.33 dBm
Peak	28.88 dBm
Crest	4.55 dB
10 %	2.56 dB
1 %	4.20 dB
.1 %	4.44 dB
.01 %	4.52 dB

16QAM Low channel-3 RB offset 3

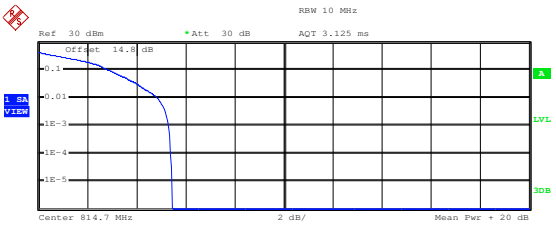

Complementary Cumulative Distribution Function (100000 samples)

Trace 1

Mean	23.56 dBm
Peak	29.02 dBm
Crest	5.46 dB
10 %	2.92 dB
1 %	4.84 dB
.1 %	5.32 dB
.01 %	5.40 dB

QPSK Low channel-6 RB offset 0

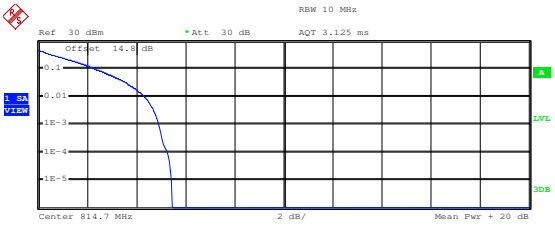

Complementary Cumulative Distribution Function (100000 samples)

Trace 1

Mean	23.21 dBm
Peak	28.67 dBm
Crest	5.46 dB
10 %	2.40 dB
1 %	4.36 dB
.1 %	4.92 dB
.01 %	5.28 dB

16QAM Low channel-6 RB offset 0

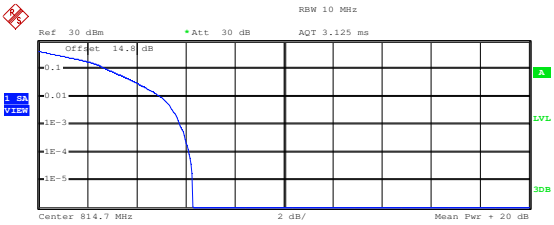

Complementary Cumulative Distribution Function (100000 samples)

Trace 1

Mean	22.16 dBm
Peak	28.46 dBm
Crest	6.30 dB
10 %	2.84 dB
1 %	5.00 dB
.1 %	5.80 dB
.01 %	6.16 dB

QPSK Middle channel-1 RB offset 0

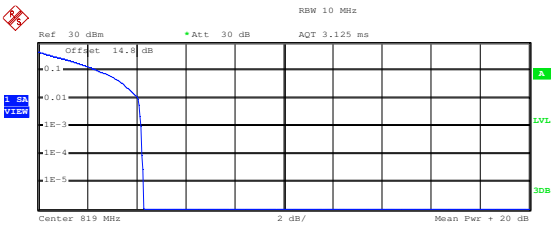

Complementary Cumulative Distribution Function (100000 samples)

Trace 1

Mean	24.31 dBm
Peak	28.60 dBm
Crest	4.29 dB
10 %	2.48 dB
1 %	4.08 dB
.1 %	4.20 dB
.01 %	4.24 dB

16QAM Middle channel-1 RB offset 0

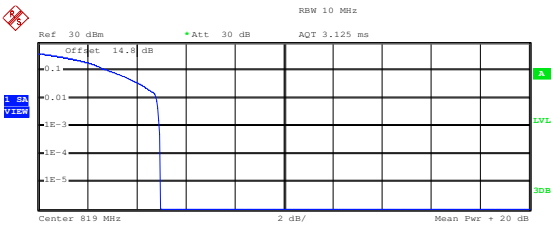

Complementary Cumulative Distribution Function (100000 samples)

Trace 1

Mean	23.07 dBm
Peak	28.04 dBm
Crest	4.97 dB
10 %	2.92 dB
1 %	4.80 dB
.1 %	4.96 dB
.01 %	5.00 dB

QPSK Middle channel-1 RB offset 3

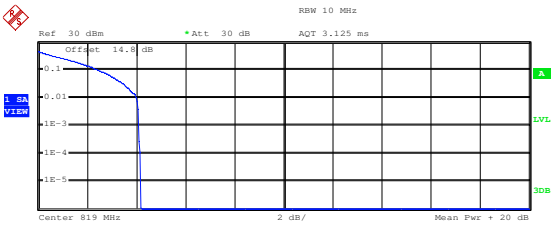

Complementary Cumulative Distribution Function (100000 samples)

Trace 1

Mean	24.35 dBm
Peak	28.53 dBm
Crest	4.18 dB
10 %	2.52 dB
1 %	4.00 dB
.1 %	4.12 dB
.01 %	4.16 dB

16QAM Middle channel-1 RB offset 3

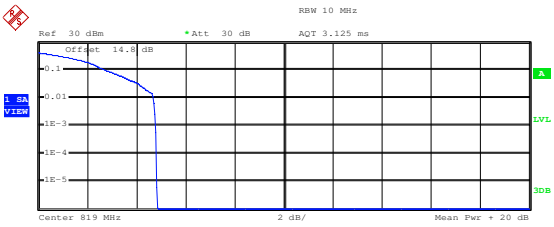

Complementary Cumulative Distribution Function (100000 samples)

Trace 1

Mean	23.16 dBm
Peak	28.04 dBm
Crest	4.87 dB
10 %	2.80 dB
1 %	4.68 dB
.1 %	4.80 dB
.01 %	4.84 dB

QPSK Middle channel-1 RB offset 5

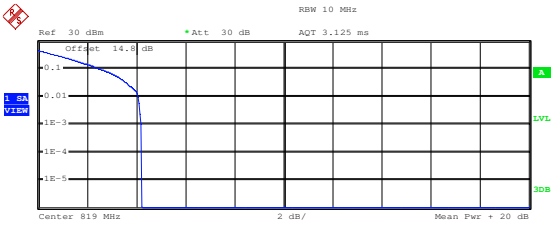

Complementary Cumulative Distribution Function (100000 samples)

Trace 1

Mean	24.17 dBm
Peak	28.39 dBm
Crest	4.22 dB
10 %	2.60 dB
1 %	4.08 dB
.1 %	4.20 dB
.01 %	4.24 dB

16QAM Middle channel-1 RB offset 5

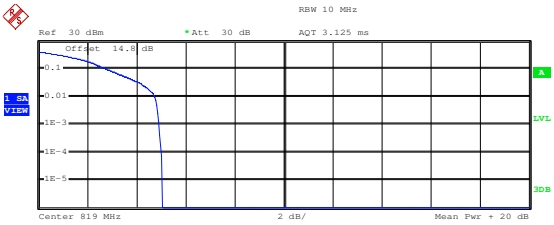

Complementary Cumulative Distribution Function (100000 samples)

Trace 1

Mean	22.97 dBm
Peak	28.04 dBm
Crest	5.07 dB
10 %	2.84 dB
1 %	4.76 dB
.1 %	4.92 dB
.01 %	5.04 dB

QPSK Middle channel-3 RB offset 0

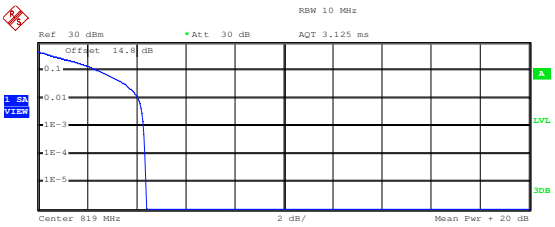

Complementary Cumulative Distribution Function (100000 samples)

Trace 1

Mean	24.28 dBm
Peak	28.67 dBm
Crest	4.40 dB
10 %	2.48 dB
1 %	4.08 dB
.1 %	4.32 dB
.01 %	4.36 dB

16QAM Middle channel-3 RB offset 0

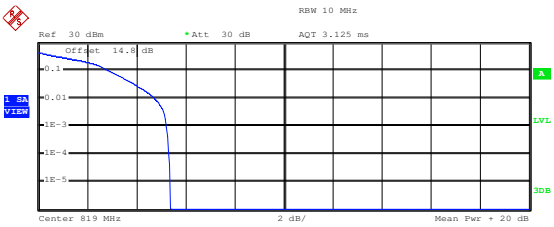

Complementary Cumulative Distribution Function (100000 samples)

Trace 1

Mean	23.16 dBm
Peak	28.53 dBm
Crest	5.37 dB
10 %	2.88 dB
1 %	4.76 dB
.1 %	5.24 dB
.01 %	5.32 dB

QPSK Middle channel-3 RB offset 1

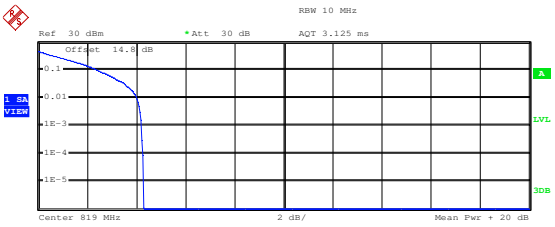

Complementary Cumulative Distribution Function (100000 samples)

Trace 1

Mean	24.30 dBm
Peak	28.60 dBm
Crest	4.31 dB
10 %	2.48 dB
1 %	4.00 dB
.1 %	4.20 dB
.01 %	4.28 dB

16QAM Middle channel-3 RB offset 1

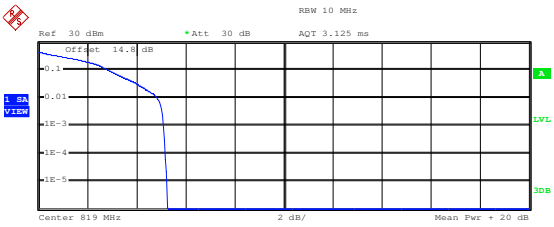

Complementary Cumulative Distribution Function (100000 samples)

Trace 1

Mean	23.41 dBm
Peak	28.67 dBm
Crest	5.26 dB
10 %	2.92 dB
1 %	4.84 dB
.1 %	5.12 dB
.01 %	5.20 dB

QPSK Middle channel-3 RB offset 3

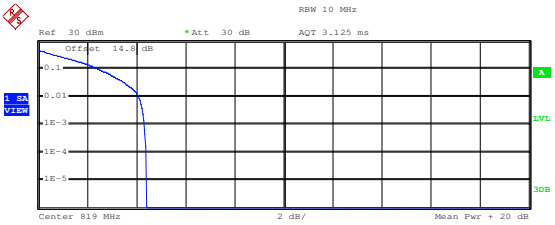

Complementary Cumulative Distribution Function (100000 samples)

Trace 1

Mean	24.19 dBm
Peak	28.60 dBm
Crest	4.42 dB
10 %	2.52 dB
1 %	4.12 dB
.1 %	4.32 dB
.01 %	4.40 dB

16QAM Middle channel-3 RB offset 3

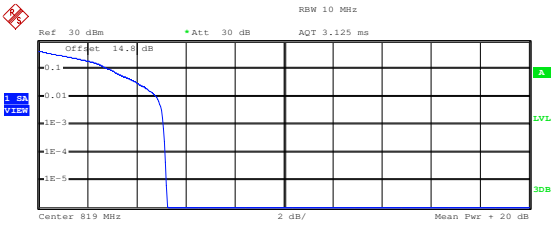

Complementary Cumulative Distribution Function (100000 samples)

Trace 1

Mean	23.51 dBm
Peak	28.74 dBm
Crest	5.24 dB
10 %	2.92 dB
1 %	4.80 dB
.1 %	5.12 dB
.01 %	5.20 dB

QPSK Middle channel-6 RB offset 0

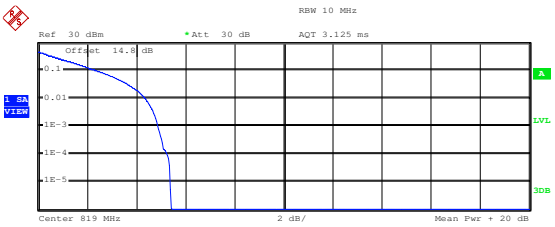

Complementary Cumulative Distribution Function (100000 samples)

Trace 1

Mean	23.13 dBm
Peak	28.53 dBm
Crest	5.40 dB
10 %	2.44 dB
1 %	4.36 dB
.1 %	4.88 dB
.01 %	5.28 dB

16QAM Middle channel-6 RB offset 0

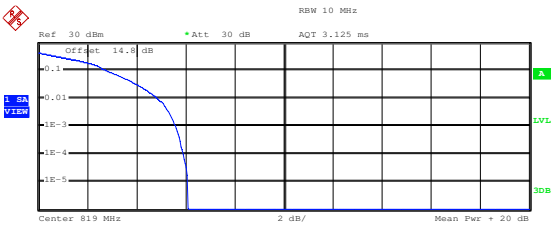

Complementary Cumulative Distribution Function (100000 samples)

Trace 1

Mean	22.14 dBm
Peak	28.25 dBm
Crest	6.11 dB
10 %	2.84 dB
1 %	4.88 dB
.1 %	5.60 dB
.01 %	5.92 dB

QPSK High channel-1 RB offset 0

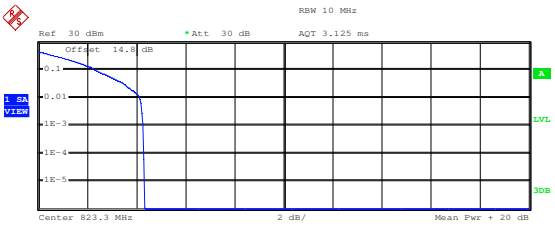

Complementary Cumulative Distribution Function (100000 samples)

Trace 1

Mean	24.22 dBm
Peak	28.53 dBm
Crest	4.31 dB
10 %	2.40 dB
1 %	4.16 dB
.1 %	4.28 dB
.01 %	4.32 dB

16QAM High channel-1 RB offset 0

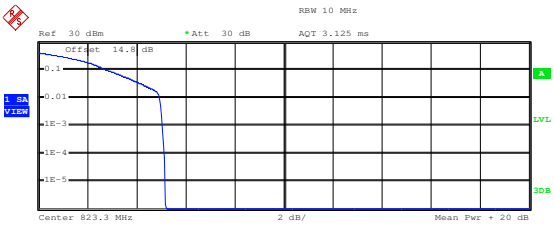

Complementary Cumulative Distribution Function (100000 samples)

Trace 1

Mean	23.06 dBm
Peak	28.25 dBm
Crest	5.19 dB
10 %	2.88 dB
1 %	4.96 dB
.1 %	5.08 dB
.01 %	5.16 dB

QPSK High channel-1 RB offset 3

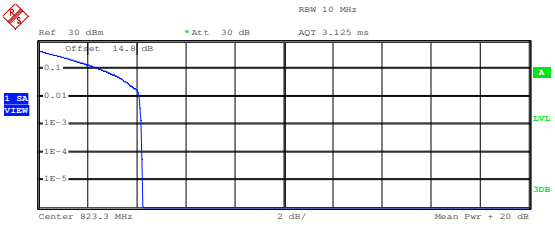

Complementary Cumulative Distribution Function (100000 samples)

Trace 1

Mean	24.37 dBm
Peak	28.60 dBm
Crest	4.23 dB
10 %	2.56 dB
1 %	4.12 dB
.1 %	4.20 dB
.01 %	4.24 dB

16QAM High channel-1 RB offset 3

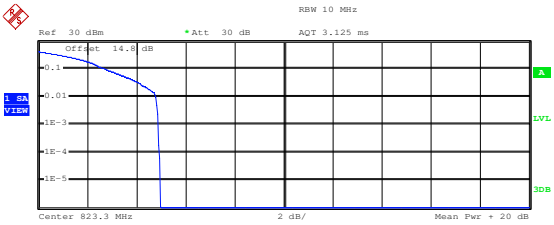

Complementary Cumulative Distribution Function (100000 samples)

Trace 1

Mean	23.20 dBm
Peak	28.18 dBm
Crest	4.98 dB
10 %	2.80 dB
1 %	4.80 dB
.1 %	4.92 dB
.01 %	4.96 dB

QPSK High channel-1 RB offset 5

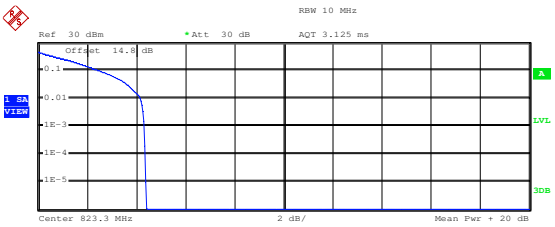

Complementary Cumulative Distribution Function (100000 samples)

Trace 1

Mean	24.17 dBm
Peak	28.60 dBm
Crest	4.43 dB
10 %	2.52 dB
1 %	4.16 dB
.1 %	4.32 dB
.01 %	4.40 dB

16QAM High channel-1 RB offset 5

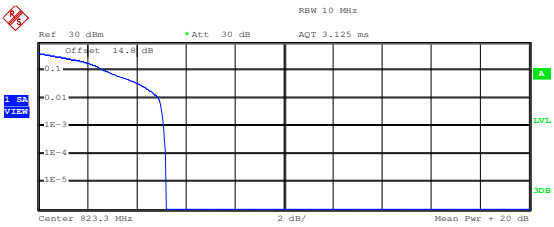

Complementary Cumulative Distribution Function (100000 samples)

Trace 1

Mean	22.88 dBm
Peak	28.11 dBm
Crest	5.22 dB
10 %	2.76 dB
1 %	4.92 dB
.1 %	5.12 dB
.01 %	5.20 dB

QPSK High channel-3 RB offset 0

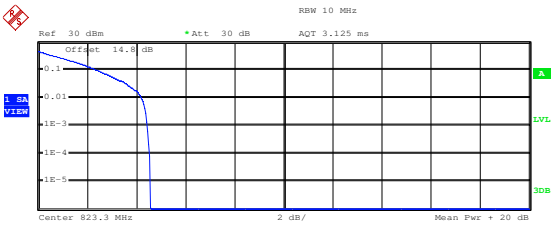

Complementary Cumulative Distribution Function (100000 samples)

Trace 1

Mean	24.15 dBm
Peak	28.74 dBm
Crest	4.59 dB
10 %	2.44 dB
1 %	4.20 dB
.1 %	4.48 dB
.01 %	4.56 dB

16QAM High channel-3 RB offset 0

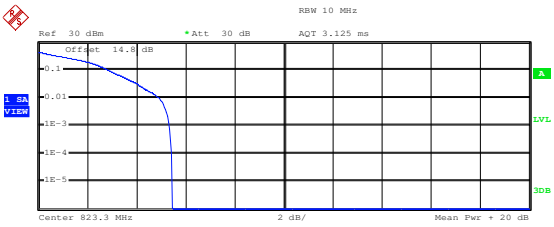

Complementary Cumulative Distribution Function (100000 samples)

Trace 1

Mean	23.36 dBm
Peak	28.81 dBm
Crest	5.45 dB
10 %	2.92 dB
1 %	4.92 dB
.1 %	5.36 dB
.01 %	5.44 dB

QPSK High channel-3 RB offset 1

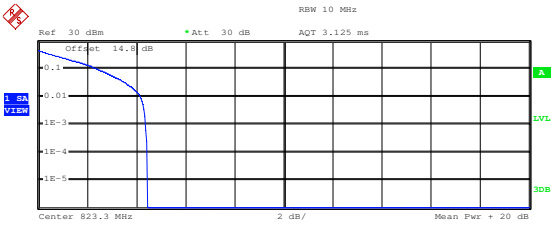

Complementary Cumulative Distribution Function (100000 samples)

Trace 1

Mean	24.14 dBm
Peak	28.60 dBm
Crest	4.46 dB
10 %	2.48 dB
1 %	4.16 dB
.1 %	4.40 dB
.01 %	4.48 dB

16QAM High channel-3 RB offset 1

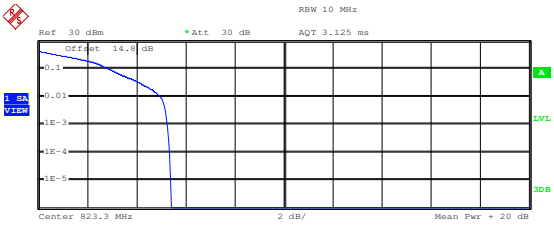

Complementary Cumulative Distribution Function (100000 samples)

Trace 1

Mean	23.42 dBm
Peak	28.81 dBm
Crest	5.40 dB
10 %	2.96 dB
1 %	5.00 dB
.1 %	5.28 dB
.01 %	5.36 dB

QPSK High channel-3 RB offset 3

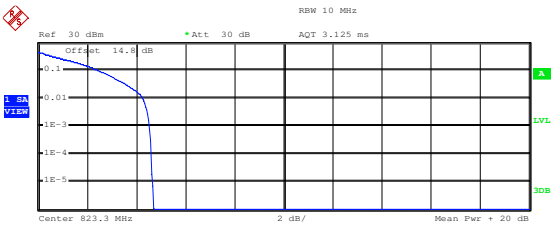

Complementary Cumulative Distribution Function (100000 samples)

Trace 1

Mean	23.98 dBm
Peak	28.67 dBm
Crest	4.70 dB
10 %	2.52 dB
1 %	4.28 dB
.1 %	4.56 dB
.01 %	4.64 dB

16QAM High channel-3 RB offset 3

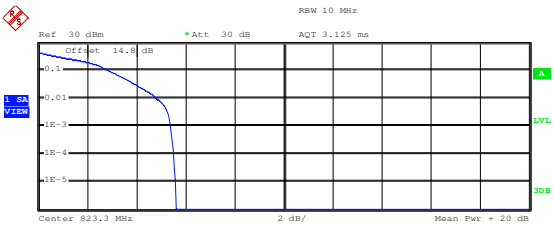

Complementary Cumulative Distribution Function (100000 samples)

Trace 1

Mean	23.34 dBm
Peak	28.95 dBm
Crest	5.62 dB
10 %	2.92 dB
1 %	4.84 dB
.1 %	5.40 dB
.01 %	5.52 dB

QPSK High channel-6 RB offset 0

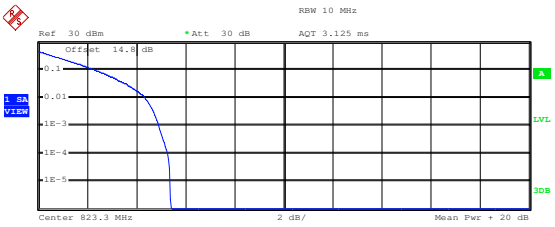

Complementary Cumulative Distribution Function (100000 samples)

Trace 1

Mean	23.14 dBm
Peak	28.53 dBm
Crest	5.39 dB
10 %	2.40 dB
1 %	4.36 dB
.1 %	4.92 dB
.01 %	5.28 dB

16QAM High channel-6 RB offset 0

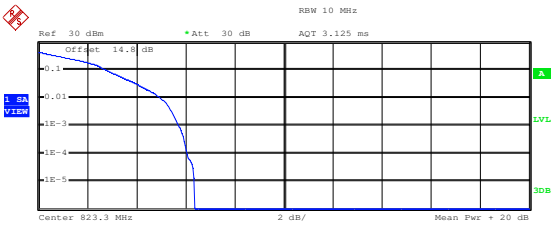

Complementary Cumulative Distribution Function (100000 samples)

Trace 1

Mean	22.01 dBm
Peak	28.39 dBm
Crest	6.38 dB
10 %	2.80 dB
1 %	5.00 dB
.1 %	5.76 dB
.01 %	6.08 dB

LTE FDD Band 26(814MHz-824MHz), Nominal Bandwidth: 3MHz

QPSK Low channel-1 RB offset 0

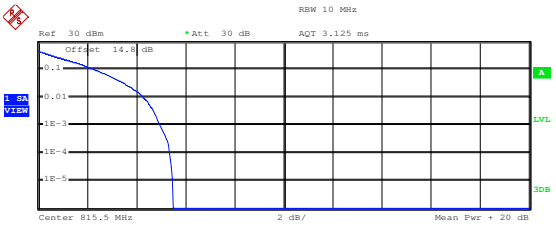

Complementary Cumulative Distribution Function (100000 samples)

Trace 1

Mean	23.24 dBm
Peak	28.74 dBm
Crest	5.50 dB
10 %	2.36 dB
1 %	4.32 dB
.1 %	4.96 dB
.01 %	5.36 dB

16QAM Low channel-1 RB offset 0

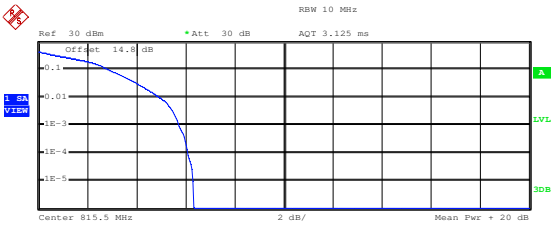

Complementary Cumulative Distribution Function (100000 samples)

Trace 1

Mean	22.41 dBm
Peak	28.74 dBm
Crest	6.33 dB
10 %	2.92 dB
1 %	4.96 dB
.1 %	5.76 dB
.01 %	6.12 dB

QPSK Low channel-1 RB offset 8

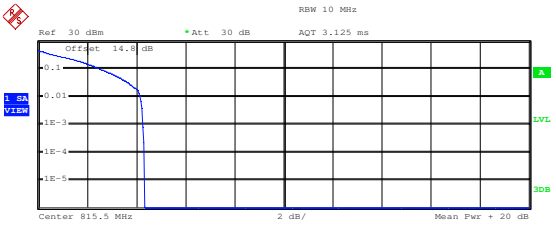

Complementary Cumulative Distribution Function (100000 samples)

Trace 1

Mean	24.61 dBm
Peak	28.95 dBm
Crest	4.35 dB
10 %	2.60 dB
1 %	4.16 dB
.1 %	4.28 dB
.01 %	4.36 dB

16QAM Low channel-1 RB offset 8

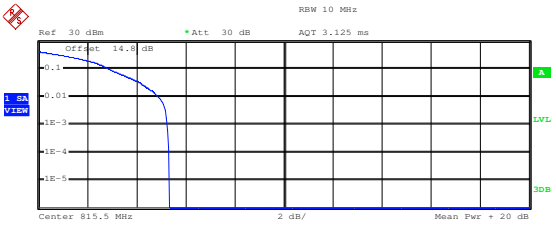

Complementary Cumulative Distribution Function (100000 samples)

Trace 1

Mean	23.28 dBm
Peak	28.60 dBm
Crest	5.32 dB
10 %	2.96 dB
1 %	4.92 dB
.1 %	5.28 dB
.01 %	5.32 dB

QPSK Low channel-1 RB offset 14

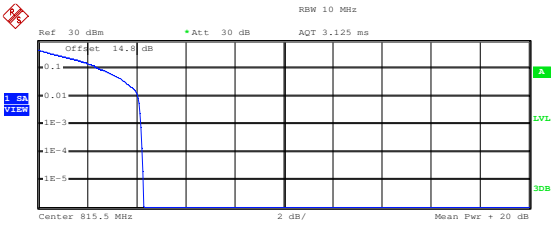

Complementary Cumulative Distribution Function (100000 samples)

Trace 1

Mean	24.43 dBm
Peak	28.74 dBm
Crest	4.31 dB
10 %	2.56 dB
1 %	4.08 dB
.1 %	4.20 dB
.01 %	4.24 dB

16QAM Low channel-1 RB offset 14

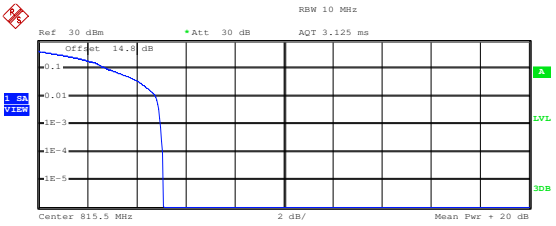

Complementary Cumulative Distribution Function (100000 samples)

Trace 1

Mean	23.43 dBm
Peak	28.53 dBm
Crest	5.10 dB
10 %	2.88 dB
1 %	4.80 dB
.1 %	5.00 dB
.01 %	5.08 dB

QPSK Low channel-8 RB offset 0

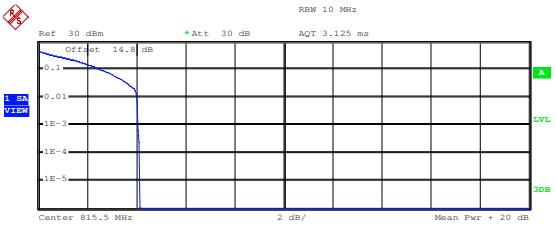

Complementary Cumulative Distribution Function (100000 samples)

	Trace 1
Mean	24.61 dBm
Peak	28.74 dBm
Crest	4.14 dB
10 %	2.60 dB
1 %	4.04 dB
.1 %	4.08 dB
.01 %	4.16 dB

16QAM Low channel-8 RB offset 0

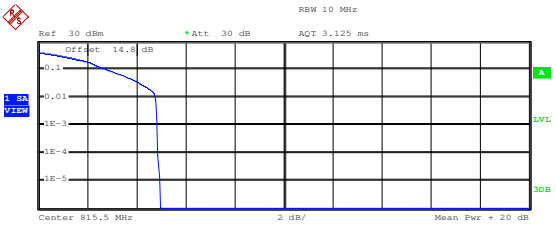

Complementary Cumulative Distribution Function (100000 samples)

	Trace 1
Mean	23.55 dBm
Peak	28.53 dBm
Crest	4.98 dB
10 %	2.84 dB
1 %	4.76 dB
.1 %	4.84 dB
.01 %	4.88 dB

QPSK Low channel-8 RB offset 4

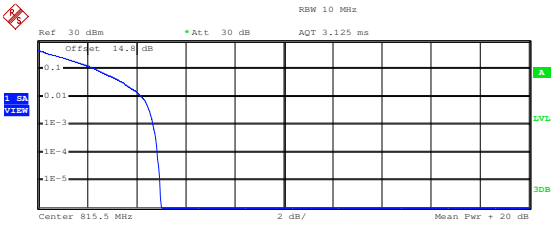

Complementary Cumulative Distribution Function (100000 samples)

	Trace 1
Mean	23.39 dBm
Peak	28.39 dBm
Crest	5.00 dB
10 %	2.36 dB
1 %	4.24 dB
.1 %	4.68 dB
.01 %	4.88 dB

16QAM Low channel-8 RB offset 4

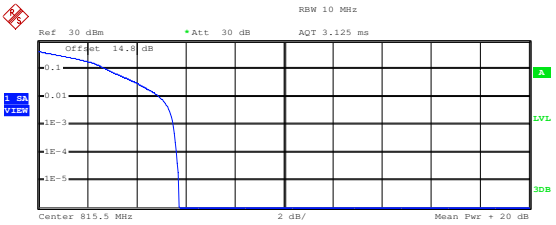

Complementary Cumulative Distribution Function (100000 samples)

	Trace 1
Mean	22.37 dBm
Peak	28.11 dBm
Crest	5.74 dB
10 %	2.80 dB
1 %	4.96 dB
.1 %	5.52 dB
.01 %	5.64 dB

QPSK Low channel-8 RB offset 7

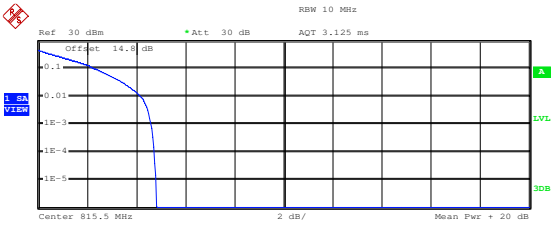

Complementary Cumulative Distribution Function (100000 samples)

	Trace 1
Mean	23.35 dBm
Peak	28.18 dBm
Crest	4.82 dB
10 %	2.36 dB
1 %	4.20 dB
.1 %	4.60 dB
.01 %	4.72 dB

16QAM Low channel-8 RB offset 7

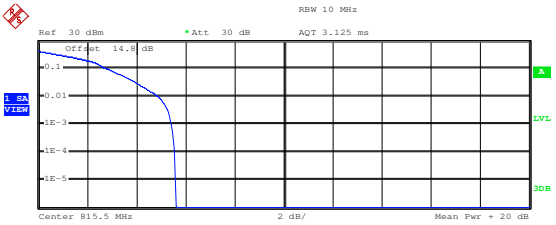

Complementary Cumulative Distribution Function (100000 samples)

	Trace 1
Mean	22.44 dBm
Peak	28.04 dBm
Crest	5.59 dB
10 %	2.84 dB
1 %	4.88 dB
.1 %	5.44 dB
.01 %	5.56 dB

QPSK Low channel-15 RB offset 0

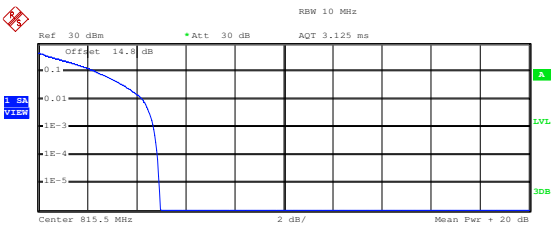

Complementary Cumulative Distribution Function (100000 samples)

	Trace 1
Mean	23.26 dBm
Peak	28.25 dBm
Crest	4.99 dB
10 %	2.40 dB
1 %	4.24 dB
.1 %	4.72 dB
.01 %	4.88 dB

16QAM Low channel-15 RB offset 0

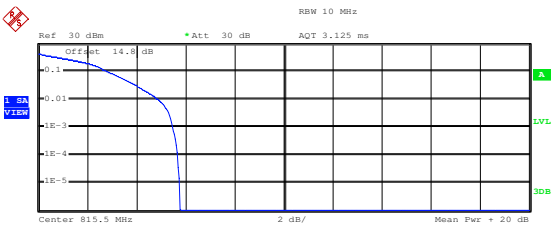

Complementary Cumulative Distribution Function (100000 samples)

	Trace 1
Mean	22.33 dBm
Peak	28.11 dBm
Crest	5.78 dB
10 %	2.88 dB
1 %	4.92 dB
.1 %	5.48 dB
.01 %	5.68 dB

QPSK Middle channel-1 RB offset 0

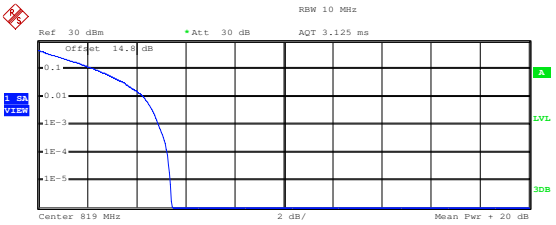

Complementary Cumulative Distribution Function (100000 samples)

	Trace 1
Mean	23.16 dBm
Peak	28.60 dBm
Crest	5.44 dB
10 %	2.36 dB
1 %	4.28 dB
.1 %	4.92 dB
.01 %	5.28 dB

16QAM Middle channel-1 RB offset 0

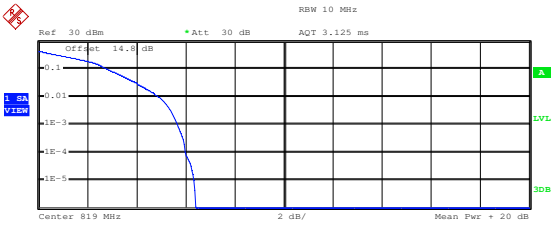

Complementary Cumulative Distribution Function (100000 samples)

	Trace 1
Mean	22.25 dBm
Peak	28.67 dBm
Crest	6.42 dB
10 %	2.88 dB
1 %	4.92 dB
.1 %	5.68 dB
.01 %	6.00 dB

QPSK Middle channel-1 RB offset 8

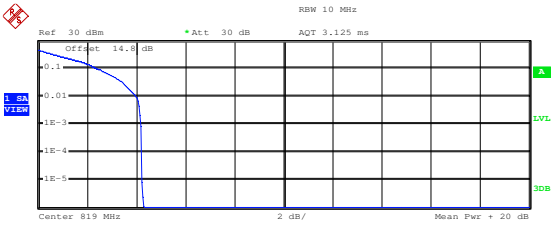

Complementary Cumulative Distribution Function (100000 samples)

	Trace 1
Mean	24.38 dBm
Peak	28.67 dBm
Crest	4.29 dB
10 %	2.48 dB
1 %	4.00 dB
.1 %	4.20 dB
.01 %	4.24 dB

16QAM Middle channel-1 RB offset 8

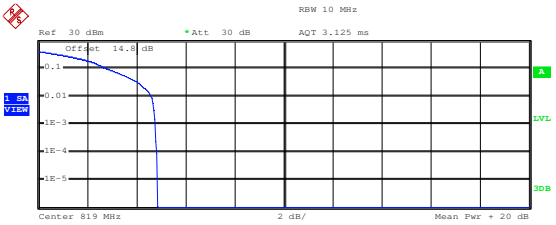

Complementary Cumulative Distribution Function (100000 samples)

	Trace 1
Mean	23.88 dBm
Peak	28.74 dBm
Crest	4.86 dB
10 %	2.88 dB
1 %	4.60 dB
.1 %	4.76 dB
.01 %	4.84 dB

QPSK Middle channel-1 RB offset 14

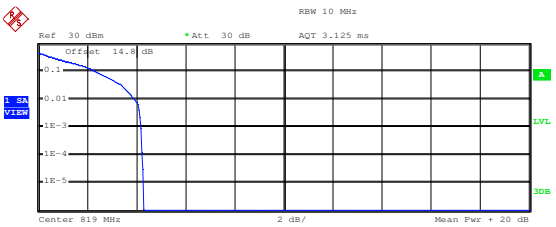

Complementary Cumulative Distribution Function (100000 samples)

Trace 1

Mean	24.10 dBm
Peak	28.39 dBm
Crest	4.28 dB
10 %	2.40 dB
1 %	3.92 dB
.1 %	4.20 dB
.01 %	4.24 dB

16QAM Middle channel-1 RB offset 14

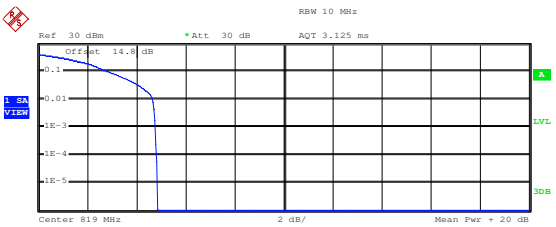

Complementary Cumulative Distribution Function (100000 samples)

Trace 1

Mean	23.48 dBm
Peak	28.32 dBm
Crest	4.84 dB
10 %	2.88 dB
1 %	4.64 dB
.1 %	4.80 dB
.01 %	4.84 dB

QPSK Middle channel-8 RB offset 0

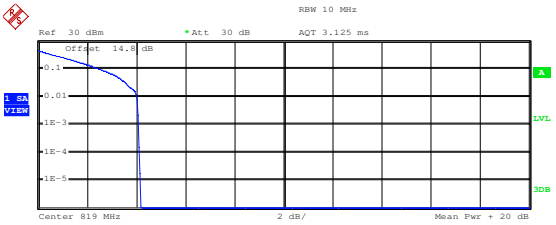

Complementary Cumulative Distribution Function (100000 samples)

Trace 1

Mean	24.16 dBm
Peak	28.32 dBm
Crest	4.16 dB
10 %	2.60 dB
1 %	4.04 dB
.1 %	4.12 dB
.01 %	4.12 dB

16QAM Middle channel-8 RB offset 0

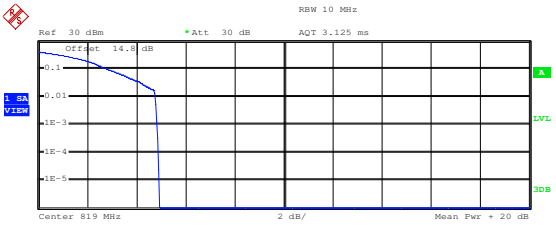

Complementary Cumulative Distribution Function (100000 samples)

Trace 1

Mean	23.30 dBm
Peak	28.25 dBm
Crest	4.95 dB
10 %	2.88 dB
1 %	4.76 dB
.1 %	4.84 dB
.01 %	4.92 dB

QPSK Middle channel-8 RB offset 4

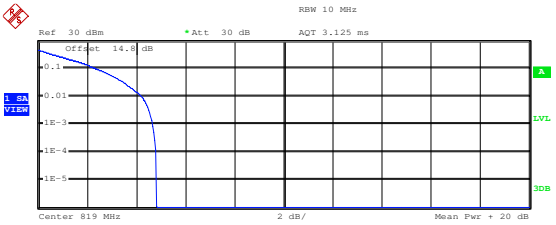

Complementary Cumulative Distribution Function (100000 samples)

Trace 1

Mean	23.21 dBm
Peak	28.04 dBm
Crest	4.83 dB
10 %	2.44 dB
1 %	4.20 dB
.1 %	4.68 dB
.01 %	4.80 dB

16QAM Middle channel-8 RB offset 4

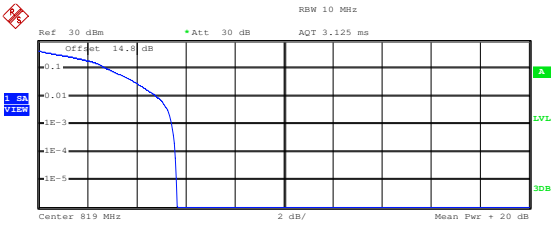

Complementary Cumulative Distribution Function (100000 samples)

Trace 1

Mean	22.22 dBm
Peak	27.90 dBm
Crest	5.67 dB
10 %	2.84 dB
1 %	4.84 dB
.1 %	5.44 dB
.01 %	5.60 dB

QPSK Middle channel-8 RB offset 7

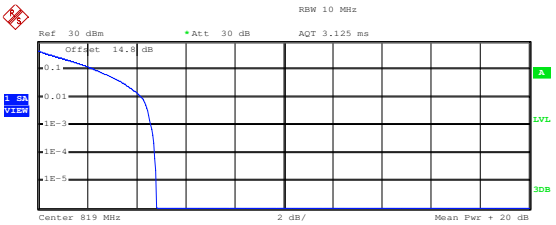

Complementary Cumulative Distribution Function (100000 samples)

	Trace 1
Mean	23.15 dBm
Peak	27.97 dBm
Crest	4.81 dB
10 %	2.36 dB
1 %	4.24 dB
.1 %	4.60 dB
.01 %	4.76 dB

16QAM Middle channel-8 RB offset 7

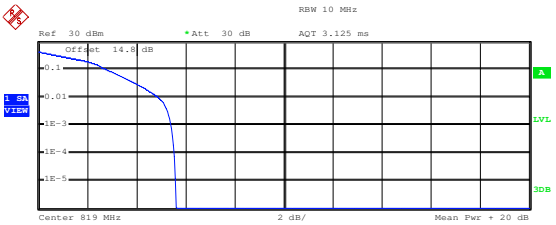

Complementary Cumulative Distribution Function (100000 samples)

	Trace 1
Mean	22.30 dBm
Peak	27.90 dBm
Crest	5.60 dB
10 %	2.84 dB
1 %	4.92 dB
.1 %	5.40 dB
.01 %	5.56 dB

QPSK Middle channel-15 RB offset 0

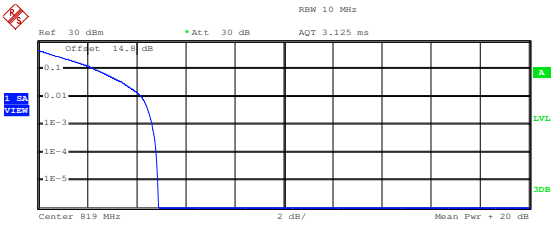

Complementary Cumulative Distribution Function (100000 samples)

	Trace 1
Mean	23.08 dBm
Peak	27.97 dBm
Crest	4.88 dB
10 %	2.36 dB
1 %	4.20 dB
.1 %	4.64 dB
.01 %	4.80 dB

16QAM Middle channel-15 RB offset 0

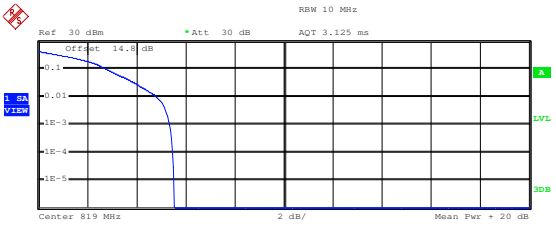

Complementary Cumulative Distribution Function (100000 samples)

	Trace 1
Mean	22.44 dBm
Peak	27.97 dBm
Crest	5.52 dB
10 %	2.80 dB
1 %	4.84 dB
.1 %	5.36 dB
.01 %	5.48 dB

QPSK High channel-1 RB offset 0

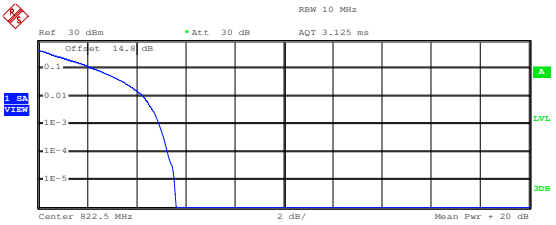

Complementary Cumulative Distribution Function (100000 samples)

	Trace 1
Mean	23.20 dBm
Peak	28.81 dBm
Crest	5.61 dB
10 %	2.32 dB
1 %	4.28 dB
.1 %	4.96 dB
.01 %	5.28 dB

16QAM High channel-1 RB offset 0

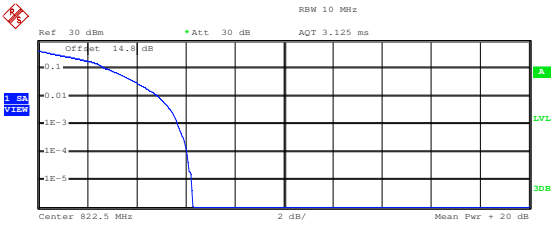

Complementary Cumulative Distribution Function (100000 samples)

	Trace 1
Mean	22.11 dBm
Peak	28.39 dBm
Crest	6.28 dB
10 %	2.84 dB
1 %	4.92 dB
.1 %	5.68 dB
.01 %	6.08 dB

QPSK High channel-1 RB offset 8

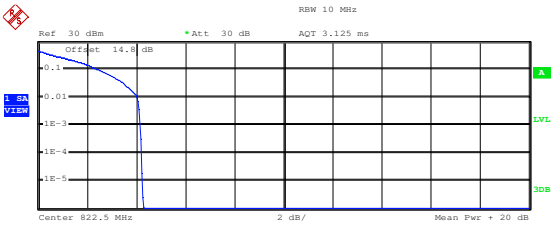

Complementary Cumulative Distribution Function (100000 samples)

Trace 1

Mean	24.39 dBm
Peak	28.67 dBm
Crest	4.28 dB
10 %	2.48 dB
1 %	4.04 dB
.1 %	4.16 dB
.01 %	4.24 dB

16QAM High channel-1 RB offset 8

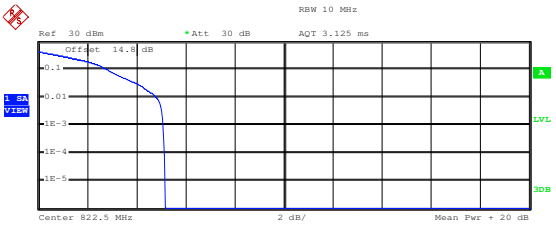

Complementary Cumulative Distribution Function (100000 samples)

Trace 1

Mean	23.34 dBm
Peak	28.53 dBm
Crest	5.19 dB
10 %	2.84 dB
1 %	4.84 dB
.1 %	5.12 dB
.01 %	5.16 dB

QPSK High channel-1 RB offset 14

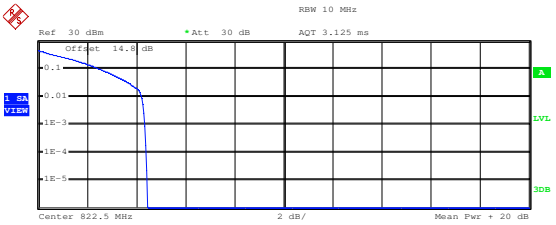

Complementary Cumulative Distribution Function (100000 samples)

Trace 1

Mean	24.20 dBm
Peak	28.67 dBm
Crest	4.47 dB
10 %	2.56 dB
1 %	4.24 dB
.1 %	4.36 dB
.01 %	4.40 dB

16QAM High channel-1 RB offset 14

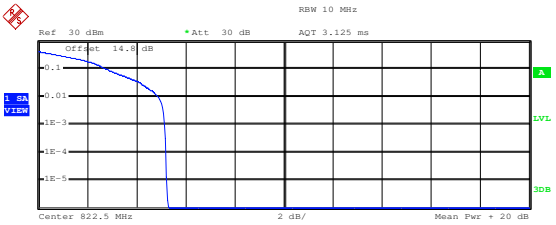

Complementary Cumulative Distribution Function (100000 samples)

Trace 1

Mean	23.18 dBm
Peak	28.46 dBm
Crest	5.28 dB
10 %	2.84 dB
1 %	4.88 dB
.1 %	5.16 dB
.01 %	5.24 dB

QPSK High channel-8 RB offset 0

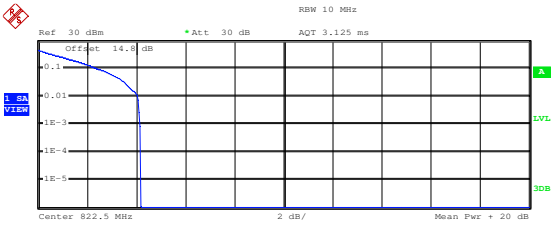

Complementary Cumulative Distribution Function (100000 samples)

Trace 1

Mean	24.27 dBm
Peak	28.46 dBm
Crest	4.19 dB
10 %	2.48 dB
1 %	4.04 dB
.1 %	4.16 dB
.01 %	4.20 dB

16QAM High channel-8 RB offset 0

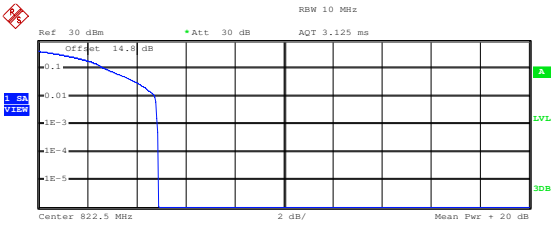

Complementary Cumulative Distribution Function (100000 samples)

Trace 1

Mean	23.34 dBm
Peak	28.25 dBm
Crest	4.91 dB
10 %	2.76 dB
1 %	4.76 dB
.1 %	4.88 dB
.01 %	4.92 dB

QPSK High channel-8 RB offset 4

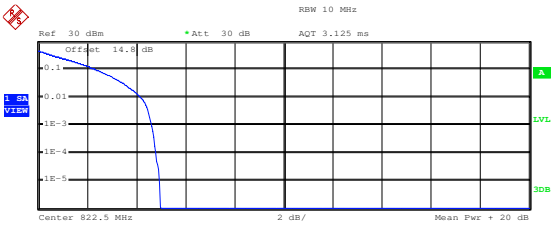

Complementary Cumulative Distribution Function (100000 samples)

	Trace 1
Mean	23.28 dBm
Peak	28.25 dBm
Crest	4.97 dB
10 %	2.40 dB
1 %	4.20 dB
.1 %	4.64 dB
.01 %	4.80 dB

16QAM High channel-8 RB offset 4

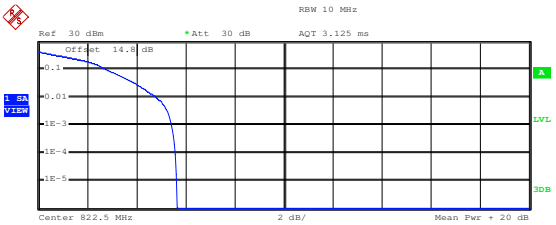

Complementary Cumulative Distribution Function (100000 samples)

	Trace 1
Mean	22.47 dBm
Peak	28.11 dBm
Crest	5.64 dB
10 %	2.84 dB
1 %	4.84 dB
.1 %	5.44 dB
.01 %	5.60 dB

QPSK High channel-8 RB offset 7

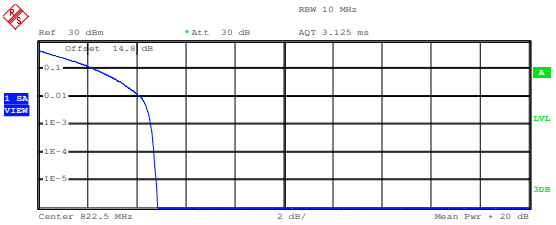

Complementary Cumulative Distribution Function (100000 samples)

	Trace 1
Mean	23.09 dBm
Peak	27.97 dBm
Crest	4.87 dB
10 %	2.36 dB
1 %	4.16 dB
.1 %	4.60 dB
.01 %	4.72 dB

16QAM High channel-8 RB offset 7

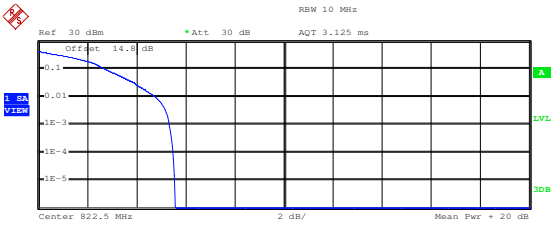

Complementary Cumulative Distribution Function (100000 samples)

	Trace 1
Mean	22.40 dBm
Peak	27.97 dBm
Crest	5.56 dB
10 %	2.80 dB
1 %	4.76 dB
.1 %	5.36 dB
.01 %	5.52 dB

QPSK High channel-15 RB offset 0

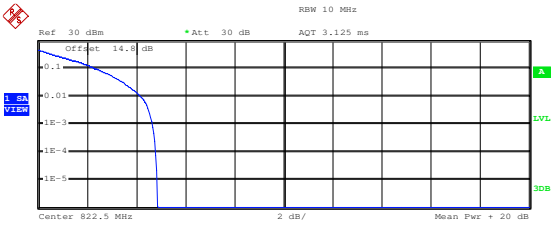

Complementary Cumulative Distribution Function (100000 samples)

	Trace 1
Mean	23.10 dBm
Peak	27.97 dBm
Crest	4.87 dB
10 %	2.40 dB
1 %	4.20 dB
.1 %	4.68 dB
.01 %	4.80 dB

16QAM High channel-15 RB offset 0

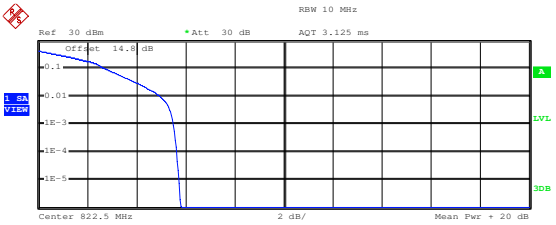

Complementary Cumulative Distribution Function (100000 samples)

	Trace 1
Mean	22.16 dBm
Peak	27.97 dBm
Crest	5.80 dB
10 %	2.76 dB
1 %	5.00 dB
.1 %	5.52 dB
.01 %	5.64 dB

LTE FDD Band 26(814MHz-824MHz), Nominal Bandwidth: 5MHz

QPSK Low channel-1 RB offset 0

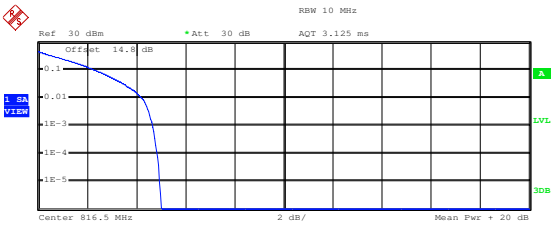

Complementary Cumulative Distribution Function (100000 samples)

	Trace 1
Mean	23.30 dBm
Peak	28.32 dBm
Crest	5.02 dB
10 %	2.40 dB
1 %	4.24 dB
.1 %	4.68 dB
.01 %	4.84 dB

16QAM Low channel-1 RB offset 0

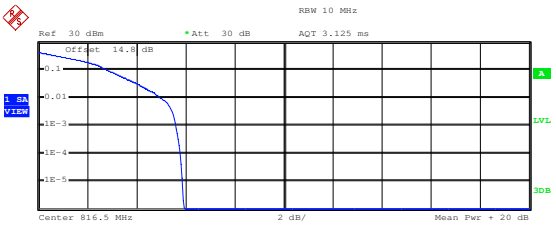

Complementary Cumulative Distribution Function (100000 samples)

	Trace 1
Mean	22.19 dBm
Peak	28.11 dBm
Crest	5.92 dB
10 %	2.88 dB
1 %	5.00 dB
.1 %	5.64 dB
.01 %	5.80 dB

QPSK Low channel-1 RB offset 12

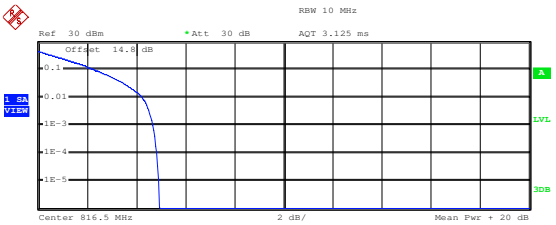

Complementary Cumulative Distribution Function (100000 samples)

	Trace 1
Mean	23.03 dBm
Peak	27.97 dBm
Crest	4.93 dB
10 %	2.36 dB
1 %	4.24 dB
.1 %	4.68 dB
.01 %	4.84 dB

16QAM Low channel-1 RB offset 12

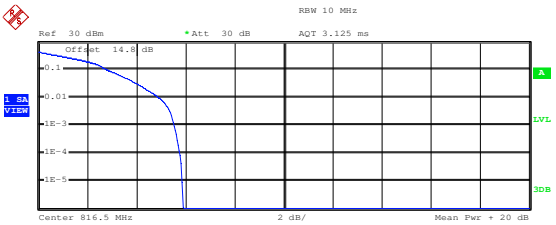

Complementary Cumulative Distribution Function (100000 samples)

	Trace 1
Mean	22.02 dBm
Peak	27.90 dBm
Crest	5.88 dB
10 %	2.88 dB
1 %	4.92 dB
.1 %	5.56 dB
.01 %	5.80 dB

QPSK Low channel-1 RB offset 24

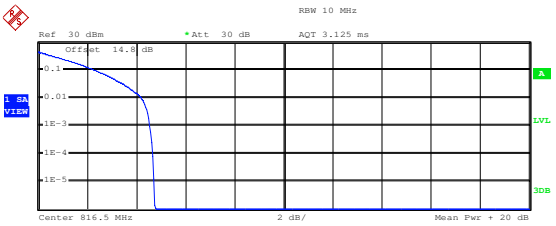

Complementary Cumulative Distribution Function (100000 samples)

	Trace 1
Mean	23.21 dBm
Peak	27.97 dBm
Crest	4.76 dB
10 %	2.36 dB
1 %	4.20 dB
.1 %	4.56 dB
.01 %	4.68 dB

16QAM Low channel-1 RB offset 24

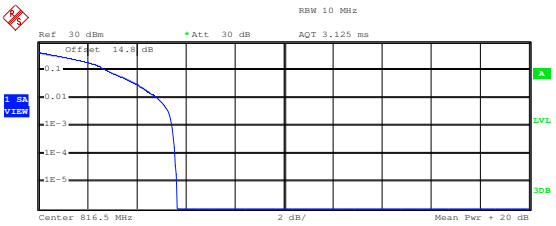

Complementary Cumulative Distribution Function (100000 samples)

	Trace 1
Mean	22.24 dBm
Peak	27.90 dBm
Crest	5.66 dB
10 %	2.84 dB
1 %	4.88 dB
.1 %	5.44 dB
.01 %	5.60 dB

QPSK Low channel-12 RB offset 0

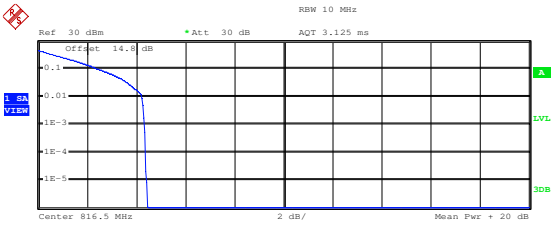

Complementary Cumulative Distribution Function (100000 samples)

Trace 1

Mean	24.14 dBm
Peak	28.60 dBm
Crest	4.46 dB
10 %	2.52 dB
1 %	4.24 dB
.1 %	4.36 dB
.01 %	4.40 dB

16QAM Low channel-12 RB offset 0

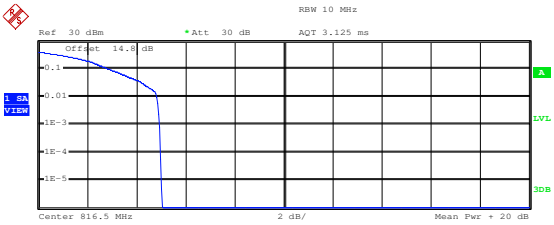

Complementary Cumulative Distribution Function (100000 samples)

Trace 1

Mean	23.68 dBm
Peak	28.74 dBm
Crest	5.06 dB
10 %	2.96 dB
1 %	4.84 dB
.1 %	4.96 dB
.01 %	5.00 dB

QPSK Low channel-12 RB offset 7

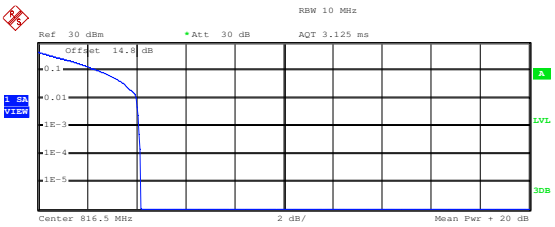

Complementary Cumulative Distribution Function (100000 samples)

Trace 1

Mean	24.50 dBm
Peak	28.67 dBm
Crest	4.17 dB
10 %	2.48 dB
1 %	4.00 dB
.1 %	4.12 dB
.01 %	4.16 dB

16QAM Low channel-12 RB offset 7

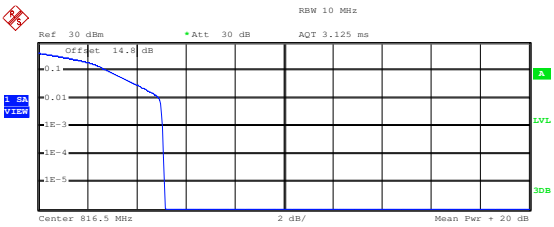

Complementary Cumulative Distribution Function (100000 samples)

Trace 1

Mean	23.35 dBm
Peak	28.53 dBm
Crest	5.18 dB
10 %	2.84 dB
1 %	4.92 dB
.1 %	5.08 dB
.01 %	5.12 dB

QPSK Low channel-12 RB offset 13

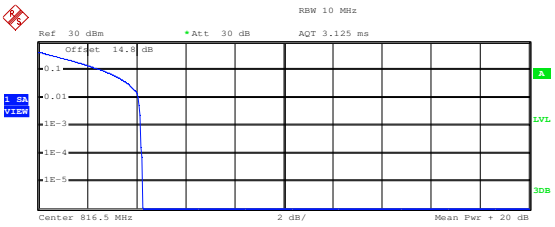

Complementary Cumulative Distribution Function (100000 samples)

Trace 1

Mean	24.06 dBm
Peak	28.32 dBm
Crest	4.26 dB
10 %	2.64 dB
1 %	4.08 dB
.1 %	4.20 dB
.01 %	4.24 dB

16QAM Low channel-12 RB offset 13

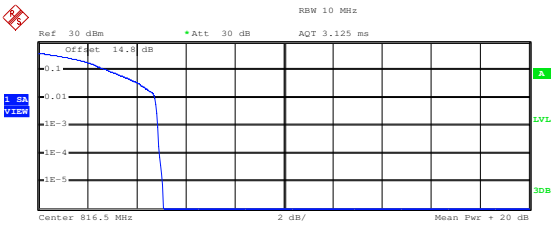

Complementary Cumulative Distribution Function (100000 samples)

Trace 1

Mean	23.22 dBm
Peak	28.32 dBm
Crest	5.10 dB
10 %	2.88 dB
1 %	4.76 dB
.1 %	4.88 dB
.01 %	4.96 dB

QPSK Low channel-25 RB offset 0

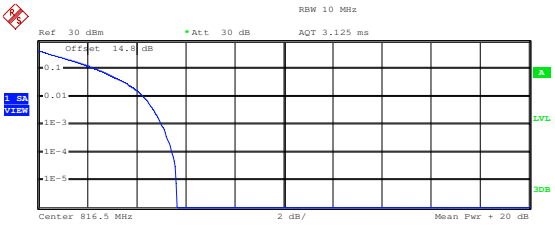

Complementary Cumulative Distribution Function (100000 samples)

Trace 1

Mean	23.17 dBm
Peak	28.81 dBm
Crest	5.64 dB
10 %	2.40 dB
1 %	4.32 dB
.1 %	5.04 dB
.01 %	5.48 dB

16QAM Low channel-25 RB offset 0

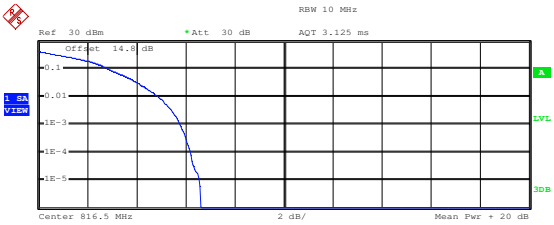

Complementary Cumulative Distribution Function (100000 samples)

Trace 1

Mean	22.11 dBm
Peak	28.74 dBm
Crest	6.63 dB
10 %	2.92 dB
1 %	4.92 dB
.1 %	5.80 dB
.01 %	6.20 dB

QPSK Middle channel-1 RB offset 0

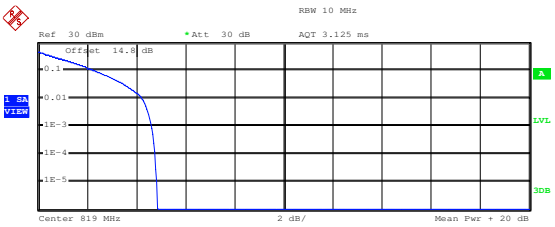

Complementary Cumulative Distribution Function (100000 samples)

Trace 1

Mean	23.25 dBm
Peak	28.11 dBm
Crest	4.86 dB
10 %	2.36 dB
1 %	4.24 dB
.1 %	4.64 dB
.01 %	4.76 dB

16QAM Middle channel-1 RB offset 0

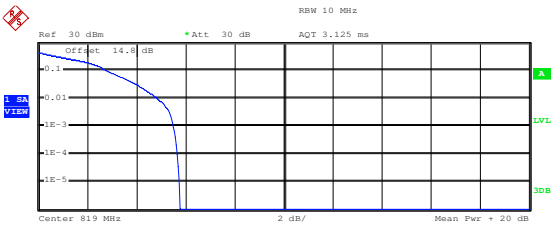

Complementary Cumulative Distribution Function (100000 samples)

Trace 1

Mean	22.11 dBm
Peak	27.90 dBm
Crest	5.79 dB
10 %	2.84 dB
1 %	4.88 dB
.1 %	5.52 dB
.01 %	5.68 dB

QPSK Middle channel-1 RB offset 12

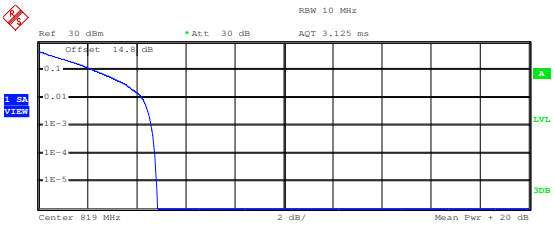

Complementary Cumulative Distribution Function (100000 samples)

Trace 1

Mean	23.05 dBm
Peak	27.90 dBm
Crest	4.85 dB
10 %	2.32 dB
1 %	4.24 dB
.1 %	4.64 dB
.01 %	4.76 dB

16QAM Middle channel-1 RB offset 12

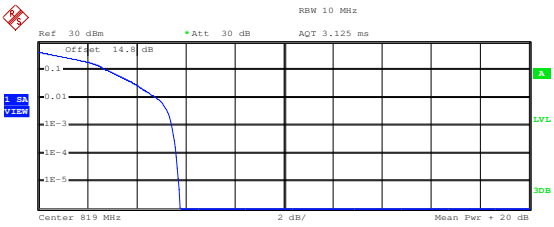

Complementary Cumulative Distribution Function (100000 samples)

Trace 1

Mean	22.04 dBm
Peak	27.82 dBm
Crest	5.79 dB
10 %	2.84 dB
1 %	4.84 dB
.1 %	5.44 dB
.01 %	5.64 dB

QPSK Middle channel-1 RB offset 24

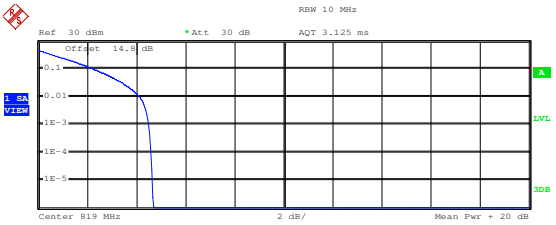

Complementary Cumulative Distribution Function (100000 samples)

Trace 1

Mean	23.08 dBm
Peak	27.75 dBm
Crest	4.68 dB
10 %	2.32 dB
1 %	4.12 dB
.1 %	4.52 dB
.01 %	4.60 dB

16QAM Middle channel-1 RB offset 24

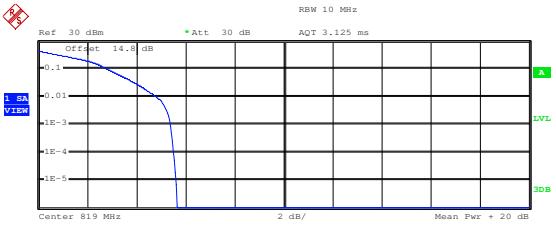

Complementary Cumulative Distribution Function (100000 samples)

Trace 1

Mean	22.10 dBm
Peak	27.75 dBm
Crest	5.65 dB
10 %	2.84 dB
1 %	4.84 dB
.1 %	5.40 dB
.01 %	5.52 dB

QPSK Middle channel-12 RB offset 0

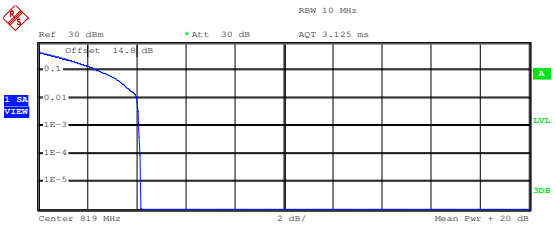

Complementary Cumulative Distribution Function (100000 samples)

Trace 1

Mean	24.49 dBm
Peak	28.67 dBm
Crest	4.18 dB
10 %	2.48 dB
1 %	4.00 dB
.1 %	4.12 dB
.01 %	4.16 dB

16QAM Middle channel-12 RB offset 0

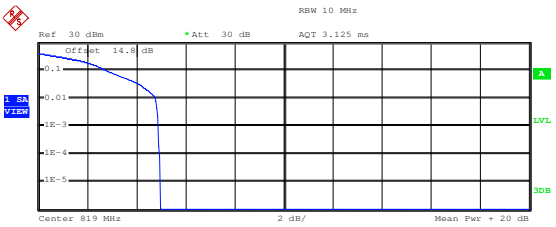

Complementary Cumulative Distribution Function (100000 samples)

Trace 1

Mean	23.41 dBm
Peak	28.39 dBm
Crest	4.98 dB
10 %	2.84 dB
1 %	4.76 dB
.1 %	4.92 dB
.01 %	4.96 dB

QPSK Middle channel-12 RB offset 7

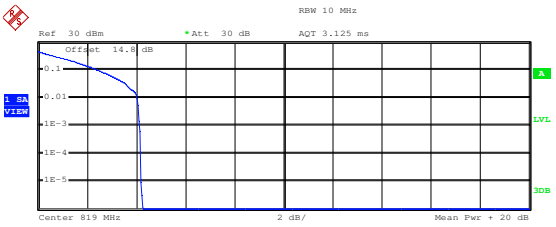

Complementary Cumulative Distribution Function (100000 samples)

Trace 1

Mean	24.13 dBm
Peak	28.39 dBm
Crest	4.25 dB
10 %	2.48 dB
1 %	4.04 dB
.1 %	4.16 dB
.01 %	4.20 dB

16QAM Middle channel-12 RB offset 7

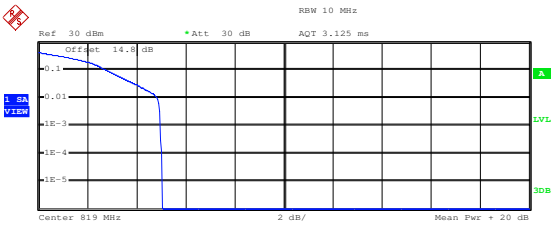

Complementary Cumulative Distribution Function (100000 samples)

Trace 1

Mean	23.19 dBm
Peak	28.25 dBm
Crest	5.06 dB
10 %	2.84 dB
1 %	4.84 dB
.1 %	5.00 dB
.01 %	5.04 dB

QPSK Middle channel-12 RB offset 13

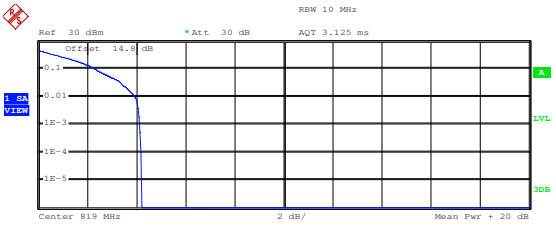

Complementary Cumulative Distribution Function (100000 samples)

Trace 1

Mean	24.23 dBm
Peak	28.46 dBm
Crest	4.23 dB
10 %	2.36 dB
1 %	3.96 dB
.1 %	4.16 dB
.01 %	4.20 dB

16QAM Middle channel-12 RB offset 13

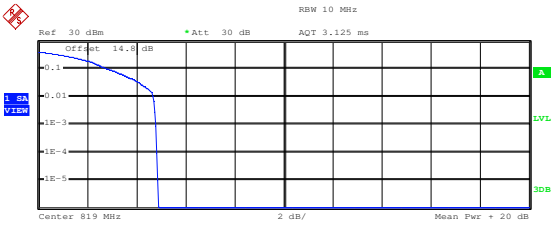

Complementary Cumulative Distribution Function (100000 samples)

Trace 1

Mean	23.27 dBm
Peak	28.18 dBm
Crest	4.90 dB
10 %	2.92 dB
1 %	4.68 dB
.1 %	4.80 dB
.01 %	4.84 dB

QPSK Middle channel-25 RB offset 0

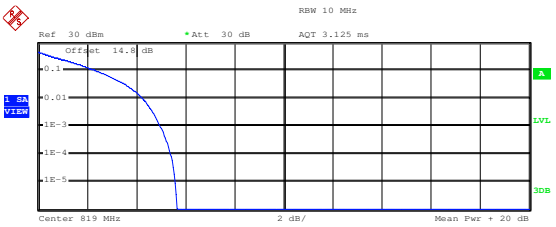

Complementary Cumulative Distribution Function (100000 samples)

Trace 1

Mean	23.16 dBm
Peak	28.81 dBm
Crest	5.65 dB
10 %	2.40 dB
1 %	4.28 dB
.1 %	5.00 dB
.01 %	5.40 dB

16QAM Middle channel-25 RB offset 0

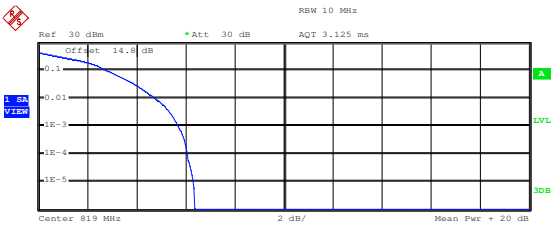

Complementary Cumulative Distribution Function (100000 samples)

Trace 1

Mean	22.21 dBm
Peak	28.60 dBm
Crest	6.39 dB
10 %	2.84 dB
1 %	4.80 dB
.1 %	5.72 dB
.01 %	6.08 dB

QPSK High channel-1 RB offset 0

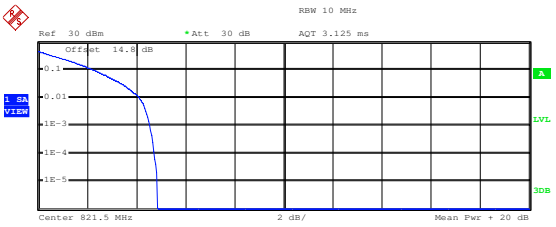

Complementary Cumulative Distribution Function (100000 samples)

Trace 1

Mean	23.24 dBm
Peak	28.11 dBm
Crest	4.87 dB
10 %	2.32 dB
1 %	4.12 dB
.1 %	4.56 dB
.01 %	4.72 dB

16QAM High channel-1 RB offset 0

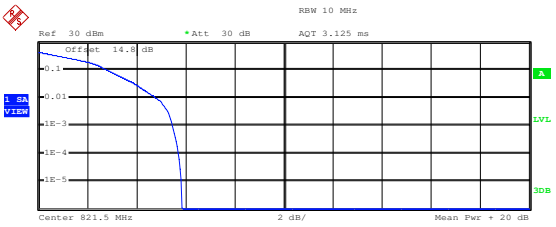

Complementary Cumulative Distribution Function (100000 samples)

Trace 1

Mean	22.18 dBm
Peak	28.04 dBm
Crest	5.86 dB
10 %	2.84 dB
1 %	4.80 dB
.1 %	5.48 dB
.01 %	5.72 dB

QPSK High channel-1 RB offset 12

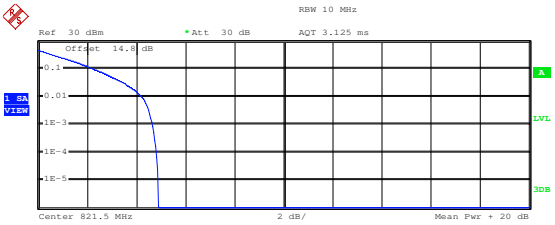

Complementary Cumulative Distribution Function (100000 samples)

Trace 1

Mean	23.00 dBm
Peak	27.90 dBm
Crest	4.89 dB
10 %	2.32 dB
1 %	4.24 dB
.1 %	4.68 dB
.01 %	4.84 dB

16QAM High channel-1 RB offset 12

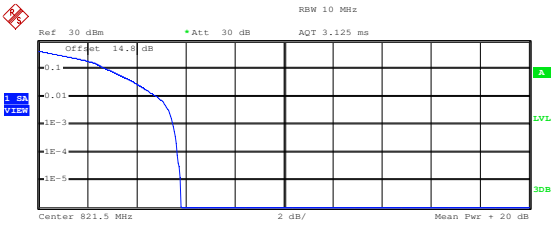

Complementary Cumulative Distribution Function (100000 samples)

Trace 1

Mean	21.93 dBm
Peak	27.75 dBm
Crest	5.82 dB
10 %	2.84 dB
1 %	4.84 dB
.1 %	5.52 dB
.01 %	5.68 dB

QPSK High channel-1 RB offset 24

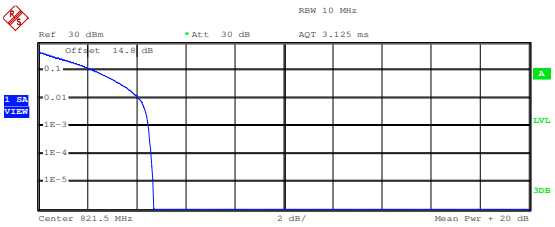

Complementary Cumulative Distribution Function (100000 samples)

Trace 1

Mean	23.13 dBm
Peak	27.82 dBm
Crest	4.69 dB
10 %	2.32 dB
1 %	4.12 dB
.1 %	4.52 dB
.01 %	4.60 dB

16QAM High channel-1 RB offset 24

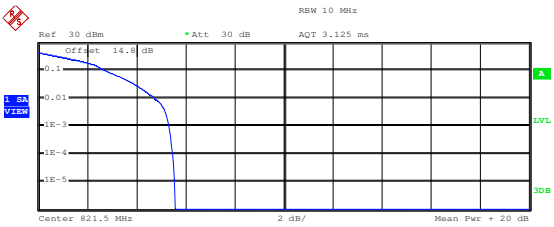

Complementary Cumulative Distribution Function (100000 samples)

Trace 1

Mean	22.19 dBm
Peak	27.75 dBm
Crest	5.56 dB
10 %	2.80 dB
1 %	4.76 dB
.1 %	5.32 dB
.01 %	5.48 dB

QPSK High channel-12 RB offset 0

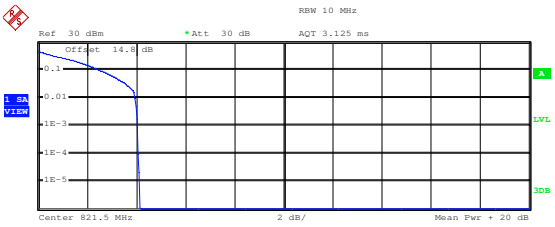

Complementary Cumulative Distribution Function (100000 samples)

Trace 1

Mean	24.41 dBm
Peak	28.53 dBm
Crest	4.12 dB
10 %	2.56 dB
1 %	3.96 dB
.1 %	4.04 dB
.01 %	4.08 dB

16QAM High channel-12 RB offset 0

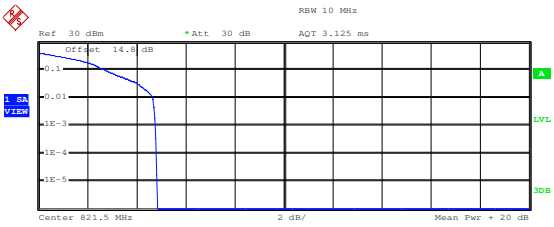

Complementary Cumulative Distribution Function (100000 samples)

Trace 1

Mean	23.52 dBm
Peak	28.39 dBm
Crest	4.87 dB
10 %	2.76 dB
1 %	4.68 dB
.1 %	4.80 dB
.01 %	4.84 dB

QPSK High channel-12 RB offset 7

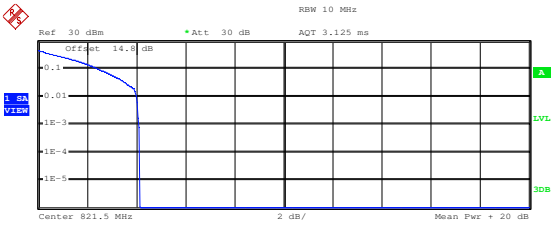

Complementary Cumulative Distribution Function (100000 samples)

Trace 1

Mean	24.39 dBm
Peak	28.53 dBm
Crest	4.14 dB
10 %	2.52 dB
1 %	4.00 dB
.1 %	4.12 dB
.01 %	4.16 dB

16QAM High channel-12 RB offset 7

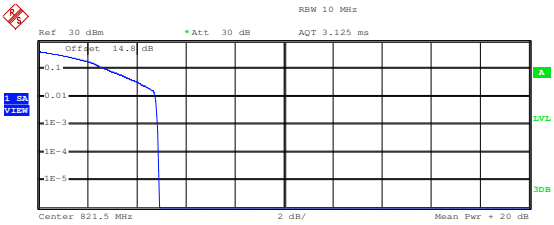

Complementary Cumulative Distribution Function (100000 samples)

Trace 1

Mean	23.41 dBm
Peak	28.32 dBm
Crest	4.91 dB
10 %	2.80 dB
1 %	4.76 dB
.1 %	4.88 dB
.01 %	4.92 dB

QPSK High channel-12 RB offset 13

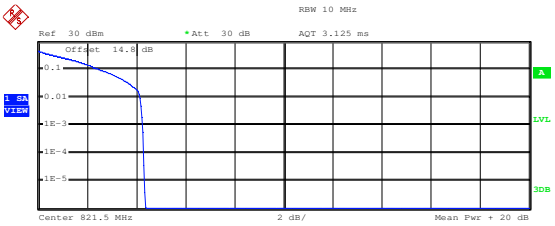

Complementary Cumulative Distribution Function (100000 samples)

Trace 1

Mean	24.17 dBm
Peak	28.53 dBm
Crest	4.36 dB
10 %	2.56 dB
1 %	4.16 dB
.1 %	4.28 dB
.01 %	4.32 dB

16QAM High channel-12 RB offset 13

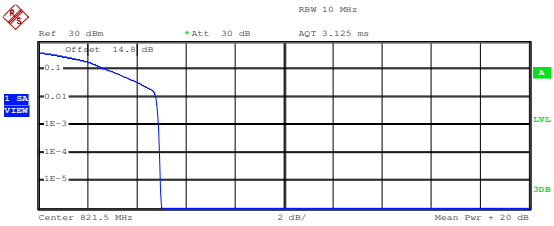

Complementary Cumulative Distribution Function (100000 samples)

Trace 1

Mean	23.26 dBm
Peak	28.25 dBm
Crest	4.99 dB
10 %	2.84 dB
1 %	4.80 dB
.1 %	4.92 dB
.01 %	4.96 dB

QPSK High channel-25 RB offset 0

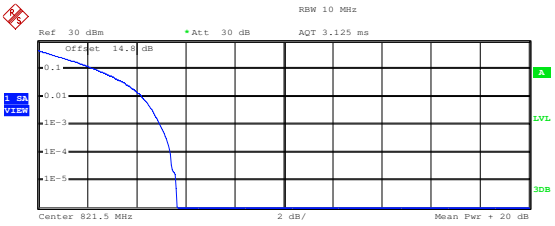

Complementary Cumulative Distribution Function (100000 samples)

Trace 1

Mean	23.17 dBm
Peak	28.81 dBm
Crest	5.65 dB
10 %	2.36 dB
1 %	4.24 dB
.1 %	4.96 dB
.01 %	5.40 dB

16QAM High channel-25 RB offset 0

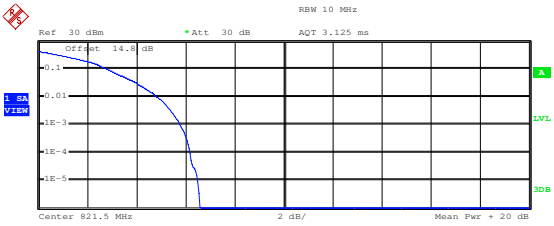

Complementary Cumulative Distribution Function (100000 samples)

Trace 1

Mean	22.24 dBm
Peak	28.81 dBm
Crest	6.57 dB
10 %	2.84 dB
1 %	4.84 dB
.1 %	5.80 dB
.01 %	6.20 dB

LTE FDD Band 26(814MHz-824MHz), Nominal Bandwidth: 10MHz

QPSK Middle channel-1 RB offset 0

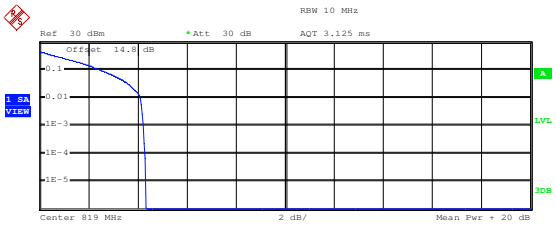

Complementary Cumulative Distribution Function (100000 samples)

	Trace 1
Mean	22.51 dBm
Peak	26.84 dBm
Crest	4.33 dB
10 %	2.56 dB
1 %	4.12 dB
.1 %	4.24 dB
.01 %	4.32 dB

16QAM Middle channel-1 RB offset 0

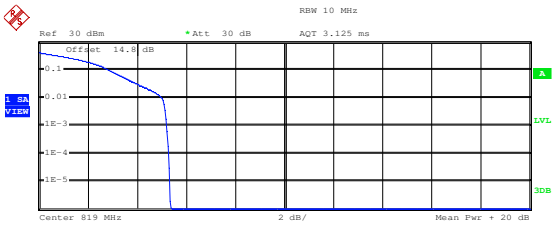

Complementary Cumulative Distribution Function (100000 samples)

	Trace 1
Mean	21.41 dBm
Peak	26.77 dBm
Crest	5.35 dB
10 %	2.88 dB
1 %	5.04 dB
.1 %	5.24 dB
.01 %	5.32 dB

QPSK Middle channel-1 RB offset 25

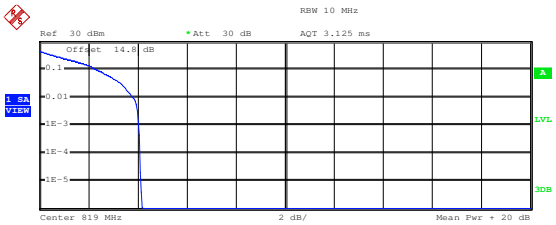

Complementary Cumulative Distribution Function (100000 samples)

	Trace 1
Mean	24.16 dBm
Peak	28.32 dBm
Crest	4.16 dB
10 %	2.36 dB
1 %	3.84 dB
.1 %	4.04 dB
.01 %	4.12 dB

16QAM Middle channel-1 RB offset 25

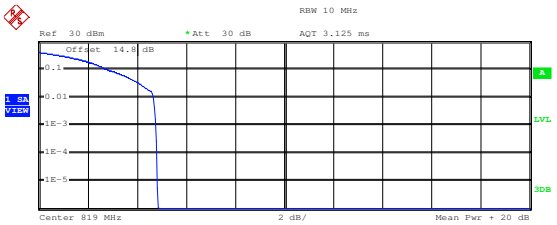

Complementary Cumulative Distribution Function (100000 samples)

	Trace 1
Mean	23.24 dBm
Peak	28.11 dBm
Crest	4.87 dB
10 %	2.88 dB
1 %	4.68 dB
.1 %	4.76 dB
.01 %	4.84 dB

QPSK Middle channel-1 RB offset 49

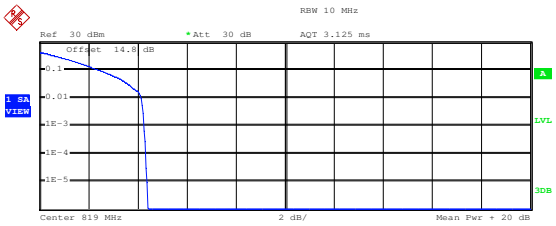

Complementary Cumulative Distribution Function (100000 samples)

	Trace 1
Mean	22.64 dBm
Peak	27.05 dBm
Crest	4.41 dB
10 %	2.52 dB
1 %	4.16 dB
.1 %	4.28 dB
.01 %	4.36 dB

16QAM Middle channel-1 RB offset 49

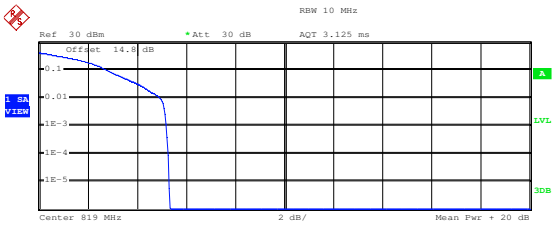

Complementary Cumulative Distribution Function (100000 samples)

	Trace 1
Mean	21.63 dBm
Peak	26.98 dBm
Crest	5.35 dB
10 %	2.84 dB
1 %	4.96 dB
.1 %	5.20 dB
.01 %	5.28 dB

QPSK Middle channel-25 RB offset 0

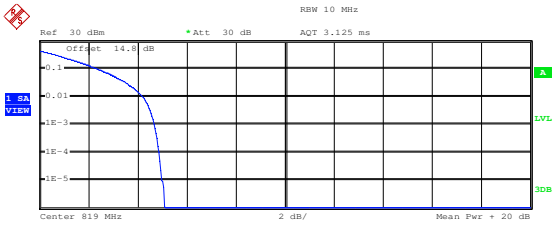

Complementary Cumulative Distribution Function (100000 samples)

Trace 1

Mean	23.00 dBm
Peak	28.11 dBm
Crest	5.11 dB
10 %	2.44 dB
1 %	4.20 dB
.1 %	4.68 dB
.01 %	4.88 dB

16QAM Middle channel-25 RB offset 0

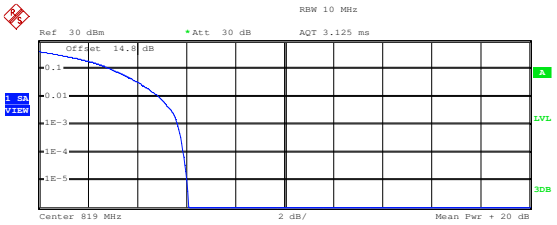

Complementary Cumulative Distribution Function (100000 samples)

Trace 1

Mean	21.94 dBm
Peak	28.04 dBm
Crest	6.10 dB
10 %	3.00 dB
1 %	4.88 dB
.1 %	5.68 dB
.01 %	5.88 dB

QPSK Middle channel-25 RB offset 12

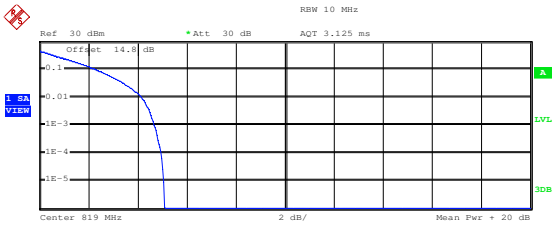

Complementary Cumulative Distribution Function (100000 samples)

Trace 1

Mean	23.16 dBm
Peak	28.25 dBm
Crest	5.09 dB
10 %	2.36 dB
1 %	4.16 dB
.1 %	4.68 dB
.01 %	4.96 dB

16QAM Middle channel-25 RB offset 12

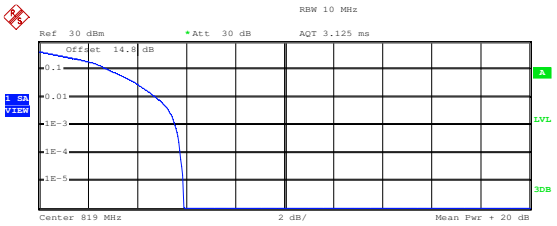

Complementary Cumulative Distribution Function (100000 samples)

Trace 1

Mean	22.20 dBm
Peak	28.11 dBm
Crest	5.91 dB
10 %	2.88 dB
1 %	4.80 dB
.1 %	5.56 dB
.01 %	5.76 dB

QPSK Middle channel-25 RB offset25

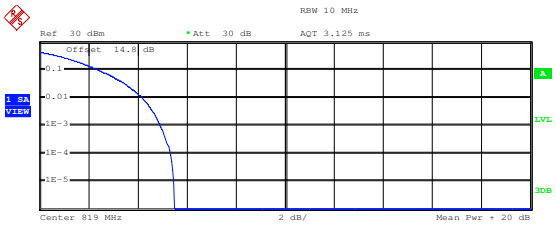

Complementary Cumulative Distribution Function (100000 samples)

Trace 1

Mean	22.88 dBm
Peak	28.39 dBm
Crest	5.51 dB
10 %	2.48 dB
1 %	4.20 dB
.1 %	4.96 dB
.01 %	5.36 dB

16QAM Middle channel-25 RB offset25

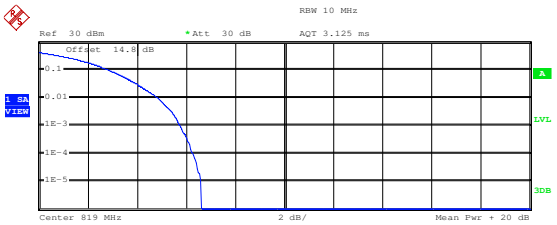

Complementary Cumulative Distribution Function (100000 samples)

Trace 1

Mean	21.97 dBm
Peak	28.60 dBm
Crest	6.63 dB
10 %	2.92 dB
1 %	4.84 dB
.1 %	5.76 dB
.01 %	6.28 dB

QPSK Middle channel-50 RB offset 0

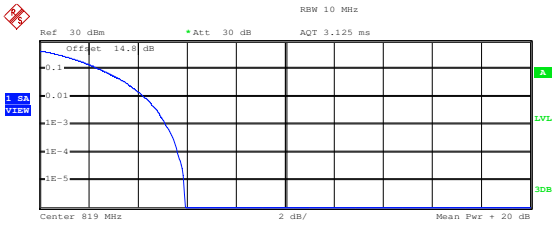

Complementary Cumulative Distribution Function (100000 samples)

	Trace 1
Mean	23.03 dBm
Peak	28.95 dBm
Crest	5.92 dB
10 %	2.48 dB
1 %	4.28 dB
.1 %	5.16 dB
.01 %	5.64 dB

16QAM Middle channel-50 RB offset 0

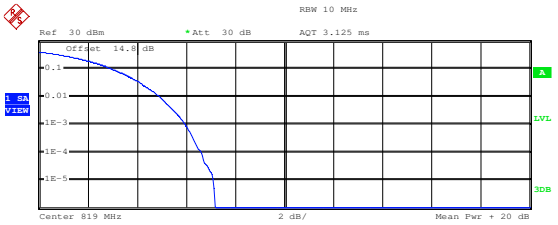

Complementary Cumulative Distribution Function (100000 samples)

	Trace 1
Mean	21.91 dBm
Peak	29.09 dBm
Crest	7.18 dB
10 %	3.04 dB
1 %	4.96 dB
.1 %	6.00 dB
.01 %	6.64 dB

LTE FDD Band 26(814MHz-824MHz), Nominal Bandwidth: 15MHz

QPSK Low channel-1 RB offset 0

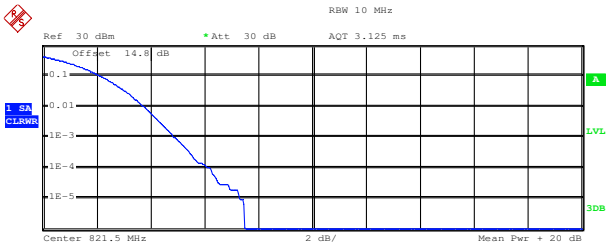

Complementary Cumulative Distribution Function (100000 samples)

	Trace 1
Mean	-18.21 dBm
Peak	-10.70 dBm
Crest	7.51 dB
10 %	2.20 dB
1 %	3.76 dB
.1 %	4.92 dB
.01 %	6.20 dB

16QAM Low channel-1 RB offset 0

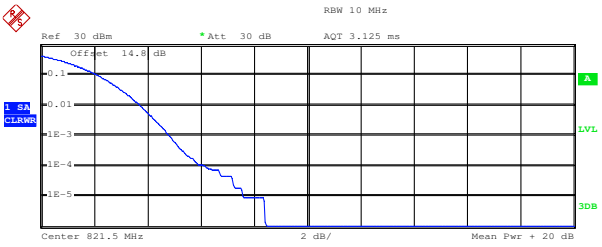

Complementary Cumulative Distribution Function (100000 samples)

	Trace 1
Mean	-18.07 dBm
Peak	-9.64 dBm
Crest	8.43 dB
10 %	2.16 dB
1 %	3.72 dB
.1 %	4.84 dB
.01 %	6.20 dB

QPSK Low channel-1 RB offset 25

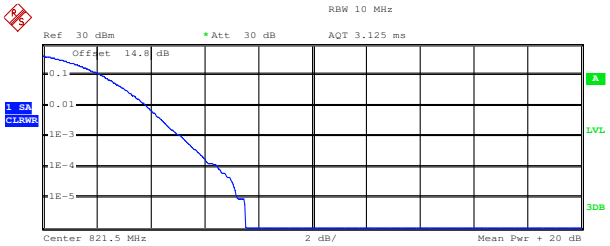

Complementary Cumulative Distribution Function (100000 samples)

	Trace 1
Mean	-18.32 dBm
Peak	-10.77 dBm
Crest	7.55 dB
10 %	2.20 dB
1 %	3.84 dB
.1 %	5.16 dB
.01 %	6.52 dB

16QAM Low channel-1 RB offset 25

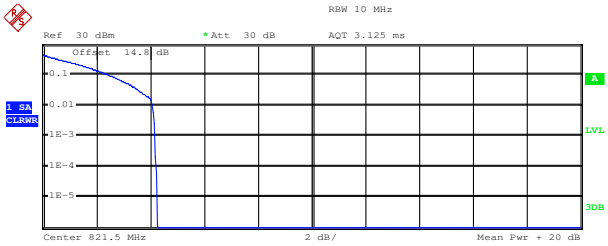

Complementary Cumulative Distribution Function (100000 samples)

	Trace 1
Mean	24.14 dBm
Peak	28.39 dBm
Crest	4.25 dB
10 %	2.52 dB
1 %	4.08 dB
.1 %	4.20 dB
.01 %	4.24 dB

QPSK Low channel-1 RB offset 49

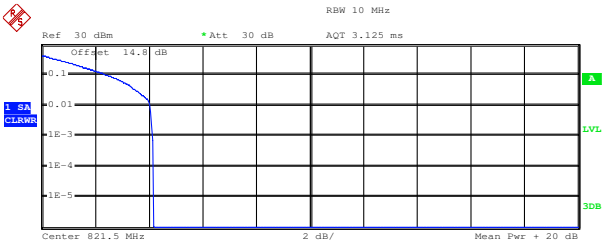

Complementary Cumulative Distribution Function (100000 samples)

	Trace 1
Mean	24.22 dBm
Peak	28.39 dBm
Crest	4.17 dB
10 %	2.52 dB
1 %	4.04 dB
.1 %	4.16 dB
.01 %	4.20 dB

16QAM Low channel-1 RB offset 49

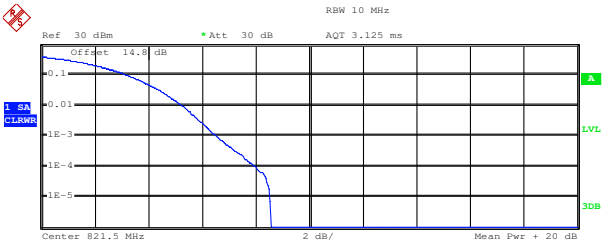

Complementary Cumulative Distribution Function (100000 samples)

	Trace 1
Mean	-10.66 dBm
Peak	-2.09 dBm
Crest	8.57 dB
10 %	3.28 dB
1 %	5.28 dB
.1 %	6.56 dB
.01 %	8.00 dB

QPSK Low channel-25 RB offset 0

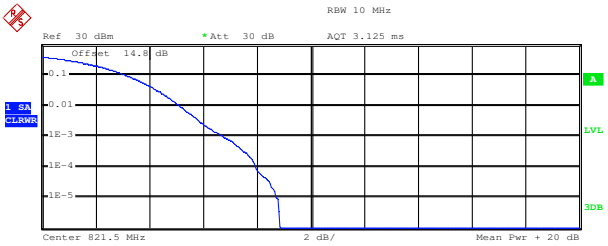

Complementary Cumulative Distribution Function (100000 samples)

	Trace 1
Mean	-10.51 dBm
Peak	-1.67 dBm
Crest	8.85 dB
10 %	3.20 dB
1 %	5.16 dB
.1 %	6.80 dB
.01 %	7.96 dB

16QAM Low channel-25 RB offset 0

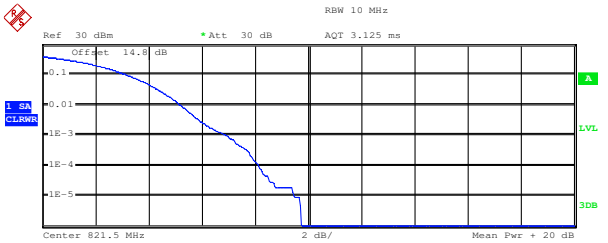

Complementary Cumulative Distribution Function (100000 samples)

	Trace 1
Mean	-10.27 dBm
Peak	-0.54 dBm
Crest	9.73 dB
10 %	3.24 dB
1 %	5.24 dB
.1 %	6.96 dB
.01 %	8.16 dB

QPSK Low channel-25 RB offset 12

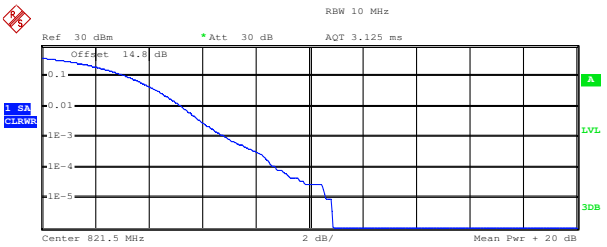

Complementary Cumulative Distribution Function (100000 samples)

	Trace 1
Mean	-10.50 dBm
Peak	0.38 dBm
Crest	10.88 dB
10 %	3.24 dB
1 %	5.28 dB
.1 %	6.92 dB
.01 %	8.76 dB

16QAM Low channel-25 RB offset 12

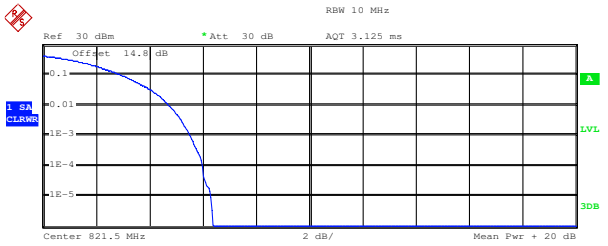

Complementary Cumulative Distribution Function (100000 samples)

	Trace 1
Mean	21.59 dBm
Peak	27.97 dBm
Crest	6.37 dB
10 %	3.00 dB
1 %	4.76 dB
.1 %	5.56 dB
.01 %	6.00 dB

QPSK Low channel-25 RB offset25

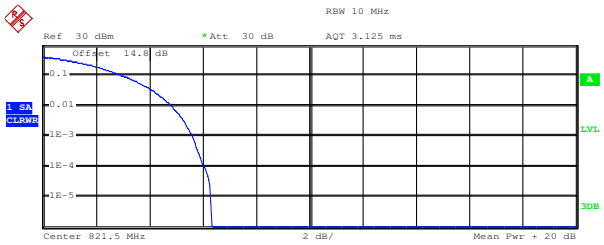

Complementary Cumulative Distribution Function (100000 samples)

	Trace 1
Mean	21.57 dBm
Peak	27.90 dBm
Crest	6.32 dB
10 %	3.08 dB
1 %	4.84 dB
.1 %	5.64 dB
.01 %	6.08 dB

16QAM Low channel-25 RB offset25

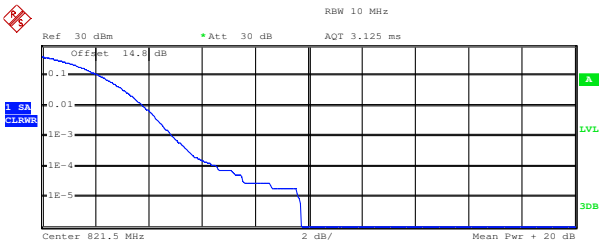

Complementary Cumulative Distribution Function (100000 samples)

	Trace 1
Mean	-18.32 dBm
Peak	-8.58 dBm
Crest	9.74 dB
10 %	2.20 dB
1 %	3.84 dB
.1 %	4.92 dB
.01 %	6.60 dB

QPSK Low channel-50 RB offset 0

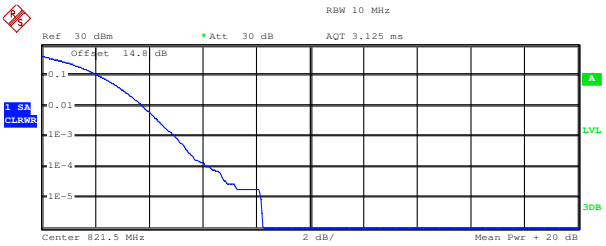

Complementary Cumulative Distribution Function (100000 samples)

	Trace 1
Mean	-18.24 dBm
Peak	-9.99 dBm
Crest	8.25 dB
10 %	2.20 dB
1 %	3.80 dB
.1 %	5.00 dB
.01 %	6.32 dB

16QAM Low channel-50 RB offset 0

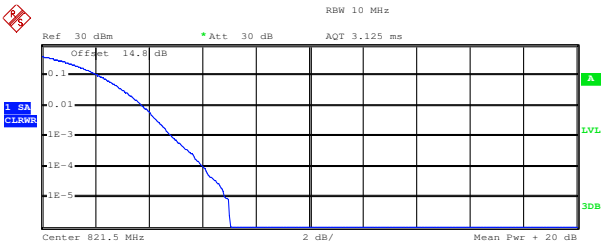

Complementary Cumulative Distribution Function (100000 samples)

	Trace 1
Mean	-18.23 dBm
Peak	-11.19 dBm
Crest	7.04 dB
10 %	2.20 dB
1 %	3.80 dB
.1 %	4.88 dB
.01 %	6.08 dB