LTE TDD Band 38, Nominal Bandwidth: 5.0MHz						
Modulation	Channel	RB Configuration		Test result (dB)	Limit (dB)	Verdict
		Size	Offset			
QPSK	LCH	1	0	9.44	13	Pass
		1	12	6.68	13	Pass
		1	24	7.92	13	Pass
		12	0	9.08	13	Pass
		12	7	7.48	13	Pass
		12	13	7.76	13	Pass
		25	0	9.16	13	Pass
	MCH	1	0	6.84	13	Pass
		1	12	7.92	13	Pass
		1	24	6.84	13	Pass
		12	0	7.88	13	Pass
		12	7	7.08	13	Pass
		12	13	8.52	13	Pass
		25	0	7.64	13	Pass
	HCH	1	0	9.72	13	Pass
		1	12	9.04	13	Pass
		1	24	7.92	13	Pass
		12	0	8.72	13	Pass
		12	7	7.04	13	Pass
		12	13	7.52	13	Pass
		25	0	7.28	13	Pass
16QAM	LCH	1	0	9.2	13	Pass
		1	12	7.4	13	Pass
		1	24	7.4	13	Pass
		12	0	7.92	13	Pass
		12	7	8.32	13	Pass
		12	13	9.24	13	Pass
		25	0	8.88	13	Pass
	MCH	1	0	7.48	13	Pass
		1	12	7.68	13	Pass
		1	24	7.68	13	Pass
		12	0	8.76	13	Pass
		12	7	7.8	13	Pass
		12	13	9.28	13	Pass
		25	0	8.32	13	Pass
	HCH	1	0	8.68	13	Pass
		1	12	7.52	13	Pass
		1	24	9.64	13	Pass
		12	0	9.88	13	Pass
		12	7	8.52	13	Pass
		12	13	9.96	13	Pass
		25	0	8.12	13	Pass

LTE TDD Band 38, Nominal Bandwidth: 10.0MHz						
Modulation	Channel	RB Configuration		Test result (dB)	Limit (dB)	Verdict
		Size	Offset			
QPSK	LCH	1	0	9.68	13	Pass
		1	25	6.76	13	Pass
		1	49	6.8	13	Pass
		25	0	7.52	13	Pass
		25	12	8.56	13	Pass
		25	25	7.2	13	Pass
		50	0	7.2	13	Pass
	MCH	1	0	9.24	13	Pass
		1	25	6.8	13	Pass
		1	49	7.04	13	Pass
		25	0	7.68	13	Pass
		25	12	7.04	13	Pass
		25	25	9.4	13	Pass
		50	0	9.56	13	Pass
	HCH	1	0	7.64	13	Pass
		1	25	8.08	13	Pass
		1	49	6.76	13	Pass
		25	0	6.92	13	Pass
		25	12	7.12	13	Pass
		25	25	7.56	13	Pass
		50	0	7.28	13	Pass
16QAM	LCH	1	0	8.32	13	Pass
		1	25	7.2	13	Pass
		1	49	8.64	13	Pass
		25	0	7.76	13	Pass
		25	12	7.8	13	Pass
		25	25	7.88	13	Pass
		50	0	8.36	13	Pass
	MCH	1	0	8.44	13	Pass
		1	25	7.4	13	Pass
		1	49	8.72	13	Pass
		25	0	8	13	Pass
		25	12	9.48	13	Pass
		25	25	7.96	13	Pass
		50	0	8.2	13	Pass
	HCH	1	0	9.44	13	Pass
		1	25	7.64	13	Pass
		1	49	9.12	13	Pass
		25	0	7.8	13	Pass
		25	12	9.36	13	Pass
		25	25	8.2	13	Pass
		50	0	8.68	13	Pass

LTE TDD Band 38, Nominal Bandwidth: 15.0MHz						
Modulation	Channel	RB Configuration		Test result (dB)	Limit (dB)	Verdict
		Size	Offset			
QPSK	LCH	1	0	8.76	13	Pass
		1	37	8	13	Pass
		1	74	8.92	13	Pass
		36	0	8.4	13	Pass
		36	20	8.4	13	Pass
		36	39	8.28	13	Pass
		75	0	7.64	13	Pass
	MCH	1	0	6.84	13	Pass
		1	37	6.68	13	Pass
		1	74	9.24	13	Pass
		36	0	7.16	13	Pass
		36	20	9.64	13	Pass
		36	39	8.36	13	Pass
		75	0	7.64	13	Pass
	HCH	1	0	7	13	Pass
		1	37	6.72	13	Pass
		1	74	9.48	13	Pass
		36	0	6.92	13	Pass
		36	20	7.76	13	Pass
		36	39	7.48	13	Pass
		75	0	8.28	13	Pass
16QAM	LCH	1	0	6.68	13	Pass
		1	37	7.6	13	Pass
		1	74	9.16	13	Pass
		36	0	9.32	13	Pass
		36	20	7.96	13	Pass
		36	39	8.36	13	Pass
		75	0	8.52	13	Pass
	MCH	1	0	7.44	13	Pass
		1	37	8.44	13	Pass
		1	74	9.32	13	Pass
		36	0	8.08	13	Pass
		36	20	8.08	13	Pass
		36	39	8.84	13	Pass
		75	0	9.56	13	Pass
	HCH	1	0	7.08	13	Pass
		1	37	7.4	13	Pass
		1	74	9.96	13	Pass
		36	0	8.44	13	Pass
		36	20	9.08	13	Pass
		36	39	9.04	13	Pass
		75	0	8.52	13	Pass

LTE TDD Band 38, Nominal Bandwidth: 20.0MHz						
Modulation	Channel	RB Configuration		Test result (dB)	Limit (dB)	Verdict
		Size	Offset			
QPSK	LCH	1	0	7.36	13	Pass
		1	50	6.56	13	Pass
		1	99	8.2	13	Pass
		50	0	7.68	13	Pass
		50	25	7.16	13	Pass
		50	50	8.36	13	Pass
		100	0	8	13	Pass
	MCH	1	0	7.24	13	Pass
		1	50	8.2	13	Pass
		1	99	8.72	13	Pass
		50	0	8.84	13	Pass
		50	25	7.2	13	Pass
		50	50	8.52	13	Pass
		100	0	9.16	13	Pass
	HCH	1	0	8.4	13	Pass
		1	50	7.8	13	Pass
		1	99	8.36	13	Pass
		50	0	7.68	13	Pass
		50	25	7.16	13	Pass
		50	50	9.2	13	Pass
		100	0	8.04	13	Pass
16QAM	LCH	1	0	6.8	13	Pass
		1	50	7.48	13	Pass
		1	99	7.44	13	Pass
		50	0	8.56	13	Pass
		50	25	9.36	13	Pass
		50	50	8.76	13	Pass
		100	0	9.4	13	Pass
	MCH	1	0	8.04	13	Pass
		1	50	8.28	13	Pass
		1	99	8.36	13	Pass
		50	0	9.4	13	Pass
		50	25	8.04	13	Pass
		50	50	8.96	13	Pass
		100	0	8.84	13	Pass
	HCH	1	0	7.64	13	Pass
		1	50	7.64	13	Pass
		1	99	9.76	13	Pass
		50	0	8.64	13	Pass
		50	25	8.6	13	Pass
		50	50	8.68	13	Pass
		100	0	9.2	13	Pass

LTE TDD Band 38, Nominal Bandwidth: 5MHz

QPSK Low channel-1 RB offset 0

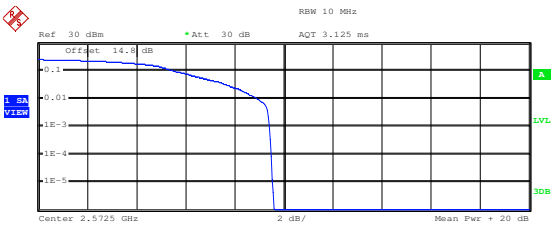

Complementary Cumulative Distribution Function (100000 samples)

Trace 1

Mean	18.99 dBm
Peak	28.60 dBm
Crest	9.61 dB
10 %	5.68 dB
1 %	8.96 dB
.1 %	9.44 dB
.01 %	9.52 dB

16QAM Low channel-1 RB offset 0

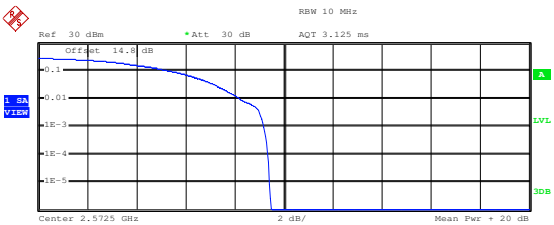

Complementary Cumulative Distribution Function (100000 samples)

Trace 1

Mean	19.12 dBm
Peak	28.60 dBm
Crest	9.48 dB
10 %	5.52 dB
1 %	8.24 dB
.1 %	9.20 dB
.01 %	9.36 dB

QPSK Low channel-1 RB offset 12

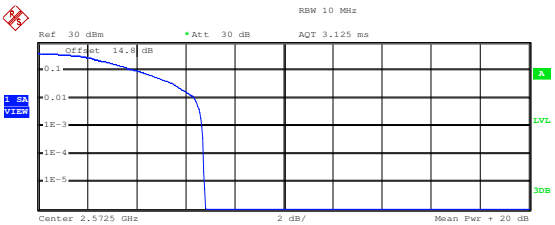

Complementary Cumulative Distribution Function (100000 samples)

Trace 1

Mean	22.08 dBm
Peak	28.88 dBm
Crest	6.80 dB
10 %	4.08 dB
1 %	6.40 dB
.1 %	6.68 dB
.01 %	6.76 dB

16QAM Low channel-1 RB offset 12

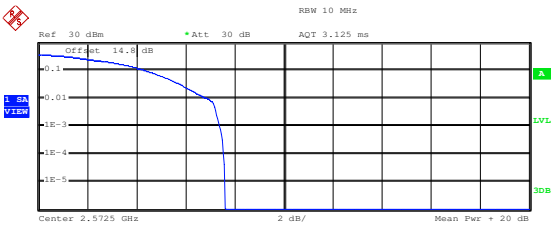

Complementary Cumulative Distribution Function (100000 samples)

Trace 1

Mean	20.92 dBm
Peak	28.53 dBm
Crest	7.61 dB
10 %	4.44 dB
1 %	6.92 dB
.1 %	7.40 dB
.01 %	7.56 dB

QPSK Low channel-1 RB offset 24

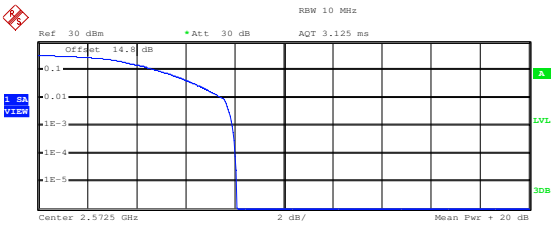

Complementary Cumulative Distribution Function (100000 samples)

Trace 1

Mean	20.45 dBm
Peak	28.53 dBm
Crest	8.08 dB
10 %	4.92 dB
1 %	7.52 dB
.1 %	7.92 dB
.01 %	8.04 dB

16QAM Low channel-1 RB offset 24

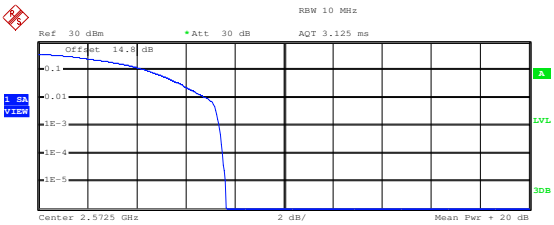

Complementary Cumulative Distribution Function (100000 samples)

Trace 1

Mean	20.72 dBm
Peak	28.39 dBm
Crest	7.66 dB
10 %	4.48 dB
1 %	6.88 dB
.1 %	7.40 dB
.01 %	7.52 dB

QPSK Low channel-12 RB offset 0

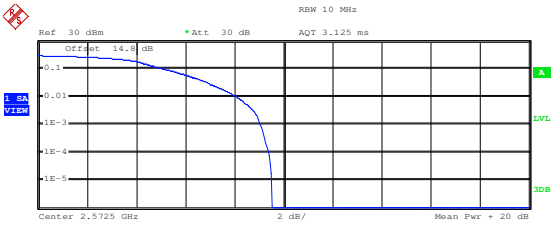

Complementary Cumulative Distribution Function (100000 samples)

Trace 1

Mean	18.50 dBm
Peak	28.04 dBm
Crest	9.53 dB
10 %	5.28 dB
1 %	8.12 dB
.1 %	9.08 dB
.01 %	9.40 dB

16QAM Low channel-12 RB offset 0

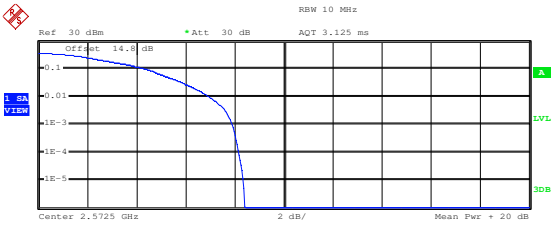

Complementary Cumulative Distribution Function (100000 samples)

Trace 1

Mean	19.97 dBm
Peak	28.39 dBm
Crest	8.42 dB
10 %	4.48 dB
1 %	7.00 dB
.1 %	7.92 dB
.01 %	8.20 dB

QPSK Low channel-12 RB offset 7

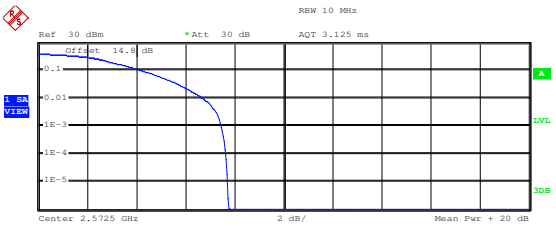

Complementary Cumulative Distribution Function (100000 samples)

Trace 1

Mean	20.22 dBm
Peak	27.97 dBm
Crest	7.75 dB
10 %	4.28 dB
1 %	6.72 dB
.1 %	7.48 dB
.01 %	7.68 dB

16QAM Low channel-12 RB offset 7

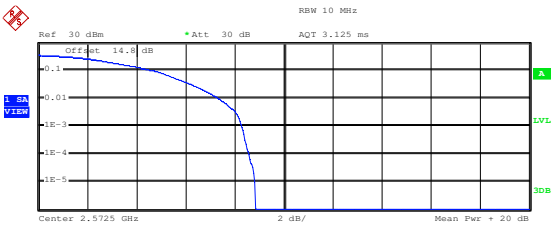

Complementary Cumulative Distribution Function (100000 samples)

Trace 1

Mean	19.46 dBm
Peak	28.32 dBm
Crest	8.86 dB
10 %	4.76 dB
1 %	7.36 dB
.1 %	8.32 dB
.01 %	8.60 dB

QPSK Low channel-12 RB offset 13

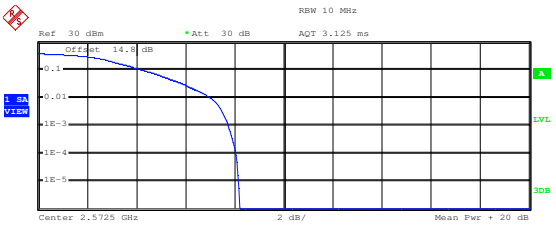

Complementary Cumulative Distribution Function (100000 samples)

Trace 1

Mean	19.88 dBm
Peak	28.11 dBm
Crest	8.22 dB
10 %	4.36 dB
1 %	7.04 dB
.1 %	7.76 dB
.01 %	8.08 dB

16QAM Low channel-12 RB offset 13

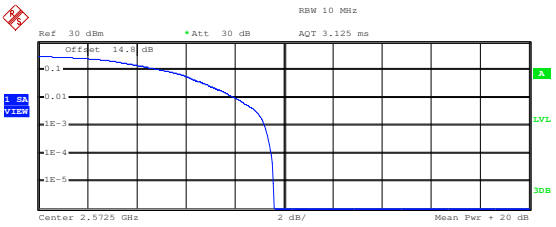

Complementary Cumulative Distribution Function (100000 samples)

Trace 1

Mean	18.38 dBm
Peak	27.97 dBm
Crest	9.59 dB
10 %	5.20 dB
1 %	8.08 dB
.1 %	9.24 dB
.01 %	9.52 dB

QPSK Low channel-25 RB offset 0

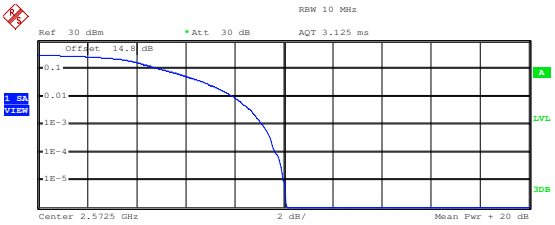

Complementary Cumulative Distribution Function (100000 samples)

	Trace 1
Mean	18.77 dBm
Peak	28.88 dBm
Crest	10.11 dB
10 %	5.08 dB
1 %	8.00 dB
.1 %	9.16 dB
.01 %	9.68 dB

16QAM Low channel-25 RB offset 0

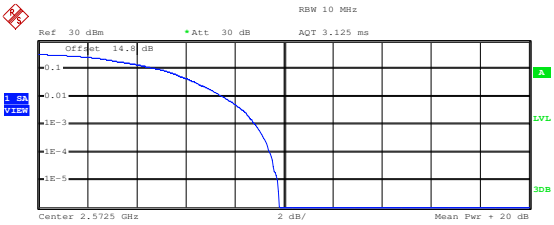

Complementary Cumulative Distribution Function (100000 samples)

	Trace 1
Mean	19.14 dBm
Peak	28.95 dBm
Crest	9.81 dB
10 %	5.00 dB
1 %	7.56 dB
.1 %	8.88 dB
.01 %	9.44 dB

QPSK Middle channel-1 RB offset 0

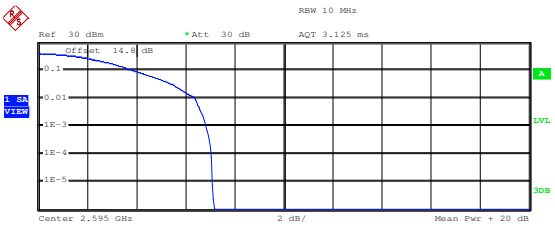

Complementary Cumulative Distribution Function (100000 samples)

	Trace 1
Mean	21.86 dBm
Peak	29.02 dBm
Crest	7.16 dB
10 %	3.96 dB
1 %	6.40 dB
.1 %	6.84 dB
.01 %	7.08 dB

16QAM Middle channel-1 RB offset 0

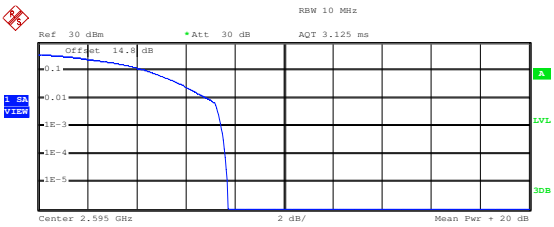

Complementary Cumulative Distribution Function (100000 samples)

	Trace 1
Mean	20.80 dBm
Peak	28.53 dBm
Crest	7.73 dB
10 %	4.48 dB
1 %	6.96 dB
.1 %	7.48 dB
.01 %	7.64 dB

QPSK Middle channel-1 RB offset 12

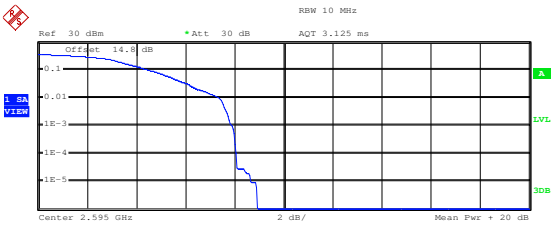

Complementary Cumulative Distribution Function (100000 samples)

	Trace 1
Mean	20.85 dBm
Peak	29.80 dBm
Crest	8.95 dB
10 %	4.64 dB
1 %	7.40 dB
.1 %	7.92 dB
.01 %	8.08 dB

16QAM Middle channel-1 RB offset 12

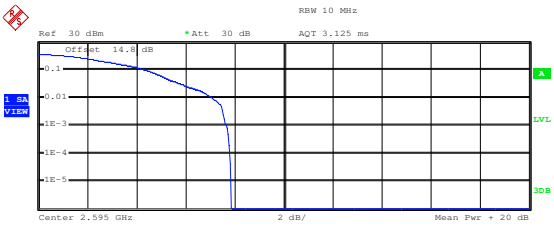

Complementary Cumulative Distribution Function (100000 samples)

	Trace 1
Mean	20.41 dBm
Peak	28.25 dBm
Crest	7.84 dB
10 %	4.48 dB
1 %	7.08 dB
.1 %	7.68 dB
.01 %	7.84 dB

QPSK Middle channel-1 RB offset 24

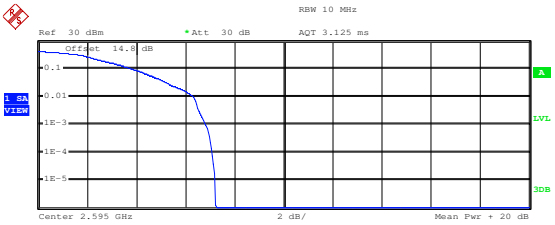

Complementary Cumulative Distribution Function (100000 samples)

Trace 1

Mean	21.58 dBm
Peak	28.81 dBm
Crest	7.23 dB
10 %	3.92 dB
1 %	6.32 dB
.1 %	6.84 dB
.01 %	7.12 dB

16QAM Middle channel-1 RB offset 24

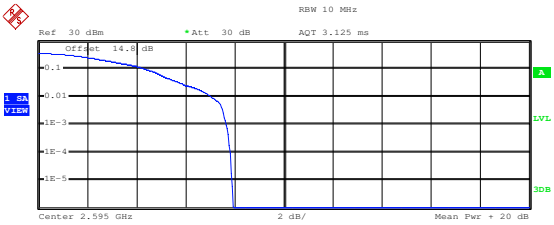

Complementary Cumulative Distribution Function (100000 samples)

Trace 1

Mean	20.04 dBm
Peak	27.97 dBm
Crest	7.93 dB
10 %	4.44 dB
1 %	7.08 dB
.1 %	7.68 dB
.01 %	7.84 dB

QPSK Middle channel-12 RB offset 0

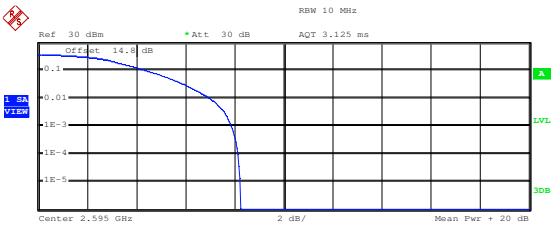

Complementary Cumulative Distribution Function (100000 samples)

Trace 1

Mean	19.86 dBm
Peak	28.11 dBm
Crest	8.25 dB
10 %	4.48 dB
1 %	7.00 dB
.1 %	7.88 dB
.01 %	8.16 dB

16QAM Middle channel-12 RB offset 0

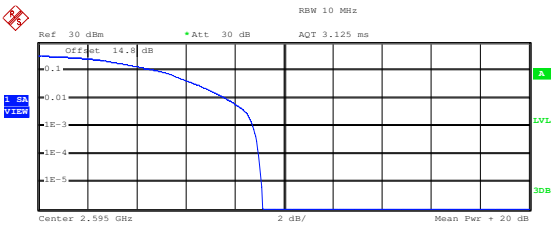

Complementary Cumulative Distribution Function (100000 samples)

Trace 1

Mean	18.75 dBm
Peak	27.90 dBm
Crest	9.15 dB
10 %	4.92 dB
1 %	7.68 dB
.1 %	8.76 dB
.01 %	9.00 dB

QPSK Middle channel-12 RB offset 7

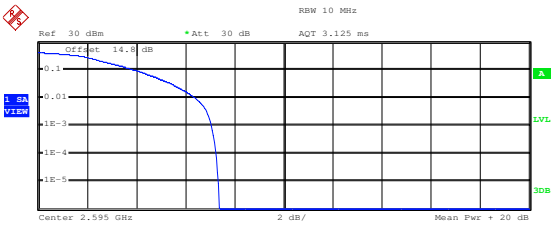

Complementary Cumulative Distribution Function (100000 samples)

Trace 1

Mean	20.59 dBm
Peak	27.97 dBm
Crest	7.38 dB
10 %	4.04 dB
1 %	6.40 dB
.1 %	7.08 dB
.01 %	7.28 dB

16QAM Middle channel-12 RB offset 7

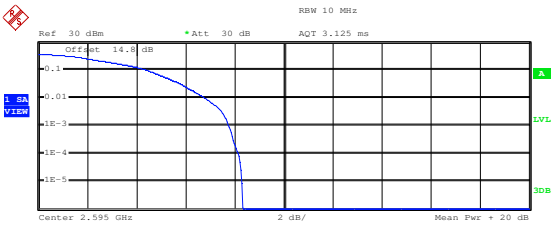

Complementary Cumulative Distribution Function (100000 samples)

Trace 1

Mean	19.92 dBm
Peak	28.25 dBm
Crest	8.32 dB
10 %	4.52 dB
1 %	6.80 dB
.1 %	7.80 dB
.01 %	8.16 dB

QPSK Middle channel-12 RB offset 13

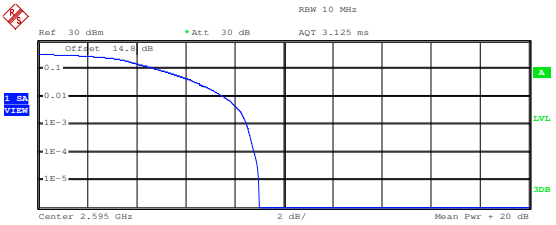

Complementary Cumulative Distribution Function (100000 samples)

	Trace 1
Mean	18.74 dBm
Peak	27.75 dBm
Crest	9.01 dB
10 %	4.92 dB
1 %	7.60 dB
.1 %	8.52 dB
.01 %	8.84 dB

16QAM Middle channel-12 RB offset 13

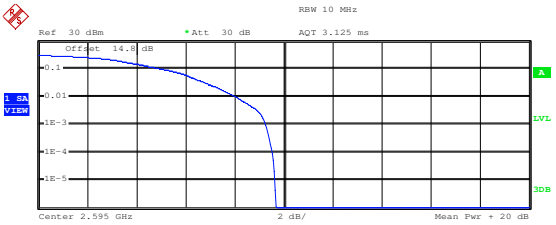

Complementary Cumulative Distribution Function (100000 samples)

	Trace 1
Mean	18.01 dBm
Peak	27.68 dBm
Crest	9.67 dB
10 %	5.20 dB
1 %	8.08 dB
.1 %	9.28 dB
.01 %	9.56 dB

QPSK Middle channel-25 RB offset 0

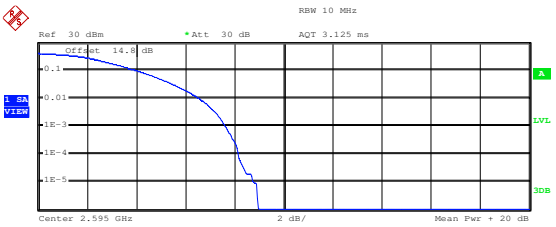

Complementary Cumulative Distribution Function (100000 samples)

	Trace 1
Mean	20.49 dBm
Peak	29.45 dBm
Crest	8.96 dB
10 %	4.08 dB
1 %	6.56 dB
.1 %	7.64 dB
.01 %	8.16 dB

16QAM Middle channel-25 RB offset 0

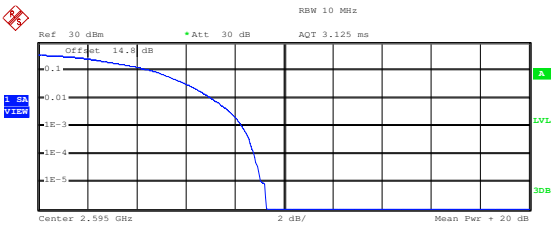

Complementary Cumulative Distribution Function (100000 samples)

	Trace 1
Mean	19.60 dBm
Peak	28.88 dBm
Crest	9.28 dB
10 %	4.72 dB
1 %	7.08 dB
.1 %	8.32 dB
.01 %	8.80 dB

QPSK High channel-1 RB offset 0

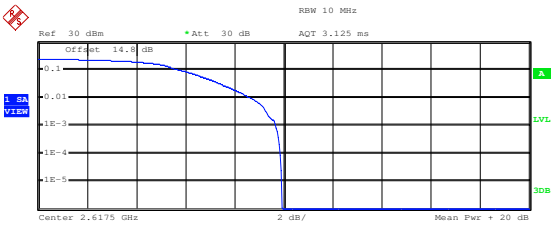

Complementary Cumulative Distribution Function (100000 samples)

	Trace 1
Mean	18.61 dBm
Peak	28.53 dBm
Crest	9.92 dB
10 %	5.92 dB
1 %	8.68 dB
.1 %	9.72 dB
.01 %	9.88 dB

16QAM High channel-1 RB offset 0

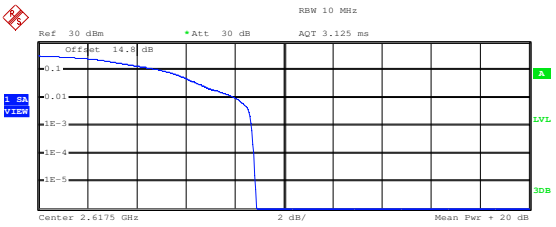

Complementary Cumulative Distribution Function (100000 samples)

	Trace 1
Mean	19.44 dBm
Peak	28.32 dBm
Crest	8.88 dB
10 %	5.12 dB
1 %	8.08 dB
.1 %	8.68 dB
.01 %	8.80 dB

QPSK High channel-1 RB offset 12

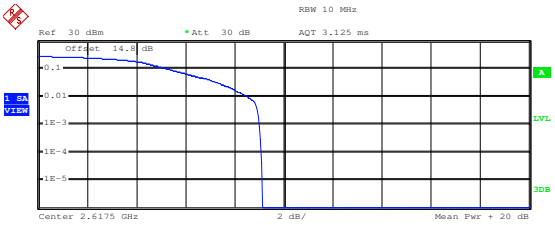

Complementary Cumulative Distribution Function (100000 samples)

	Trace 1
Mean	19.42 dBm
Peak	28.53 dBm
Crest	9.11 dB
10 %	5.40 dB
1 %	8.56 dB
.1 %	9.04 dB
.01 %	9.12 dB

16QAM High channel-1 RB offset 12

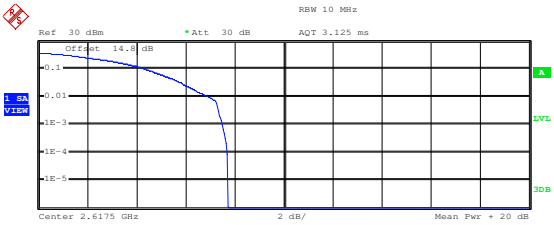

Complementary Cumulative Distribution Function (100000 samples)

	Trace 1
Mean	20.73 dBm
Peak	28.46 dBm
Crest	7.73 dB
10 %	4.44 dB
1 %	7.00 dB
.1 %	7.52 dB
.01 %	7.72 dB

QPSK High channel-1 RB offset 24

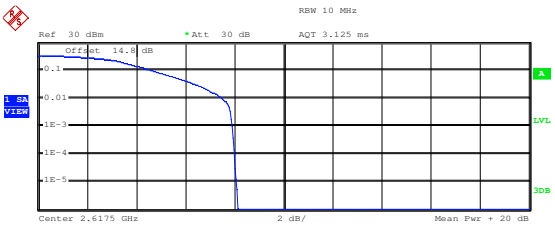

Complementary Cumulative Distribution Function (100000 samples)

	Trace 1
Mean	20.04 dBm
Peak	28.18 dBm
Crest	8.14 dB
10 %	4.72 dB
1 %	7.52 dB
.1 %	7.92 dB
.01 %	8.00 dB

16QAM High channel-1 RB offset 24

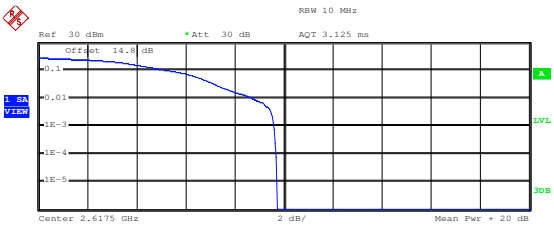

Complementary Cumulative Distribution Function (100000 samples)

	Trace 1
Mean	18.01 dBm
Peak	27.75 dBm
Crest	9.74 dB
10 %	5.44 dB
1 %	8.80 dB
.1 %	9.64 dB
.01 %	9.72 dB

QPSK High channel-12 RB offset 0

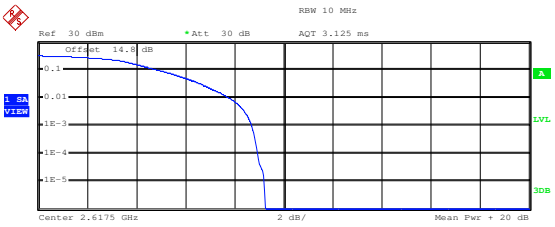

Complementary Cumulative Distribution Function (100000 samples)

	Trace 1
Mean	18.94 dBm
Peak	28.18 dBm
Crest	9.24 dB
10 %	5.00 dB
1 %	7.80 dB
.1 %	8.72 dB
.01 %	8.96 dB

16QAM High channel-12 RB offset 0

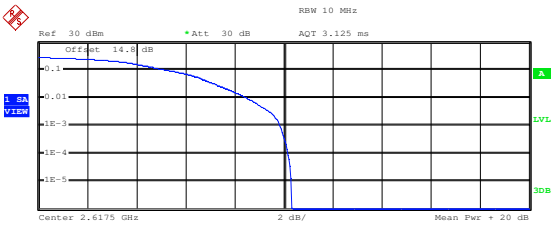

Complementary Cumulative Distribution Function (100000 samples)

	Trace 1
Mean	17.64 dBm
Peak	27.97 dBm
Crest	10.32 dB
10 %	5.44 dB
1 %	8.52 dB
.1 %	9.88 dB
.01 %	10.20 dB

QPSK High channel-12 RB offset 7

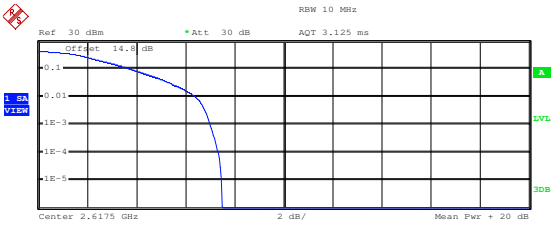

Complementary Cumulative Distribution Function (100000 samples)

Trace 1

Mean	20.61 dBm
Peak	28.11 dBm
Crest	7.49 dB
10 %	3.84 dB
1 %	6.44 dB
.1 %	7.04 dB
.01 %	7.36 dB

16QAM High channel-12 RB offset 7

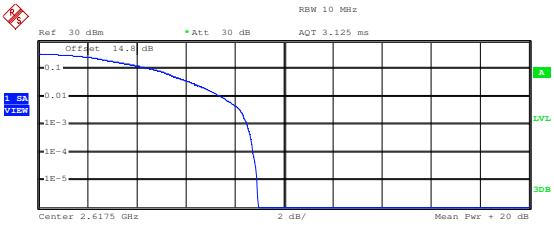

Complementary Cumulative Distribution Function (100000 samples)

Trace 1

Mean	18.94 dBm
Peak	27.90 dBm
Crest	8.95 dB
10 %	4.76 dB
1 %	7.52 dB
.1 %	8.52 dB
.01 %	8.76 dB

QPSK High channel-12 RB offset 13

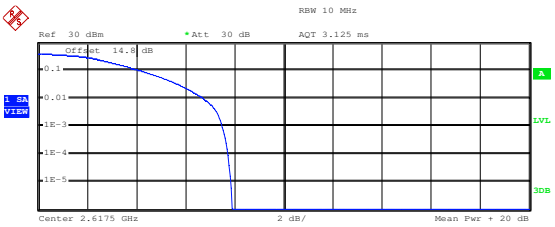

Complementary Cumulative Distribution Function (100000 samples)

Trace 1

Mean	19.92 dBm
Peak	27.82 dBm
Crest	7.91 dB
10 %	4.24 dB
1 %	6.76 dB
.1 %	7.52 dB
.01 %	7.76 dB

16QAM High channel-12 RB offset 13

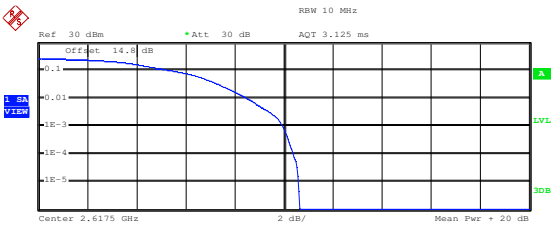

Complementary Cumulative Distribution Function (100000 samples)

Trace 1

Mean	17.40 dBm
Peak	28.04 dBm
Crest	10.63 dB
10 %	5.56 dB
1 %	8.56 dB
.1 %	9.96 dB
.01 %	10.40 dB

QPSK High channel-25 RB offset 0

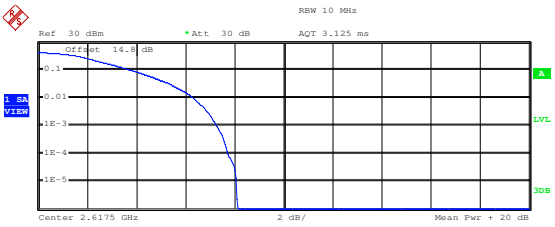

Complementary Cumulative Distribution Function (100000 samples)

Trace 1

Mean	20.63 dBm
Peak	28.74 dBm
Crest	8.11 dB
10 %	3.88 dB
1 %	6.32 dB
.1 %	7.28 dB
.01 %	7.76 dB

16QAM High channel-25 RB offset 0

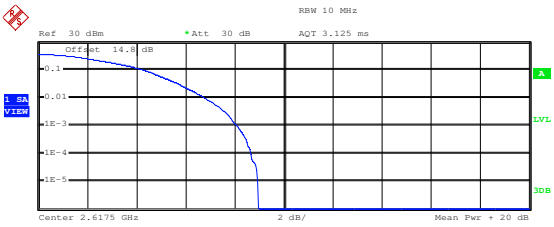

Complementary Cumulative Distribution Function (100000 samples)

Trace 1

Mean	19.70 dBm
Peak	28.67 dBm
Crest	8.97 dB
10 %	4.40 dB
1 %	6.80 dB
.1 %	8.12 dB
.01 %	8.68 dB

LTE TDD Band 38, Nominal Bandwidth: 10MHz

QPSK Low channel-1 RB offset 0

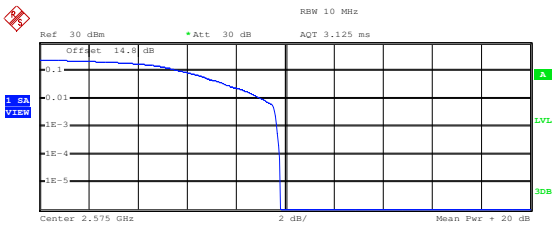

Complementary Cumulative Distribution Function (100000 samples)

	Trace 1
Mean	17.02 dBm
Peak	26.84 dBm
Crest	9.82 dB
10 %	5.92 dB
1 %	9.08 dB
.1 %	9.68 dB
.01 %	9.80 dB

16QAM Low channel-1 RB offset 0

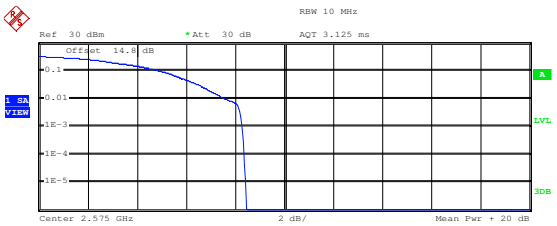

Complementary Cumulative Distribution Function (100000 samples)

	Trace 1
Mean	18.17 dBm
Peak	26.63 dBm
Crest	8.46 dB
10 %	5.04 dB
1 %	7.64 dB
.1 %	8.32 dB
.01 %	8.40 dB

QPSK Low channel-1 RB offset 25

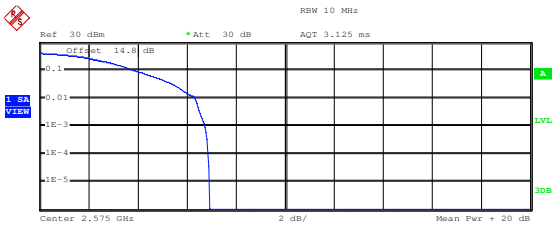

Complementary Cumulative Distribution Function (100000 samples)

	Trace 1
Mean	22.03 dBm
Peak	28.95 dBm
Crest	6.93 dB
10 %	3.96 dB
1 %	6.36 dB
.1 %	6.76 dB
.01 %	6.88 dB

16QAM Low channel-1 RB offset 25

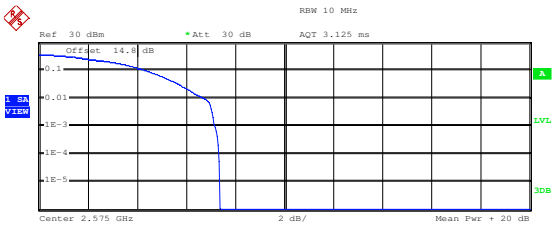

Complementary Cumulative Distribution Function (100000 samples)

	Trace 1
Mean	21.45 dBm
Peak	28.81 dBm
Crest	7.36 dB
10 %	4.44 dB
1 %	6.76 dB
.1 %	7.20 dB
.01 %	7.36 dB

QPSK Low channel-1 RB offset 49

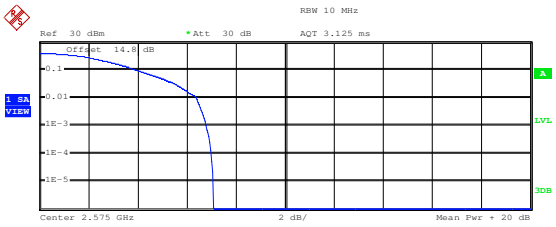

Complementary Cumulative Distribution Function (100000 samples)

	Trace 1
Mean	20.23 dBm
Peak	27.33 dBm
Crest	7.11 dB
10 %	4.04 dB
1 %	6.40 dB
.1 %	6.80 dB
.01 %	7.00 dB

16QAM Low channel-1 RB offset 49

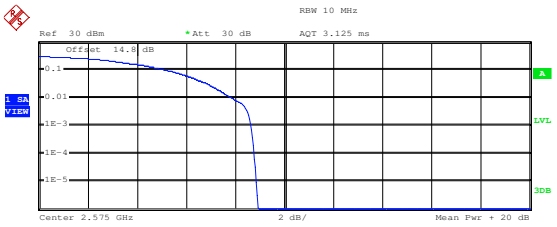

Complementary Cumulative Distribution Function (100000 samples)

	Trace 1
Mean	18.12 dBm
Peak	27.05 dBm
Crest	8.93 dB
10 %	5.32 dB
1 %	7.88 dB
.1 %	8.64 dB
.01 %	8.80 dB

QPSK Low channel-25 RB offset 0

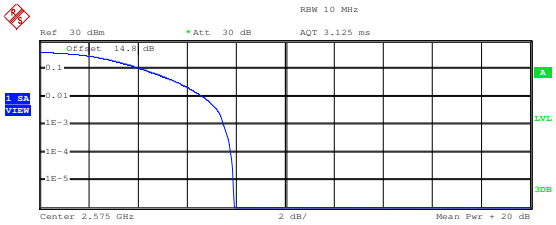

Complementary Cumulative Distribution Function (100000 samples)

Trace 1

Mean	19.98 dBm
Peak	27.90 dBm
Crest	7.91 dB
10 %	4.28 dB
1 %	6.68 dB
.1 %	7.52 dB
.01 %	7.80 dB

16QAM Low channel-25 RB offset 0

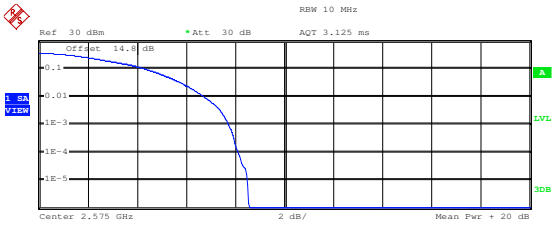

Complementary Cumulative Distribution Function (100000 samples)

Trace 1

Mean	19.69 dBm
Peak	28.25 dBm
Crest	8.55 dB
10 %	4.44 dB
1 %	6.76 dB
.1 %	7.76 dB
.01 %	8.12 dB

QPSK Low channel-25 RB offset 12

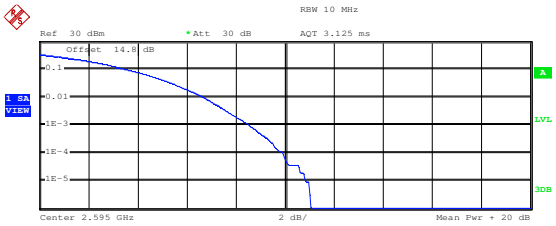

Complementary Cumulative Distribution Function (100000 samples)

Trace 1

Mean	-29.29 dBm
Peak	-18.25 dBm
Crest	11.04 dB
10 %	3.68 dB
1 %	6.72 dB
.1 %	8.56 dB
.01 %	9.92 dB

16QAM Low channel-25 RB offset 12

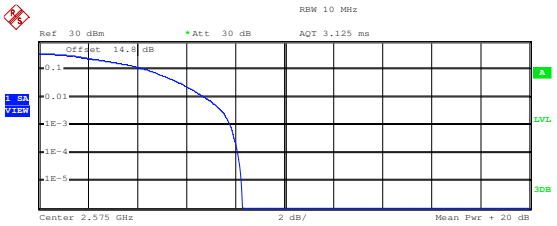

Complementary Cumulative Distribution Function (100000 samples)

Trace 1

Mean	19.96 dBm
Peak	28.25 dBm
Crest	8.28 dB
10 %	4.48 dB
1 %	6.80 dB
.1 %	7.80 dB
.01 %	8.12 dB

QPSK Low channel-25 RB offset25

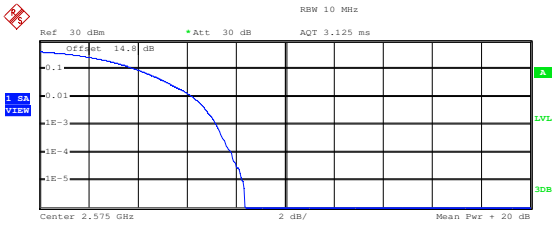

Complementary Cumulative Distribution Function (100000 samples)

Trace 1

Mean	20.43 dBm
Peak	28.81 dBm
Crest	8.38 dB
10 %	4.00 dB
1 %	6.28 dB
.1 %	7.20 dB
.01 %	7.84 dB

16QAM Low channel-25 RB offset25

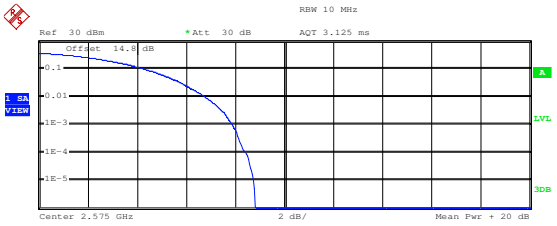

Complementary Cumulative Distribution Function (100000 samples)

Trace 1

Mean	19.64 dBm
Peak	28.46 dBm
Crest	8.82 dB
10 %	4.40 dB
1 %	6.80 dB
.1 %	7.88 dB
.01 %	8.44 dB

QPSK Low channel-50 RB offset 0

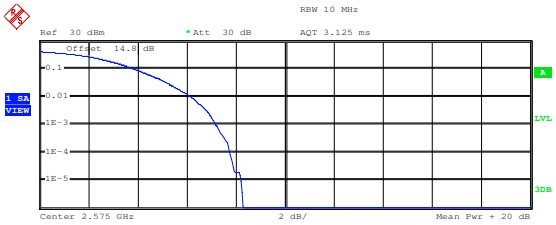

Complementary Cumulative Distribution Function (100000 samples)

	Trace 1
Mean	20.52 dBm
Peak	28.81 dBm
Crest	8.29 dB
10 %	3.96 dB
1 %	6.20 dB
.1 %	7.20 dB
.01 %	7.76 dB

16QAM Low channel-50 RB offset 0

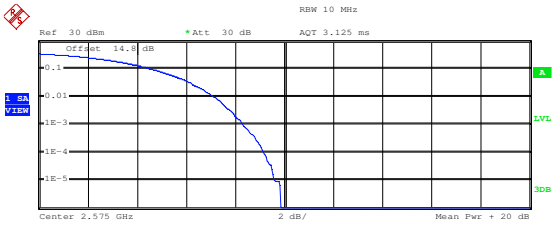

Complementary Cumulative Distribution Function (100000 samples)

	Trace 1
Mean	19.01 dBm
Peak	28.88 dBm
Crest	9.87 dB
10 %	4.72 dB
1 %	7.16 dB
.1 %	8.36 dB
.01 %	9.16 dB

QPSK Middle channel-1 RB offset 0

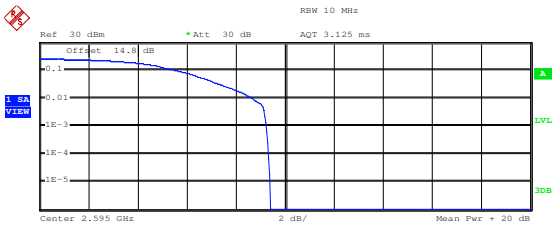

Complementary Cumulative Distribution Function (100000 samples)

	Trace 1
Mean	17.44 dBm
Peak	26.84 dBm
Crest	9.40 dB
10 %	5.72 dB
1 %	8.72 dB
.1 %	9.24 dB
.01 %	9.36 dB

16QAM Middle channel-1 RB offset 0

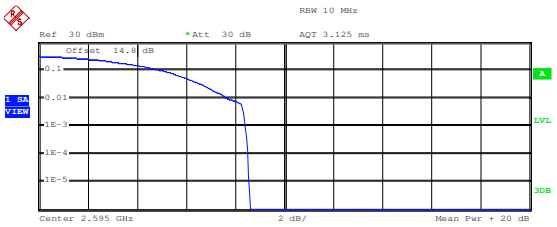

Complementary Cumulative Distribution Function (100000 samples)

	Trace 1
Mean	18.08 dBm
Peak	26.70 dBm
Crest	8.61 dB
10 %	5.12 dB
1 %	7.76 dB
.1 %	8.44 dB
.01 %	8.52 dB

QPSK Middle channel-1 RB offset 25

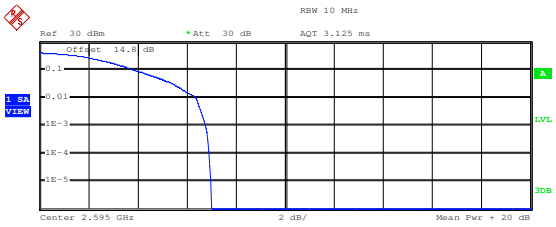

Complementary Cumulative Distribution Function (100000 samples)

	Trace 1
Mean	21.72 dBm
Peak	28.74 dBm
Crest	7.02 dB
10 %	3.96 dB
1 %	6.40 dB
.1 %	6.80 dB
.01 %	6.92 dB

16QAM Middle channel-1 RB offset 25

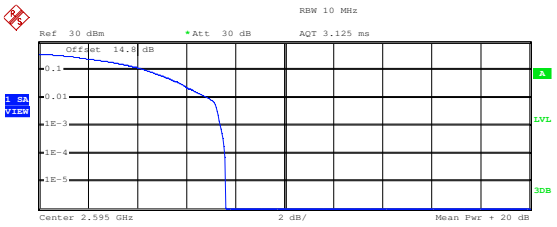

Complementary Cumulative Distribution Function (100000 samples)

	Trace 1
Mean	20.70 dBm
Peak	28.32 dBm
Crest	7.62 dB
10 %	4.44 dB
1 %	6.96 dB
.1 %	7.40 dB
.01 %	7.60 dB

QPSK Middle channel-1 RB offset 49

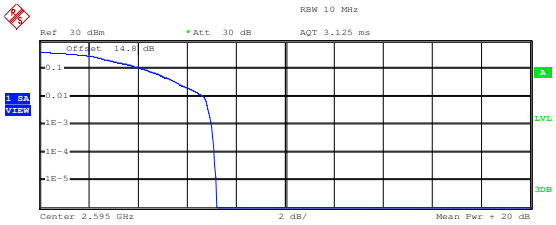

Complementary Cumulative Distribution Function (100000 samples)

	Trace 1
Mean	19.98 dBm
Peak	27.19 dBm
Crest	7.21 dB
10 %	4.32 dB
1 %	6.68 dB
.1 %	7.04 dB
.01 %	7.16 dB

16QAM Middle channel-1 RB offset 49

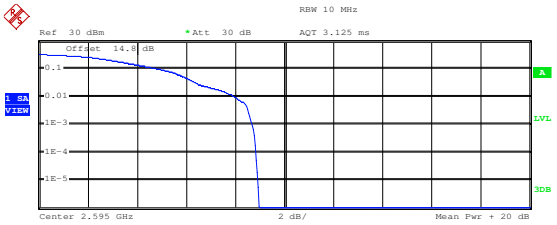

Complementary Cumulative Distribution Function (100000 samples)

	Trace 1
Mean	17.85 dBm
Peak	26.84 dBm
Crest	8.98 dB
10 %	5.04 dB
1 %	8.00 dB
.1 %	8.72 dB
.01 %	8.88 dB

QPSK Middle channel-25 RB offset 0

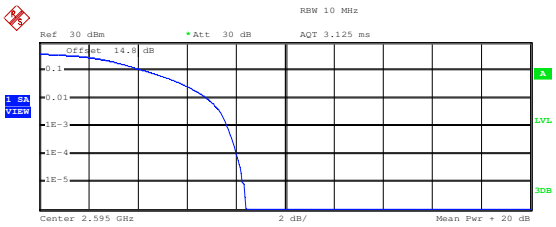

Complementary Cumulative Distribution Function (100000 samples)

	Trace 1
Mean	19.84 dBm
Peak	28.25 dBm
Crest	8.40 dB
10 %	4.36 dB
1 %	6.84 dB
.1 %	7.68 dB
.01 %	8.04 dB

16QAM Middle channel-25 RB offset 0

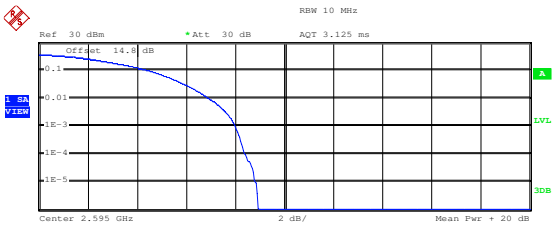

Complementary Cumulative Distribution Function (100000 samples)

	Trace 1
Mean	19.32 dBm
Peak	28.25 dBm
Crest	8.93 dB
10 %	4.56 dB
1 %	6.96 dB
.1 %	8.00 dB
.01 %	8.40 dB

QPSK Middle channel-25 RB offset 12

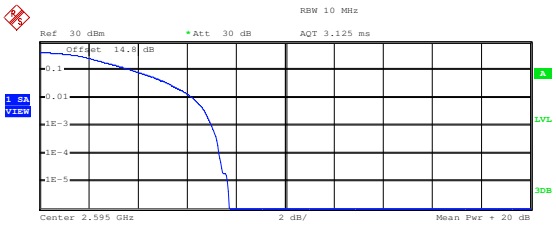

Complementary Cumulative Distribution Function (100000 samples)

	Trace 1
Mean	20.72 dBm
Peak	28.46 dBm
Crest	7.73 dB
10 %	3.84 dB
1 %	6.24 dB
.1 %	7.04 dB
.01 %	7.32 dB

16QAM Middle channel-25 RB offset 12

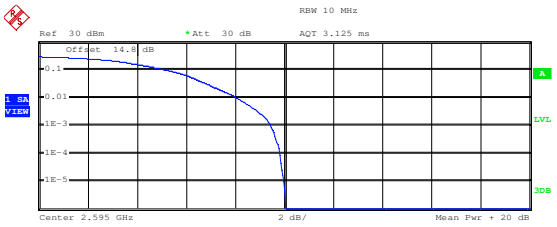

Complementary Cumulative Distribution Function (100000 samples)

	Trace 1
Mean	17.92 dBm
Peak	27.97 dBm
Crest	10.05 dB
10 %	5.32 dB
1 %	8.12 dB
.1 %	9.48 dB
.01 %	9.84 dB

QPSK Middle channel-25 RB offset 25

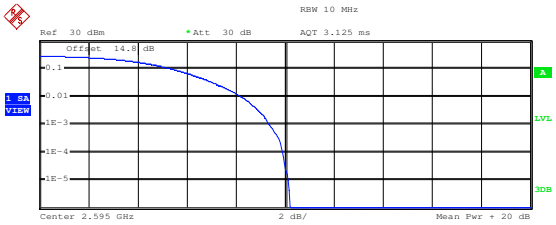

Complementary Cumulative Distribution Function (100000 samples)

	Trace 1
Mean	17.83 dBm
Peak	28.04 dBm
Crest	10.21 dB
10 %	5.52 dB
1 %	8.28 dB
.1 %	9.40 dB
.01 %	9.92 dB

16QAM Middle channel-25 RB offset 25

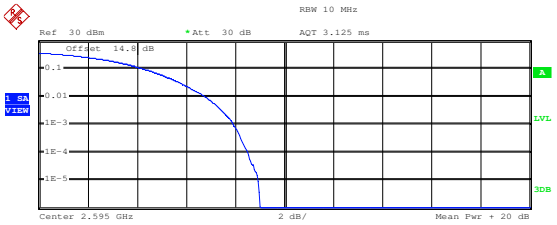

Complementary Cumulative Distribution Function (100000 samples)

	Trace 1
Mean	19.31 dBm
Peak	28.32 dBm
Crest	9.01 dB
10 %	4.36 dB
1 %	6.80 dB
.1 %	7.96 dB
.01 %	8.52 dB

QPSK Middle channel-50 RB offset 0

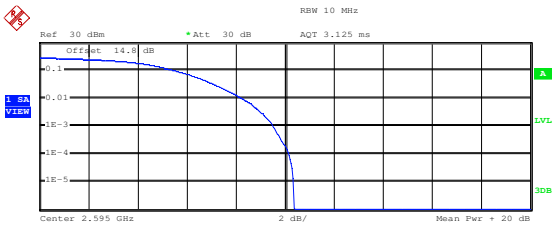

Complementary Cumulative Distribution Function (100000 samples)

	Trace 1
Mean	18.02 dBm
Peak	28.39 dBm
Crest	10.37 dB
10 %	5.60 dB
1 %	8.28 dB
.1 %	9.56 dB
.01 %	10.20 dB

16QAM Middle channel-50 RB offset 0

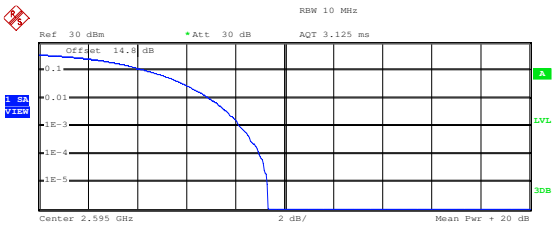

Complementary Cumulative Distribution Function (100000 samples)

	Trace 1
Mean	19.34 dBm
Peak	28.67 dBm
Crest	9.33 dB
10 %	4.48 dB
1 %	6.96 dB
.1 %	8.20 dB
.01 %	9.00 dB

QPSK High channel-1 RB offset 0

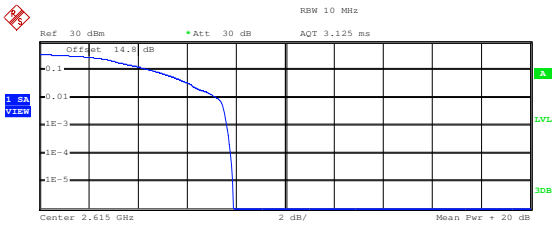

Complementary Cumulative Distribution Function (100000 samples)

	Trace 1
Mean	19.24 dBm
Peak	27.12 dBm
Crest	7.88 dB
10 %	4.64 dB
1 %	7.24 dB
.1 %	7.64 dB
.01 %	7.80 dB

16QAM High channel-1 RB offset 0

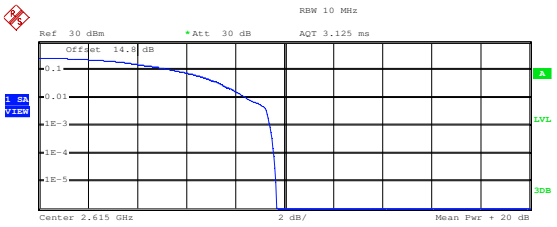

Complementary Cumulative Distribution Function (100000 samples)

	Trace 1
Mean	16.81 dBm
Peak	26.48 dBm
Crest	9.68 dB
10 %	5.64 dB
1 %	8.48 dB
.1 %	9.44 dB
.01 %	9.60 dB

QPSK High channel-1 RB offset 25

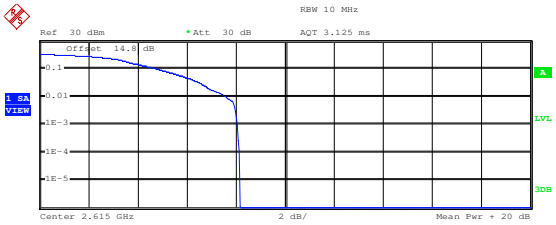

Complementary Cumulative Distribution Function (100000 samples)

Trace 1

Mean	20.21 dBm
Peak	28.39 dBm
Crest	8.18 dB
10 %	4.92 dB
1 %	7.64 dB
.1 %	8.08 dB
.01 %	8.16 dB

16QAM High channel-1 RB offset 25

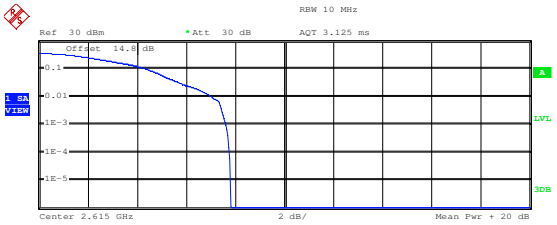

Complementary Cumulative Distribution Function (100000 samples)

Trace 1

Mean	20.71 dBm
Peak	28.53 dBm
Crest	7.82 dB
10 %	4.48 dB
1 %	7.08 dB
.1 %	7.64 dB
.01 %	7.80 dB

QPSK High channel-1 RB offset 49

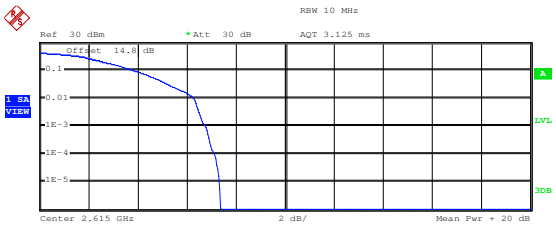

Complementary Cumulative Distribution Function (100000 samples)

Trace 1

Mean	20.25 dBm
Peak	27.61 dBm
Crest	7.36 dB
10 %	3.92 dB
1 %	6.32 dB
.1 %	6.76 dB
.01 %	7.16 dB

16QAM High channel-1 RB offset 49

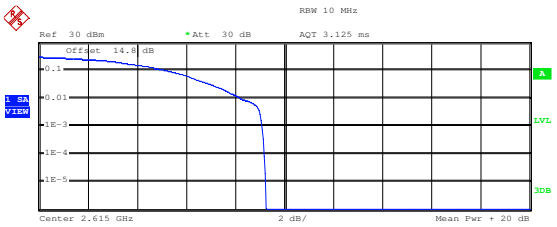

Complementary Cumulative Distribution Function (100000 samples)

Trace 1

Mean	17.25 dBm
Peak	26.48 dBm
Crest	9.23 dB
10 %	5.32 dB
1 %	8.28 dB
.1 %	9.12 dB
.01 %	9.20 dB

QPSK High channel-25 RB offset 0

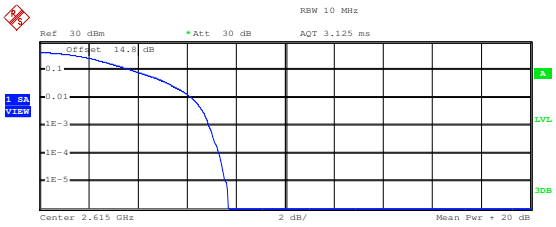

Complementary Cumulative Distribution Function (100000 samples)

Trace 1

Mean	20.48 dBm
Peak	28.18 dBm
Crest	7.70 dB
10 %	3.84 dB
1 %	6.20 dB
.1 %	6.92 dB
.01 %	7.32 dB

16QAM High channel-25 RB offset 0

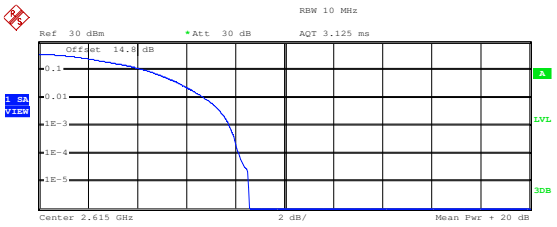

Complementary Cumulative Distribution Function (100000 samples)

Trace 1

Mean	19.62 dBm
Peak	28.18 dBm
Crest	8.56 dB
10 %	4.44 dB
1 %	6.76 dB
.1 %	7.80 dB
.01 %	8.16 dB

QPSK High channel-25 RB offset 12

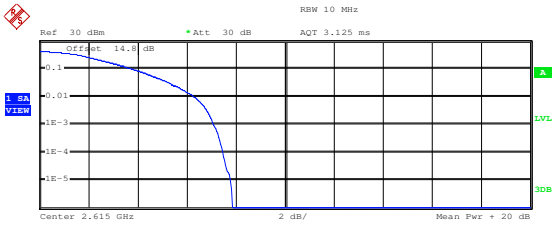

Complementary Cumulative Distribution Function (100000 samples)

Trace 1

Mean	20.53 dBm
Peak	28.39 dBm
Crest	7.86 dB
10 %	3.88 dB
1 %	6.32 dB
.1 %	7.12 dB
.01 %	7.48 dB

16QAM High channel-25 RB offset 12

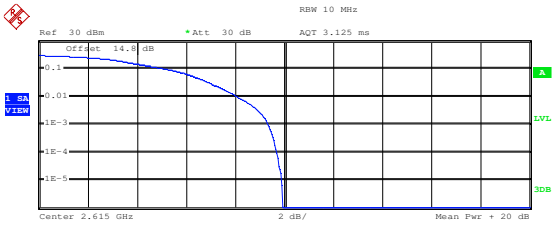

Complementary Cumulative Distribution Function (100000 samples)

Trace 1

Mean	18.33 dBm
Peak	28.25 dBm
Crest	9.92 dB
10 %	5.32 dB
1 %	8.12 dB
.1 %	9.36 dB
.01 %	9.72 dB

QPSK High channel-25 RB offset 25

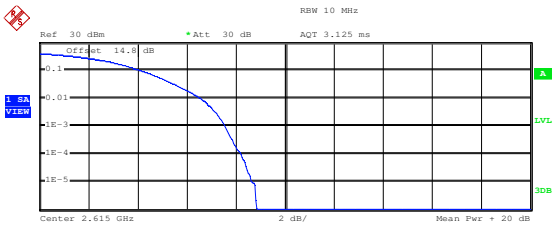

Complementary Cumulative Distribution Function (100000 samples)

Trace 1

Mean	19.97 dBm
Peak	28.81 dBm
Crest	8.84 dB
10 %	4.20 dB
1 %	6.60 dB
.1 %	7.56 dB
.01 %	8.24 dB

16QAM High channel-25 RB offset 25

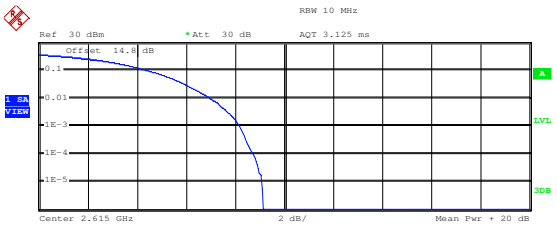

Complementary Cumulative Distribution Function (100000 samples)

Trace 1

Mean	19.27 dBm
Peak	28.39 dBm
Crest	9.12 dB
10 %	4.52 dB
1 %	7.00 dB
.1 %	8.20 dB
.01 %	8.76 dB

QPSK High channel-50 RB offset 0

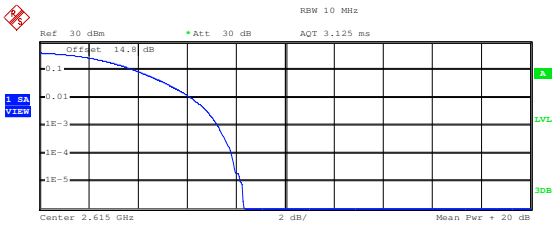

Complementary Cumulative Distribution Function (100000 samples)

Trace 1

Mean	20.35 dBm
Peak	28.67 dBm
Crest	8.32 dB
10 %	3.92 dB
1 %	6.20 dB
.1 %	7.28 dB
.01 %	7.84 dB

16QAM High channel-50 RB offset 0

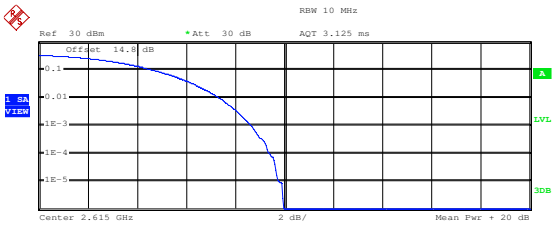

Complementary Cumulative Distribution Function (100000 samples)

Trace 1

Mean	18.71 dBm
Peak	28.67 dBm
Crest	9.96 dB
10 %	4.76 dB
1 %	7.36 dB
.1 %	8.68 dB
.01 %	9.44 dB

LTE TDD Band 38, Nominal Bandwidth: 15MHz

QPSK Low channel-1 RB offset 0

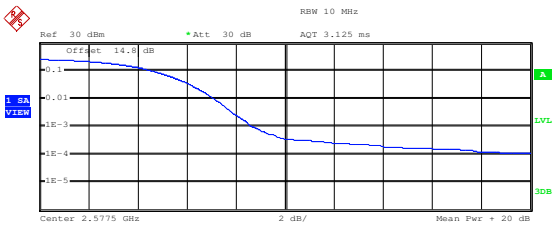

Complementary Cumulative Distribution Function (100000 samples)

Trace 1

Mean -22.26 dBm
Peak 11.81 dBm
Crest 34.07 dB

10 % 4.72 dB
1 % 7.16 dB
.1 % 8.76 dB
.01 % 20.00 dB

16QAM Low channel-1 RB offset 0

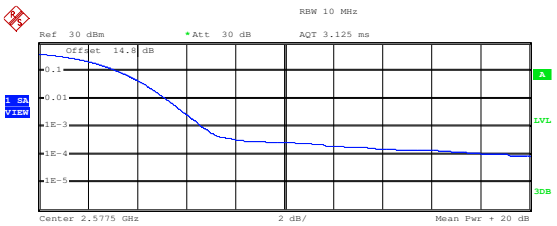

Complementary Cumulative Distribution Function (100000 samples)

Trace 1

Mean -20.45 dBm
Peak 11.74 dBm
Crest 32.19 dB

10 % 3.24 dB
1 % 5.20 dB
.1 % 6.68 dB
.01 % 20.00 dB

QPSK Low channel-1 RB offset 37

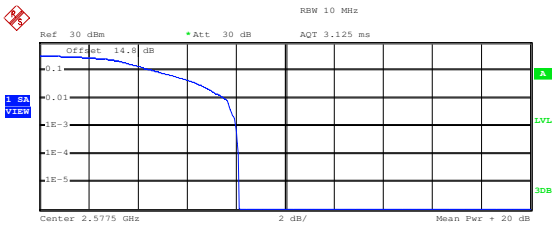

Complementary Cumulative Distribution Function (100000 samples)

Trace 1

Mean 20.47 dBm
Peak 28.60 dBm
Crest 8.14 dB

10 % 4.72 dB
1 % 7.56 dB
.1 % 8.00 dB
.01 % 8.12 dB

16QAM Low channel-1 RB offset 37

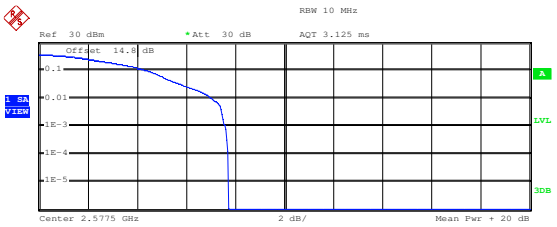

Complementary Cumulative Distribution Function (100000 samples)

Trace 1

Mean 20.36 dBm
Peak 28.11 dBm
Crest 7.74 dB

10 % 4.48 dB
1 % 7.04 dB
.1 % 7.60 dB
.01 % 7.72 dB

QPSK Low channel-1 RB offset 74

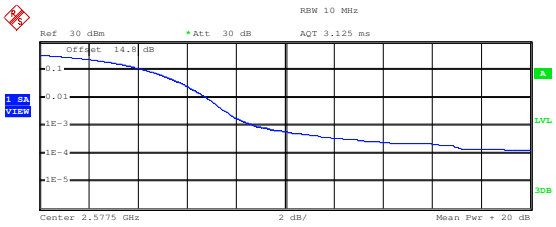

Complementary Cumulative Distribution Function (100000 samples)

Trace 1

Mean -13.03 dBm
Peak 10.82 dBm
Crest 23.86 dB

10 % 4.40 dB
1 % 6.84 dB
.1 % 8.92 dB
.01 % 20.00 dB

16QAM Low channel-1 RB offset 74

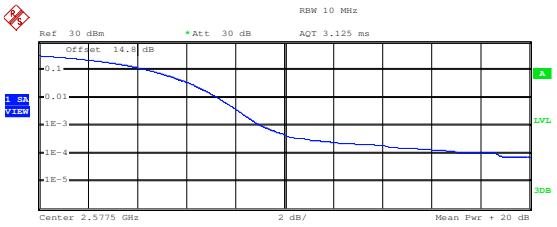

Complementary Cumulative Distribution Function (100000 samples)

Trace 1

Mean -13.97 dBm
Peak 7.93 dBm
Crest 21.90 dB

10 % 4.56 dB
1 % 7.36 dB
.1 % 9.16 dB
.01 % 18.68 dB

QPSK Low channel-36 RB offset 0

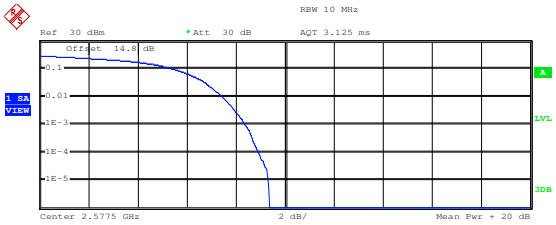

Complementary Cumulative Distribution Function (100000 samples)

Trace 1

Mean	17.52 dBm
Peak	26.91 dBm
Crest	9.38 dB
10 %	5.56 dB
1 %	7.48 dB
.1 %	8.40 dB
.01 %	8.96 dB

16QAM Low channel-36 RB offset 0

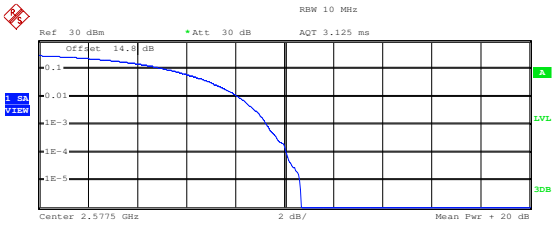

Complementary Cumulative Distribution Function (100000 samples)

Trace 1

Mean	16.36 dBm
Peak	27.05 dBm
Crest	10.69 dB
10 %	5.28 dB
1 %	8.16 dB
.1 %	9.32 dB
.01 %	10.08 dB

QPSK Low channel-36 RB offset 20

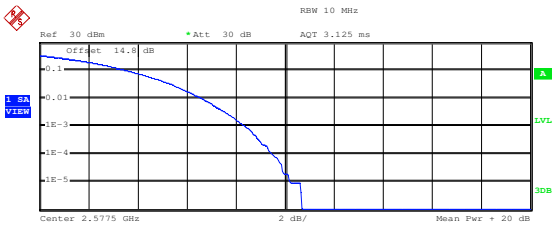

Complementary Cumulative Distribution Function (100000 samples)

Trace 1

Mean	-29.36 dBm
Peak	-18.67 dBm
Crest	10.69 dB
10 %	3.68 dB
1 %	6.64 dB
.1 %	8.40 dB
.01 %	9.52 dB

16QAM Low channel-36 RB offset 20

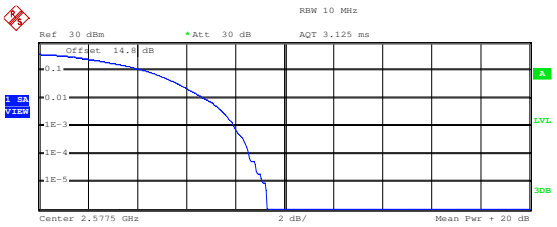

Complementary Cumulative Distribution Function (100000 samples)

Trace 1

Mean	19.52 dBm
Peak	28.81 dBm
Crest	9.30 dB
10 %	4.40 dB
1 %	6.76 dB
.1 %	7.96 dB
.01 %	8.56 dB

QPSK Low channel-36 RB offset 39

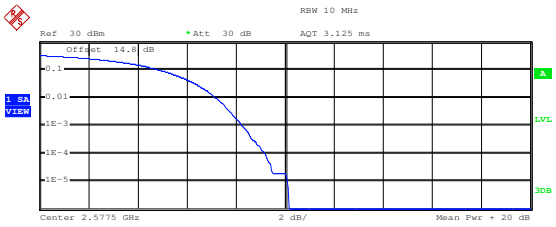

Complementary Cumulative Distribution Function (100000 samples)

Trace 1

Mean	18.14 dBm
Peak	28.32 dBm
Crest	10.18 dB
10 %	5.00 dB
1 %	7.20 dB
.1 %	8.28 dB
.01 %	9.20 dB

16QAM Low channel-36 RB offset 39

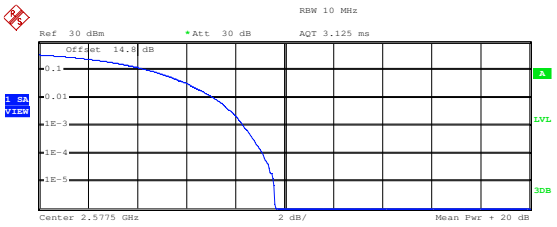

Complementary Cumulative Distribution Function (100000 samples)

Trace 1

Mean	17.91 dBm
Peak	27.54 dBm
Crest	9.63 dB
10 %	4.56 dB
1 %	7.16 dB
.1 %	8.36 dB
.01 %	9.12 dB

QPSK Low channel-75 RB offset 0

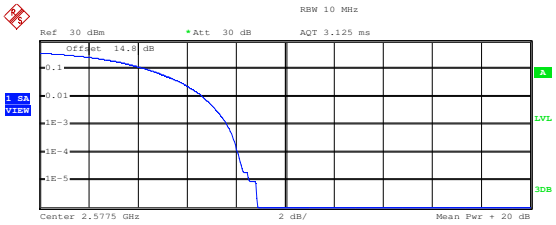

Complementary Cumulative Distribution Function (100000 samples)

Trace 1

Mean	19.16 dBm
Peak	28.04 dBm
Crest	8.88 dB
10 %	4.44 dB
1 %	6.68 dB
.1 %	7.64 dB
.01 %	8.08 dB

16QAM Low channel-75 RB offset 0

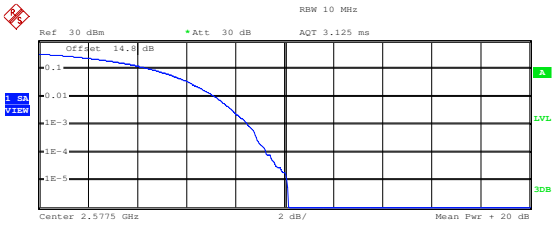

Complementary Cumulative Distribution Function (100000 samples)

Trace 1

Mean	18.00 dBm
Peak	28.18 dBm
Crest	10.18 dB
10 %	4.64 dB
1 %	7.20 dB
.1 %	8.52 dB
.01 %	9.28 dB

QPSK Middle channel-1 RB offset 0

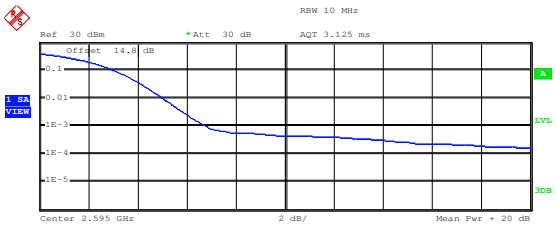

Complementary Cumulative Distribution Function (100000 samples)

Trace 1

Mean	-19.91 dBm
Peak	11.67 dBm
Crest	31.58 dB
10 %	3.08 dB
1 %	5.08 dB
.1 %	6.84 dB
.01 %	20.00 dB

16QAM Middle channel-1 RB offset 0

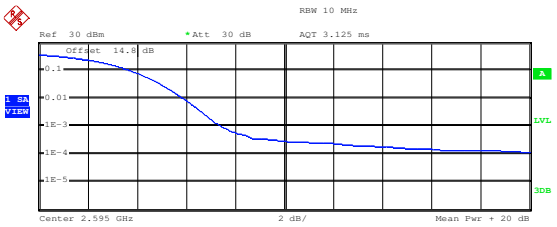

Complementary Cumulative Distribution Function (100000 samples)

Trace 1

Mean	-21.28 dBm
Peak	11.32 dBm
Crest	32.60 dB
10 %	3.76 dB
1 %	5.92 dB
.1 %	7.44 dB
.01 %	20.00 dB

QPSK Middle channel-1 RB offset 37

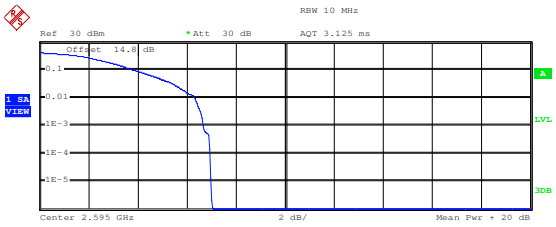

Complementary Cumulative Distribution Function (100000 samples)

Trace 1

Mean	21.71 dBm
Peak	28.74 dBm
Crest	7.03 dB
10 %	3.96 dB
1 %	6.36 dB
.1 %	6.68 dB
.01 %	6.96 dB

16QAM Middle channel-1 RB offset 37

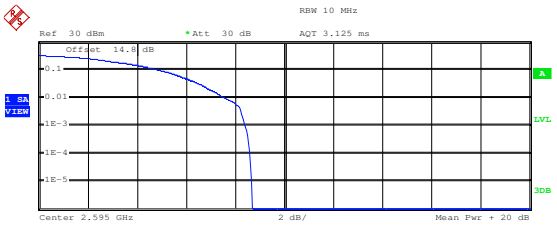

Complementary Cumulative Distribution Function (100000 samples)

Trace 1

Mean	19.71 dBm
Peak	28.39 dBm
Crest	8.68 dB
10 %	5.04 dB
1 %	7.60 dB
.1 %	8.44 dB
.01 %	8.60 dB

QPSK Middle channel-1 RB offset 74

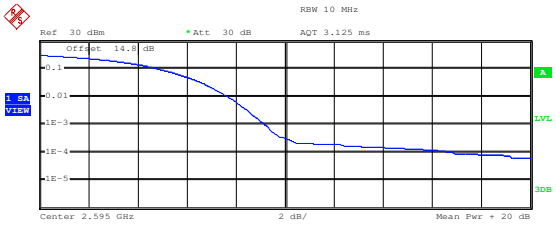

Complementary Cumulative Distribution Function (100000 samples)

Trace 1

Mean -14.15 dBm
Peak 10.61 dBm
Crest 24.76 dB

10 % 5.00 dB
1 % 7.72 dB
.1 % 9.24 dB
.01 % 17.80 dB

16QAM Middle channel-1 RB offset 74

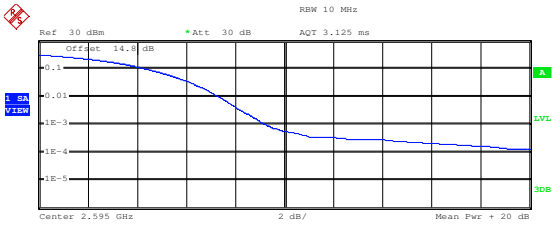

Complementary Cumulative Distribution Function (100000 samples)

Trace 1

Mean -13.97 dBm
Peak 9.98 dBm
Crest 23.95 dB

10 % 4.52 dB
1 % 7.36 dB
.1 % 9.32 dB
.01 % 20.00 dB

QPSK Middle channel-36 RB offset 0

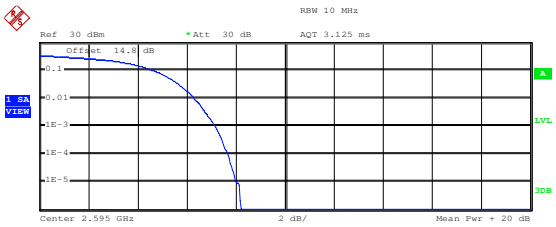

Complementary Cumulative Distribution Function (100000 samples)

Trace 1

Mean 18.64 dBm
Peak 26.84 dBm
Crest 8.20 dB

10 % 4.72 dB
1 % 6.32 dB
.1 % 7.16 dB
.01 % 7.72 dB

16QAM Middle channel-36 RB offset 0

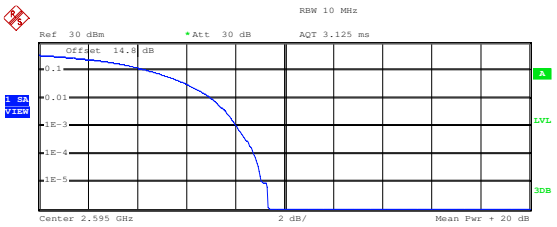

Complementary Cumulative Distribution Function (100000 samples)

Trace 1

Mean 17.84 dBm
Peak 27.19 dBm
Crest 9.35 dB

10 % 4.56 dB
1 % 7.04 dB
.1 % 8.08 dB
.01 % 8.76 dB

QPSK Middle channel-36 RB offset 20

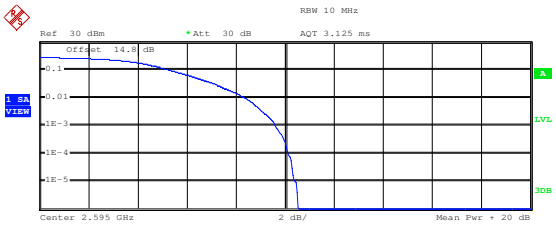

Complementary Cumulative Distribution Function (100000 samples)

Trace 1

Mean 18.21 dBm
Peak 28.74 dBm
Crest 10.53 dB

10 % 5.44 dB
1 % 8.40 dB
.1 % 9.64 dB
.01 % 10.16 dB

16QAM Middle channel-36 RB offset 20

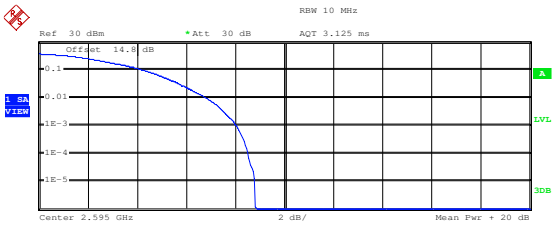

Complementary Cumulative Distribution Function (100000 samples)

Trace 1

Mean 19.42 dBm
Peak 28.25 dBm
Crest 8.83 dB

10 % 4.36 dB
1 % 6.84 dB
.1 % 8.08 dB
.01 % 8.52 dB

QPSK Middle channel-36 RB offset 39

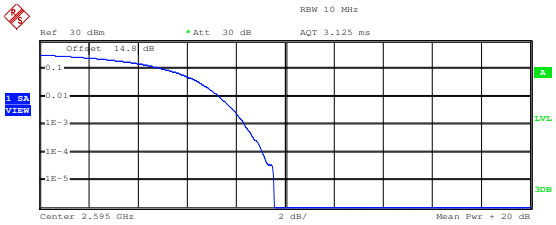

Complementary Cumulative Distribution Function (100000 samples)

	Trace 1
Mean	17.97 dBm
Peak	27.54 dBm
Crest	9.58 dB
10 %	5.20 dB
1 %	7.36 dB
.1 %	8.36 dB
.01 %	9.12 dB

16QAM Middle channel-36 RB offset 39

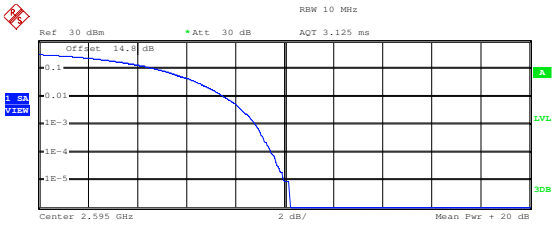

Complementary Cumulative Distribution Function (100000 samples)

	Trace 1
Mean	17.58 dBm
Peak	27.82 dBm
Crest	10.24 dB
10 %	4.88 dB
1 %	7.60 dB
.1 %	8.84 dB
.01 %	9.48 dB

QPSK Middle channel-75 RB offset 0

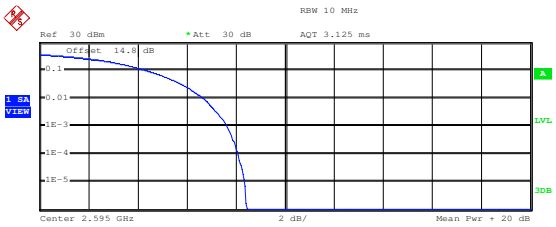

Complementary Cumulative Distribution Function (100000 samples)

	Trace 1
Mean	19.04 dBm
Peak	27.47 dBm
Crest	8.44 dB
10 %	4.44 dB
1 %	6.68 dB
.1 %	7.64 dB
.01 %	8.12 dB

16QAM Middle channel-75 RB offset 0

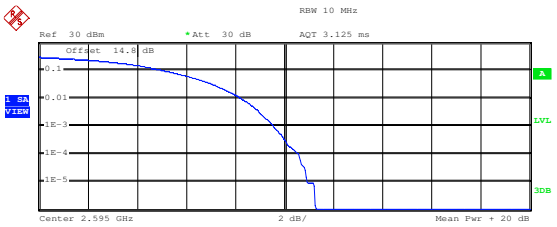

Complementary Cumulative Distribution Function (100000 samples)

	Trace 1
Mean	16.77 dBm
Peak	28.04 dBm
Crest	11.27 dB
10 %	5.20 dB
1 %	8.28 dB
.1 %	9.56 dB
.01 %	10.60 dB

QPSK High channel-1 RB offset 0

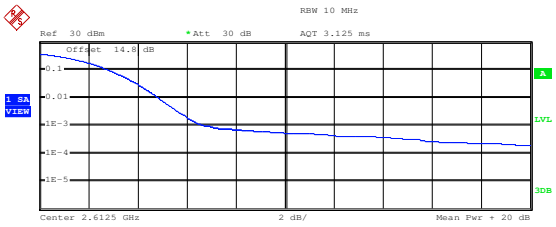

Complementary Cumulative Distribution Function (100000 samples)

	Trace 1
Mean	-19.91 dBm
Peak	11.95 dBm
Crest	31.86 dB
10 %	2.88 dB
1 %	4.88 dB
.1 %	7.00 dB
.01 %	20.00 dB

16QAM High channel-1 RB offset 0

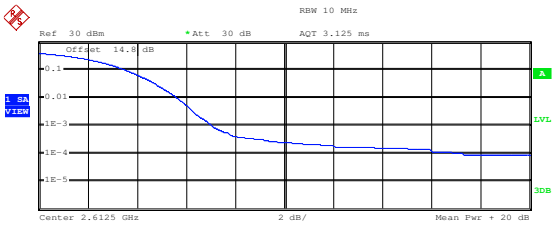

Complementary Cumulative Distribution Function (100000 samples)

	Trace 1
Mean	-21.05 dBm
Peak	6.52 dBm
Crest	27.57 dB
10 %	3.60 dB
1 %	5.64 dB
.1 %	7.08 dB
.01 %	20.00 dB

QPSK High channel-1 RB offset 37

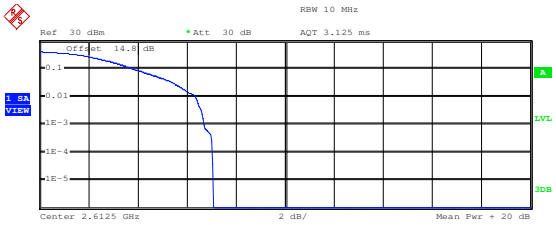

Complementary Cumulative Distribution Function (100000 samples)

Trace 1

Mean	21.95 dBm
Peak	29.02 dBm
Crest	7.07 dB
10 %	3.92 dB
1 %	6.36 dB
.1 %	6.72 dB
.01 %	7.08 dB

16QAM High channel-1 RB offset 37

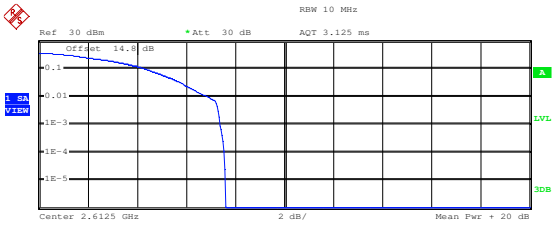

Complementary Cumulative Distribution Function (100000 samples)

Trace 1

Mean	20.58 dBm
Peak	28.18 dBm
Crest	7.60 dB
10 %	4.44 dB
1 %	6.92 dB
.1 %	7.40 dB
.01 %	7.56 dB

QPSK High channel-1 RB offset 74

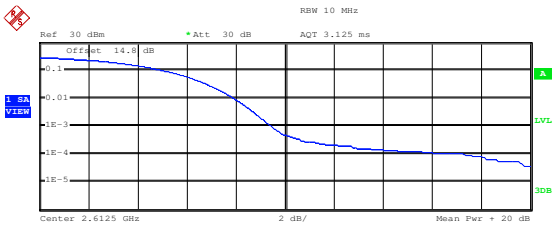

Complementary Cumulative Distribution Function (100000 samples)

Trace 1

Mean	-14.52 dBm
Peak	8.63 dBm
Crest	23.16 dB
10 %	5.16 dB
1 %	7.96 dB
.1 %	9.48 dB
.01 %	17.52 dB

16QAM High channel-1 RB offset 74

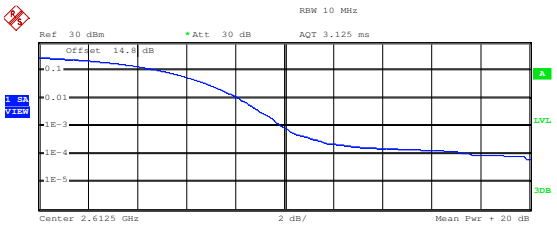

Complementary Cumulative Distribution Function (100000 samples)

Trace 1

Mean	-14.86 dBm
Peak	10.47 dBm
Crest	25.33 dB
10 %	5.04 dB
1 %	8.16 dB
.1 %	9.96 dB
.01 %	18.84 dB

QPSK High channel-36 RB offset 0

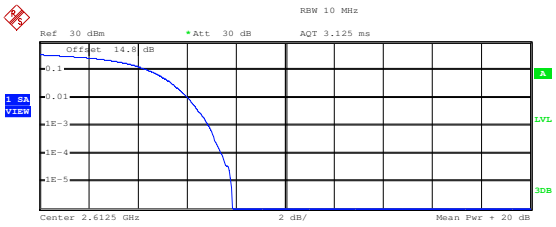

Complementary Cumulative Distribution Function (100000 samples)

Trace 1

Mean	18.90 dBm
Peak	26.77 dBm
Crest	7.87 dB
10 %	4.48 dB
1 %	6.08 dB
.1 %	6.92 dB
.01 %	7.44 dB

16QAM High channel-36 RB offset 0

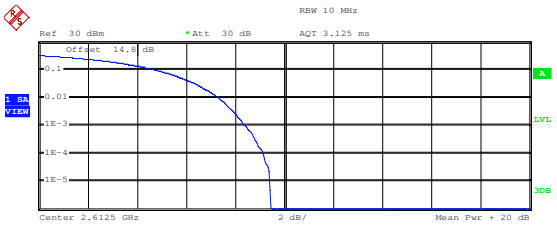

Complementary Cumulative Distribution Function (100000 samples)

Trace 1

Mean	17.40 dBm
Peak	26.84 dBm
Crest	9.43 dB
10 %	4.88 dB
1 %	7.32 dB
.1 %	8.44 dB
.01 %	9.16 dB

QPSK High channel-36 RB offset 20

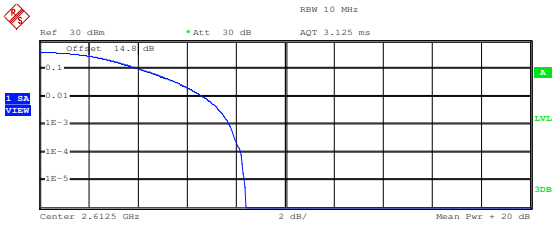

Complementary Cumulative Distribution Function (100000 samples)

Trace 1

Mean	19.96 dBm
Peak	28.39 dBm
Crest	8.42 dB
10 %	4.16 dB
1 %	6.72 dB
.1 %	7.76 dB
.01 %	8.20 dB

16QAM High channel-36 RB offset 20

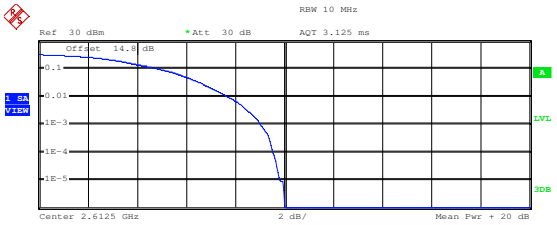

Complementary Cumulative Distribution Function (100000 samples)

Trace 1

Mean	18.24 dBm
Peak	28.25 dBm
Crest	10.01 dB
10 %	5.04 dB
1 %	7.72 dB
.1 %	9.08 dB
.01 %	9.56 dB

QPSK High channel-36 RB offset 39

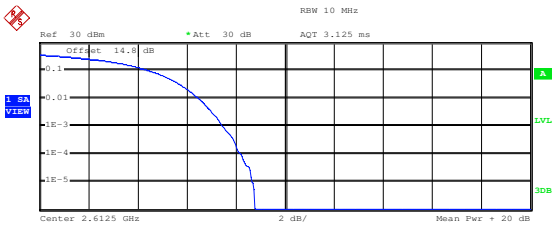

Complementary Cumulative Distribution Function (100000 samples)

Trace 1

Mean	18.83 dBm
Peak	27.61 dBm
Crest	8.78 dB
10 %	4.52 dB
1 %	6.48 dB
.1 %	7.48 dB
.01 %	8.24 dB

16QAM High channel-36 RB offset 39

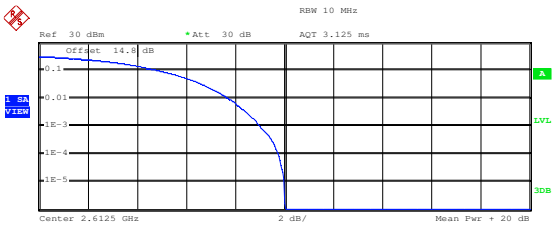

Complementary Cumulative Distribution Function (100000 samples)

Trace 1

Mean	17.02 dBm
Peak	27.05 dBm
Crest	10.03 dB
10 %	5.00 dB
1 %	7.76 dB
.1 %	9.04 dB
.01 %	9.76 dB

QPSK High channel-75 RB offset 0

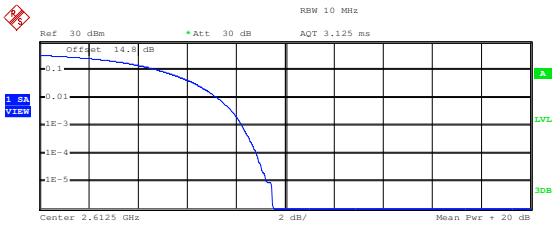

Complementary Cumulative Distribution Function (100000 samples)

Trace 1

Mean	18.31 dBm
Peak	27.82 dBm
Crest	9.51 dB
10 %	4.92 dB
1 %	7.28 dB
.1 %	8.28 dB
.01 %	8.84 dB

16QAM High channel-75 RB offset 0

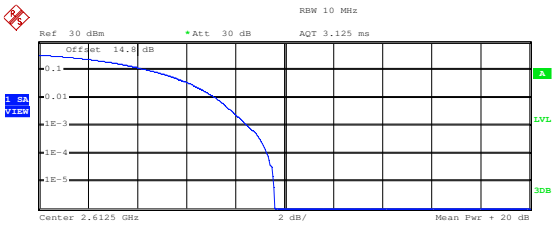

Complementary Cumulative Distribution Function (100000 samples)

Trace 1

Mean	17.99 dBm
Peak	27.61 dBm
Crest	9.62 dB
10 %	4.56 dB
1 %	7.24 dB
.1 %	8.52 dB
.01 %	9.32 dB

LTE TDD Band 38, Nominal Bandwidth: 20MHz

QPSK Low channel-1 RB offset 0

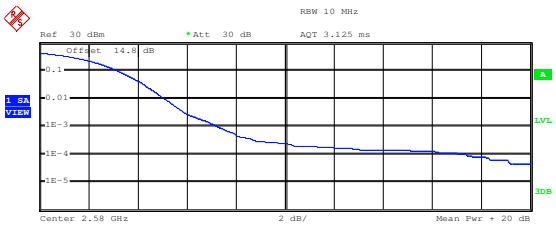

Complementary Cumulative Distribution Function (100000 samples)

Trace 1

Mean -19.91 dBm
Peak 8.21 dBm
Crest 28.12 dB

10 % 3.24 dB
1 % 5.12 dB
.1 % 7.36 dB
.01 % 17.56 dB

16QAM Low channel-1 RB offset 0

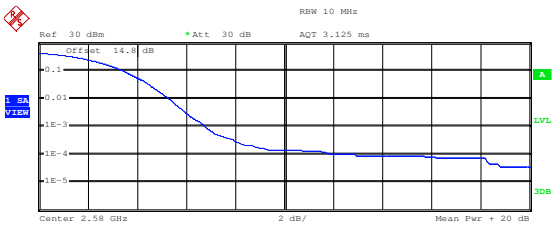

Complementary Cumulative Distribution Function (100000 samples)

Trace 1

Mean -20.19 dBm
Peak 2.07 dBm
Crest 22.26 dB

10 % 3.52 dB
1 % 5.32 dB
.1 % 6.80 dB
.01 % 15.64 dB

QPSK Low channel-1 RB offset 50

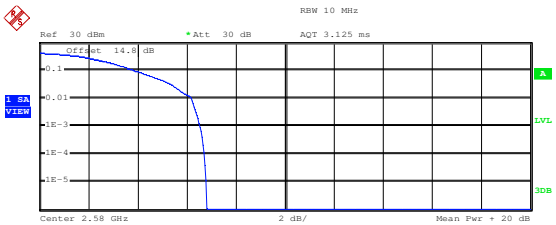

Complementary Cumulative Distribution Function (100000 samples)

Trace 1

Mean 22.22 dBm
Peak 29.02 dBm
Crest 6.80 dB

10 % 3.92 dB
1 % 6.20 dB
.1 % 6.56 dB
.01 % 6.72 dB

16QAM Low channel-1 RB offset 50

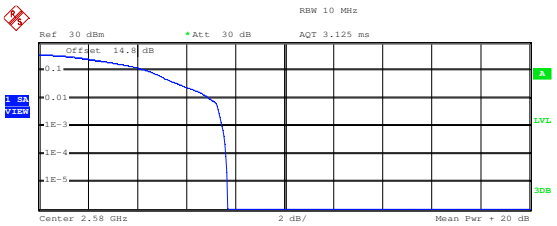

Complementary Cumulative Distribution Function (100000 samples)

Trace 1

Mean 20.99 dBm
Peak 28.67 dBm
Crest 7.68 dB

10 % 4.48 dB
1 % 6.96 dB
.1 % 7.48 dB
.01 % 7.64 dB

QPSK Low channel-1 RB offset 99

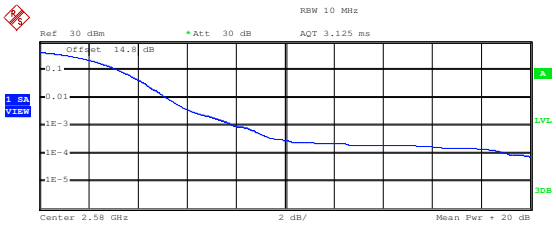

Complementary Cumulative Distribution Function (100000 samples)

Trace 1

Mean -19.84 dBm
Peak 6.87 dBm
Crest 26.71 dB

10 % 3.24 dB
1 % 5.20 dB
.1 % 8.20 dB
.01 % 19.68 dB

16QAM Low channel-1 RB offset 99

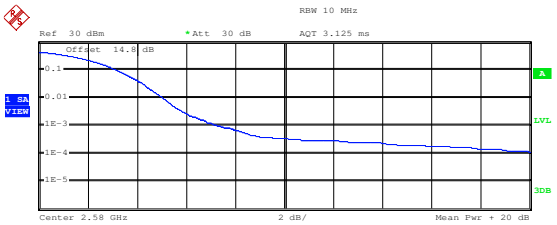

Complementary Cumulative Distribution Function (100000 samples)

Trace 1

Mean -19.70 dBm
Peak 4.97 dBm
Crest 24.67 dB

10 % 3.24 dB
1 % 5.08 dB
.1 % 7.44 dB
.01 % 20.00 dB

QPSK Low channel-50 RB offset 0

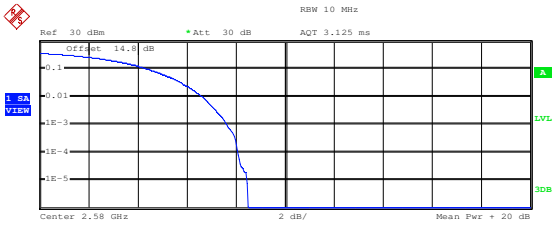

Complementary Cumulative Distribution Function (100000 samples)

Trace 1

Mean	17.99 dBm
Peak	26.48 dBm
Crest	8.49 dB
10 %	4.48 dB
1 %	6.64 dB
.1 %	7.68 dB
.01 %	8.12 dB

16QAM Low channel-50 RB offset 0

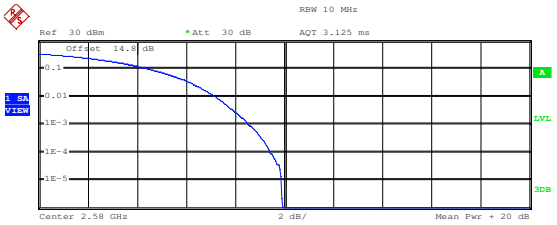

Complementary Cumulative Distribution Function (100000 samples)

Trace 1

Mean	16.72 dBm
Peak	26.63 dBm
Crest	9.91 dB
10 %	4.60 dB
1 %	7.20 dB
.1 %	8.56 dB
.01 %	9.44 dB

QPSK Low channel-50 RB offset 25

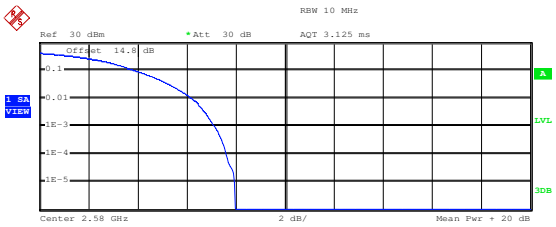

Complementary Cumulative Distribution Function (100000 samples)

Trace 1

Mean	20.41 dBm
Peak	28.39 dBm
Crest	7.98 dB
10 %	3.96 dB
1 %	6.24 dB
.1 %	7.16 dB
.01 %	7.64 dB

16QAM Low channel-50 RB offset 25

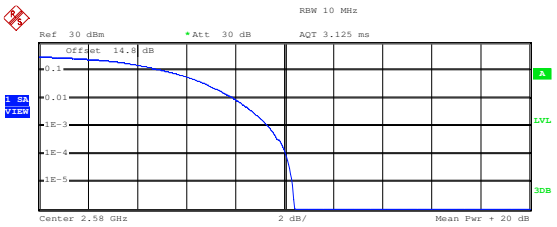

Complementary Cumulative Distribution Function (100000 samples)

Trace 1

Mean	18.06 dBm
Peak	28.46 dBm
Crest	10.40 dB
10 %	5.20 dB
1 %	7.96 dB
.1 %	9.36 dB
.01 %	10.08 dB

QPSK Low channel-50 RB offset 50

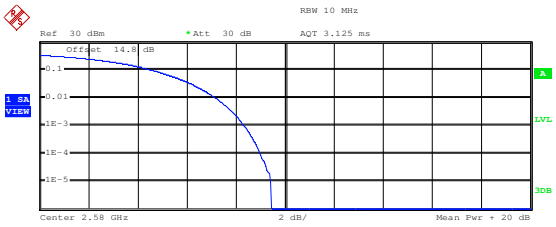

Complementary Cumulative Distribution Function (100000 samples)

Trace 1

Mean	17.88 dBm
Peak	27.33 dBm
Crest	9.45 dB
10 %	4.68 dB
1 %	7.20 dB
.1 %	8.36 dB
.01 %	9.00 dB

16QAM Low channel-50 RB offset 50

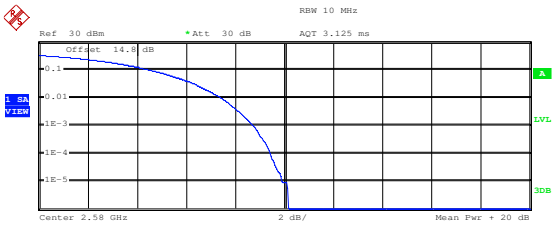

Complementary Cumulative Distribution Function (100000 samples)

Trace 1

Mean	17.01 dBm
Peak	27.19 dBm
Crest	10.18 dB
10 %	4.68 dB
1 %	7.44 dB
.1 %	8.76 dB
.01 %	9.44 dB

QPSK Low channel-100 RB offset 0

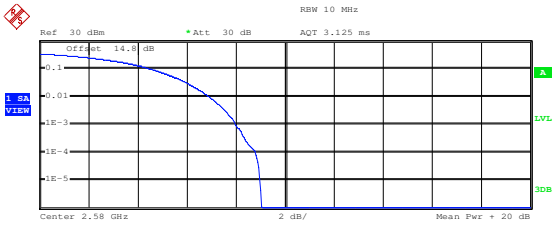

Complementary Cumulative Distribution Function (100000 samples)

Trace 1

Mean	17.92 dBm
Peak	26.98 dBm
Crest	9.05 dB
10 %	4.64 dB
1 %	6.96 dB
.1 %	8.00 dB
.01 %	8.80 dB

16QAM Low channel-100 RB offset 0

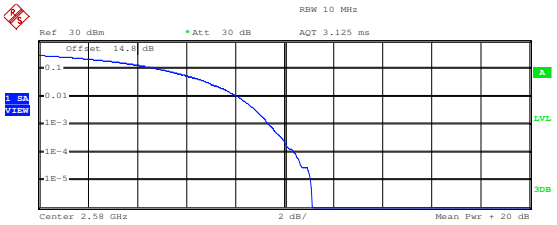

Complementary Cumulative Distribution Function (100000 samples)

Trace 1

Mean	16.27 dBm
Peak	27.40 dBm
Crest	11.13 dB
10 %	5.04 dB
1 %	8.16 dB
.1 %	9.40 dB
.01 %	10.44 dB

QPSK Middle channel-1 RB offset 0

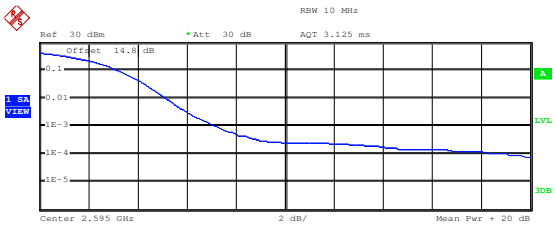

Complementary Cumulative Distribution Function (100000 samples)

Trace 1

Mean	-20.31 dBm
Peak	8.71 dBm
Crest	29.01 dB
10 %	3.24 dB
1 %	5.20 dB
.1 %	7.24 dB
.01 %	19.56 dB

16QAM Middle channel-1 RB offset 0

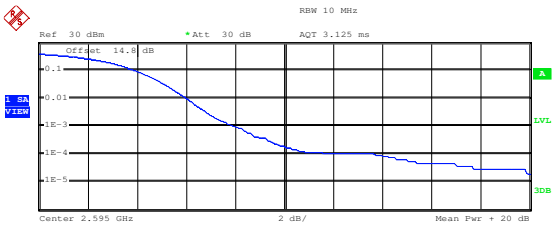

Complementary Cumulative Distribution Function (100000 samples)

Trace 1

Mean	-21.47 dBm
Peak	-0.54 dBm
Crest	20.94 dB
10 %	3.96 dB
1 %	6.04 dB
.1 %	8.04 dB
.01 %	13.88 dB

QPSK Middle channel-1 RB offset 50

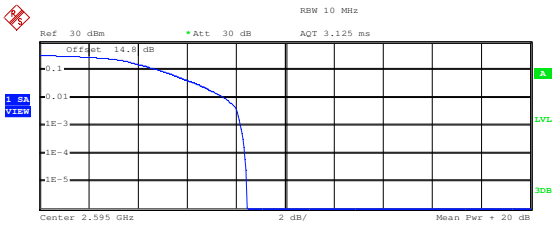

Complementary Cumulative Distribution Function (100000 samples)

Trace 1

Mean	20.28 dBm
Peak	28.74 dBm
Crest	8.46 dB
10 %	4.96 dB
1 %	7.56 dB
.1 %	8.20 dB
.01 %	8.40 dB

16QAM Middle channel-1 RB offset 50

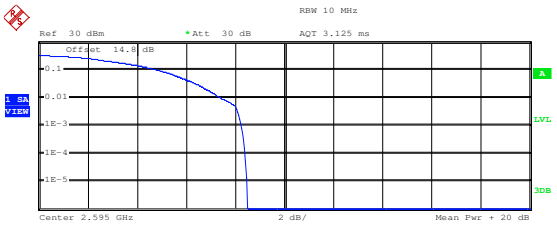

Complementary Cumulative Distribution Function (100000 samples)

Trace 1

Mean	20.34 dBm
Peak	28.81 dBm
Crest	8.48 dB
10 %	4.96 dB
1 %	7.44 dB
.1 %	8.28 dB
.01 %	8.44 dB

QPSK Middle channel-1 RB offset 99

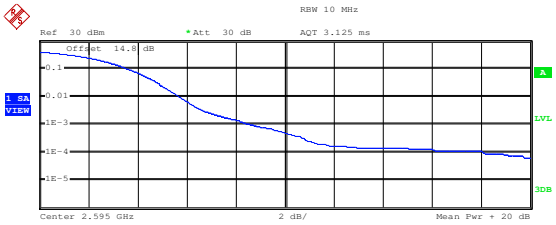

Complementary Cumulative Distribution Function (100000 samples)

	Trace 1
Mean	-20.89 dBm
Peak	6.73 dBm
Crest	27.62 dB
10 %	3.68 dB
1 %	5.72 dB
.1 %	8.72 dB
.01 %	18.84 dB

16QAM Middle channel-1 RB offset 99

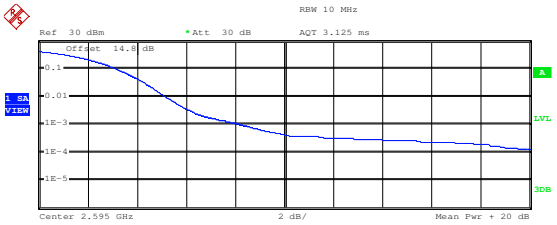

Complementary Cumulative Distribution Function (100000 samples)

	Trace 1
Mean	-20.36 dBm
Peak	5.18 dBm
Crest	25.54 dB
10 %	3.24 dB
1 %	5.20 dB
.1 %	8.36 dB
.01 %	20.00 dB

QPSK Middle channel-50 RB offset 0

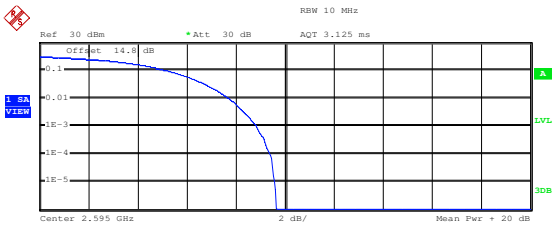

Complementary Cumulative Distribution Function (100000 samples)

	Trace 1
Mean	16.54 dBm
Peak	26.20 dBm
Crest	9.66 dB
10 %	5.28 dB
1 %	7.72 dB
.1 %	8.84 dB
.01 %	9.40 dB

16QAM Middle channel-50 RB offset 0

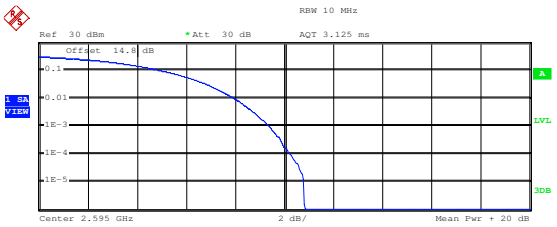

Complementary Cumulative Distribution Function (100000 samples)

	Trace 1
Mean	15.80 dBm
Peak	26.63 dBm
Crest	10.82 dB
10 %	5.08 dB
1 %	8.00 dB
.1 %	9.40 dB
.01 %	10.28 dB

QPSK Middle channel-50 RB offset 25

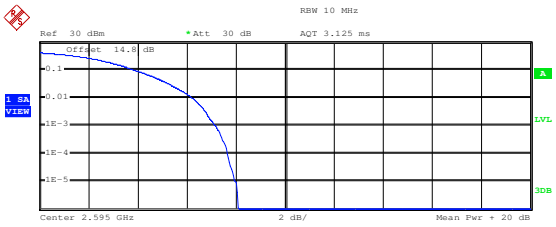

Complementary Cumulative Distribution Function (100000 samples)

	Trace 1
Mean	20.44 dBm
Peak	28.53 dBm
Crest	8.09 dB
10 %	3.96 dB
1 %	6.24 dB
.1 %	7.20 dB
.01 %	7.68 dB

16QAM Middle channel-50 RB offset 25

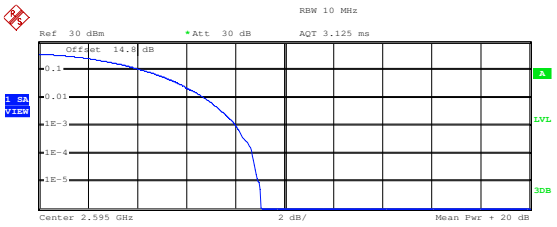

Complementary Cumulative Distribution Function (100000 samples)

	Trace 1
Mean	19.40 dBm
Peak	28.46 dBm
Crest	9.06 dB
10 %	4.32 dB
1 %	6.76 dB
.1 %	8.04 dB
.01 %	8.72 dB

QPSK Middle channel-50 RB offset 50

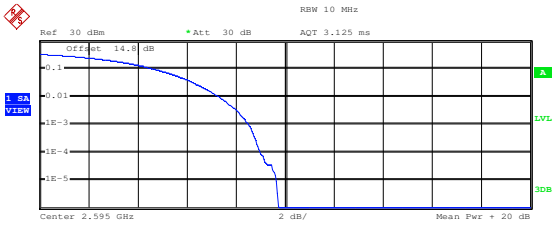

Complementary Cumulative Distribution Function (100000 samples)

Trace 1

Mean	17.82 dBm
Peak	27.54 dBm
Crest	9.73 dB
10 %	4.80 dB
1 %	7.36 dB
.1 %	8.52 dB
.01 %	9.04 dB

16QAM Middle channel-50 RB offset 50

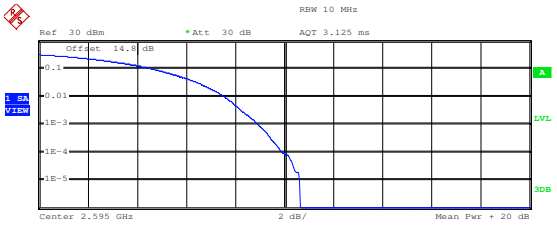

Complementary Cumulative Distribution Function (100000 samples)

Trace 1

Mean	16.89 dBm
Peak	27.54 dBm
Crest	10.65 dB
10 %	4.76 dB
1 %	7.60 dB
.1 %	8.96 dB
.01 %	9.96 dB

QPSK Middle channel-100 RB offset 0

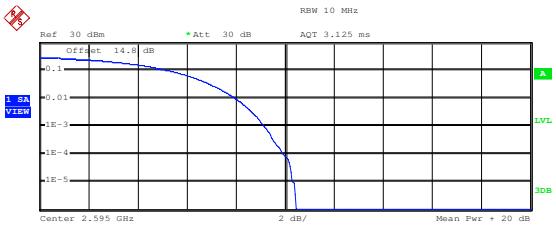

Complementary Cumulative Distribution Function (100000 samples)

Trace 1

Mean	16.53 dBm
Peak	26.98 dBm
Crest	10.44 dB
10 %	5.36 dB
1 %	8.00 dB
.1 %	9.16 dB
.01 %	9.92 dB

16QAM Middle channel-100 RB offset 0

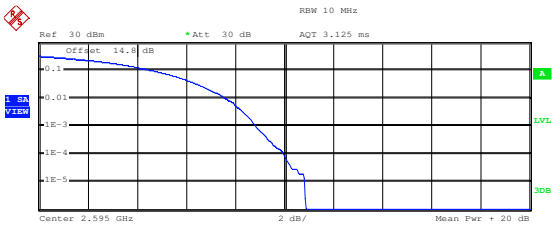

Complementary Cumulative Distribution Function (100000 samples)

Trace 1

Mean	16.82 dBm
Peak	27.68 dBm
Crest	10.87 dB
10 %	4.76 dB
1 %	7.64 dB
.1 %	8.84 dB
.01 %	10.00 dB

QPSK High channel-1 RB offset 0

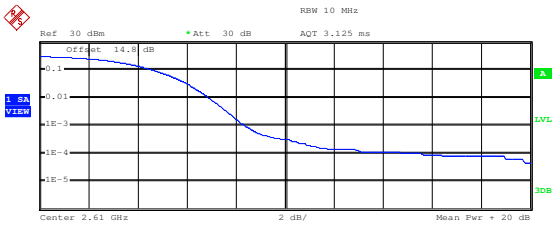

Complementary Cumulative Distribution Function (100000 samples)

Trace 1

Mean	-22.24 dBm
Peak	2.00 dBm
Crest	24.25 dB
10 %	4.72 dB
1 %	6.92 dB
.1 %	8.40 dB
.01 %	16.28 dB

16QAM High channel-1 RB offset 0

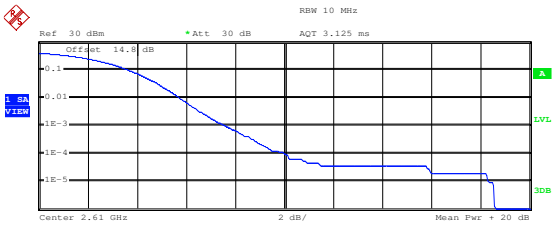

Complementary Cumulative Distribution Function (100000 samples)

Trace 1

Mean	-21.44 dBm
Peak	-2.87 dBm
Crest	18.57 dB
10 %	3.72 dB
1 %	5.76 dB
.1 %	7.64 dB
.01 %	10.12 dB

QPSK High channel-1 RB offset 50

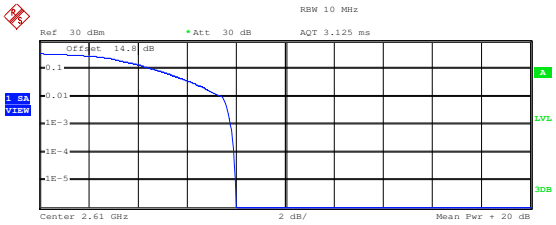

Complementary Cumulative Distribution Function (100000 samples)

Trace 1

Mean	20.95 dBm
Peak	28.95 dBm
Crest	8.00 dB
10 %	4.72 dB
1 %	7.48 dB
.1 %	7.80 dB
.01 %	7.92 dB

16QAM High channel-1 RB offset 50

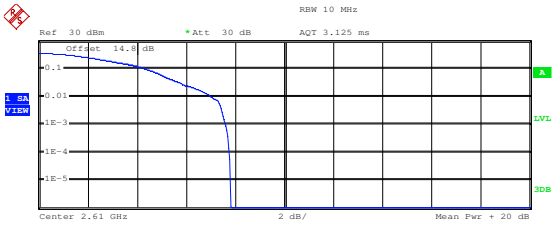

Complementary Cumulative Distribution Function (100000 samples)

Trace 1

Mean	20.78 dBm
Peak	28.60 dBm
Crest	7.82 dB
10 %	4.44 dB
1 %	7.04 dB
.1 %	7.64 dB
.01 %	7.80 dB

QPSK High channel-1 RB offset 99

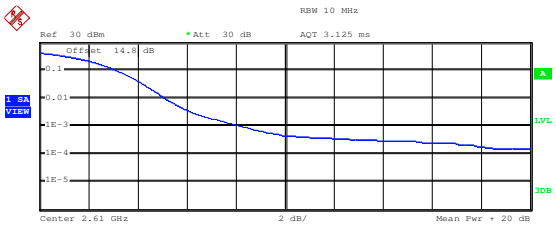

Complementary Cumulative Distribution Function (100000 samples)

Trace 1

Mean	-20.06 dBm
Peak	6.73 dBm
Crest	26.79 dB
10 %	3.20 dB
1 %	5.12 dB
.1 %	8.36 dB
.01 %	20.00 dB

16QAM High channel-1 RB offset 99

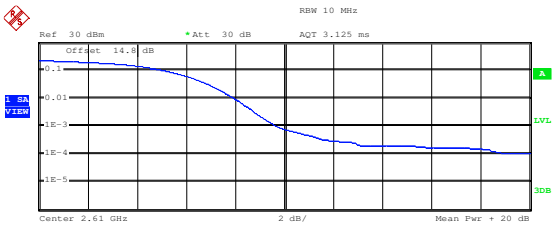

Complementary Cumulative Distribution Function (100000 samples)

Trace 1

Mean	-23.67 dBm
Peak	2.64 dBm
Crest	26.31 dB
10 %	5.24 dB
1 %	8.00 dB
.1 %	9.76 dB
.01 %	20.00 dB

QPSK High channel-50 RB offset 0

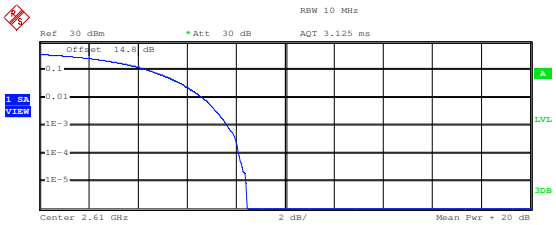

Complementary Cumulative Distribution Function (100000 samples)

Trace 1

Mean	17.89 dBm
Peak	26.34 dBm
Crest	8.45 dB
10 %	4.52 dB
1 %	6.68 dB
.1 %	7.68 dB
.01 %	8.12 dB

16QAM High channel-50 RB offset 0

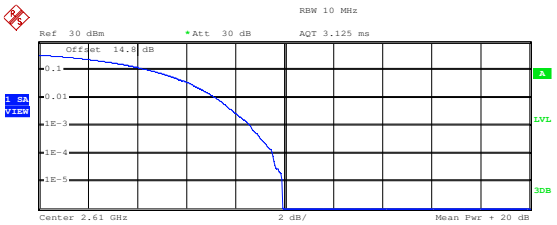

Complementary Cumulative Distribution Function (100000 samples)

Trace 1

Mean	16.75 dBm
Peak	26.70 dBm
Crest	9.94 dB
10 %	4.60 dB
1 %	7.24 dB
.1 %	8.64 dB
.01 %	9.52 dB

QPSK High channel-50 RB offset 25

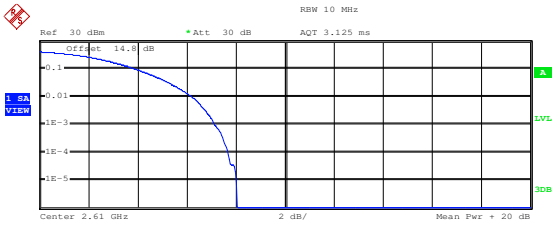

Complementary Cumulative Distribution Function (100000 samples)

	Trace 1
Mean	20.40 dBm
Peak	28.46 dBm
Crest	8.06 dB
10 %	4.00 dB
1 %	6.24 dB
.1 %	7.16 dB
.01 %	7.68 dB

16QAM High channel-50 RB offset 25

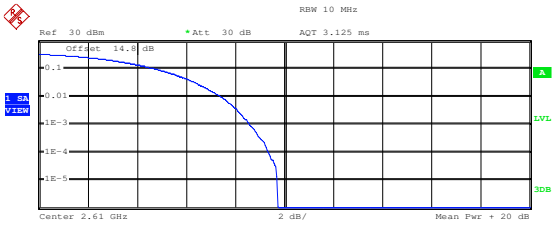

Complementary Cumulative Distribution Function (100000 samples)

	Trace 1
Mean	18.51 dBm
Peak	28.25 dBm
Crest	9.73 dB
10 %	4.88 dB
1 %	7.44 dB
.1 %	8.60 dB
.01 %	9.36 dB

QPSK High channel-50 RB offset 50

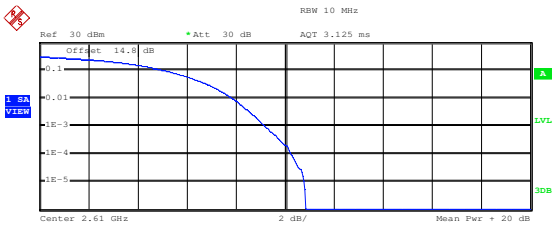

Complementary Cumulative Distribution Function (100000 samples)

	Trace 1
Mean	16.76 dBm
Peak	27.61 dBm
Crest	10.85 dB
10 %	5.20 dB
1 %	7.88 dB
.1 %	9.20 dB
.01 %	10.28 dB

16QAM High channel-50 RB offset 50

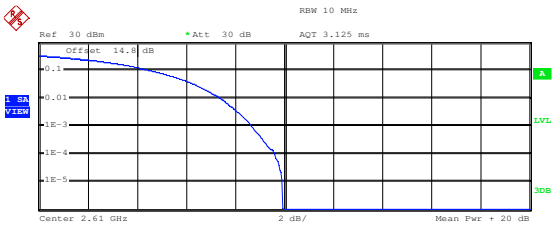

Complementary Cumulative Distribution Function (100000 samples)

	Trace 1
Mean	16.82 dBm
Peak	26.77 dBm
Crest	9.94 dB
10 %	4.68 dB
1 %	7.44 dB
.1 %	8.68 dB
.01 %	9.64 dB

QPSK High channel-100 RB offset 0

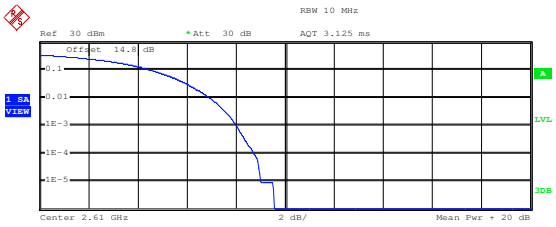

Complementary Cumulative Distribution Function (100000 samples)

	Trace 1
Mean	17.82 dBm
Peak	27.40 dBm
Crest	9.58 dB
10 %	4.64 dB
1 %	6.96 dB
.1 %	8.04 dB
.01 %	8.76 dB

16QAM High channel-100 RB offset 0

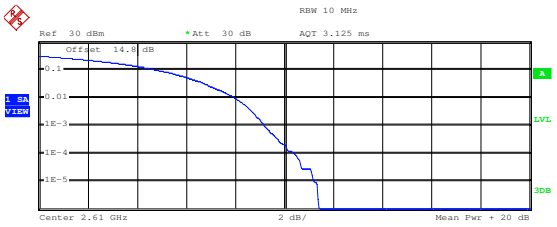

Complementary Cumulative Distribution Function (100000 samples)

	Trace 1
Mean	16.36 dBm
Peak	27.75 dBm
Crest	11.39 dB
10 %	4.96 dB
1 %	8.00 dB
.1 %	9.20 dB
.01 %	10.44 dB