Test Plot 1#: GSM 850_Face Up_Low

DUT: PoC Radio; Type: PNC380; Serial: RDG200109003-SA-S2

Communication System: UID 0, Generic GSM (0); Frequency: 824.2 MHz;Duty Cycle: 1:8
Medium parameters used (interpolated): f = 824.2 MHz; σ = 0.891 S/m; εr = 41.435; ρ = 1000 kg/m^3
Phantom section: Flat Section

DASY5 Configuration:

- Probe: EX3DV4 - SN7520; ConvF(9.71, 9.71, 9.71) @ 824.2 MHz;
- Sensor-Surface: 4mm (Mechanical Surface Detection)
- Electronics: DAE4 Sn1561; Calibrated: 2019/09/13
- Phantom: SAM-Twin V8.0 P1aP2a; Type: QD 000 P41 AA ; Serial: 1962
- Measurement SW: DASY52, Version 52.10 (2);

Face Up/GSM 850 Low/Area Scan (71x91x1): Interpolated grid: dx=1.500 mm, dy=1.500 mm
Maximum value of SAR (interpolated) = 0.288 W/kg

Face Up/GSM 850 Low/Zoom Scan (5x5x5)/Cube 0: Measurement grid: dx=8mm, dy=8mm, dz=8mm
Reference Value = 17.54 V/m; Power Drift = -0.12 dB
Peak SAR (extrapolated) = 0.357 W/kg
SAR(1 g) = 0.273 W/kg; SAR(10 g) = 0.201 W/kg
Maximum value of SAR (measured) = 0.286 W/kg

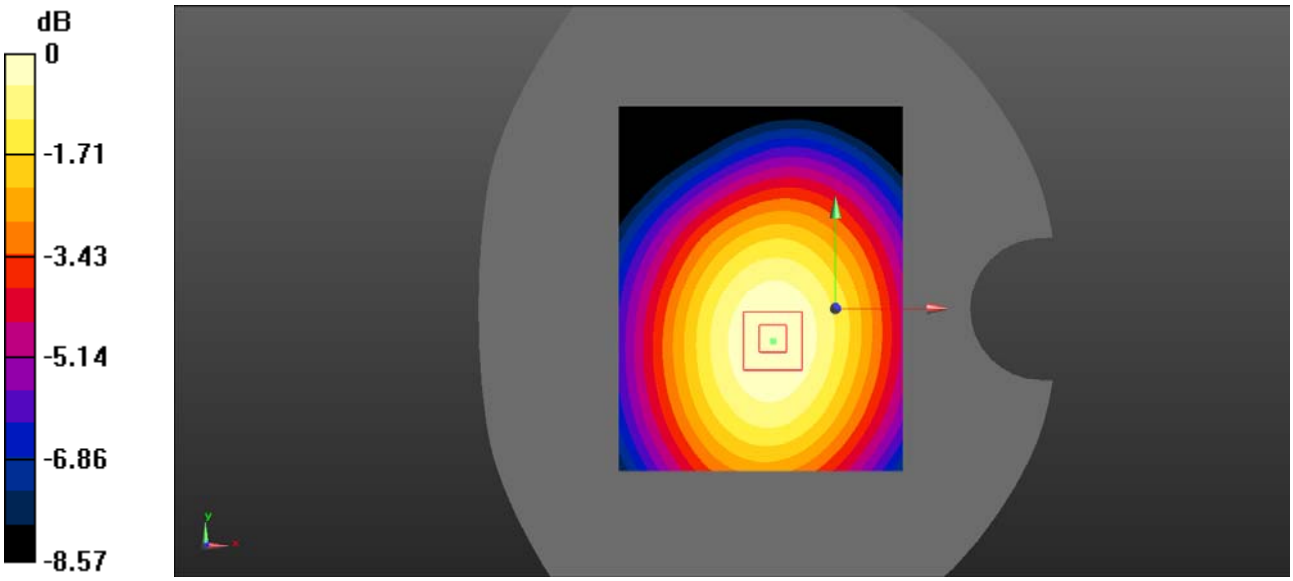

0 dB = 0.286 W/kg = -5.44 dBW/kg

Test Plot 2#: GSM 850_Face Up_Mid

DUT: PoC Radio; Type: PNC380; Serial: RDG200109003-SA-S2

Communication System: UID 0, Generic GSM (0); Frequency: 836.6 MHz;Duty Cycle: 1:8
Medium parameters used (interpolated): f = 836.6 MHz; σ = 0.927 S/m; εr = 41.604; ρ = 1000 kg/m^3
Phantom section: Flat Section

DASY5 Configuration:

- Probe: EX3DV4 - SN7520; ConvF(9.71, 9.71, 9.71) @ 836.6 MHz;
- Sensor-Surface: 4mm (Mechanical Surface Detection)
- Electronics: DAE4 Sn1561; Calibrated: 2019/09/13
- Phantom: SAM-Twin V8.0 P1aP2a; Type: QD 000 P41 AA ; Serial: 1962
- Measurement SW: DASY52, Version 52.10 (2);

Face Up/GSM 850 Mid/Area Scan (71x91x1): Interpolated grid: dx=1.500 mm, dy=1.500 mm
Maximum value of SAR (interpolated) = 0.321 W/kg

Face Up/GSM 850 Mid/Zoom Scan (5x5x5)/Cube 0: Measurement grid: dx=8mm, dy=8mm, dz=8mm
Reference Value = 19.14 V/m; Power Drift = -0.11 dB
Peak SAR (extrapolated) = 0.402 W/kg
SAR(1 g) = 0.304 W/kg; SAR(10 g) = 0.219 W/kg
Maximum value of SAR (measured) = 0.319 W/kg

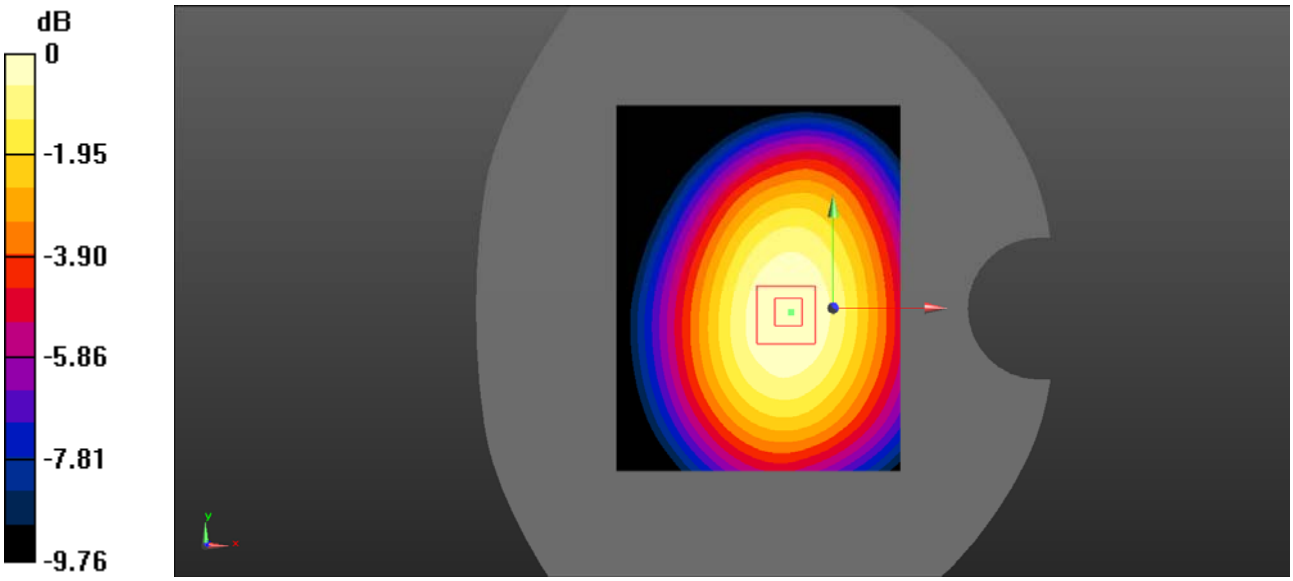

0 dB = 0.319 W/kg = -4.96 dBW/kg

Test Plot 3#: GSM 850_Face Up_High

DUT: PoC Radio; Type: PNC380; Serial: RDG200109003-SA-S2

Communication System: UID 0, Generic GSM (0); Frequency: 848.8 MHz;Duty Cycle: 1:8
Medium parameters used (interpolated): f = 848.8 MHz; σ = 0.948 S/m; εr = 41.527; ρ = 1000 kg/m^3
Phantom section: Flat Section

DASY5 Configuration:

- Probe: EX3DV4 - SN7520; ConvF(9.71, 9.71, 9.71) @ 848.8 MHz;
- Sensor-Surface: 4mm (Mechanical Surface Detection)
- Electronics: DAE4 Sn1561; Calibrated: 2019/09/13
- Phantom: SAM-Twin V8.0 P1aP2a; Type: QD 000 P41 AA ; Serial: 1962
- Measurement SW: DASY52, Version 52.10 (2);

Face Up/GSM 850 High/Area Scan (71x91x1): Interpolated grid: dx=1.500 mm, dy=1.500 mm
Maximum value of SAR (interpolated) = 0.395 W/kg

Face Up/GSM 850 High/Zoom Scan (5x5x5)/Cube 0: Measurement grid: dx=8mm, dy=8mm, dz=8mm
Reference Value = 19.59 V/m; Power Drift = -0.02 dB
Peak SAR (extrapolated) = 0.490 W/kg
SAR(1 g) = 0.376 W/kg; SAR(10 g) = 0.275 W/kg
Maximum value of SAR (measured) = 0.395 W/kg

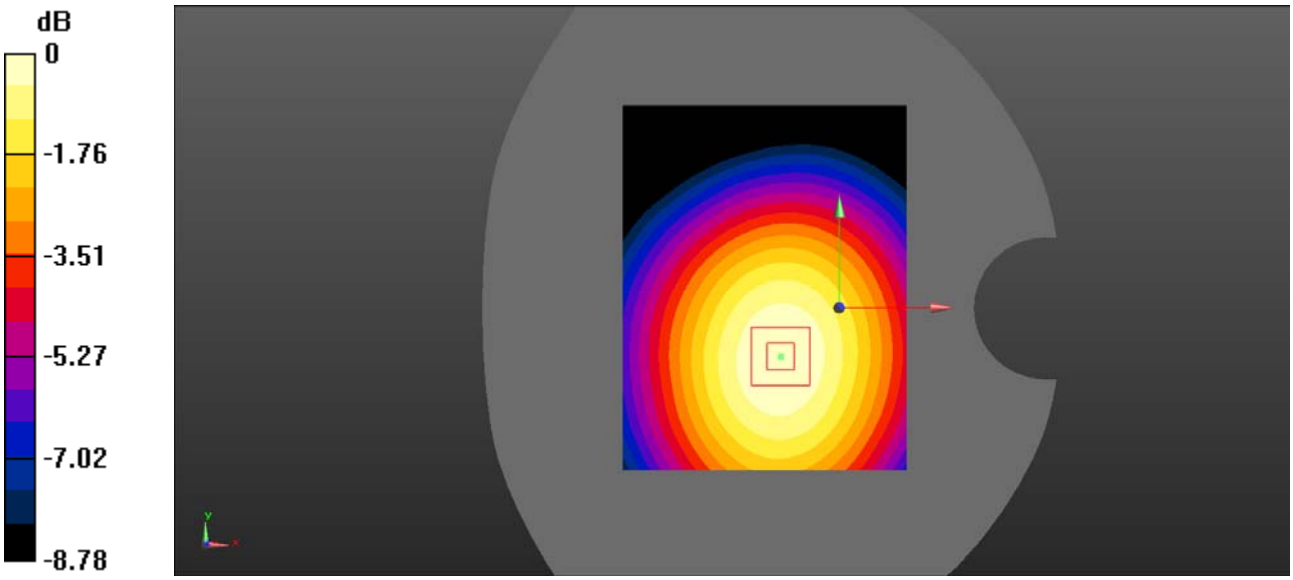

0 dB = 0.395 W/kg = -4.03 dBW/kg

Test Plot 4#: GSM 850_Body Worn Back_Mid

DUT: PoC Radio; Type: PNC380; Serial: RDG200109003-SA-S2

Communication System: UID 0, Generic GSM (0); Frequency: 836.6 MHz;Duty Cycle: 1:8
Medium parameters used (interpolated): f = 836.6 MHz; σ = 0.927 S/m; εr = 41.604; ρ = 1000 kg/m^3
Phantom section: Flat Section

DASY5 Configuration:

- Probe: EX3DV4 - SN7520; ConvF(9.71, 9.71, 9.71) @ 836.6 MHz;
- Sensor-Surface: 4mm (Mechanical Surface Detection)
- Electronics: DAE4 Sn1561; Calibrated: 2019/09/13
- Phantom: SAM-Twin V8.0 P1aP2a; Type: QD 000 P41 AA ; Serial: 1962
- Measurement SW: DASY52, Version 52.10 (2);

Body Worn Back/GSM 850 Mid 2/Area Scan (71x101x1): Interpolated grid: dx=1.500 mm, dy=1.500 mm
Maximum value of SAR (interpolated) = 0.348 W/kg

Body Worn Back/GSM 850 Mid 2/Zoom Scan (5x5x5)/Cube 0: Measurement grid: dx=8mm, dy=8mm, dz=8mm
Reference Value = 18.71 V/m; Power Drift = 0.02 dB
Peak SAR (extrapolated) = 0.437 W/kg
SAR(1 g) = 0.333 W/kg; SAR(10 g) = 0.241 W/kg
Maximum value of SAR (measured) = 0.349 W/kg

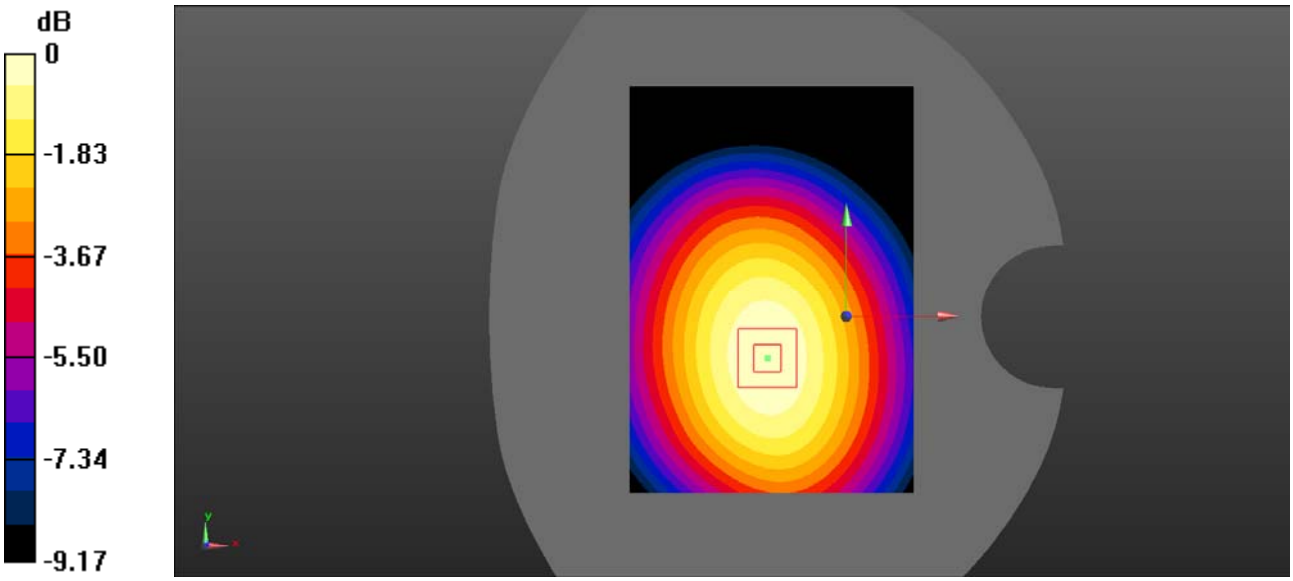

0 dB = 0.349 W/kg = -4.57 dBW/kg

Test Plot 5#: GSM 850_Body Back_Low

DUT: PoC Radio; Type: PNC380; Serial: RDG200109003-SA-S2

Communication System: UID 0, Generic GPRS-2 slots (0); Frequency: 824.2 MHz;Duty Cycle: 1:4
Medium parameters used (interpolated): f = 824.2 MHz; σ = 0.891 S/m; εr = 41.435; ρ = 1000 kg/m^3
Phantom section: Flat Section

DASY5 Configuration:

- Probe: EX3DV4 - SN7520; ConvF(9.71, 9.71, 9.71) @ 824.2 MHz;
- Sensor-Surface: 4mm (Mechanical Surface Detection)
- Electronics: DAE4 Sn1561; Calibrated: 2019/09/13
- Phantom: SAM-Twin V8.0 P1aP2a; Type: QD 000 P41 AA ; Serial: 1962
- Measurement SW: DASY52, Version 52.10 (2);

Body Back/GSM 850 Low/Area Scan (71x101x1): Interpolated grid: dx=1.500 mm, dy=1.500 mm
Maximum value of SAR (interpolated) = 0.353 W/kg

Body Back/GSM 850 Low/Zoom Scan (5x5x5)/Cube 0: Measurement grid: dx=8mm, dy=8mm, dz=8mm
Reference Value = 19.37 V/m; Power Drift = -0.02 dB
Peak SAR (extrapolated) = 0.448 W/kg
SAR(1 g) = 0.336 W/kg; SAR(10 g) = 0.240 W/kg
Maximum value of SAR (measured) = 0.354 W/kg

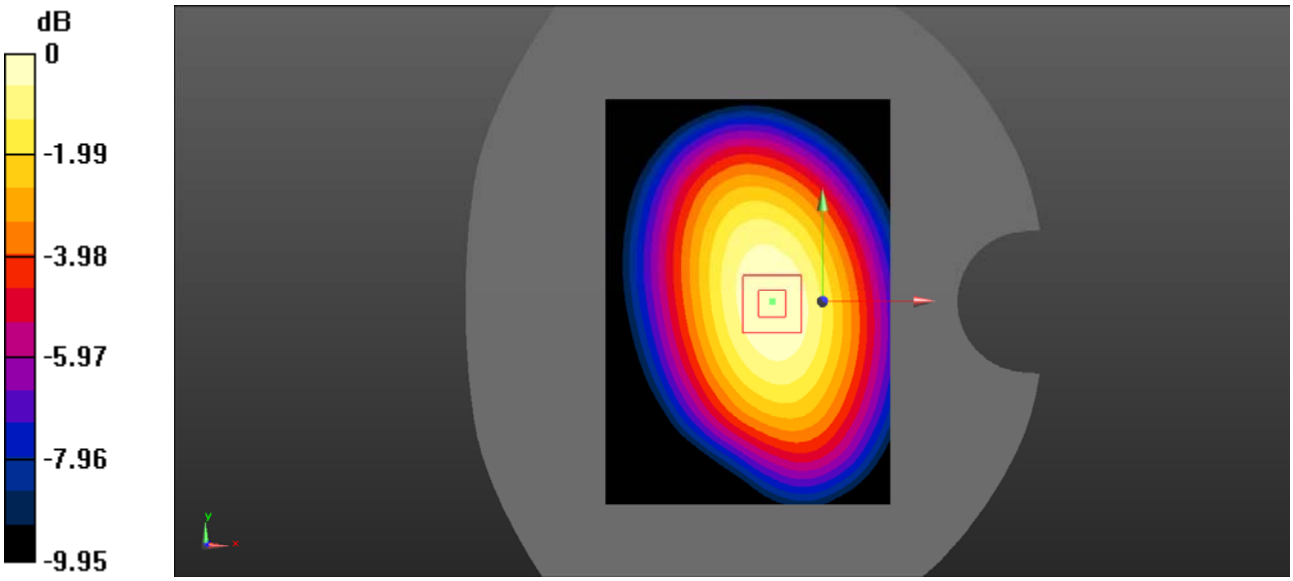

0 dB = 0.354 W/kg = -4.51 dBW/kg

Test Plot 6#: GSM 850_Body Back_Mid

DUT: PoC Radio; Type: PNC380; Serial: RDG200109003-SA-S2

Communication System: UID 0, Generic GPRS-2 slots (0); Frequency: 836.6 MHz;Duty Cycle: 1:4
Medium parameters used (interpolated): f = 836.6 MHz; σ = 0.927 S/m; εr = 41.604; ρ = 1000 kg/m^3
Phantom section: Flat Section

DASY5 Configuration:

- Probe: EX3DV4 - SN7520; ConvF(9.71, 9.71, 9.71) @ 836.6 MHz;
- Sensor-Surface: 4mm (Mechanical Surface Detection)
- Electronics: DAE4 Sn1561; Calibrated: 2019/09/13
- Phantom: SAM-Twin V8.0 P1aP2a; Type: QD 000 P41 AA ; Serial: 1962
- Measurement SW: DASY52, Version 52.10 (2);

Body Back/GSM 850 Mid/Area Scan (71x101x1): Interpolated grid: dx=1.500 mm, dy=1.500 mm
Maximum value of SAR (interpolated) = 0.404 W/kg

Body Back/GSM 850 Mid/Zoom Scan (5x5x5)/Cube 0: Measurement grid: dx=8mm, dy=8mm, dz=8mm
Reference Value = 21.05 V/m; Power Drift = -0.01 dB
Peak SAR (extrapolated) = 0.516 W/kg
SAR(1 g) = 0.388 W/kg; SAR(10 g) = 0.276 W/kg
Maximum value of SAR (measured) = 0.408 W/kg

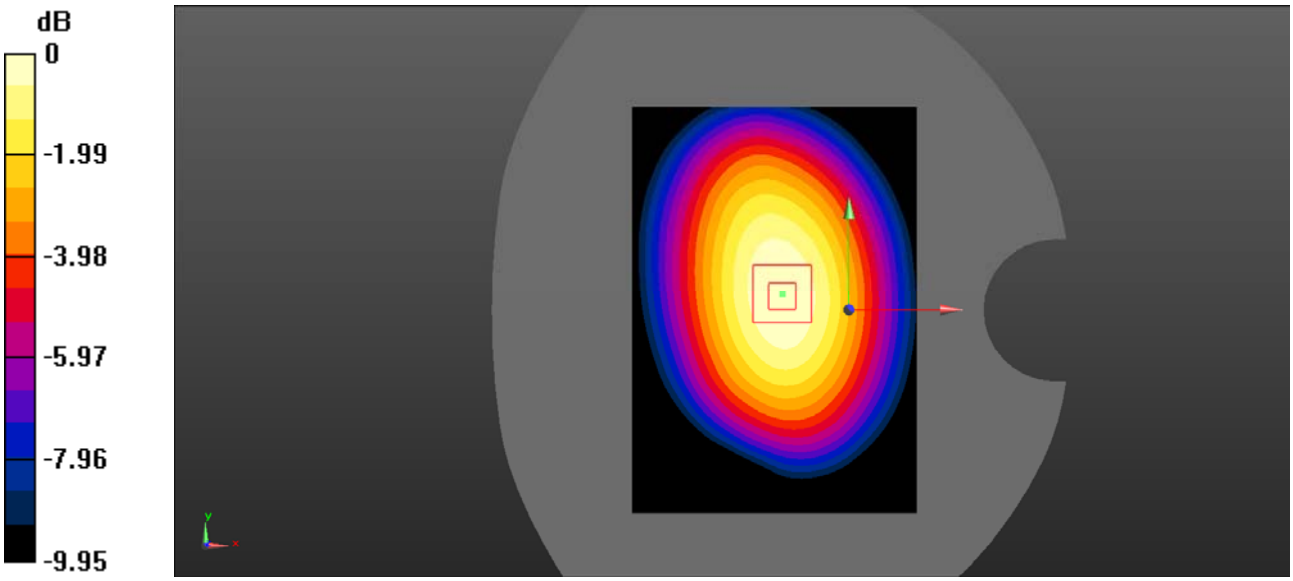

0 dB = 0.408 W/kg = -3.89 dBW/kg

Test Plot 7#: GSM 850_Body Back_High

DUT: PoC Radio; Type: PNC380; Serial: RDG200109003-SA-S2

Communication System: UID 0, Generic GPRS-2 slots (0); Frequency: 848.8 MHz;Duty Cycle: 1:4
Medium parameters used (interpolated): f = 848.8 MHz; σ = 0.948 S/m; εr = 41.527; ρ = 1000 kg/m^3
Phantom section: Flat Section

DASY5 Configuration:

- Probe: EX3DV4 - SN7520; ConvF(9.71, 9.71, 9.71) @ 848.8 MHz;
- Sensor-Surface: 4mm (Mechanical Surface Detection)
- Electronics: DAE4 Sn1561; Calibrated: 2019/09/13
- Phantom: SAM-Twin V8.0 P1aP2a; Type: QD 000 P41 AA ; Serial: 1962
- Measurement SW: DASY52, Version 52.10 (2);

Body Back/GSM 850 High/Area Scan (71x101x1): Interpolated grid: dx=1.500 mm, dy=1.500 mm
Maximum value of SAR (interpolated) = 0.447 W/kg

Body Back/GSM 850 High/Zoom Scan (5x5x5)/Cube 0: Measurement grid: dx=8mm, dy=8mm, dz=8mm
Reference Value = 21.37 V/m; Power Drift = 0.05 dB
Peak SAR (extrapolated) = 0.562 W/kg
SAR(1 g) = 0.425 W/kg; SAR(10 g) = 0.302 W/kg
Maximum value of SAR (measured) = 0.448 W/kg

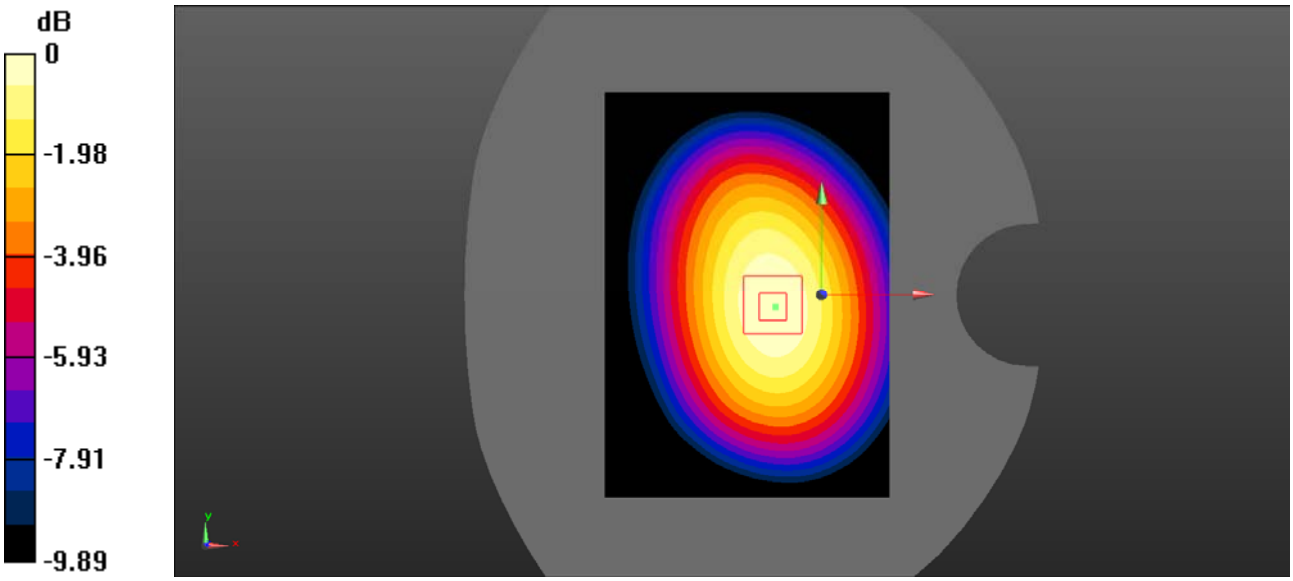

0 dB = 0.448 W/kg = -3.49 dBW/kg

Test Plot 8#: GSM 1900_Face Up_Low

DUT: PoC Radio; Type: PNC380; Serial: RDG200109003-SA-S2

Communication System: UID 0, Generic GSM (0); Frequency: 1850.2 MHz;Duty Cycle: 1:8
Medium parameters used (interpolated): f = 1850.2 MHz; σ = 1.402 S/m; εr = 41.161; ρ = 1000 kg/m^3
Phantom section: Flat Section

DASY5 Configuration:

- Probe: EX3DV4 - SN7520; ConvF(8.17, 8.17, 8.17) @ 1850.2 MHz;
- Sensor-Surface: 4mm (Mechanical Surface Detection)
- Electronics: DAE4 Sn1561; Calibrated: 2019/09/13
- Phantom: SAM-Twin V8.0 P1aP2a; Type: QD 000 P41 AA ; Serial: 1962
- Measurement SW: DASY52, Version 52.10 (2);

Face Up/GSM 1900 Low/Area Scan (71x101x1): Interpolated grid: dx=1.500 mm, dy=1.500 mm
Maximum value of SAR (interpolated) = 0.138 W/kg

Face Up/GSM 1900 Low/Zoom Scan (5x5x5)/Cube 0: Measurement grid: dx=8mm, dy=8mm, dz=8mm
Reference Value = 3.814 V/m; Power Drift = 0.17 dB
Peak SAR (extrapolated) = 0.188 W/kg
SAR(1 g) = 0.128 W/kg; SAR(10 g) = 0.086 W/kg
Maximum value of SAR (measured) = 0.133 W/kg

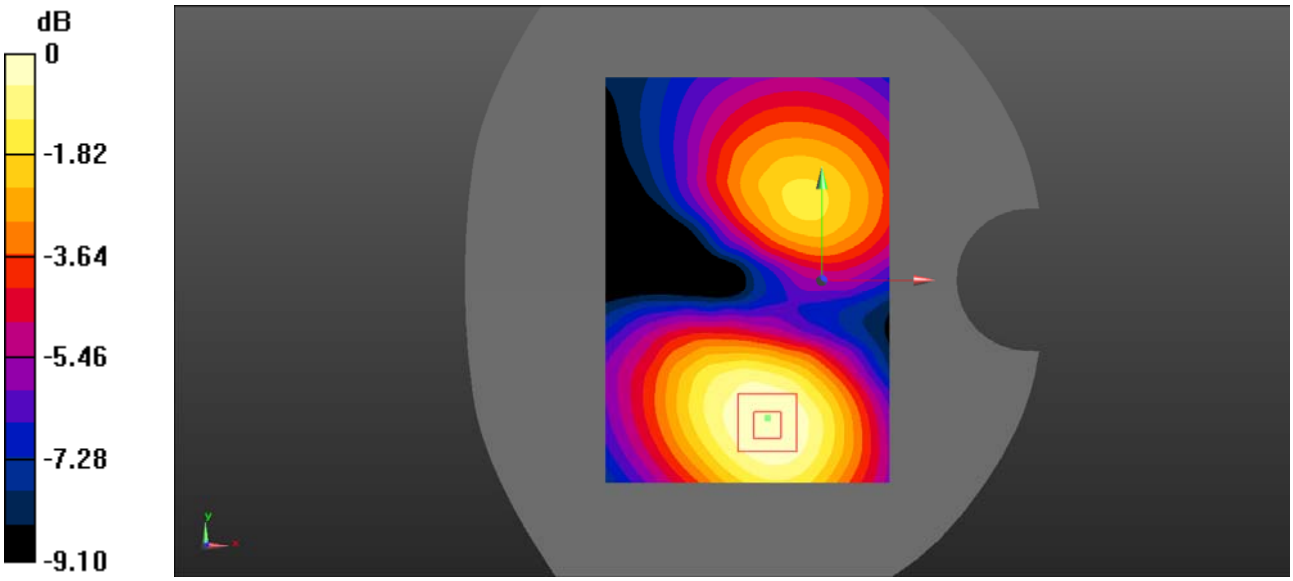

0 dB = 0.133 W/kg = -8.76 dBW/kg

Test Plot 9#: GSM 1900_Face Up_Mid

DUT: PoC Radio; Type: PNC380; Serial: RDG200109003-SA-S2

Communication System: UID 0, Generic GSM (0); Frequency: 1880 MHz;Duty Cycle: 1:8
Medium parameters used (interpolated): f = 1880 MHz; σ = 1.415 S/m; εr = 40.704; ρ = 1000 kg/m^3
Phantom section: Flat Section

DASY5 Configuration:

- Probe: EX3DV4 - SN7520; ConvF(8.17, 8.17, 8.17) @ 1880 MHz;
- Sensor-Surface: 4mm (Mechanical Surface Detection)
- Electronics: DAE4 Sn1561; Calibrated: 2019/09/13
- Phantom: SAM-Twin V8.0 P1aP2a; Type: QD 000 P41 AA ; Serial: 1962
- Measurement SW: DASY52, Version 52.10 (2);

Face Up/GSM 1900 Mid/Area Scan (71x91x1): Interpolated grid: dx=1.500 mm, dy=1.500 mm
Maximum value of SAR (interpolated) = 0.150 W/kg

Face Up/GSM 1900 Mid/Zoom Scan (5x5x5)/Cube 0: Measurement grid: dx=8mm, dy=8mm, dz=8mm
Reference Value = 9.768 V/m; Power Drift = 0.02 dB
Peak SAR (extrapolated) = 0.211 W/kg
SAR(1 g) = 0.138 W/kg; SAR(10 g) = 0.089 W/kg
Maximum value of SAR (measured) = 0.148 W/kg

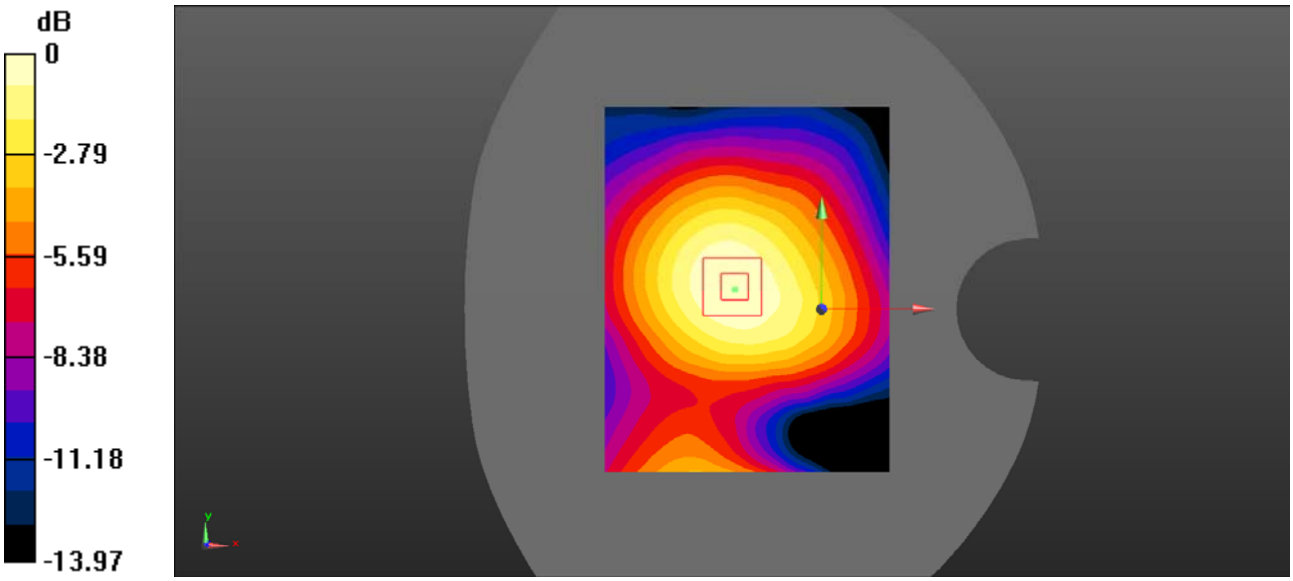

0 dB = 0.148 W/kg = -8.30 dBW/kg

Test Plot 10#: GSM 1900_Face Up_High

DUT: PoC Radio; Type: PNC380; Serial: RDG200109003-SA-S2

Communication System: UID 0, Generic GSM (0); Frequency: 1909.8 MHz;Duty Cycle: 1:8
Medium parameters used (interpolated): f = 1909.8 MHz; σ = 1.443 S/m; εr = 40.318; ρ = 1000 kg/m^3
Phantom section: Flat Section

DASY5 Configuration:

- Probe: EX3DV4 - SN7520; ConvF(8.17, 8.17, 8.17) @ 1909.8 MHz;
- Sensor-Surface: 4mm (Mechanical Surface Detection)
- Electronics: DAE4 Sn1561; Calibrated: 2019/09/13
- Phantom: SAM-Twin V8.0 P1aP2a; Type: QD 000 P41 AA ; Serial: 1962
- Measurement SW: DASY52, Version 52.10 (2);

Face Up/GSM 1900 High/Area Scan (71x91x1): Interpolated grid: dx=1.500 mm, dy=1.500 mm
Maximum value of SAR (interpolated) = 0.130 W/kg

Face Up/GSM 1900 High/Zoom Scan (5x5x5)/Cube 0: Measurement grid: dx=8mm, dy=8mm, dz=8mm
Reference Value = 4.200 V/m; Power Drift = -0.13 dB
Peak SAR (extrapolated) = 0.180 W/kg
SAR(1 g) = 0.120 W/kg; SAR(10 g) = 0.081 W/kg
Maximum value of SAR (measured) = 0.129 W/kg

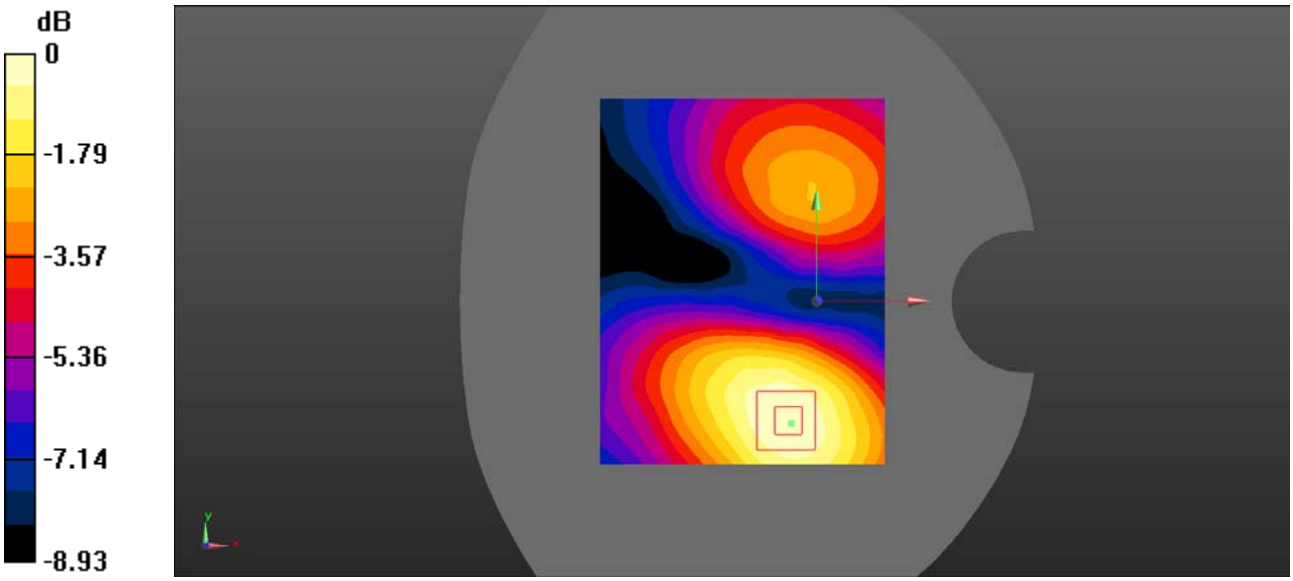

0 dB = 0.129 W/kg = -8.89 dBW/kg

Test Plot 11#: GSM 1900_Body Worn Back_Mid

DUT: PoC Radio; Type: PNC380; Serial: RDG200109003-SA-S2

Communication System: UID 0, Generic GSM (0); Frequency: 1880 MHz;Duty Cycle: 1:8
Medium parameters used (interpolated): f = 1880 MHz; σ = 1.415 S/m; εr = 40.704; ρ = 1000 kg/m^3
Phantom section: Flat Section

DASY5 Configuration:

- Probe: EX3DV4 - SN7520; ConvF(8.17, 8.17, 8.17) @ 1880 MHz;
- Sensor-Surface: 4mm (Mechanical Surface Detection)
- Electronics: DAE4 Sn1561; Calibrated: 2019/09/13
- Phantom: SAM-Twin V8.0 P1aP2a; Type: QD 000 P41 AA ; Serial: 1962
- Measurement SW: DASY52, Version 52.10 (2);

Body Worn Back/GSM 1900 Mid/Area Scan (71x101x1): Interpolated grid: dx=1.500 mm, dy=1.500 mm
Maximum value of SAR (interpolated) = 0.274 W/kg

Body Worn Back/GSM 1900 Mid/Zoom Scan (5x5x5)/Cube 0: Measurement grid: dx=8mm, dy=8mm, dz=8mm
Reference Value = 11.54 V/m; Power Drift = 0.01 dB
Peak SAR (extrapolated) = 0.389 W/kg
SAR(1 g) = 0.254 W/kg; SAR(10 g) = 0.160 W/kg
Maximum value of SAR (measured) = 0.270 W/kg

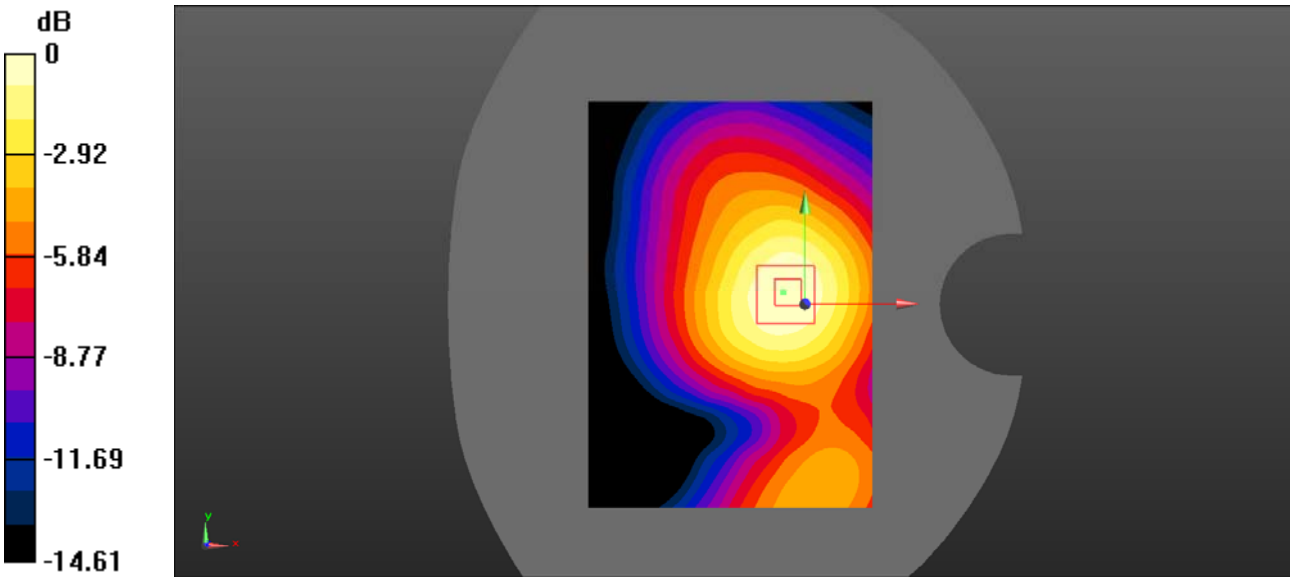

0 dB = 0.270 W/kg = -5.69 dBW/kg

Test Plot 12#: GSM 1900_Body Back_Low

DUT: PoC Radio; Type: PNC380; Serial: RDG200109003-SA-S2

Communication System: UID 0, Generic GPRS-2 slots (0); Frequency: 1850.2 MHz;Duty Cycle: 1:4
Medium parameters used (interpolated): f = 1850.2 MHz; σ = 1.402 S/m; εr = 41.161; ρ = 1000 kg/m^3
Phantom section: Flat Section

DASY5 Configuration:

- Probe: EX3DV4 - SN7520; ConvF(8.17, 8.17, 8.17) @ 1850.2 MHz;
- Sensor-Surface: 4mm (Mechanical Surface Detection)
- Electronics: DAE4 Sn1561; Calibrated: 2019/09/13
- Phantom: SAM-Twin V8.0 P1aP2a; Type: QD 000 P41 AA ; Serial: 1962
- Measurement SW: DASY52, Version 52.10 (2);

Body Back/GSM 1900 Low/Area Scan (71x101x1): Interpolated grid: dx=1.500 mm, dy=1.500 mm
Maximum value of SAR (interpolated) = 0.286 W/kg

Body Back/GSM 1900 Low/Zoom Scan (5x5x5)/Cube 0: Measurement grid: dx=8mm, dy=8mm, dz=8mm
Reference Value = 12.49 V/m; Power Drift = -0.09 dB
Peak SAR (extrapolated) = 0.404 W/kg
SAR(1 g) = 0.265 W/kg; SAR(10 g) = 0.165 W/kg
Maximum value of SAR (measured) = 0.284 W/kg

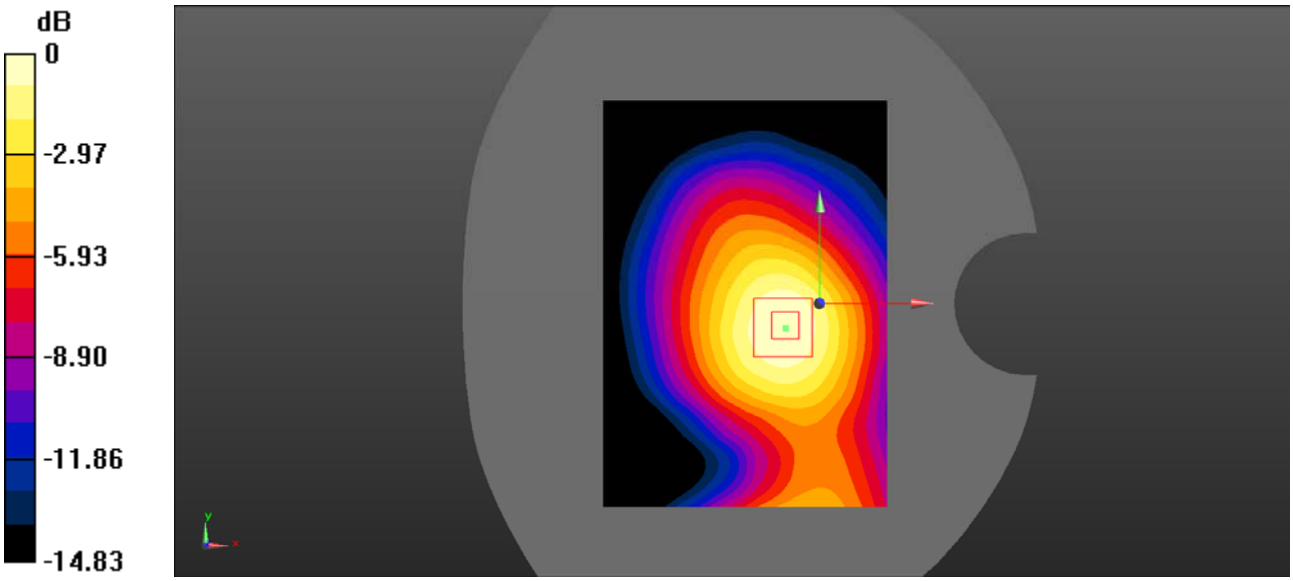

0 dB = 0.284 W/kg = -5.47 dBW/kg

Test Plot 13#: GSM 1900_Body Back_Mid

DUT: PoC Radio; Type: PNC380; Serial: RDG200109003-SA-S2

Communication System: UID 0, Generic GPRS-2 slots (0); Frequency: 1880 MHz;Duty Cycle: 1:4
Medium parameters used (interpolated): f = 1880 MHz; σ = 1.415 S/m; εr = 40.704; ρ = 1000 kg/m^3
Phantom section: Flat Section

DASY5 Configuration:

- Probe: EX3DV4 - SN7520; ConvF(8.17, 8.17, 8.17) @ 1880 MHz;
- Sensor-Surface: 4mm (Mechanical Surface Detection)
- Electronics: DAE4 Sn1561; Calibrated: 2019/09/13
- Phantom: SAM-Twin V8.0 P1aP2a; Type: QD 000 P41 AA ; Serial: 1962
- Measurement SW: DASY52, Version 52.10 (2);

Body Back/GSM 1900 Mid/Area Scan (71x101x1): Interpolated grid: dx=1.500 mm, dy=1.500 mm
Maximum value of SAR (interpolated) = 0.318 W/kg

Body Back/GSM 1900 Mid/Zoom Scan (5x5x5)/Cube 0: Measurement grid: dx=8mm, dy=8mm, dz=8mm
Reference Value = 12.52 V/m; Power Drift = -0.05 dB
Peak SAR (extrapolated) = 0.444 W/kg
SAR(1 g) = 0.290 W/kg; SAR(10 g) = 0.181 W/kg
Maximum value of SAR (measured) = 0.313 W/kg

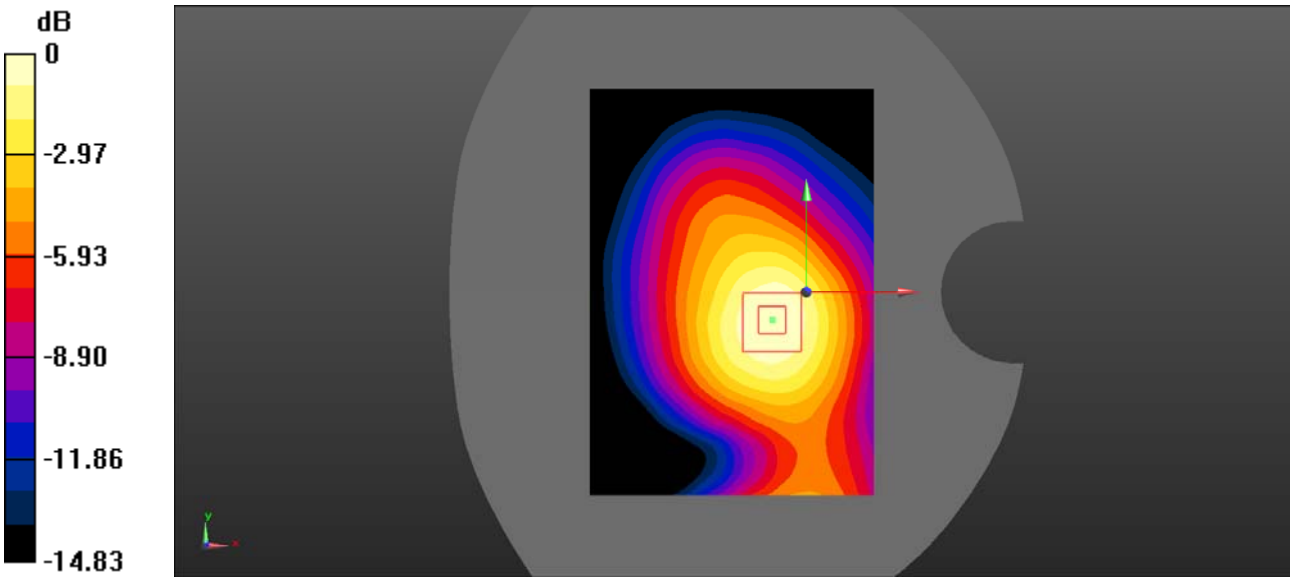

0 dB = 0.313 W/kg = -5.04 dBW/kg

Test Plot 14#: GSM 1900_Body Back_High

DUT: PoC Radio; Type: PNC380; Serial: RDG200109003-SA-S2

Communication System: UID 0, Generic GPRS-2 slots (0); Frequency: 1909.8 MHz;Duty Cycle: 1:4
Medium parameters used (interpolated): f = 1909.8 MHz; σ = 1.443 S/m; εr = 40.318; ρ = 1000 kg/m^3
Phantom section: Flat Section

DASY5 Configuration:

- Probe: EX3DV4 - SN7520; ConvF(8.17, 8.17, 8.17) @ 1909.8 MHz;
- Sensor-Surface: 4mm (Mechanical Surface Detection)
- Electronics: DAE4 Sn1561; Calibrated: 2019/09/13
- Phantom: SAM-Twin V8.0 P1aP2a; Type: QD 000 P41 AA ; Serial: 1962
- Measurement SW: DASY52, Version 52.10 (2);

Body Back/GSM 1900 High/Area Scan (71x101x1): Interpolated grid: dx=1.500 mm, dy=1.500 mm
Maximum value of SAR (interpolated) = 0.309 W/kg

Body Back/GSM 1900 High/Zoom Scan (5x5x5)/Cube 0: Measurement grid: dx=8mm, dy=8mm, dz=8mm
Reference Value = 11.73 V/m; Power Drift = 0.05 dB
Peak SAR (extrapolated) = 0.440 W/kg
SAR(1 g) = 0.287 W/kg; SAR(10 g) = 0.181 W/kg
Maximum value of SAR (measured) = 0.308 W/kg

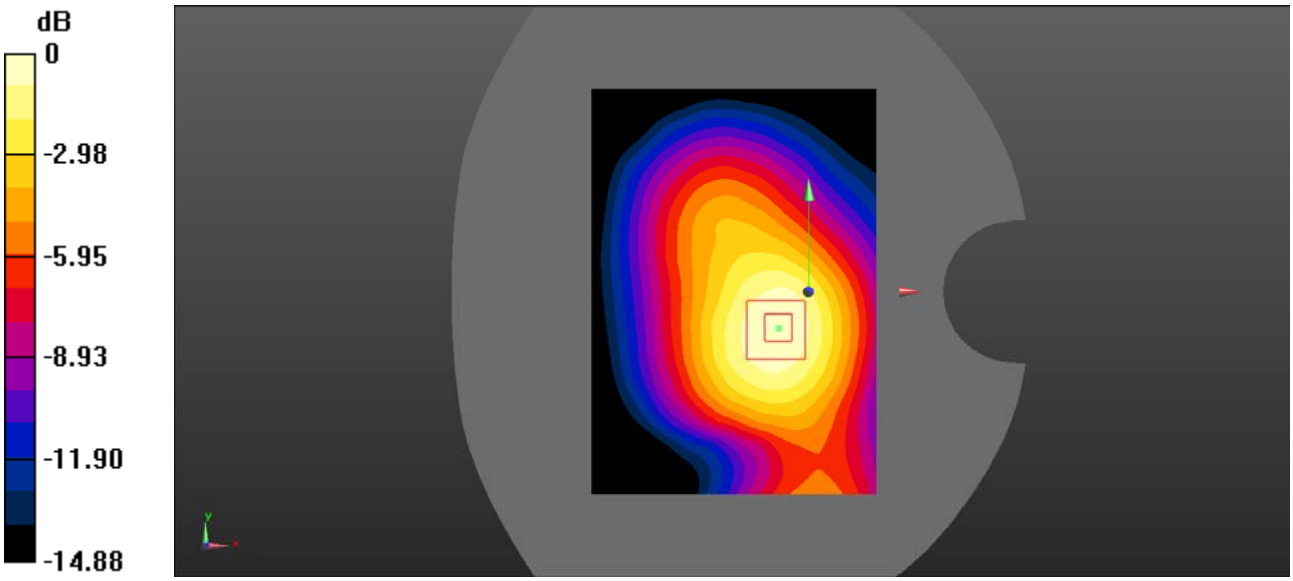

0 dB = 0.308 W/kg = -5.11 dBW/kg

Test Plot 15#: WCDMA Band 2_Face Up_Low

DUT: PoC Radio; Type: PNC380; Serial: RDG200109003-SA-S2

Communication System: UID 0, WCDMA (0); Frequency: 1852.4 MHz;Duty Cycle: 1:1
Medium parameters used (interpolated): f = 1852.4 MHz; σ = 1.414 S/m; εr = 40.404; ρ = 1000 kg/m^3
Phantom section: Flat Section

DASY5 Configuration:

- Probe: EX3DV4 - SN7520; ConvF(8.17, 8.17, 8.17) @ 1852.4 MHz;
- Sensor-Surface: 4mm (Mechanical Surface Detection)
- Electronics: DAE4 Sn1561; Calibrated: 2019/09/13
- Phantom: SAM-Twin V8.0 P1aP2a; Type: QD 000 P41 AA ; Serial: 1962
- Measurement SW: DASY52, Version 52.10 (2);

Face Up/WCDMA Band 2 Low/Area Scan (71x101x1): Interpolated grid: dx=1.500 mm, dy=1.500 mm
Maximum value of SAR (interpolated) = 0.259 W/kg

Face Up/WCDMA Band 2 Low/Zoom Scan (5x5x5)/Cube 0: Measurement grid: dx=8mm, dy=8mm, dz=8mm
Reference Value = 4.797 V/m; Power Drift = -0.03 dB
Peak SAR (extrapolated) = 0.369 W/kg
SAR(1 g) = 0.245 W/kg; SAR(10 g) = 0.160 W/kg
Maximum value of SAR (measured) = 0.259 W/kg

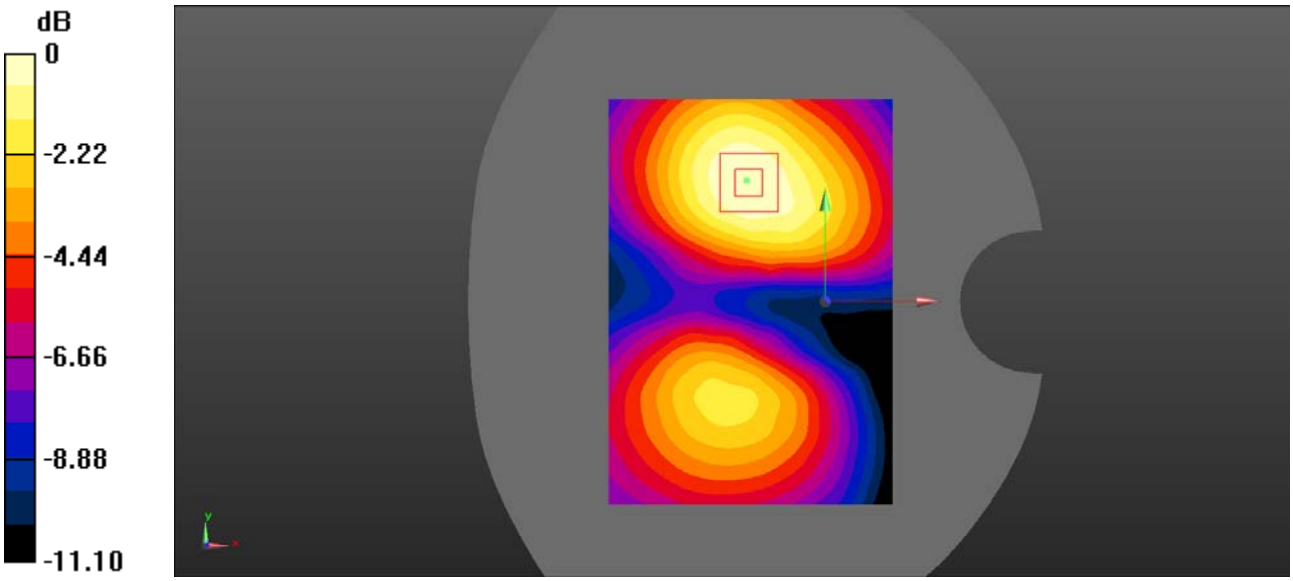

0 dB = 0.259 W/kg = -5.87 dBW/kg

Test Plot 16#: WCDMA Band 2_Face Up_Mid

DUT: PoC Radio; Type: PNC380; Serial: RDG200109003-SA-S2

Communication System: UID 0, WCDMA (0); Frequency: 1880 MHz;Duty Cycle: 1:1
Medium parameters used (interpolated): f = 1880 MHz; σ = 1.415 S/m; εr = 40.704; ρ = 1000 kg/m^3
Phantom section: Flat Section

DASY5 Configuration:

- Probe: EX3DV4 - SN7520; ConvF(8.17, 8.17, 8.17) @ 1880 MHz;
- Sensor-Surface: 4mm (Mechanical Surface Detection)
- Electronics: DAE4 Sn1561; Calibrated: 2019/09/13
- Phantom: SAM-Twin V8.0 P1aP2a; Type: QD 000 P41 AA ; Serial: 1962
- Measurement SW: DASY52, Version 52.10 (2);

Face Up/WCDMA Band 2 Mid/Area Scan (71x91x1): Interpolated grid: dx=1.500 mm, dy=1.500 mm
Maximum value of SAR (interpolated) = 0.451 W/kg

Face Up/WCDMA Band 2 Mid/Zoom Scan (5x5x5)/Cube 0: Measurement grid: dx=8mm, dy=8mm, dz=8mm
Reference Value = 15.81 V/m; Power Drift = -0.10 dB
Peak SAR (extrapolated) = 0.635 W/kg
SAR(1 g) = 0.424 W/kg; SAR(10 g) = 0.289 W/kg
Maximum value of SAR (measured) = 0.449 W/kg

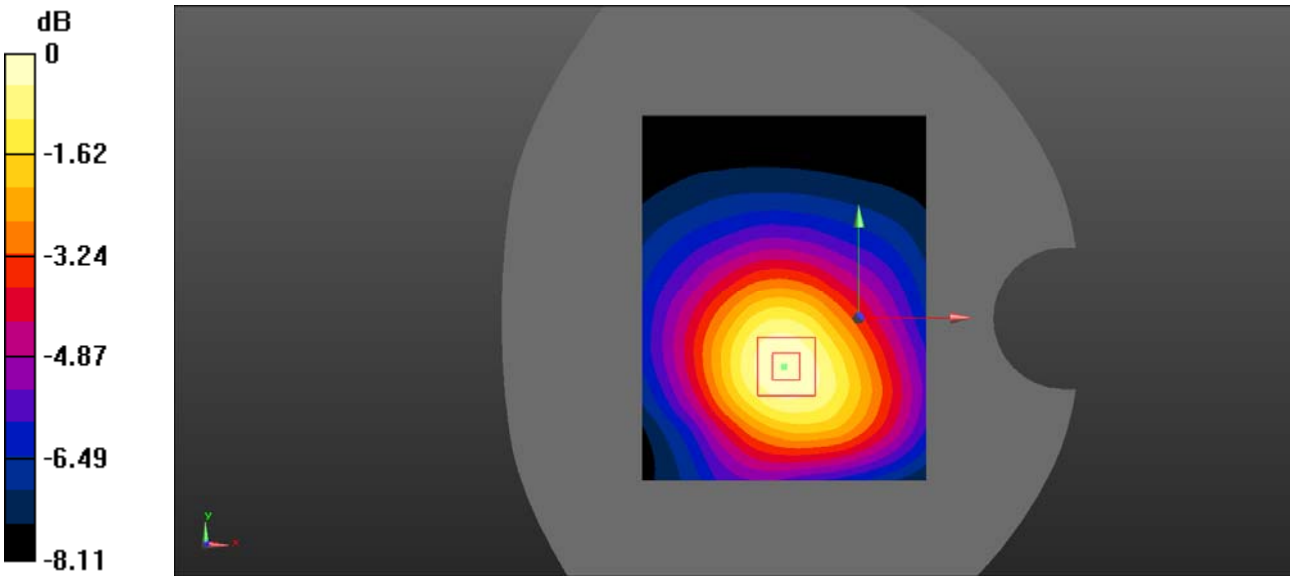

0 dB = 0.449 W/kg = -3.48 dBW/kg

Test Plot 17#: WCDMA Band 2_Face Up_High

DUT: PoC Radio; Type: PNC380; Serial: RDG200109003-SA-S2

Communication System: UID 0, WCDMA (0); Frequency: 1907.6 MHz;Duty Cycle: 1:1
Medium parameters used (interpolated): f = 1907.6 MHz; σ = 1.426 S/m; εr = 40.931; ρ = 1000 kg/m^3
Phantom section: Flat Section

DASY5 Configuration:

- Probe: EX3DV4 - SN7520; ConvF(8.17, 8.17, 8.17) @ 1907.6 MHz;
- Sensor-Surface: 4mm (Mechanical Surface Detection)
- Electronics: DAE4 Sn1561; Calibrated: 2019/09/13
- Phantom: SAM-Twin V8.0 P1aP2a; Type: QD 000 P41 AA ; Serial: 1962
- Measurement SW: DASY52, Version 52.10 (2);

Face Up/WCDMA Band 2 High/Area Scan (71x101x1): Interpolated grid: dx=1.500 mm, dy=1.500 mm
Maximum value of SAR (interpolated) = 0.372 W/kg

Face Up/WCDMA Band 2 High/Zoom Scan (5x5x5)/Cube 0: Measurement grid: dx=8mm, dy=8mm, dz=8mm
Reference Value = 14.53 V/m; Power Drift = 0.08 dB
Peak SAR (extrapolated) = 0.525 W/kg
SAR(1 g) = 0.348 W/kg; SAR(10 g) = 0.228 W/kg
Maximum value of SAR (measured) = 0.367 W/kg

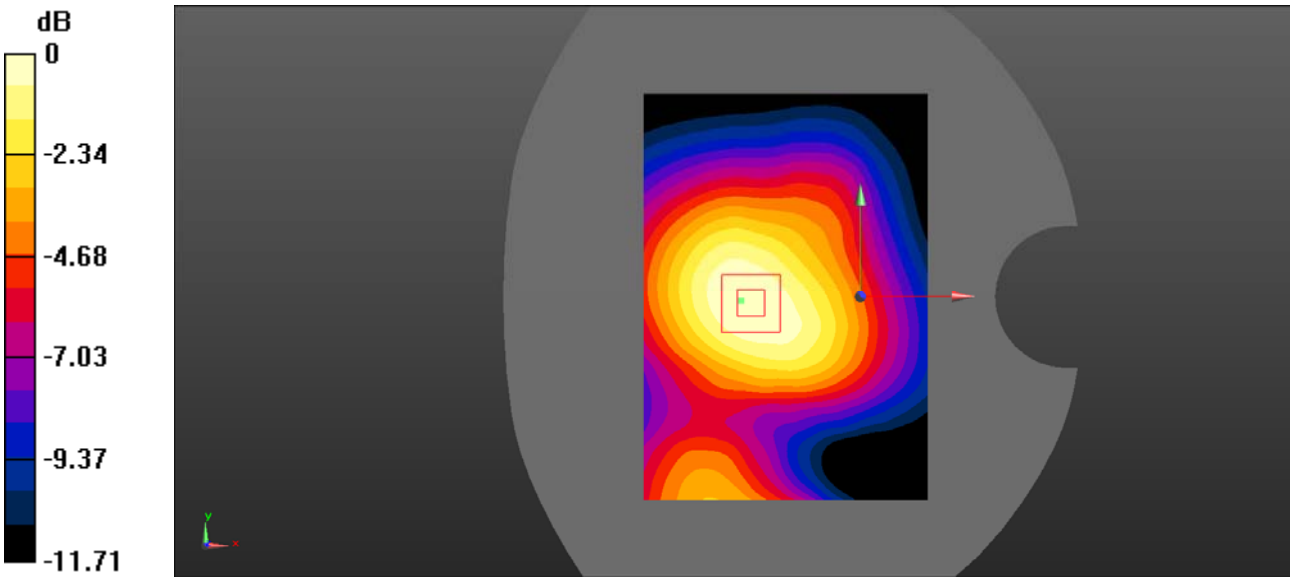

0 dB = 0.367 W/kg = -4.35 dBW/kg

Test Plot 18#: WCDMA Band 2_Body Back_Low

DUT: PoC Radio; Type: PNC380; Serial: RDG200109003-SA-S2

Communication System: UID 0, WCDMA (0); Frequency: 1852.4 MHz;Duty Cycle: 1:1
Medium parameters used (interpolated): f = 1852.4 MHz; σ = 1.414 S/m; εr = 40.404; ρ = 1000 kg/m^3
Phantom section: Flat Section

DASY5 Configuration:

- Probe: EX3DV4 - SN7520; ConvF(8.17, 8.17, 8.17) @ 1852.4 MHz;
- Sensor-Surface: 4mm (Mechanical Surface Detection)
- Electronics: DAE4 Sn1561; Calibrated: 2019/09/13
- Phantom: SAM-Twin V8.0 P1aP2a; Type: QD 000 P41 AA ; Serial: 1962
- Measurement SW: DASY52, Version 52.10 (2);

Body Back/WCDMA Band 2 Low/Area Scan (71x101x1): Interpolated grid: dx=1.500 mm, dy=1.500 mm
Maximum value of SAR (interpolated) = 0.945 W/kg

Body Back/WCDMA Band 2 Low/Zoom Scan (5x5x5)/Cube 0: Measurement grid: dx=8mm, dy=8mm, dz=8mm
Reference Value = 21.90 V/m; Power Drift = -0.01 dB
Peak SAR (extrapolated) = 1.36 W/kg
SAR(1 g) = 0.896 W/kg; SAR(10 g) = 0.566 W/kg
Maximum value of SAR (measured) = 0.954 W/kg

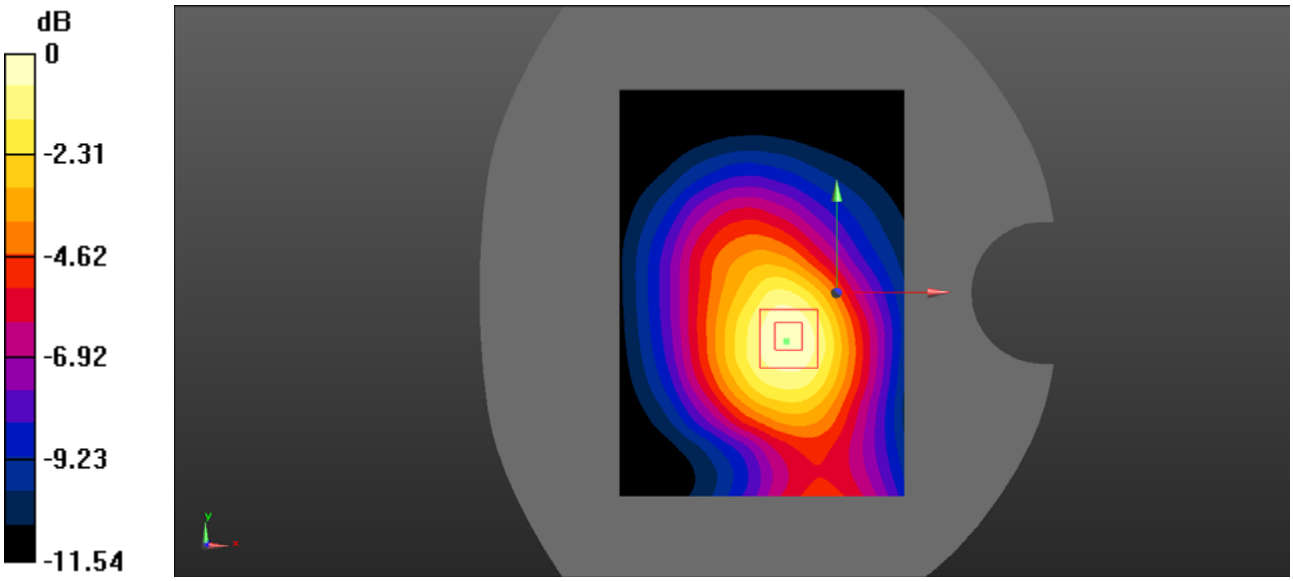

0 dB = 0.954 W/kg = -0.20 dBW/kg

Test Plot 19#: WCDMA Band 2_Body Back_Mid

DUT: PoC Radio; Type: PNC380; Serial: RDG200109003-SA-S2

Communication System: UID 0, WCDMA (0); Frequency: 1880 MHz;Duty Cycle: 1:1
Medium parameters used (interpolated): f = 1880 MHz; σ = 1.415 S/m; εr = 40.704; ρ = 1000 kg/m^3
Phantom section: Flat Section

DASY5 Configuration:

- Probe: EX3DV4 - SN7520; ConvF(8.17, 8.17, 8.17) @ 1880 MHz;
- Sensor-Surface: 4mm (Mechanical Surface Detection)
- Electronics: DAE4 Sn1561; Calibrated: 2019/09/13
- Phantom: SAM-Twin V8.0 P1aP2a; Type: QD 000 P41 AA ; Serial: 1962
- Measurement SW: DASY52, Version 52.10 (2);

Body Back/WCDMA Band 2 Mid/Area Scan (71x101x1): Interpolated grid: dx=1.500 mm, dy=1.500 mm
Maximum value of SAR (interpolated) = 0.840 W/kg

Body Back/WCDMA Band 2 Mid/Zoom Scan (5x5x5)/Cube 0: Measurement grid: dx=8mm, dy=8mm, dz=8mm
Reference Value = 20.50 V/m; Power Drift = -0.18 dB
Peak SAR (extrapolated) = 1.17 W/kg
SAR(1 g) = 0.771 W/kg; SAR(10 g) = 0.500 W/kg
Maximum value of SAR (measured) = 0.820 W/kg

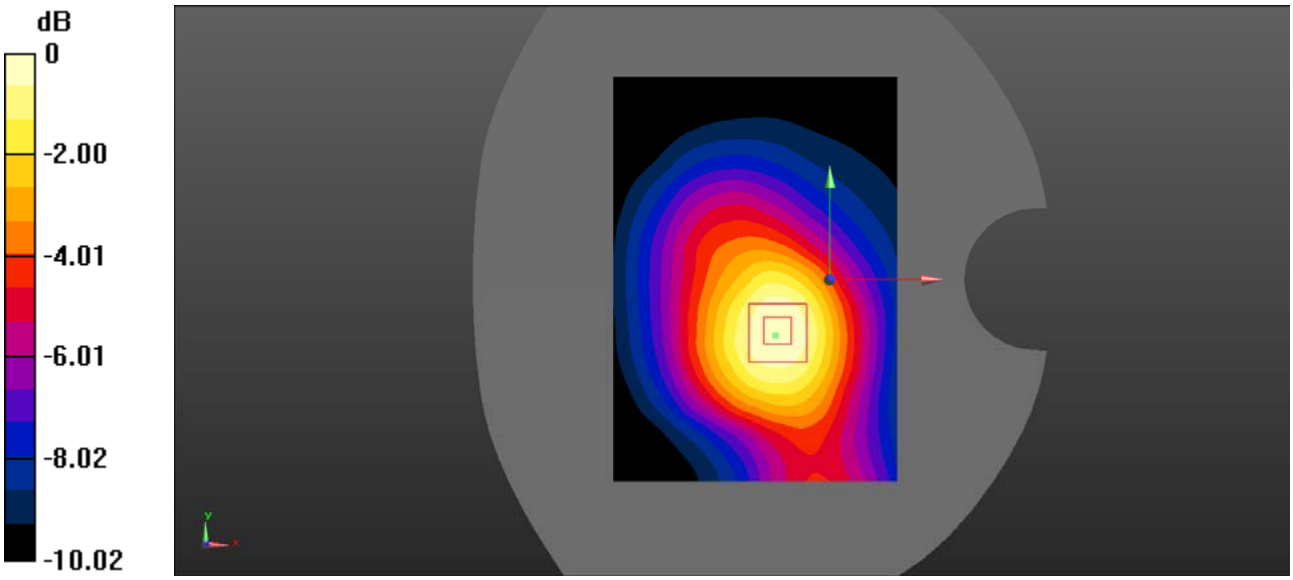

0 dB = 0.820 W/kg = -0.86 dBW/kg

Test Plot 20#: WCDMA Band 2_Body Back_High

DUT: PoC Radio; Type: PNC380; Serial: RDG200109003-SA-S2

Communication System: UID 0, WCDMA (0); Frequency: 1907.6 MHz;Duty Cycle: 1:1
Medium parameters used (interpolated): f = 1907.6 MHz; σ = 1.426 S/m; εr = 40.931; ρ = 1000 kg/m^3
Phantom section: Flat Section

DASY5 Configuration:

- Probe: EX3DV4 - SN7520; ConvF(8.17, 8.17, 8.17) @ 1907.6 MHz;
- Sensor-Surface: 4mm (Mechanical Surface Detection)
- Electronics: DAE4 Sn1561; Calibrated: 2019/09/13
- Phantom: SAM-Twin V8.0 P1aP2a; Type: QD 000 P41 AA ; Serial: 1962
- Measurement SW: DASY52, Version 52.10 (2);

Body Back/WCDMA Band 2 High/Area Scan (71x101x1): Interpolated grid: dx=1.500 mm, dy=1.500 mm
Maximum value of SAR (interpolated) = 0.815 W/kg

Body Back/WCDMA Band 2 High/Zoom Scan (5x5x5)/Cube 0: Measurement grid: dx=8mm, dy=8mm, dz=8mm
Reference Value = 21.85 V/m; Power Drift = -0.04 dB
Peak SAR (extrapolated) = 1.12 W/kg
SAR(1 g) = 0.730 W/kg; SAR(10 g) = 0.462 W/kg
Maximum value of SAR (measured) = 0.784 W/kg

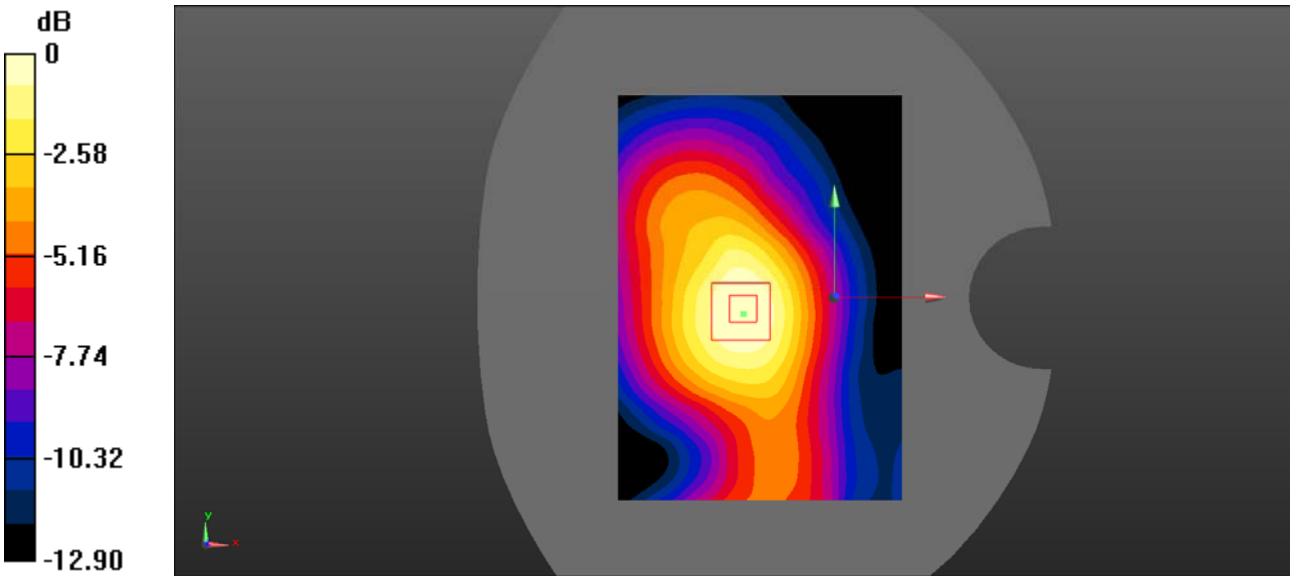

0 dB = 0.784 W/kg = -1.06 dBW/kg

Test Plot 21: WCDMA Band 4_Face Up_Low

DUT: PoC Radio; Type: PNC380; Serial: RDG200109003-SA-S2

Communication System: UID 0, WCDMA (0); Frequency: 1712.4 MHz;Duty Cycle: 1:1
Medium parameters used (interpolated): f = 1712.4 MHz; σ = 1.344 S/m; εr = 40.937; ρ = 1000 kg/m^3
Phantom section: Flat Section

DASY5 Configuration:

- Probe: EX3DV4 - SN7520; ConvF(8.62, 8.62, 8.62) @ 1712.4 MHz;
- Sensor-Surface: 4mm (Mechanical Surface Detection)
- Electronics: DAE4 Sn1561; Calibrated: 2019/09/13
- Phantom: SAM-Twin V8.0 P1aP2a; Type: QD 000 P41 AA ; Serial: 1962
- Measurement SW: DASY52, Version 52.10 (2);

Face Up/WCDMA Band 4 Low/Area Scan (71x101x1): Interpolated grid: dx=1.500 mm, dy=1.500 mm
Maximum value of SAR (interpolated) = 0.239 W/kg

Face Up/WCDMA Band 4 Low/Zoom Scan (5x5x5)/Cube 0: Measurement grid: dx=8mm, dy=8mm, dz=8mm
Reference Value = 6.790 V/m; Power Drift = 0.08 dB
Peak SAR (extrapolated) = 0.338 W/kg
SAR(1 g) = 0.232 W/kg; SAR(10 g) = 0.152 W/kg
Maximum value of SAR (measured) = 0.242 W/kg

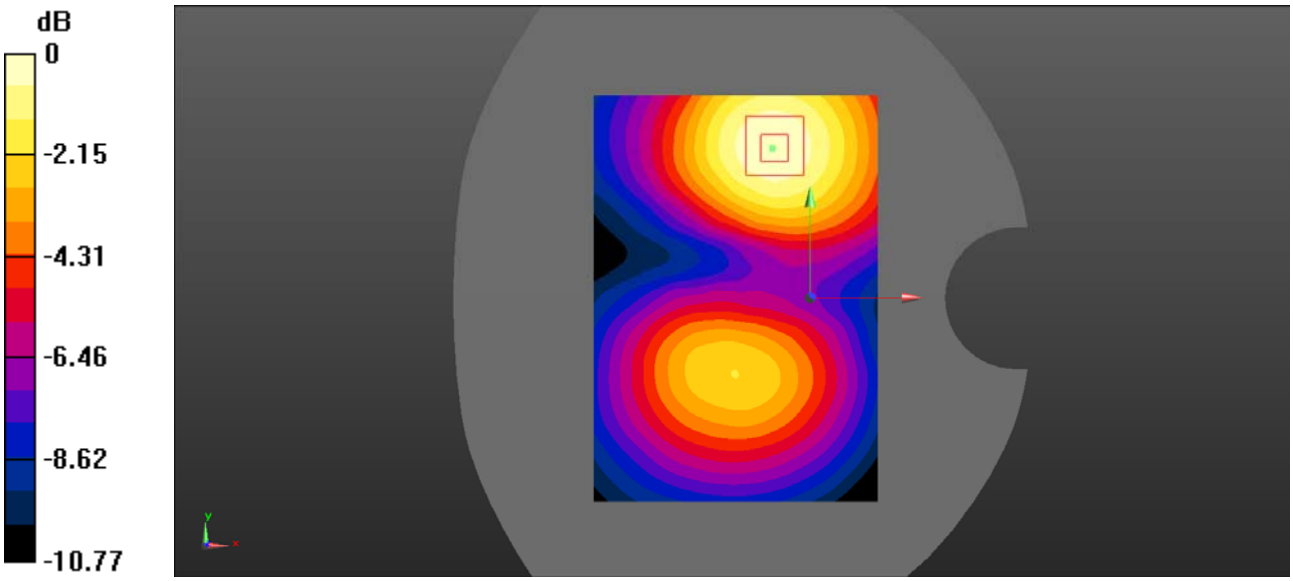

0 dB = 0.242 W/kg = -6.16 dBW/kg

Test Plot 22: WCDMA Band 4_Face Up_Mid

DUT: PoC Radio; Type: PNC380; Serial: RDG200109003-SA-S2

Communication System: UID 0, WCDMA (0); Frequency: 1732.6 MHz;Duty Cycle: 1:1
Medium parameters used (interpolated): f = 1732.6 MHz; σ = 1.379 S/m; εr = 40.682; ρ = 1000 kg/m^3
Phantom section: Flat Section

DASY5 Configuration:

- Probe: EX3DV4 - SN7520; ConvF(8.62, 8.62, 8.62) @ 1732.6 MHz;
- Sensor-Surface: 4mm (Mechanical Surface Detection)
- Electronics: DAE4 Sn1561; Calibrated: 2019/09/13
- Phantom: SAM-Twin V8.0 P1aP2a; Type: QD 000 P41 AA ; Serial: 1962
- Measurement SW: DASY52, Version 52.10 (2);

Face Up/WCDMA Band 4 Mid/Area Scan (71x91x1): Interpolated grid: dx=1.500 mm, dy=1.500 mm
Maximum value of SAR (interpolated) = 0.563 W/kg

Face Up/WCDMA Band 4 Mid/Zoom Scan (5x5x5)/Cube 0: Measurement grid: dx=8mm, dy=8mm, dz=8mm
Reference Value = 19.81 V/m; Power Drift = 0.08 dB
Peak SAR (extrapolated) = 0.785 W/kg
SAR(1 g) = 0.535 W/kg; SAR(10 g) = 0.351 W/kg
Maximum value of SAR (measured) = 0.556 W/kg

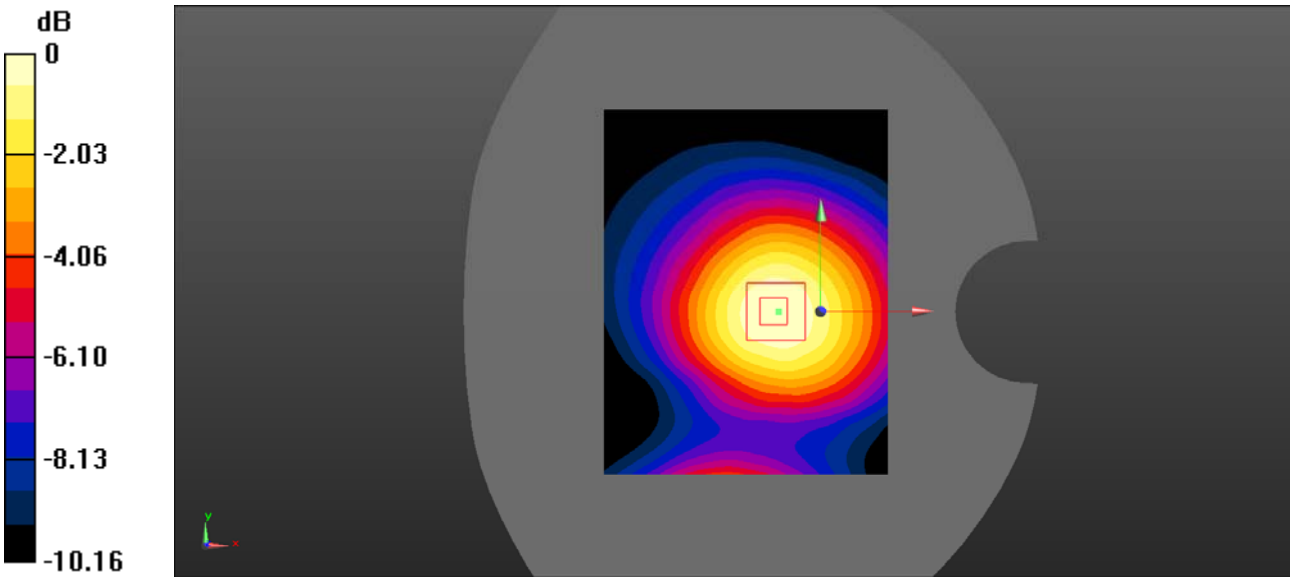

0 dB = 0.556 W/kg = -2.55 dBW/kg

Test Plot 23: WCDMA Band 4_Face Up_High

DUT: PoC Radio; Type: PNC380; Serial: RDG200109003-SA-S2

Communication System: UID 0, WCDMA (0); Frequency: 1752.6 MHz;Duty Cycle: 1:1
Medium parameters used (interpolated): f = 1752.6 MHz; σ = 1.395 S/m; ε_r = 41.579; ρ = 1000 kg/m^3
Phantom section: Flat Section

DASY5 Configuration:

- Probe: EX3DV4 - SN7520; ConvF(8.62, 8.62, 8.62) @ 1752.6 MHz;
- Sensor-Surface: 4mm (Mechanical Surface Detection)
- Electronics: DAE4 Sn1561; Calibrated: 2019/09/13
- Phantom: SAM-Twin V8.0 P1aP2a; Type: QD 000 P41 AA ; Serial: 1962
- Measurement SW: DASY52, Version 52.10 (2);

Face Up/WCDMA Band 4 High/Area Scan (71x101x1): Interpolated grid: dx=1.500 mm, dy=1.500 mm
Maximum value of SAR (interpolated) = 0.429 W/kg

Face Up/WCDMA Band 4 High/Zoom Scan (5x5x5)/Cube 0: Measurement grid: dx=8mm, dy=8mm, dz=8mm
Reference Value = 17.16 V/m; Power Drift = -0.04 dB
Peak SAR (extrapolated) = 0.585 W/kg
SAR(1 g) = 0.400 W/kg; SAR(10 g) = 0.259 W/kg
Maximum value of SAR (measured) = 0.418 W/kg

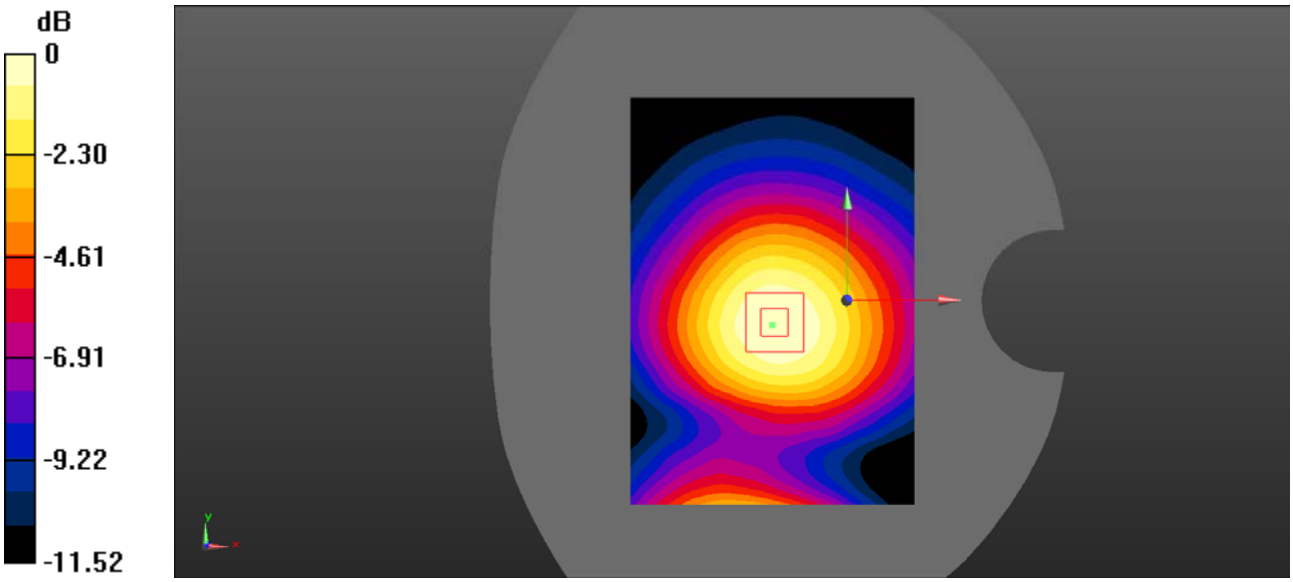

0 dB = 0.418 W/kg = -3.79 dBW/kg

Test Plot 24#: WCDMA Band 4_Body Back_Low

DUT: PoC Radio; Type: PNC380; Serial: RDG200109003-SA-S2

Communication System: UID 0, WCDMA (0); Frequency: 1732.6 MHz;Duty Cycle: 1:1
Medium parameters used (interpolated): f = 1732.6 MHz; σ = 1.379 S/m; εr = 40.682; ρ = 1000 kg/m^3
Phantom section: Flat Section

DASY5 Configuration:

- Probe: EX3DV4 - SN7520; ConvF(8.62, 8.62, 8.62) @ 1732.6 MHz;
- Sensor-Surface: 4mm (Mechanical Surface Detection)
- Electronics: DAE4 Sn1561; Calibrated: 2019/09/13
- Phantom: SAM-Twin V8.0 P1aP2a; Type: QD 000 P41 AA ; Serial: 1962
- Measurement SW: DASY52, Version 52.10 (2);

Body Back/WCDMA Band 4 Low/Area Scan (71x101x1): Interpolated grid: dx=1.500 mm, dy=1.500 mm
Maximum value of SAR (interpolated) = 1.28 W/kg

Body Back/WCDMA Band 4 Low/Zoom Scan (5x5x5)/Cube 0: Measurement grid: dx=8mm, dy=8mm, dz=8mm
Reference Value = 30.28 V/m; Power Drift = -0.15 dB
Peak SAR (extrapolated) = 1.75 W/kg
SAR(1 g) = 1.17 W/kg; SAR(10 g) = 0.728 W/kg
Maximum value of SAR (measured) = 1.23 W/kg

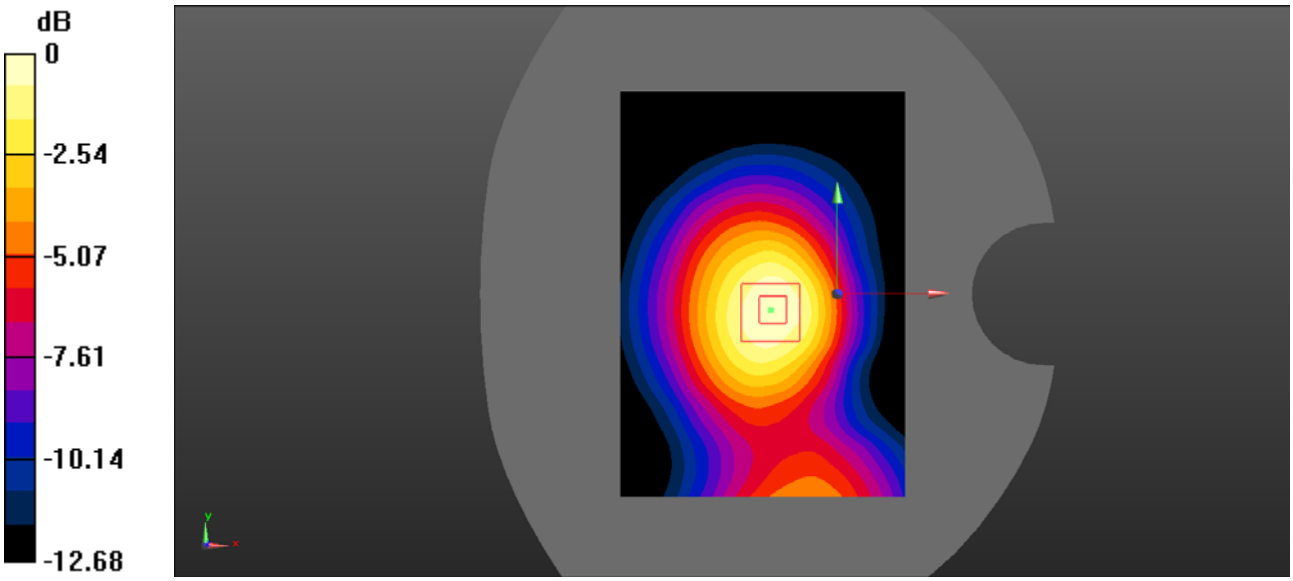

0 dB = 1.23 W/kg = 0.90 dBW/kg

Test Plot 25#: WCDMA Band 4_Body Back_Mid

DUT: PoC Radio; Type: PNC380; Serial: RDG200109003-SA-S2

Communication System: UID 0, WCDMA (0); Frequency: 1712.4 MHz;Duty Cycle: 1:1
Medium parameters used (interpolated): f = 1712.4 MHz; σ = 1.344 S/m; εr = 40.937; ρ = 1000 kg/m^3
Phantom section: Flat Section

DASY5 Configuration:

- Probe: EX3DV4 - SN7520; ConvF(8.62, 8.62, 8.62) @ 1712.4 MHz;
- Sensor-Surface: 4mm (Mechanical Surface Detection)
- Electronics: DAE4 Sn1561; Calibrated: 2019/09/13
- Phantom: SAM-Twin V8.0 P1aP2a; Type: QD 000 P41 AA ; Serial: 1962
- Measurement SW: DASY52, Version 52.10 (2);

Body Back/WCDMA Band 4 Mid/Area Scan (71x101x1): Interpolated grid: dx=1.500 mm, dy=1.500 mm
Maximum value of SAR (interpolated) = 1.24 W/kg

Body Back/WCDMA Band 4 Mid/Zoom Scan (5x5x5)/Cube 0: Measurement grid: dx=8mm, dy=8mm, dz=8mm
Reference Value = 30.55 V/m; Power Drift = -0.09 dB
Peak SAR (extrapolated) = 1.67 W/kg
SAR(1 g) = 1.11 W/kg; SAR(10 g) = 0.691 W/kg
Maximum value of SAR (measured) = 1.17 W/kg

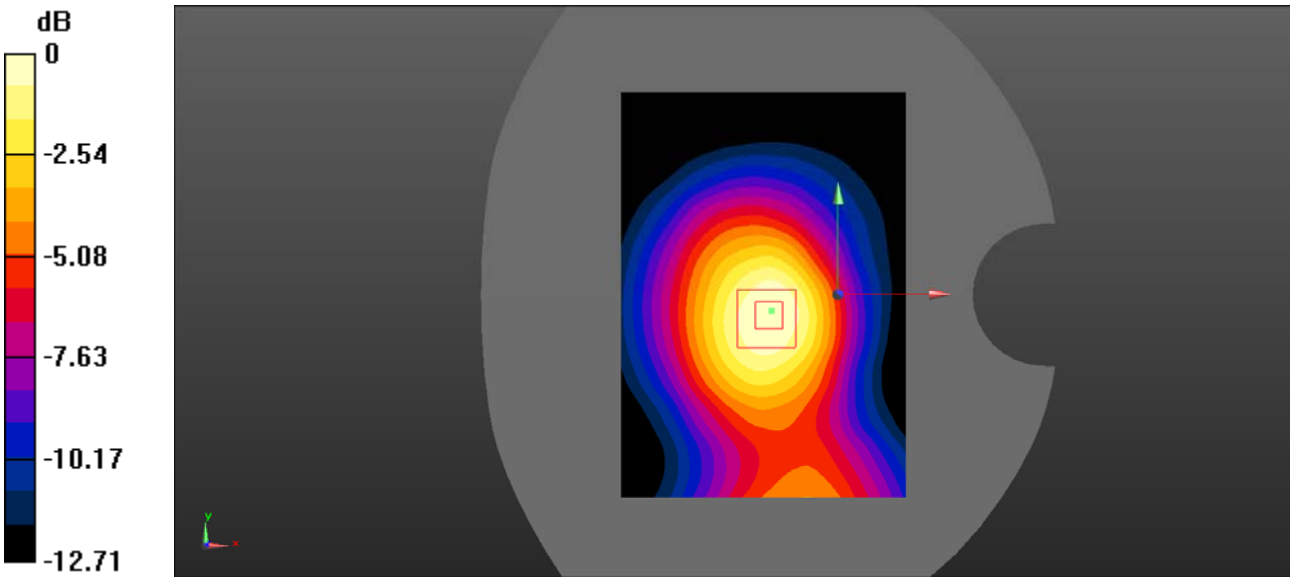

0 dB = 1.17 W/kg = 0.68 dBW/kg

Test Plot 26#: WCDMA Band 4_Body Back_High

DUT: PoC Radio; Type: PNC380; Serial: RDG200109003-SA-S2

Communication System: UID 0, WCDMA (0); Frequency: 1752.6 MHz;Duty Cycle: 1:1
Medium parameters used (interpolated): f = 1752.6 MHz; σ = 1.395 S/m; ε_r = 41.579; ρ = 1000 kg/m^3
Phantom section: Flat Section

DASY5 Configuration:

- Probe: EX3DV4 - SN7520; ConvF(8.62, 8.62, 8.62) @ 1752.6 MHz;
- Sensor-Surface: 4mm (Mechanical Surface Detection)
- Electronics: DAE4 Sn1561; Calibrated: 2019/09/13
- Phantom: SAM-Twin V8.0 P1aP2a; Type: QD 000 P41 AA ; Serial: 1962
- Measurement SW: DASY52, Version 52.10 (2);

Body Back/WCDMA Band 4 High/Area Scan (71x101x1): Interpolated grid: dx=1.500 mm, dy=1.500 mm
Maximum value of SAR (interpolated) = 0.961 W/kg

Body Back/WCDMA Band 4 High/Zoom Scan (5x5x5)/Cube 0: Measurement grid: dx=8mm, dy=8mm, dz=8mm
Reference Value = 24.10 V/m; Power Drift = -0.16 dB
Peak SAR (extrapolated) = 1.33 W/kg
SAR(1 g) = 0.894 W/kg; SAR(10 g) = 0.554 W/kg
Maximum value of SAR (measured) = 0.932 W/kg

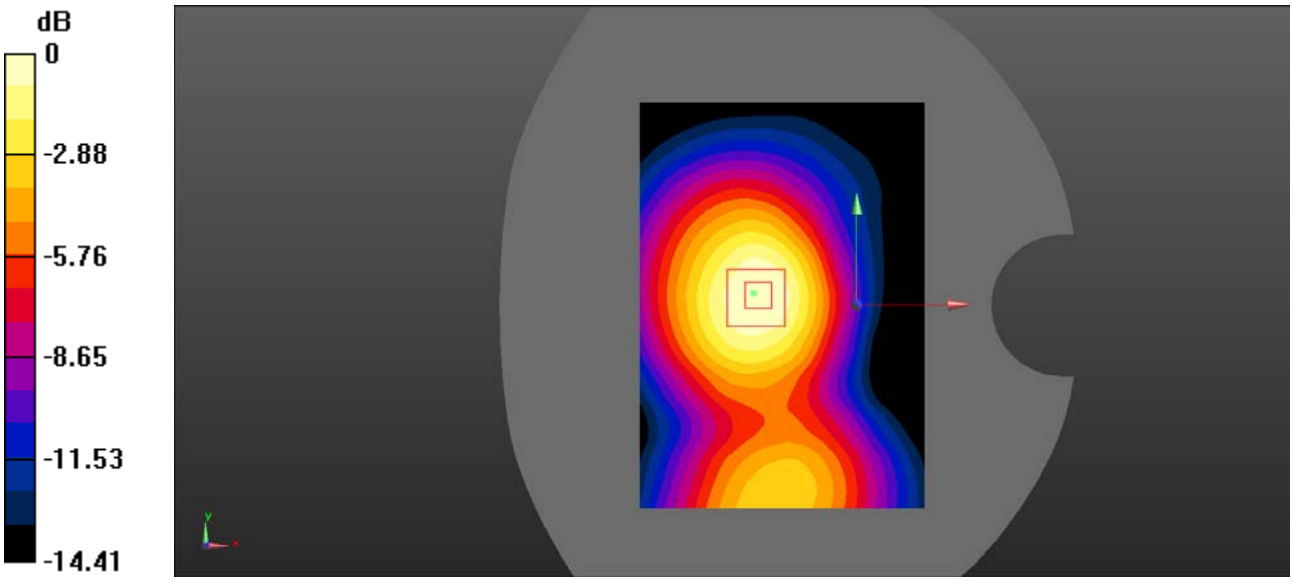

0 dB = 0.932 W/kg = -0.31 dBW/kg

Test Plot 27: WCDMA Band 5_Face Up_Low

DUT: PoC Radio; Type: PNC380; Serial: RDG200109003-SA-S2

Communication System: UID 0, WCDMA (0); Frequency: 826.4 MHz;Duty Cycle: 1:1
Medium parameters used (interpolated): f = 826.4 MHz; σ = 0.903 S/m; εr = 41.73; ρ = 1000 kg/m^3
Phantom section: Flat Section

DASY5 Configuration:

- Probe: EX3DV4 - SN7520; ConvF(9.71, 9.71, 9.71) @ 826.4 MHz;
- Sensor-Surface: 4mm (Mechanical Surface Detection)
- Electronics: DAE4 Sn1561; Calibrated: 2019/09/13
- Phantom: SAM-Twin V8.0 P1aP2a; Type: QD 000 P41 AA ; Serial: 1962
- Measurement SW: DASY52, Version 52.10 (2);

Face Up/WCDMA Band 5 Low/Area Scan (71x91x1): Interpolated grid: dx=1.500 mm, dy=1.500 mm
Maximum value of SAR (interpolated) = 0.281 W/kg

Face Up/WCDMA Band 5 Low/Zoom Scan (5x5x5)/Cube 0: Measurement grid: dx=8mm, dy=8mm, dz=8mm
Reference Value = 16.65 V/m; Power Drift = -0.13 dB
Peak SAR (extrapolated) = 0.371 W/kg
SAR(1 g) = 0.222 W/kg; SAR(10 g) = 0.162 W/kg
Maximum value of SAR (measured) = 0.257 W/kg

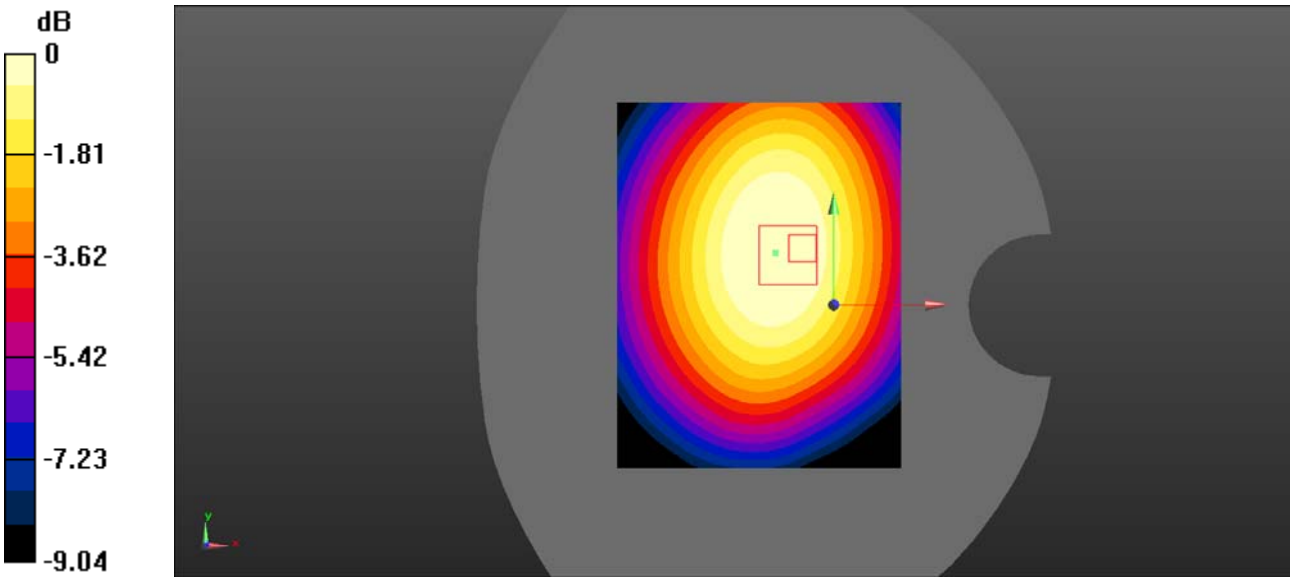

0 dB = 0.257 W/kg = -5.90 dBW/kg

Test Plot 28: WCDMA Band 5_Face Up_Mid

DUT: PoC Radio; Type: PNC380; Serial: RDG200109003-SA-S2

Communication System: UID 0, WCDMA (0); Frequency: 836.6 MHz;Duty Cycle: 1:1
Medium parameters used (interpolated): f = 836.6 MHz; σ = 0.927 S/m; εr = 41.604; ρ = 1000 kg/m^3
Phantom section: Flat Section

DASY5 Configuration:

- Probe: EX3DV4 - SN7520; ConvF(9.71, 9.71, 9.71) @ 836.6 MHz;
- Sensor-Surface: 4mm (Mechanical Surface Detection)
- Electronics: DAE4 Sn1561; Calibrated: 2019/09/13
- Phantom: SAM-Twin V8.0 P1aP2a; Type: QD 000 P41 AA ; Serial: 1962
- Measurement SW: DASY52, Version 52.10 (2);

Face Up/WCDMA Band 5 Mid/Area Scan (71x91x1): Interpolated grid: dx=1.500 mm, dy=1.500 mm
Maximum value of SAR (interpolated) = 0.424 W/kg

Face Up/WCDMA Band 5 Mid/Zoom Scan (5x5x5)/Cube 0: Measurement grid: dx=8mm, dy=8mm, dz=8mm
Reference Value = 16.61 V/m; Power Drift = 0.09 dB
Peak SAR (extrapolated) = 0.530 W/kg
SAR(1 g) = 0.408 W/kg; SAR(10 g) = 0.301 W/kg
Maximum value of SAR (measured) = 0.426 W/kg

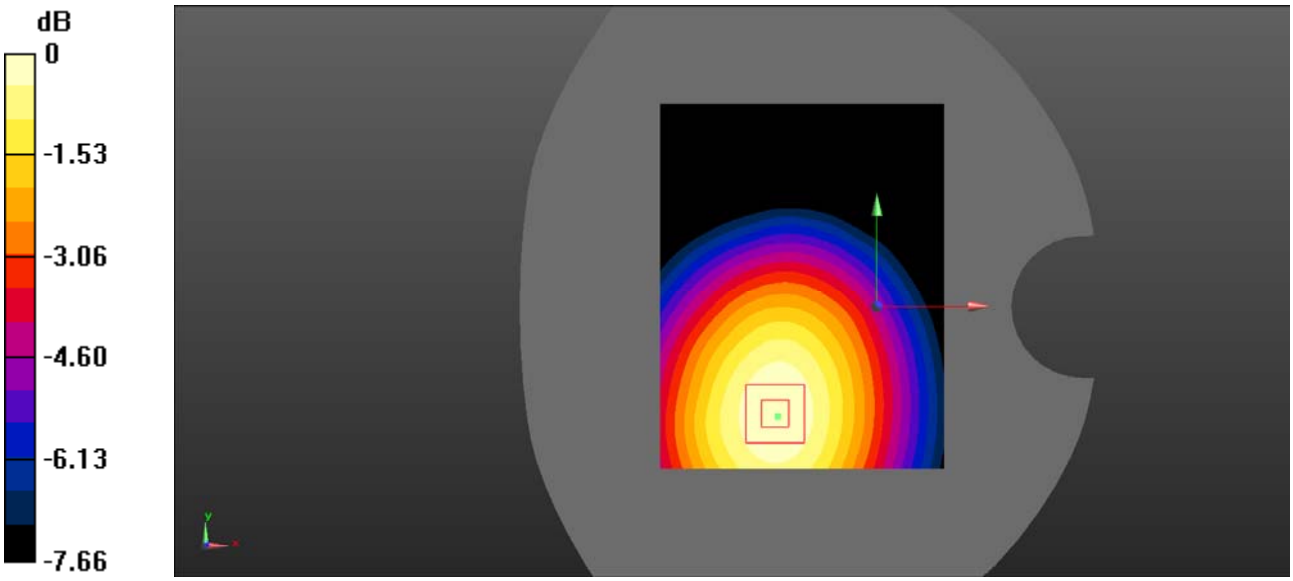

0 dB = 0.426 W/kg = -3.71 dBW/kg

Test Plot 29: WCDMA Band 5_Face Up_High

DUT: PoC Radio; Type: PNC380; Serial: RDG200109003-SA-S2

Communication System: UID 0, WCDMA (0); Frequency: 846.6 MHz;Duty Cycle: 1:1
Medium parameters used (interpolated): f = 846.6 MHz; σ = 0.937 S/m; εr = 41.696; ρ = 1000 kg/m^3
Phantom section: Flat Section

DASY5 Configuration:

- Probe: EX3DV4 - SN7520; ConvF(9.71, 9.71, 9.71) @ 846.6 MHz;
- Sensor-Surface: 4mm (Mechanical Surface Detection)
- Electronics: DAE4 Sn1561; Calibrated: 2019/09/13
- Phantom: SAM-Twin V8.0 P1aP2a; Type: QD 000 P41 AA ; Serial: 1962
- Measurement SW: DASY52, Version 52.10 (2);

Face Up/WCDMA Band 5 High/Area Scan (71x91x1): Interpolated grid: dx=1.500 mm, dy=1.500 mm

Maximum value of SAR (interpolated) = 0.359 W/kg

Face Up/WCDMA Band 5 High/Zoom Scan (5x5x5)/Cube 0: Measurement grid: dx=8mm, dy=8mm, dz=8mm
Reference Value = 20.12 V/m; Power Drift = -0.11 dB
Peak SAR (extrapolated) = 0.458 W/kg
SAR(1 g) = 0.348 W/kg; SAR(10 g) = 0.253 W/kg
Maximum value of SAR (measured) = 0.366 W/kg

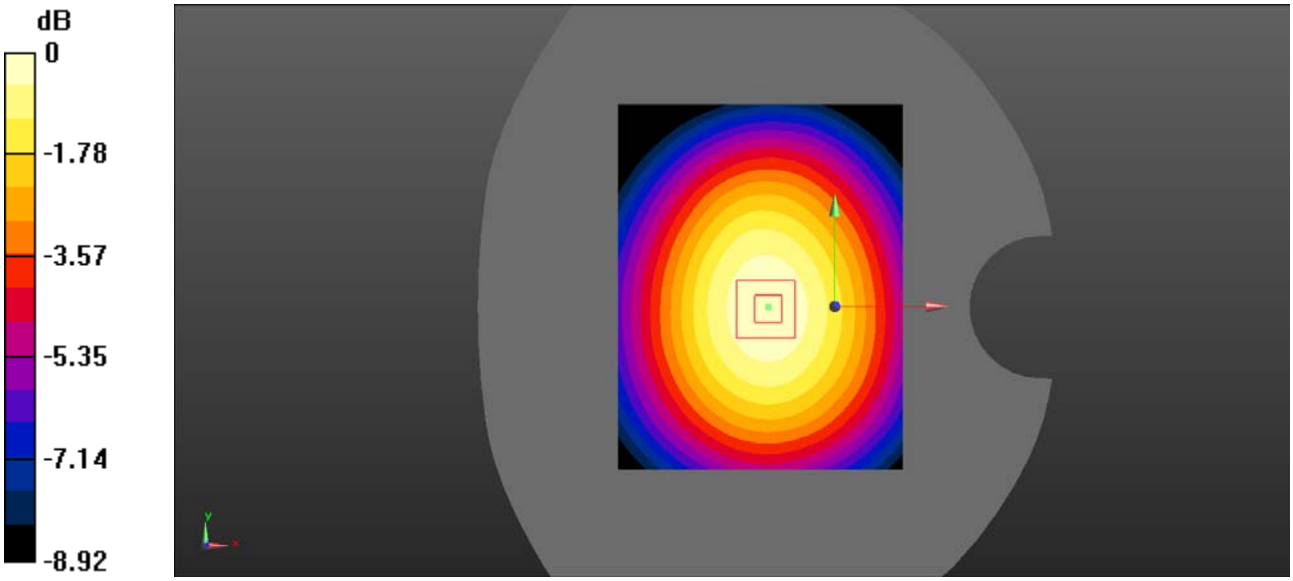

0 dB = 0.366 W/kg = -4.37 dBW/kg

Test Plot 30: WCDMA Band 5_Body Back_Low

DUT: PoC Radio; Type: PNC380; Serial: RDG200109003-SA-S2

Communication System: UID 0, WCDMA (0); Frequency: 826.4 MHz;Duty Cycle: 1:1
Medium parameters used (interpolated): f = 826.4 MHz; σ = 0.903 S/m; εr = 41.73; ρ = 1000 kg/m^3
Phantom section: Flat Section

DASY5 Configuration:

- Probe: EX3DV4 - SN7520; ConvF(9.71, 9.71, 9.71) @ 826.4 MHz;
- Sensor-Surface: 4mm (Mechanical Surface Detection)
- Electronics: DAE4 Sn1561; Calibrated: 2019/09/13
- Phantom: SAM-Twin V8.0 P1aP2a; Type: QD 000 P41 AA ; Serial: 1962
- Measurement SW: DASY52, Version 52.10 (2);

Body Back/WCDMA Band 5 Low/Area Scan (71x101x1): Interpolated grid: dx=1.500 mm, dy=1.500 mm
Maximum value of SAR (interpolated) = 0.631 W/kg

Body Back/WCDMA Band 5 Low/Zoom Scan (5x5x5)/Cube 0: Measurement grid: dx=8mm, dy=8mm, dz=8mm
Reference Value = 19.17 V/m; Power Drift = 0.04 dB
Peak SAR (extrapolated) = 0.800 W/kg
SAR(1 g) = 0.608 W/kg; SAR(10 g) = 0.438 W/kg
Maximum value of SAR (measured) = 0.638 W/kg

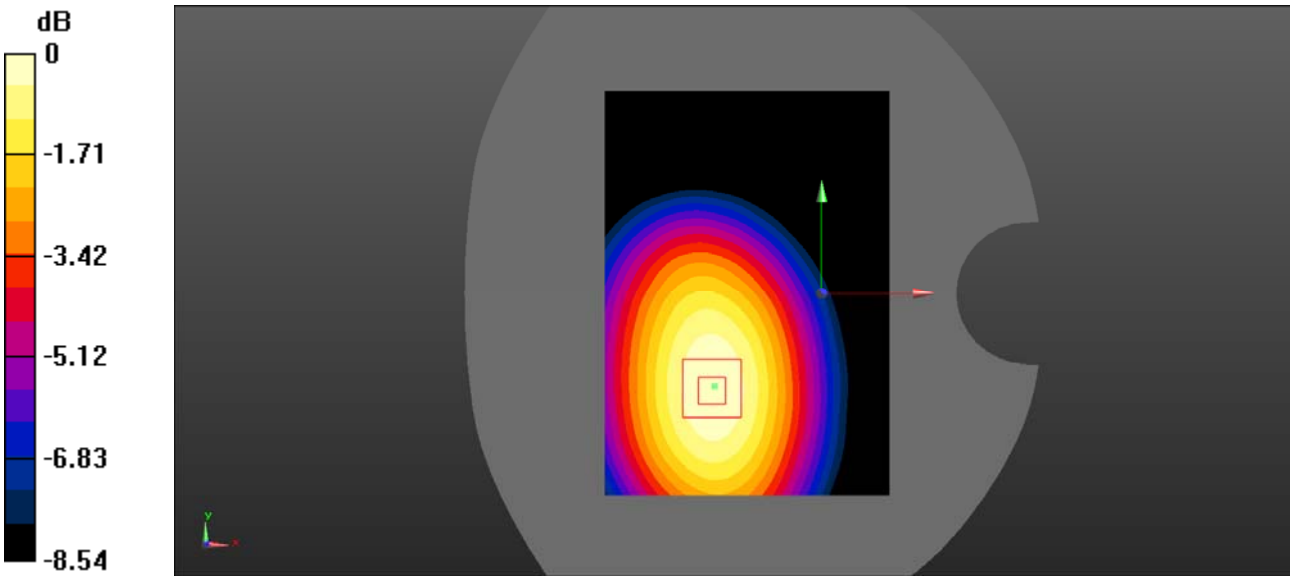

0 dB = 0.638 W/kg = -1.95 dBW/kg

Test Plot 31: WCDMA Band 5_Body Back_Mid

DUT: PoC Radio; Type: PNC380; Serial: RDG200109003-SA-S2

Communication System: UID 0, WCDMA (0); Frequency: 836.6 MHz;Duty Cycle: 1:1
Medium parameters used (interpolated): f = 836.6 MHz; σ = 0.927 S/m; εr = 41.604; ρ = 1000 kg/m^3
Phantom section: Flat Section

DASY5 Configuration:

- Probe: EX3DV4 - SN7520; ConvF(9.71, 9.71, 9.71) @ 836.6 MHz;
- Sensor-Surface: 4mm (Mechanical Surface Detection)
- Electronics: DAE4 Sn1561; Calibrated: 2019/09/13
- Phantom: SAM-Twin V8.0 P1aP2a; Type: QD 000 P41 AA ; Serial: 1962
- Measurement SW: DASY52, Version 52.10 (2);

Body Back/WCDMA Band 5 Mid/Area Scan (71x91x1): Interpolated grid: dx=1.500 mm, dy=1.500 mm
Maximum value of SAR (interpolated) = 0.695 W/kg

Body Back/WCDMA Band 5 Mid/Zoom Scan (5x5x5)/Cube 0: Measurement grid: dx=8mm, dy=8mm, dz=8mm
Reference Value = 19.87 V/m; Power Drift = 0.00 dB
Peak SAR (extrapolated) = 0.875 W/kg
SAR(1 g) = 0.663 W/kg; SAR(10 g) = 0.479 W/kg
Maximum value of SAR (measured) = 0.691 W/kg

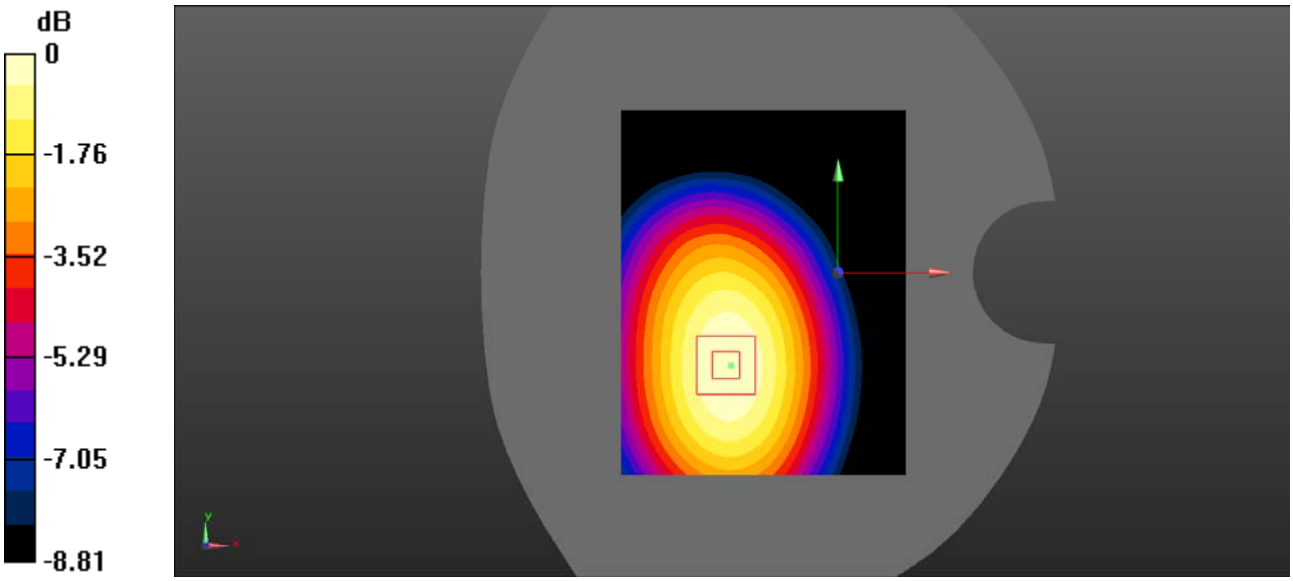

0 dB = 0.691 W/kg = -1.61 dBW/kg

Test Plot 32: WCDMA Band 5_Body Back_High

DUT: PoC Radio; Type: PNC380; Serial: RDG200109003-SA-S2

Communication System: UID 0, WCDMA (0); Frequency: 846.6 MHz;Duty Cycle: 1:1
Medium parameters used (interpolated): f = 846.6 MHz; σ = 0.937 S/m; εr = 41.696; ρ = 1000 kg/m^3
Phantom section: Flat Section

DASY5 Configuration:

- Probe: EX3DV4 - SN7520; ConvF(9.71, 9.71, 9.71) @ 846.6 MHz;
- Sensor-Surface: 4mm (Mechanical Surface Detection)
- Electronics: DAE4 Sn1561; Calibrated: 2019/09/13
- Phantom: SAM-Twin V8.0 P1aP2a; Type: QD 000 P41 AA ; Serial: 1962
- Measurement SW: DASY52, Version 52.10 (2);

Body Back/WCDMA Band 5 High/Area Scan (71x101x1): Interpolated grid: dx=1.500 mm, dy=1.500 mm
Maximum value of SAR (interpolated) = 0.752 W/kg

Body Back/WCDMA Band 5 High/Zoom Scan (5x5x5)/Cube 0: Measurement grid: dx=8mm, dy=8mm, dz=8mm
Reference Value = 20.04 V/m; Power Drift = 0.03 dB
Peak SAR (extrapolated) = 0.949 W/kg
SAR(1 g) = 0.717 W/kg; SAR(10 g) = 0.515 W/kg
Maximum value of SAR (measured) = 0.753 W/kg

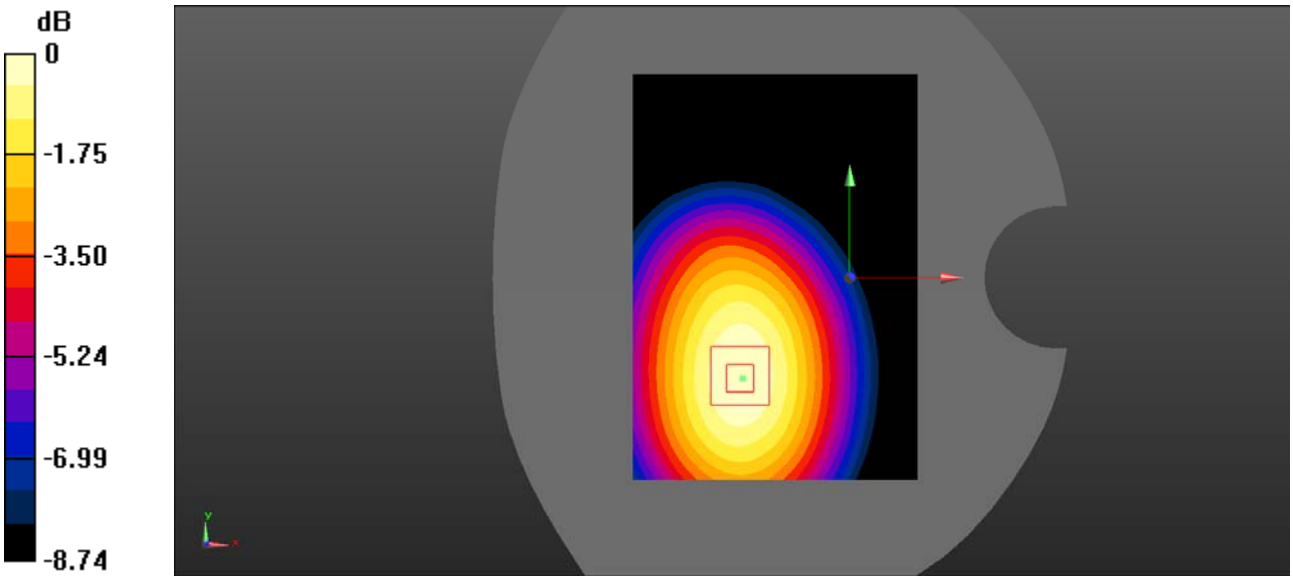

0 dB = 0.753 W/kg = -1.23 dBW/kg

Test Plot 33: LTE Band 2_Face Up 1RB_Low

DUT: PoC Radio; Type: PNC380; Serial: RDG200109003-SA-S2

Communication System: UID 0, Generic FDD-LTE (0); Frequency: 1860 MHz;Duty Cycle: 1:1
Medium parameters used (interpolated): f = 1860 MHz; σ = 1.41 S/m; εr = 40.658; ρ = 1000 kg/m^3
Phantom section: Flat Section

DASY5 Configuration:

- Probe: EX3DV4 - SN7520; ConvF(8.17, 8.17, 8.17) @ 1860 MHz;
- Sensor-Surface: 4mm (Mechanical Surface Detection)
- Electronics: DAE4 Sn1561; Calibrated: 2019/09/13
- Phantom: SAM-Twin V8.0 P1aP2a; Type: QD 000 P41 AA ; Serial: 1962
- Measurement SW: DASY52, Version 52.10 (2);

Face Up/LTE Band 2 1RB Low/Area Scan (71x91x1): Interpolated grid: dx=1.500 mm, dy=1.500 mm
Maximum value of SAR (interpolated) = 0.215 W/kg

Face Up/LTE Band 2 1RB Low/Zoom Scan (5x5x5)/Cube 0: Measurement grid: dx=8mm, dy=8mm, dz=8mm
Reference Value = 4.746 V/m; Power Drift = 0.12 dB
Peak SAR (extrapolated) = 0.292 W/kg
SAR(1 g) = 0.199 W/kg; SAR(10 g) = 0.132 W/kg
Maximum value of SAR (measured) = 0.209 W/kg

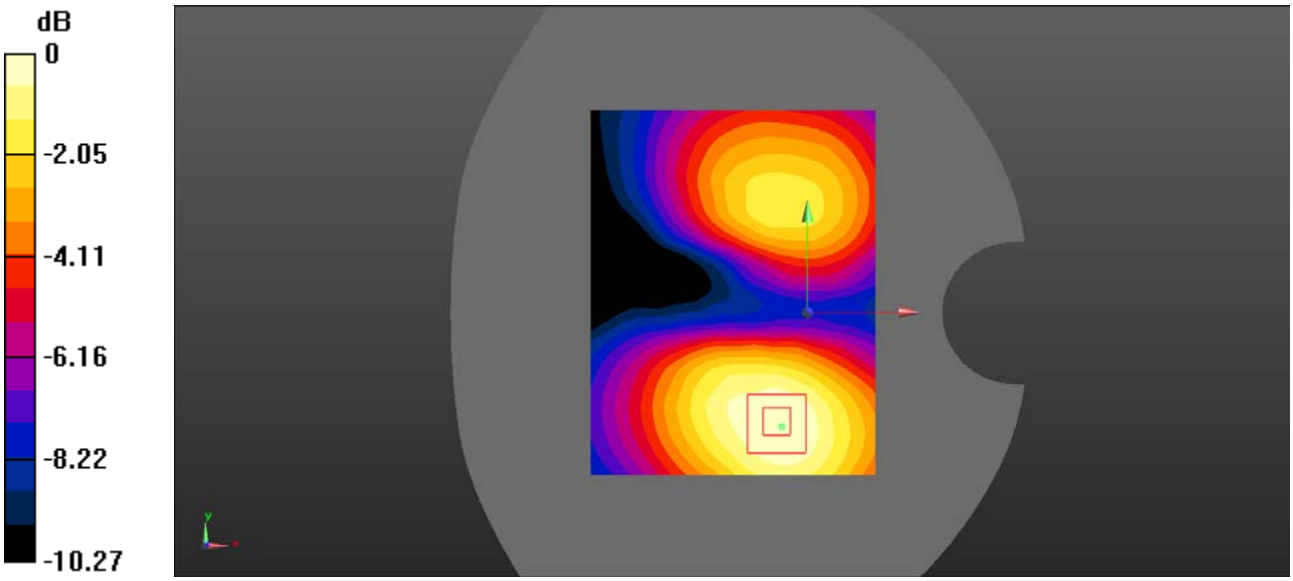

0 dB = 0.209 W/kg = -6.80 dBW/kg

Test Plot 34: LTE Band 2_Face Up 1RB_Mid

DUT: PoC Radio; Type: PNC380; Serial: RDG200109003-SA-S2

Communication System: UID 0, Generic FDD-LTE (0); Frequency: 1880 MHz;Duty Cycle: 1:1
Medium parameters used (interpolated): f = 1880 MHz; σ = 1.415 S/m; εr = 40.704; ρ = 1000 kg/m^3
Phantom section: Flat Section

DASY5 Configuration:

- Probe: EX3DV4 - SN7520; ConvF(8.17, 8.17, 8.17) @ 1880 MHz;
- Sensor-Surface: 4mm (Mechanical Surface Detection)
- Electronics: DAE4 Sn1561; Calibrated: 2019/09/13
- Phantom: SAM-Twin V8.0 P1aP2a; Type: QD 000 P41 AA ; Serial: 1962
- Measurement SW: DASY52, Version 52.10 (2);

Face Up/LTE Band 2 1RB Mid/Area Scan (71x91x1): Interpolated grid: dx=1.500 mm, dy=1.500 mm
Maximum value of SAR (interpolated) = 0.238 W/kg

Face Up/LTE Band 2 1RB Mid/Zoom Scan (5x5x5)/Cube 0: Measurement grid: dx=8mm, dy=8mm, dz=8mm
Reference Value = 10.01 V/m; Power Drift = 0.01 dB
Peak SAR (extrapolated) = 0.309 W/kg
SAR(1 g) = 0.205 W/kg; SAR(10 g) = 0.131 W/kg
Maximum value of SAR (measured) = 0.222 W/kg

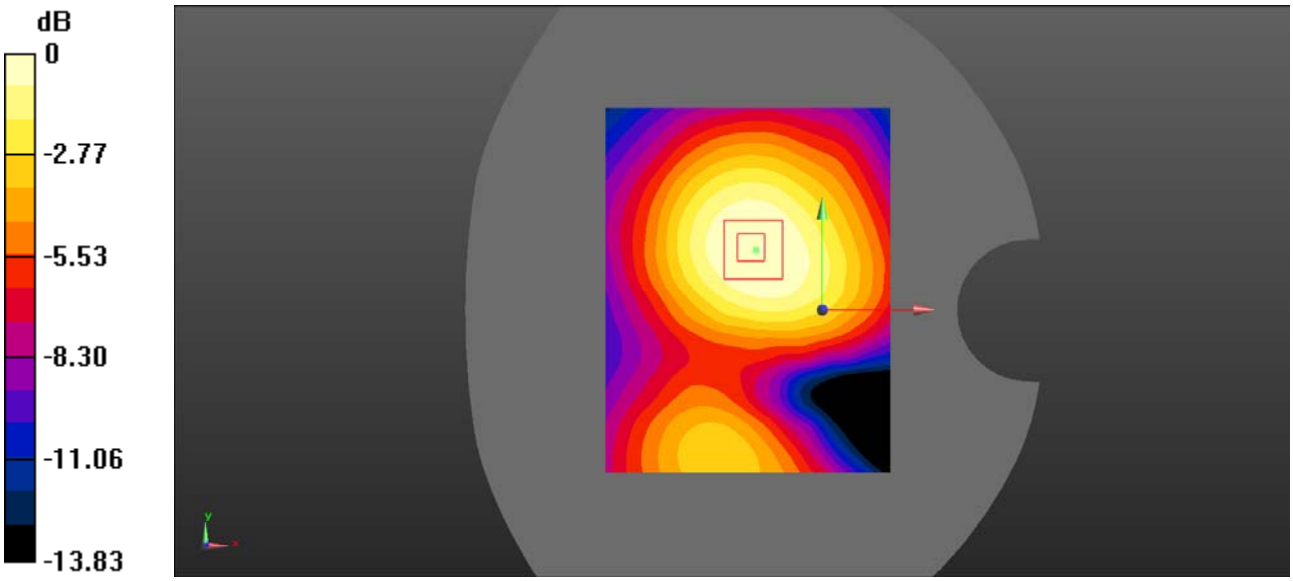

0 dB = 0.222 W/kg = -6.54 dBW/kg

Test Plot 35: LTE Band 2_ Face Up 1RB_High

DUT: PoC Radio; Type: PNC380; Serial: RDG200109003-SA-S2

Communication System: UID 0, Generic FDD-LTE (0); Frequency: 1900 MHz;Duty Cycle: 1:1
Medium parameters used: f = 1900 MHz; σ = 1.429 S/m; εr = 40.821; ρ = 1000 kg/m^3
Phantom section: Flat Section

DASY5 Configuration:

- Probe: EX3DV4 - SN7520; ConvF(8.17, 8.17, 8.17) @ 1900 MHz;
- Sensor-Surface: 4mm (Mechanical Surface Detection)
- Electronics: DAE4 Sn1561; Calibrated: 2019/09/13
- Phantom: SAM-Twin V8.0 P1aP2a; Type: QD 000 P41 AA ; Serial: 1962
- Measurement SW: DASY52, Version 52.10 (2);

Face Up/LTE Band 2 1RB High/Area Scan (71x91x1): Interpolated grid: dx=1.500 mm, dy=1.500 mm
Maximum value of SAR (interpolated) = 0.200 W/kg

Face Up/LTE Band 2 1RB High/Zoom Scan (5x5x5)/Cube 0: Measurement grid: dx=8mm, dy=8mm, dz=8mm
Reference Value = 5.402 V/m; Power Drift = 0.02 dB
Peak SAR (extrapolated) = 0.279 W/kg
SAR(1 g) = 0.183 W/kg; SAR(10 g) = 0.121 W/kg
Maximum value of SAR (measured) = 0.197 W/kg

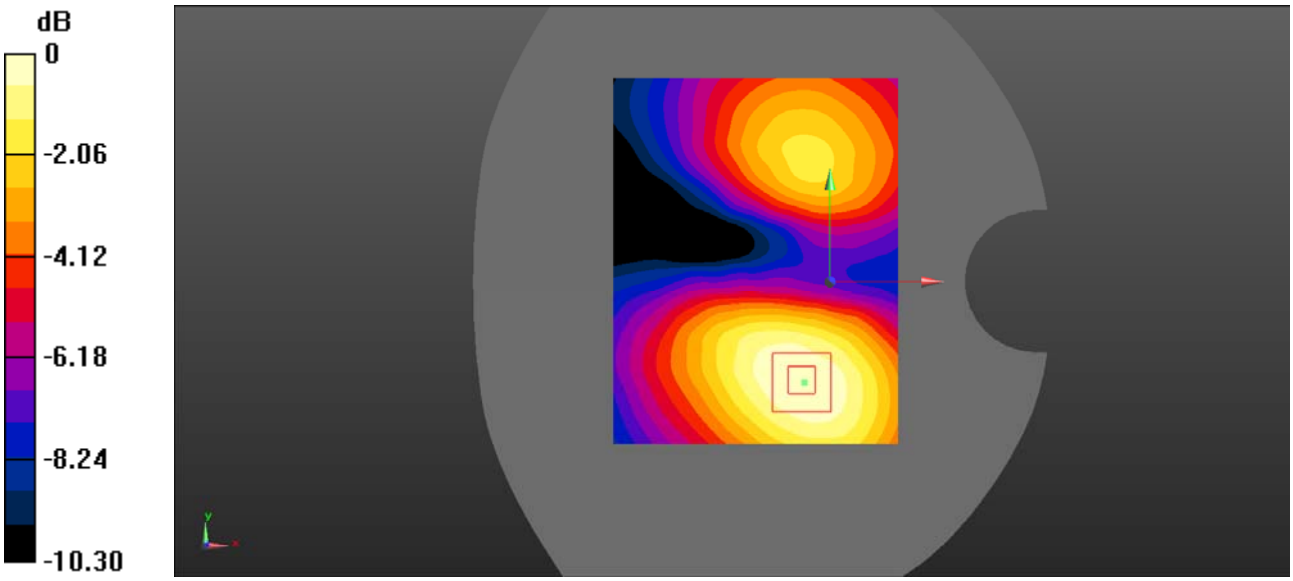

0 dB = 0.197 W/kg = -7.06 dBW/kg

Test Plot 36: LTE Band 2_ Face Up 50%RB_Mid

DUT: PoC Radio; Type: PNC380; Serial: RDG200109003-SA-S2

Communication System: UID 0, Generic FDD-LTE (0); Frequency: 1880 MHz;Duty Cycle: 1:1
Medium parameters used (interpolated): f = 1880 MHz; σ = 1.415 S/m; ε_r = 40.704; ρ = 1000 kg/m^3
Phantom section: Flat Section

DASY5 Configuration:

- Probe: EX3DV4 - SN7520; ConvF(8.17, 8.17, 8.17) @ 1880 MHz;
- Sensor-Surface: 4mm (Mechanical Surface Detection)
- Electronics: DAE4 Sn1561; Calibrated: 2019/09/13
- Phantom: SAM-Twin V8.0 P1aP2a; Type: QD 000 P41 AA ; Serial: 1962
- Measurement SW: DASY52, Version 52.10 (2);

Face Up/LTE Band 2 50%RB Mid/Area Scan (71x91x1): Interpolated grid: dx=1.500 mm, dy=1.500 mm
Maximum value of SAR (interpolated) = 0.168 W/kg

Face Up/LTE Band 2 50%RB Mid/Zoom Scan (5x5x5)/Cube 0: Measurement grid: dx=8mm, dy=8mm, dz=8mm
Reference Value = 8.658 V/m; Power Drift = 0.08 dB
Peak SAR (extrapolated) = 0.237 W/kg
SAR(1 g) = 0.154 W/kg; SAR(10 g) = 0.098 W/kg
Maximum value of SAR (measured) = 0.165 W/kg

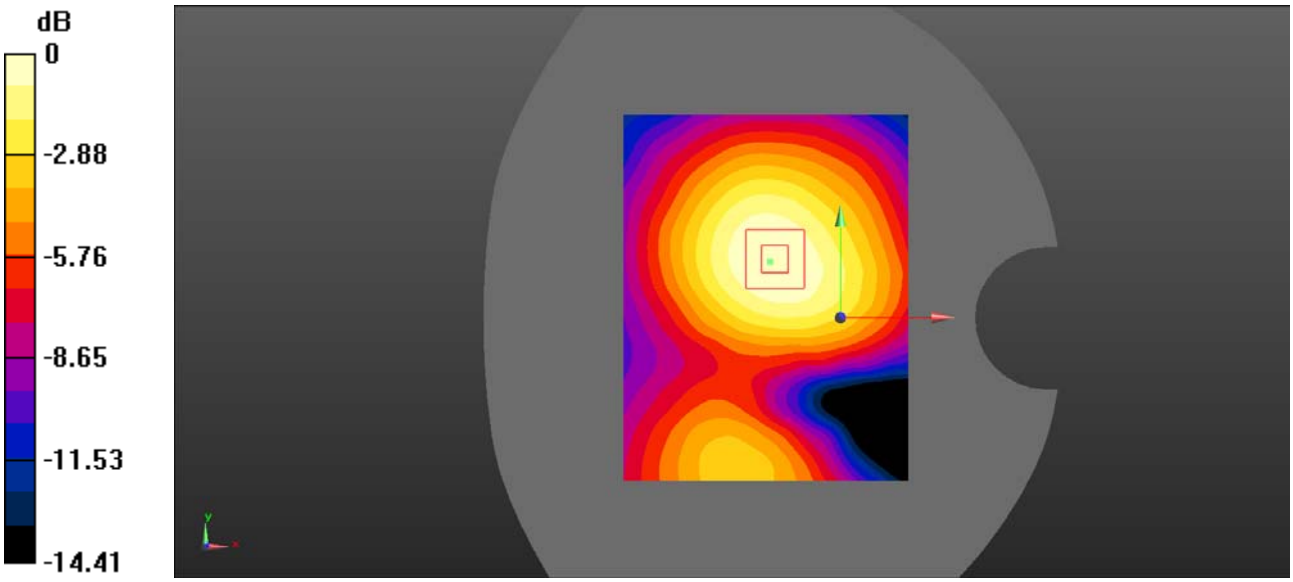

0 dB = 0.165 W/kg = -7.83 dBW/kg

Test Plot 37: LTE Band 2_Body Back 1RB_Low

DUT: PoC Radio; Type: PNC380; Serial: RDG200109003-SA-S2

Communication System: UID 0, Generic FDD-LTE (0); Frequency: 1860 MHz;Duty Cycle: 1:1
Medium parameters used (interpolated): f = 1860 MHz; σ = 1.41 S/m; εr = 40.658; ρ = 1000 kg/m^3
Phantom section: Flat Section

DASY5 Configuration:

- Probe: EX3DV4 - SN7520; ConvF(8.17, 8.17, 8.17) @ 1860 MHz;
- Sensor-Surface: 4mm (Mechanical Surface Detection)
- Electronics: DAE4 Sn1561; Calibrated: 2019/09/13
- Phantom: SAM-Twin V8.0 P1aP2a; Type: QD 000 P41 AA ; Serial: 1962
- Measurement SW: DASY52, Version 52.10 (2);

Body Back/LTE Band 2 1RB Low/Area Scan (71x101x1): Interpolated grid: dx=1.500 mm, dy=1.500 mm
Maximum value of SAR (interpolated) = 0.479 W/kg

Body Back/LTE Band 2 1RB Low/Zoom Scan (5x5x5)/Cube 0: Measurement grid: dx=8mm, dy=8mm, dz=8mm
Reference Value = 13.88 V/m; Power Drift = -0.18 dB
Peak SAR (extrapolated) = 0.682 W/kg
SAR(1 g) = 0.438 W/kg; SAR(10 g) = 0.274 W/kg
Maximum value of SAR (measured) = 0.474 W/kg

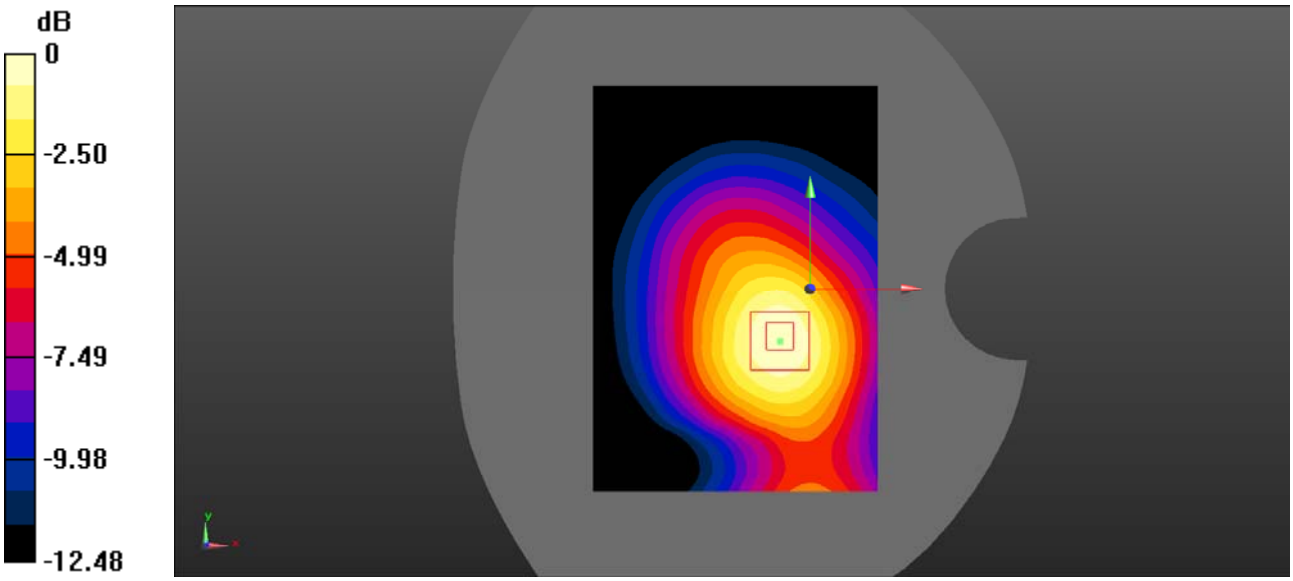

0 dB = 0.474 W/kg = -3.24 dBW/kg

Test Plot 38: LTE Band 2_Body Back 1RB_Mid

DUT: PoC Radio; Type: PNC380; Serial: RDG200109003-SA-S2

Communication System: UID 0, Generic FDD-LTE (0); Frequency: 1880 MHz;Duty Cycle: 1:1
Medium parameters used (interpolated): f = 1880 MHz; σ = 1.415 S/m; εr = 40.704; ρ = 1000 kg/m^3
Phantom section: Flat Section

DASY5 Configuration:

- Probe: EX3DV4 - SN7520; ConvF(8.17, 8.17, 8.17) @ 1880 MHz;
- Sensor-Surface: 4mm (Mechanical Surface Detection)
- Electronics: DAE4 Sn1561; Calibrated: 2019/09/13
- Phantom: SAM-Twin V8.0 P1aP2a; Type: QD 000 P41 AA ; Serial: 1962
- Measurement SW: DASY52, Version 52.10 (2);

Body Back/LTE Band 2 1RB Mid/Area Scan (71x101x1): Interpolated grid: dx=1.500 mm, dy=1.500 mm
Maximum value of SAR (interpolated) = 0.587 W/kg

Body Back/LTE Band 2 1RB Mid/Zoom Scan (5x5x5)/Cube 0: Measurement grid: dx=8mm, dy=8mm, dz=8mm
Reference Value = 20.56 V/m; Power Drift = -0.04 dB
Peak SAR (extrapolated) = 0.785 W/kg
SAR(1 g) = 0.514 W/kg; SAR(10 g) = 0.323 W/kg
Maximum value of SAR (measured) = 0.553 W/kg

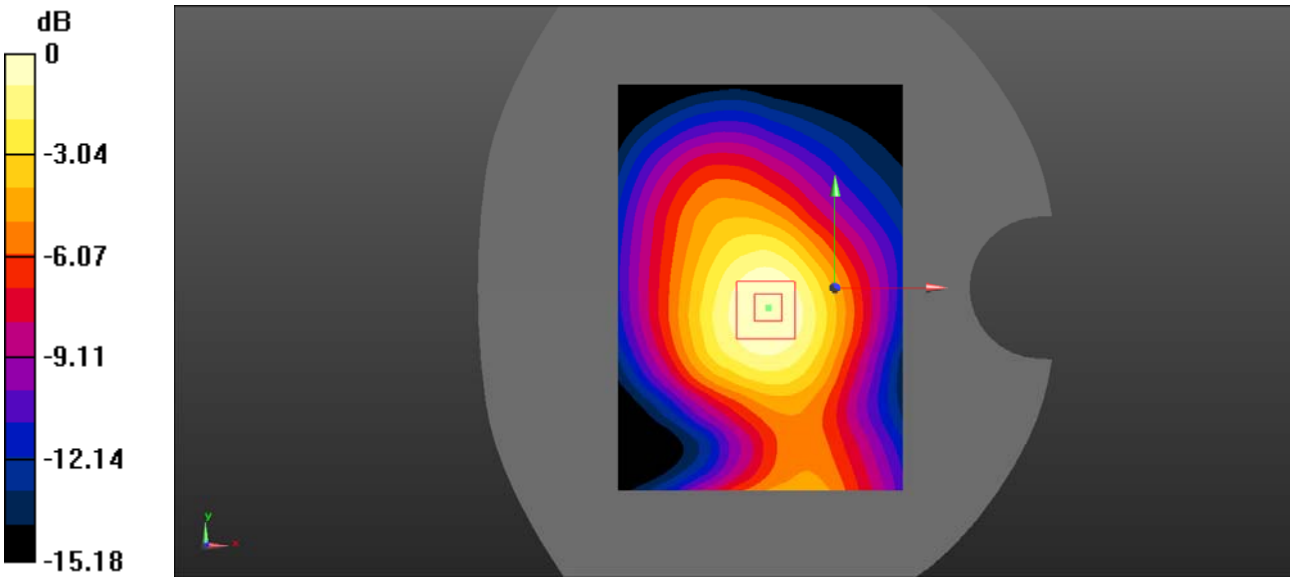

0 dB = 0.553 W/kg = -2.57 dBW/kg

Test Plot 39: LTE Band 2_Body Back 1RB_High

DUT: PoC Radio; Type: PNC380; Serial: RDG200109003-SA-S2

Communication System: UID 0, Generic FDD-LTE (0); Frequency: 1900 MHz;Duty Cycle: 1:1
Medium parameters used: f = 1900 MHz; σ = 1.429 S/m; εr = 40.821; ρ = 1000 kg/m^3
Phantom section: Flat Section

DASY5 Configuration:

- Probe: EX3DV4 - SN7520; ConvF(8.17, 8.17, 8.17) @ 1900 MHz;
- Sensor-Surface: 4mm (Mechanical Surface Detection)
- Electronics: DAE4 Sn1561; Calibrated: 2019/09/13
- Phantom: SAM-Twin V8.0 P1aP2a; Type: QD 000 P41 AA ; Serial: 1962
- Measurement SW: DASY52, Version 52.10 (2);

Body Back/LTE Band 2 1RB High/Area Scan (71x101x1): Interpolated grid: dx=1.500 mm, dy=1.500 mm
Maximum value of SAR (interpolated) = 0.488 W/kg

Body Back/LTE Band 2 1RB High/Zoom Scan (5x5x5)/Cube 0: Measurement grid: dx=8mm, dy=8mm, dz=8mm
Reference Value = 13.60 V/m; Power Drift = -0.08 dB
Peak SAR (extrapolated) = 0.677 W/kg
SAR(1 g) = 0.442 W/kg; SAR(10 g) = 0.279 W/kg
Maximum value of SAR (measured) = 0.476 W/kg

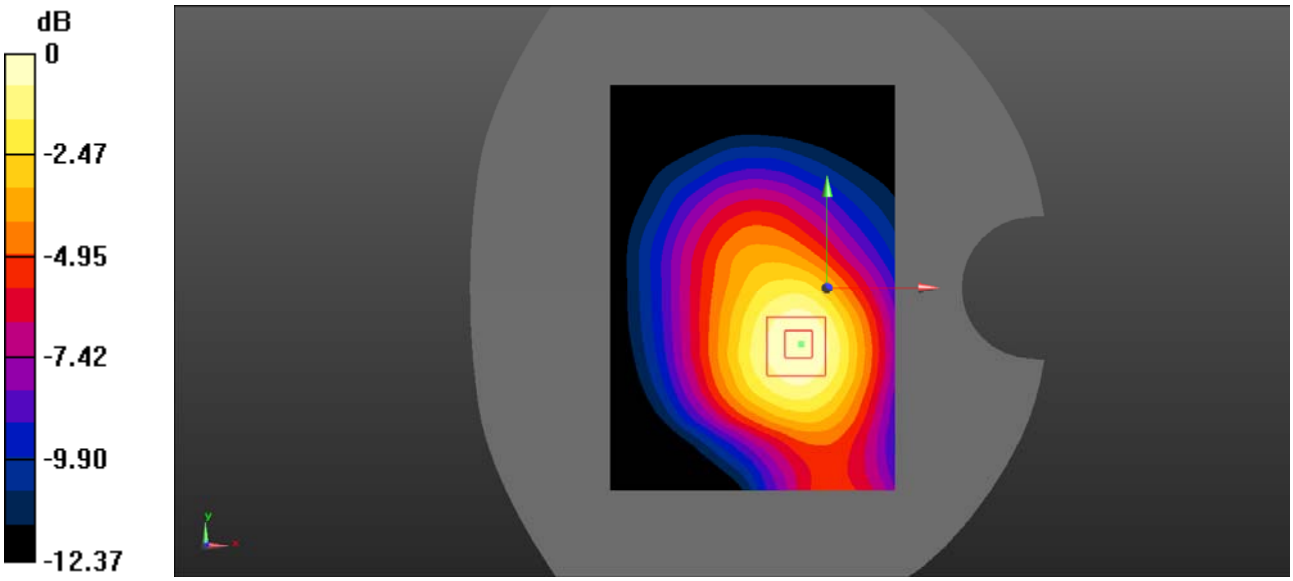

0 dB = 0.476 W/kg = -3.22 dBW/kg

Test Plot 40: LTE Band 2_Body Back 50%RB_Mid

DUT: PoC Radio; Type: PNC380; Serial: RDG200109003-SA-S2

Communication System: UID 0, Generic FDD-LTE (0); Frequency: 1880 MHz;Duty Cycle: 1:1
Medium parameters used (interpolated): f = 1880 MHz; σ = 1.415 S/m; εr = 40.704; ρ = 1000 kg/m^3
Phantom section: Flat Section

DASY5 Configuration:

- Probe: EX3DV4 - SN7520; ConvF(8.17, 8.17, 8.17) @ 1880 MHz;
- Sensor-Surface: 4mm (Mechanical Surface Detection)
- Electronics: DAE4 Sn1561; Calibrated: 2019/09/13
- Phantom: SAM-Twin V8.0 P1aP2a; Type: QD 000 P41 AA ; Serial: 1962
- Measurement SW: DASY52, Version 52.10 (2);

Body Back/LTE Band 2 50%RB Mid/Area Scan (71x111x1): Interpolated grid: dx=1.500 mm, dy=1.500 mm
Maximum value of SAR (interpolated) = 0.456 W/kg

Body Back/LTE Band 2 50%RB Mid/Zoom Scan (5x5x5)/Cube 0: Measurement grid: dx=8mm, dy=8mm, dz=8mm
Reference Value = 13.91 V/m; Power Drift = -0.18 dB
Peak SAR (extrapolated) = 0.647 W/kg
SAR(1 g) = 0.421 W/kg; SAR(10 g) = 0.264 W/kg
Maximum value of SAR (measured) = 0.454 W/kg

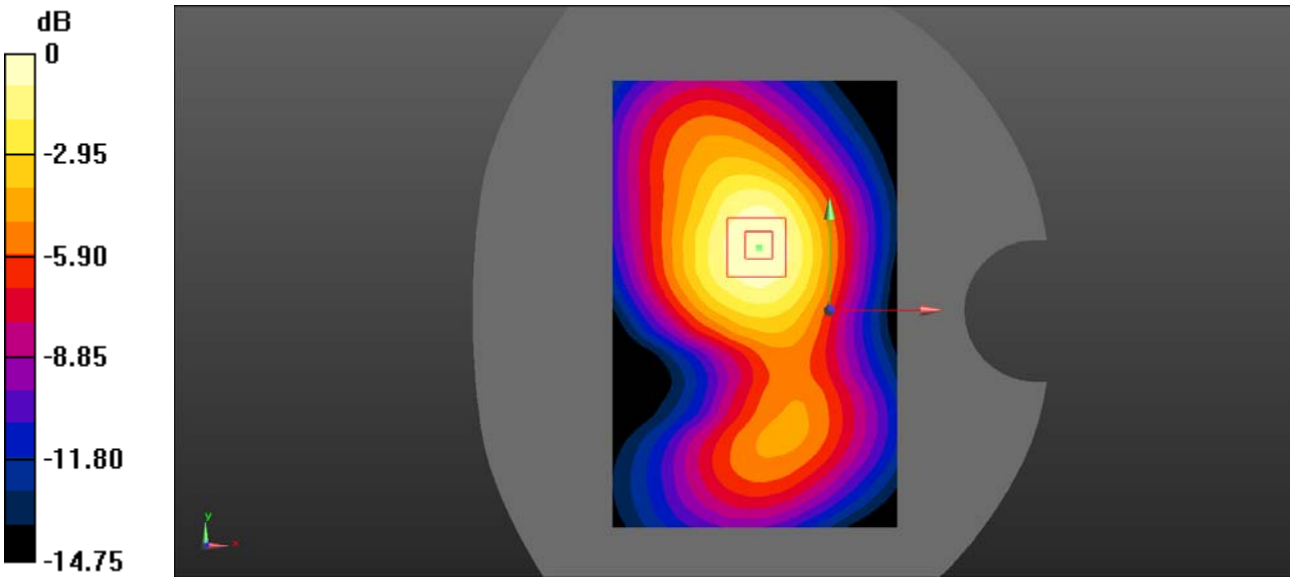

0 dB = 0.454 W/kg = -3.43 dBW/kg

Test Plot 41: LTE Band 4_ Face Up 1RB_Low

DUT: PoC Radio; Type: PNC380; Serial: RDG200109003-SA-S2

Communication System: UID 0, Generic FDD-LTE (0); Frequency: 1720 MHz;Duty Cycle: 1:1
Medium parameters used (interpolated): f = 1720 MHz; σ = 1.365 S/m; εr = 41.58; ρ = 1000 kg/m^3
Phantom section: Flat Section

DASY5 Configuration:

- Probe: EX3DV4 - SN7520; ConvF(8.62, 8.62, 8.62) @ 1720 MHz;
- Sensor-Surface: 4mm (Mechanical Surface Detection)
- Electronics: DAE4 Sn1561; Calibrated: 2019/09/13
- Phantom: SAM-Twin V8.0 P1aP2a; Type: QD 000 P41 AA ; Serial: 1962
- Measurement SW: DASY52, Version 52.10 (2);

Face Up/LTE Band 4 1RB Low/Area Scan (71x101x1): Interpolated grid: dx=1.500 mm, dy=1.500 mm
Maximum value of SAR (interpolated) = 0.281 W/kg

Face Up/LTE Band 4 1RB Low/Zoom Scan (5x5x5)/Cube 0: Measurement grid: dx=8mm, dy=8mm, dz=8mm
Reference Value = 6.460 V/m; Power Drift = -0.05 dB
Peak SAR (extrapolated) = 0.385 W/kg
SAR(1 g) = 0.265 W/kg; SAR(10 g) = 0.174 W/kg
Maximum value of SAR (measured) = 0.277 W/kg

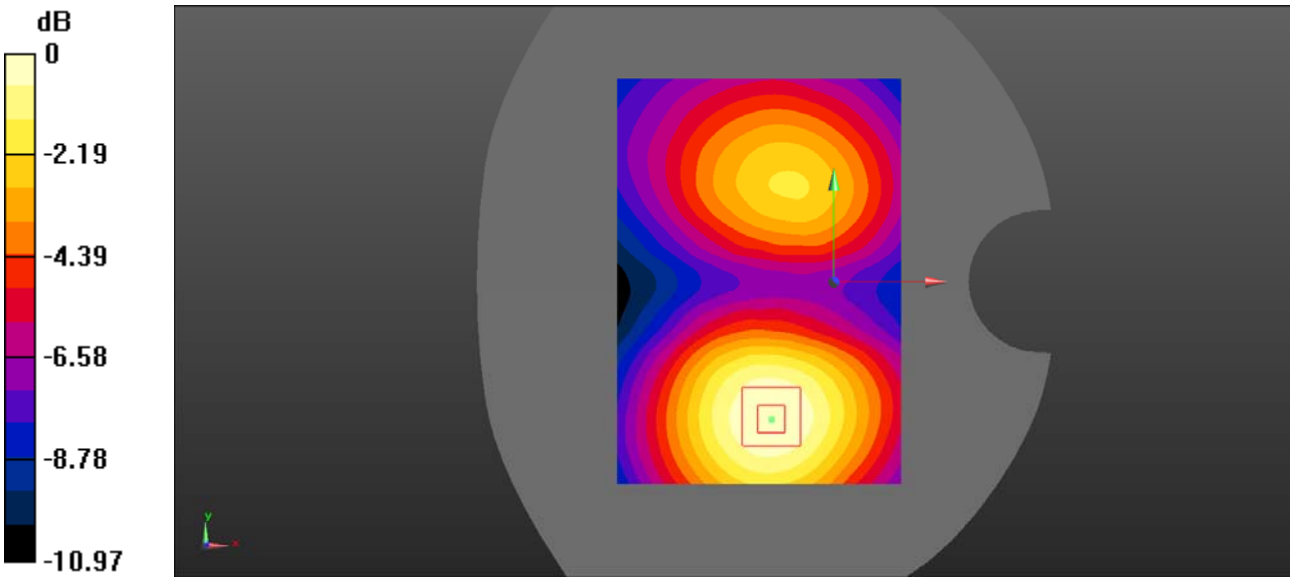

0 dB = 0.277 W/kg = -5.58 dBW/kg

Test Plot 42: LTE Band 4_ Face Up 1RB_Mid

DUT: PoC Radio; Type: PNC380; Serial: RDG200109003-SA-S2

Communication System: UID 0, Generic FDD-LTE (0); Frequency: 1732.5 MHz;Duty Cycle: 1:1
Medium parameters used (interpolated): f = 1732.5 MHz; σ = 1.378 S/m; εr = 41.577; ρ = 1000 kg/m^3
Phantom section: Flat Section

DASY5 Configuration:

- Probe: EX3DV4 - SN7520; ConvF(8.62, 8.62, 8.62) @ 1732.5 MHz;
- Sensor-Surface: 4mm (Mechanical Surface Detection)
- Electronics: DAE4 Sn1561; Calibrated: 2019/09/13
- Phantom: SAM-Twin V8.0 P1aP2a; Type: QD 000 P41 AA ; Serial: 1962
- Measurement SW: DASY52, Version 52.10 (2);

Face Up/LTE Band 4 1RB Mid/Area Scan (71x91x1): Interpolated grid: dx=1.500 mm, dy=1.500 mm
Maximum value of SAR (interpolated) = 0.303 W/kg

Face Up/LTE Band 4 1RB Mid/Zoom Scan (5x5x5)/Cube 0: Measurement grid: dx=8mm, dy=8mm, dz=8mm
Reference Value = 8.035 V/m; Power Drift = 0.05 dB
Peak SAR (extrapolated) = 0.419 W/kg
SAR(1 g) = 0.285 W/kg; SAR(10 g) = 0.182 W/kg
Maximum value of SAR (measured) = 0.293 W/kg

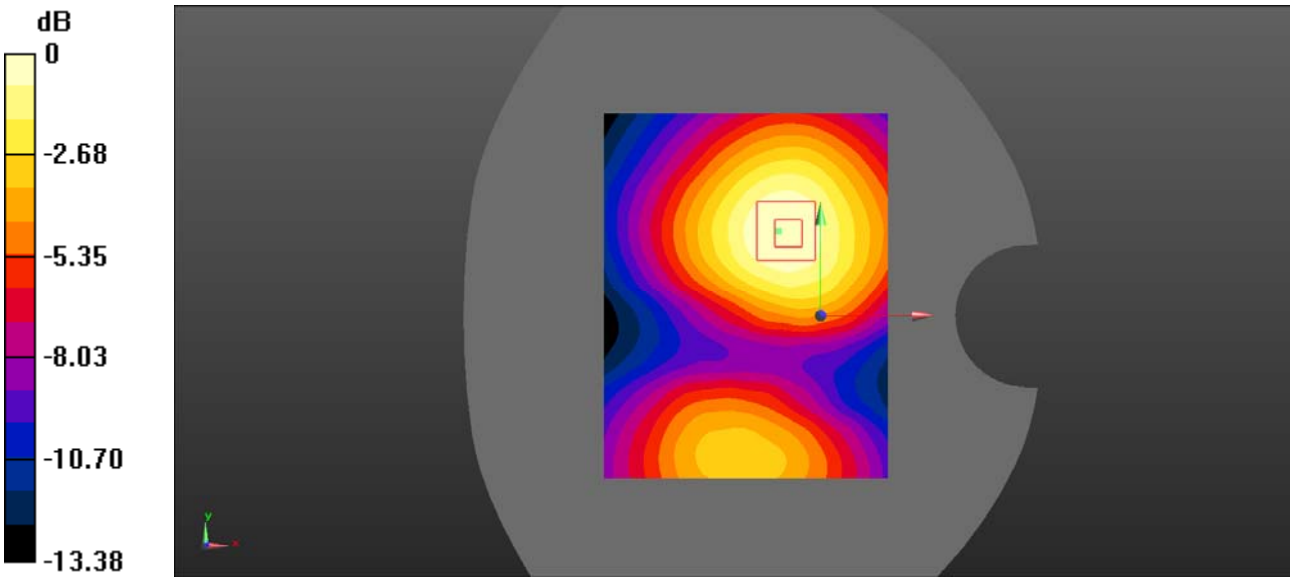

0 dB = 0.293 W/kg = -5.33 dBW/kg

Test Plot 43: LTE Band 4_ Face Up 1RB_High

DUT: PoC Radio; Type: PNC380; Serial: RDG200109003-SA-S2

Communication System: UID 0, Generic FDD-LTE (0); Frequency: 1745 MHz;Duty Cycle: 1:1
Medium parameters used (interpolated): f = 1745 MHz; σ = 1.382 S/m; εr = 41.625; ρ = 1000 kg/m^3
Phantom section: Flat Section

DASY5 Configuration:

- Probe: EX3DV4 - SN7520; ConvF(8.62, 8.62, 8.62) @ 1745 MHz;
- Sensor-Surface: 4mm (Mechanical Surface Detection)
- Electronics: DAE4 Sn1561; Calibrated: 2019/09/13
- Phantom: SAM-Twin V8.0 P1aP2a; Type: QD 000 P41 AA ; Serial: 1962
- Measurement SW: DASY52, Version 52.10 (2);

Face Up/LTE Band 4 1RB High/Area Scan (71x101x1): Interpolated grid: dx=1.500 mm, dy=1.500 mm
Maximum value of SAR (interpolated) = 0.275 W/kg

Face Up/LTE Band 4 1RB High/Zoom Scan (5x5x5)/Cube 0: Measurement grid: dx=8mm, dy=8mm, dz=8mm
Reference Value = 5.849 V/m; Power Drift = 0.14 dB
Peak SAR (extrapolated) = 0.382 W/kg
SAR(1 g) = 0.263 W/kg; SAR(10 g) = 0.173 W/kg
Maximum value of SAR (measured) = 0.273 W/kg

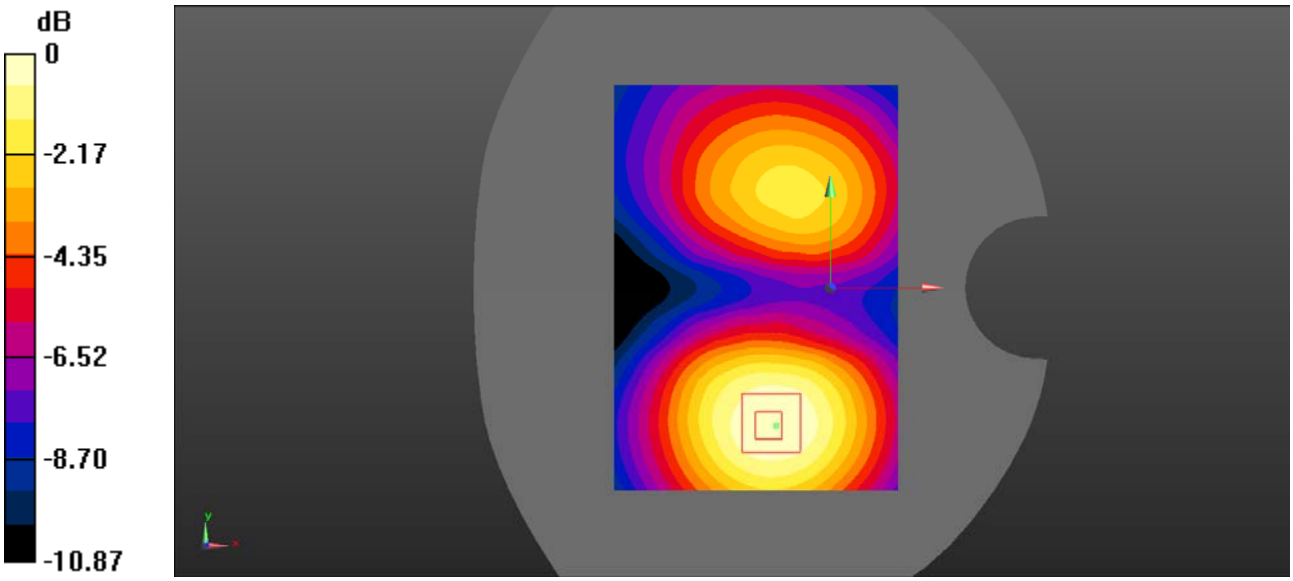

0 dB = 0.273 W/kg = -5.64 dBW/kg

Test Plot 44: LTE Band 4_ Face Up 50%RB_Mid

DUT: PoC Radio; Type: PNC380; Serial: RDG200109003-SA-S2

Communication System: UID 0, Generic FDD-LTE (0); Frequency: 1732.5 MHz;Duty Cycle: 1:1
Medium parameters used (interpolated): f = 1732.5 MHz; σ = 1.378 S/m; εr = 41.577; ρ = 1000 kg/m^3
Phantom section: Flat Section

DASY5 Configuration:

- Probe: EX3DV4 - SN7520; ConvF(8.62, 8.62, 8.62) @ 1732.5 MHz;
- Sensor-Surface: 4mm (Mechanical Surface Detection)
- Electronics: DAE4 Sn1561; Calibrated: 2019/09/13
- Phantom: SAM-Twin V8.0 P1aP2a; Type: QD 000 P41 AA ; Serial: 1962
- Measurement SW: DASY52, Version 52.10 (2);

Face Up/LTE Band 4 50%RB Mid/Area Scan (71x91x1): Interpolated grid: dx=1.500 mm, dy=1.500 mm
Maximum value of SAR (interpolated) = 0.223 W/kg

Face Up/LTE Band 4 50%RB Mid/Zoom Scan (5x5x5)/Cube 0: Measurement grid: dx=8mm, dy=8mm, dz=8mm
Reference Value = 7.122 V/m; Power Drift = 0.06 dB
Peak SAR (extrapolated) = 0.309 W/kg
SAR(1 g) = 0.209 W/kg; SAR(10 g) = 0.134 W/kg
Maximum value of SAR (measured) = 0.219 W/kg

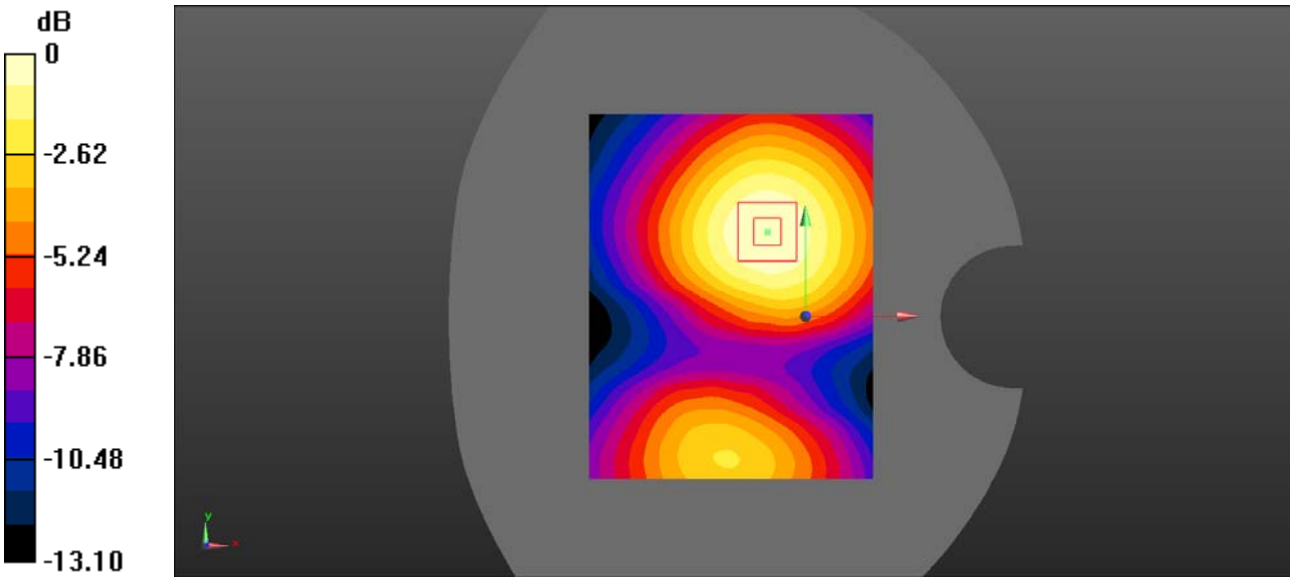

0 dB = 0.219 W/kg = -6.60 dBW/kg

Test Plot 45: LTE Band 4_ Bady Back 1RB_Low

DUT: PoC Radio; Type: PNC380; Serial: RDG200109003-SA-S2

Communication System: UID 0, Generic FDD-LTE (0); Frequency: 1720 MHz;Duty Cycle: 1:1
Medium parameters used (interpolated): f = 1720 MHz; σ = 1.365 S/m; εr = 41.58; ρ = 1000 kg/m^3
Phantom section: Flat Section

DASY5 Configuration:

- Probe: EX3DV4 - SN7520; ConvF(8.62, 8.62, 8.62) @ 1720 MHz;
- Sensor-Surface: 4mm (Mechanical Surface Detection)
- Electronics: DAE4 Sn1561; Calibrated: 2019/09/13
- Phantom: SAM-Twin V8.0 P1aP2a; Type: QD 000 P41 AA ; Serial: 1962
- Measurement SW: DASY52, Version 52.10 (2);

Body Back/LTE Band 4 1RB Low/Area Scan (71x101x1): Interpolated grid: dx=1.500 mm, dy=1.500 mm
Maximum value of SAR (interpolated) = 0.756 W/kg

Body Back/LTE Band 4 1RB Low/Zoom Scan (5x5x5)/Cube 0: Measurement grid: dx=8mm, dy=8mm, dz=8mm
Reference Value = 22.81 V/m; Power Drift = -0.02 dB
Peak SAR (extrapolated) = 1.10 W/kg
SAR(1 g) = 0.737 W/kg; SAR(10 g) = 0.466 W/kg
Maximum value of SAR (measured) = 0.764 W/kg

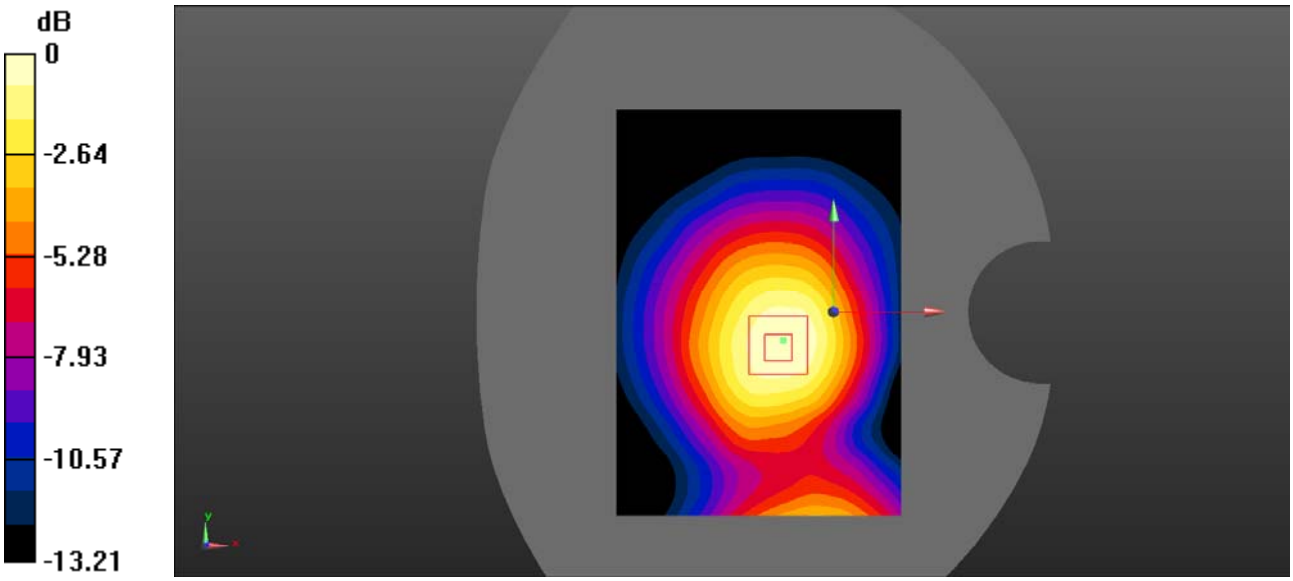

0 dB = 0.764 W/kg = -1.17 dBW/kg

Test Plot 46: LTE Band 4_ Bady Back 1RB_Mid

DUT: PoC Radio; Type: PNC380; Serial: RDG200109003-SA-S2

Communication System: UID 0, Generic FDD-LTE (0); Frequency: 1732.5 MHz;Duty Cycle: 1:1
Medium parameters used (interpolated): f = 1732.5 MHz; σ = 1.378 S/m; εr = 41.577; ρ = 1000 kg/m^3
Phantom section: Flat Section

DASY5 Configuration:

- Probe: EX3DV4 - SN7520; ConvF(8.62, 8.62, 8.62) @ 1732.5 MHz;
- Sensor-Surface: 4mm (Mechanical Surface Detection)
- Electronics: DAE4 Sn1561; Calibrated: 2019/09/13
- Phantom: SAM-Twin V8.0 P1aP2a; Type: QD 000 P41 AA ; Serial: 1962
- Measurement SW: DASY52, Version 52.10 (2);

Body Back/LTE Band 4 1RB Mid/Area Scan (71x101x1): Interpolated grid: dx=1.500 mm, dy=1.500 mm
Maximum value of SAR (interpolated) = 0.750 W/kg

Body Back/LTE Band 4 1RB Mid/Zoom Scan (5x5x5)/Cube 0: Measurement grid: dx=8mm, dy=8mm, dz=8mm
Reference Value = 12.23 V/m; Power Drift = 0.05 dB
Peak SAR (extrapolated) = 1.03 W/kg
SAR(1 g) = 0.688 W/kg; SAR(10 g) = 0.424 W/kg
Maximum value of SAR (measured) = 0.733 W/kg

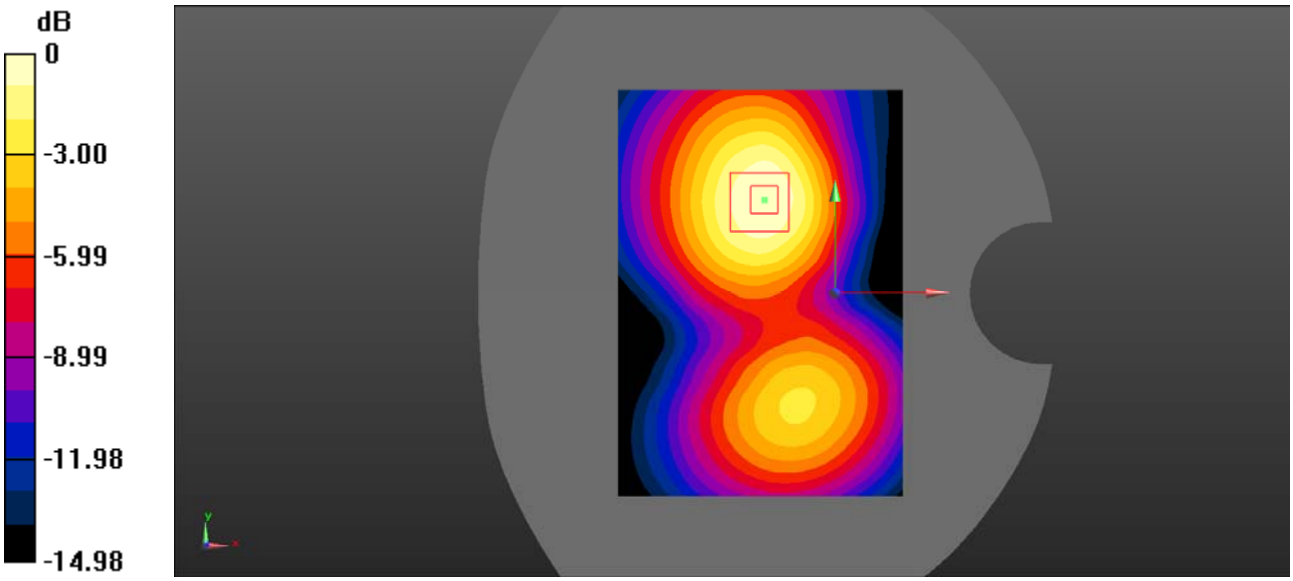

0 dB = 0.733 W/kg = -1.35 dBW/kg

Test Plot 47: LTE Band 4_ Bady Back 1RB_High

DUT: PoC Radio; Type: PNC380; Serial: RDG200109003-SA-S2

Communication System: UID 0, Generic FDD-LTE (0); Frequency: 1745 MHz;Duty Cycle: 1:1
Medium parameters used (interpolated): f = 1745 MHz; σ = 1.382 S/m; εr = 41.625; ρ = 1000 kg/m^3
Phantom section: Flat Section

DASY5 Configuration:

- Probe: EX3DV4 - SN7520; ConvF(8.62, 8.62, 8.62) @ 1745 MHz;
- Sensor-Surface: 4mm (Mechanical Surface Detection)
- Electronics: DAE4 Sn1561; Calibrated: 2019/09/13
- Phantom: SAM-Twin V8.0 P1aP2a; Type: QD 000 P41 AA ; Serial: 1962
- Measurement SW: DASY52, Version 52.10 (2);

Body Back/LTE Band 4 1RB High/Area Scan (71x101x1): Interpolated grid: dx=1.500 mm, dy=1.500 mm
Maximum value of SAR (interpolated) = 0.780 W/kg

Body Back/LTE Band 4 1RB High/Zoom Scan (5x5x5)/Cube 0: Measurement grid: dx=8mm, dy=8mm, dz=8mm
Reference Value = 21.00 V/m; Power Drift = -0.06 dB
Peak SAR (extrapolated) = 1.06 W/kg
SAR(1 g) = 0.721 W/kg; SAR(10 g) = 0.455 W/kg
Maximum value of SAR (measured) = 0.755 W/kg

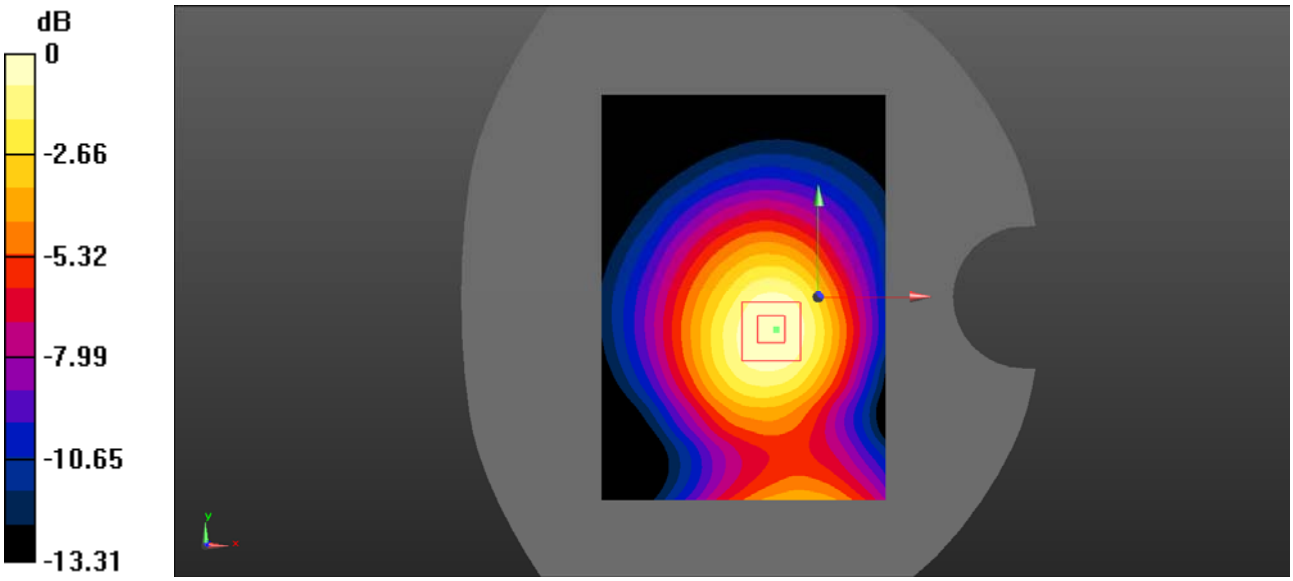

0 dB = 0.755 W/kg = -1.22 dBW/kg

Test Plot 48: LTE Band 4_ Bady Back 50%RB_Mid

DUT: PoC Radio; Type: PNC380; Serial: RDG200109003-SA-S2

Communication System: UID 0, Generic FDD-LTE (0); Frequency: 1732.5 MHz;Duty Cycle: 1:1
Medium parameters used (interpolated): f = 1732.5 MHz; σ = 1.378 S/m; εr = 41.577; ρ = 1000 kg/m^3
Phantom section: Flat Section

DASY5 Configuration:

- Probe: EX3DV4 - SN7520; ConvF(8.62, 8.62, 8.62) @ 1732.5 MHz;
- Sensor-Surface: 4mm (Mechanical Surface Detection)
- Electronics: DAE4 Sn1561; Calibrated: 2019/09/13
- Phantom: SAM-Twin V8.0 P1aP2a; Type: QD 000 P41 AA ; Serial: 1962
- Measurement SW: DASY52, Version 52.10 (2);

Body Back/LTE Band 4 50%RB Mid/Area Scan (71x111x1): Interpolated grid: dx=1.500 mm, dy=1.500 mm
Maximum value of SAR (interpolated) = 0.561 W/kg

Body Back/LTE Band 4 50%RB Mid/Zoom Scan (5x5x5)/Cube 0: Measurement grid: dx=8mm, dy=8mm, dz=8mm
Reference Value = 10.75 V/m; Power Drift = 0.15 dB
Peak SAR (extrapolated) = 0.766 W/kg
SAR(1 g) = 0.519 W/kg; SAR(10 g) = 0.324 W/kg
Maximum value of SAR (measured) = 0.547 W/kg

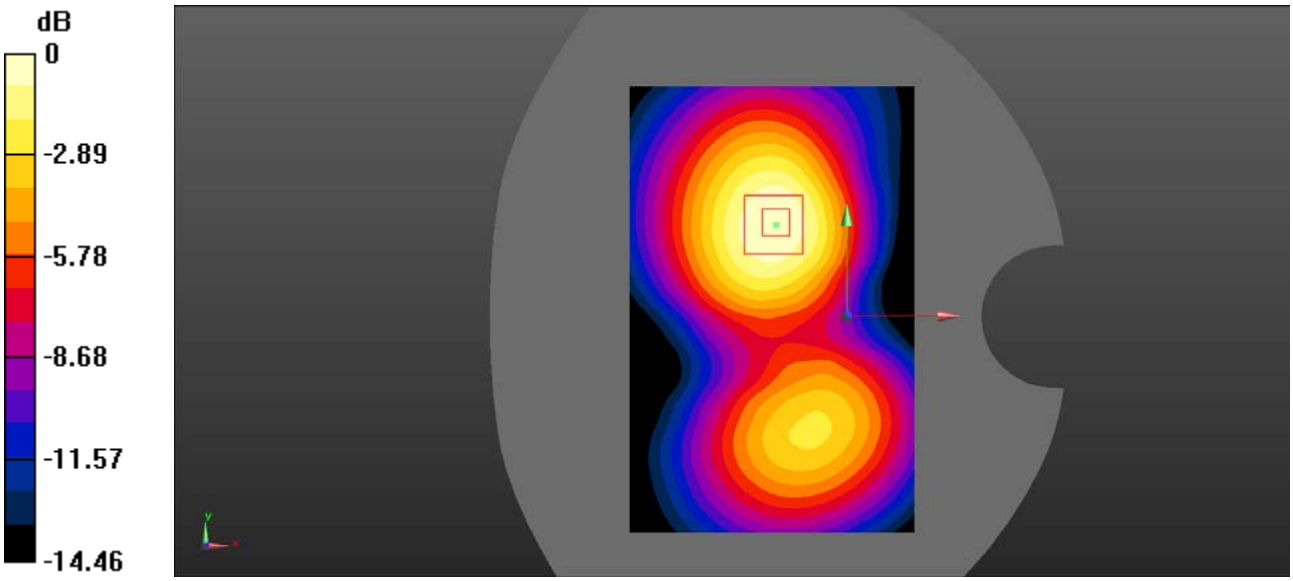

0 dB = 0.547 W/kg = -2.62 dBW/kg

Test Plot 49: LTE Band 5_ Face Up 1RB_Low

DUT: PoC Radio; Type: PNC380; Serial: RDG200109003-SA-S2

Communication System: UID 0, Generic FDD-LTE (0); Frequency: 829 MHz;Duty Cycle: 1:1
Medium parameters used (interpolated): f = 829 MHz; σ = 0.902 S/m; εr = 41.579; ρ = 1000 kg/m^3
Phantom section: Flat Section

DASY5 Configuration:

- Probe: EX3DV4 - SN7520; ConvF(9.71, 9.71, 9.71) @ 829 MHz;
- Sensor-Surface: 4mm (Mechanical Surface Detection)
- Electronics: DAE4 Sn1561; Calibrated: 2019/09/13
- Phantom: SAM-Twin V8.0 P1aP2a; Type: QD 000 P41 AA ; Serial: 1962
- Measurement SW: DASY52, Version 52.10 (2);

Face Up/LTE Band 5 1RB Low/Area Scan (71x91x1): Interpolated grid: dx=1.500 mm, dy=1.500 mm
Maximum value of SAR (interpolated) = 0.263 W/kg

Face Up/LTE Band 5 1RB Low/Zoom Scan (5x5x5)/Cube 0: Measurement grid: dx=8mm, dy=8mm, dz=8mm
Reference Value = 16.71 V/m; Power Drift = -0.04 dB
Peak SAR (extrapolated) = 0.326 W/kg
SAR(1 g) = 0.252 W/kg; SAR(10 g) = 0.185 W/kg
Maximum value of SAR (measured) = 0.262 W/kg

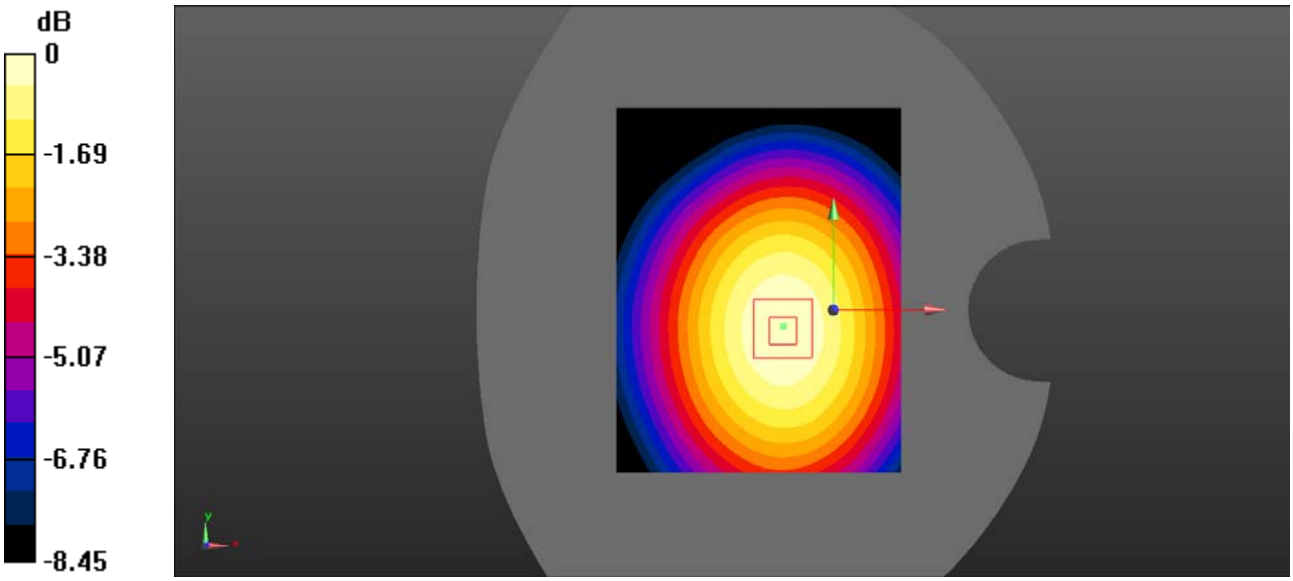

0 dB = 0.262 W/kg = -5.82 dBW/kg

Test Plot 50: LTE Band 5_ Face Up 1RB_Mid

DUT: PoC Radio; Type: PNC380; Serial: RDG200109003-SA-S2

Communication System: UID 0, Generic FDD-LTE (0); Frequency: 836.5 MHz;Duty Cycle: 1:1
Medium parameters used (interpolated): f = 836.5 MHz; σ = 0.906 S/m; εr = 41.776; ρ = 1000 kg/m^3
Phantom section: Flat Section

DASY5 Configuration:

- Probe: EX3DV4 - SN7520; ConvF(9.71, 9.71, 9.71) @ 836.5 MHz;
- Sensor-Surface: 4mm (Mechanical Surface Detection)
- Electronics: DAE4 Sn1561; Calibrated: 2019/09/13
- Phantom: SAM-Twin V8.0 P1aP2a; Type: QD 000 P41 AA ; Serial: 1962
- Measurement SW: DASY52, Version 52.10 (2);

Face Up/LTE Band 5 1RB Mid/Area Scan (71x91x1): Interpolated grid: dx=1.500 mm, dy=1.500 mm
Maximum value of SAR (interpolated) = 0.401 W/kg

Face Up/LTE Band 5 1RB Mid/Zoom Scan (5x5x5)/Cube 0: Measurement grid: dx=8mm, dy=8mm, dz=8mm
Reference Value = 22.04 V/m; Power Drift = -0.53 dB
Peak SAR (extrapolated) = 0.502 W/kg
SAR(1 g) = 0.382 W/kg; SAR(10 g) = 0.277 W/kg
Maximum value of SAR (measured) = 0.403 W/kg



0 dB = 0.403 W/kg = -3.95 dBW/kg

Test Plot 51: LTE Band 5_ Face Up 1RB_High

DUT: PoC Radio; Type: PNC380; Serial: RDG200109003-SA-S2

Communication System: UID 0, Generic FDD-LTE (0); Frequency: 844 MHz;Duty Cycle: 1:1
Medium parameters used (interpolated): f = 844 MHz; σ = 0.936 S/m; εr = 41.581; ρ = 1000 kg/m^3
Phantom section: Flat Section

DASY5 Configuration:

- Probe: EX3DV4 - SN7520; ConvF(9.71, 9.71, 9.71) @ 844 MHz;
- Sensor-Surface: 4mm (Mechanical Surface Detection)
- Electronics: DAE4 Sn1561; Calibrated: 2019/09/13
- Phantom: SAM-Twin V8.0 P1aP2a; Type: QD 000 P41 AA ; Serial: 1962
- Measurement SW: DASY52, Version 52.10 (2);

Face Up/LTE Band 5 1RB High/Area Scan (71x91x1): Interpolated grid: dx=1.500 mm, dy=1.500 mm
Maximum value of SAR (interpolated) = 0.247 W/kg

Face Up/LTE Band 5 1RB High/Zoom Scan (5x5x5)/Cube 0: Measurement grid: dx=8mm, dy=8mm, dz=8mm
Reference Value = 16.34 V/m; Power Drift = -0.05 dB
Peak SAR (extrapolated) = 0.306 W/kg
SAR(1 g) = 0.237 W/kg; SAR(10 g) = 0.174 W/kg
Maximum value of SAR (measured) = 0.247 W/kg

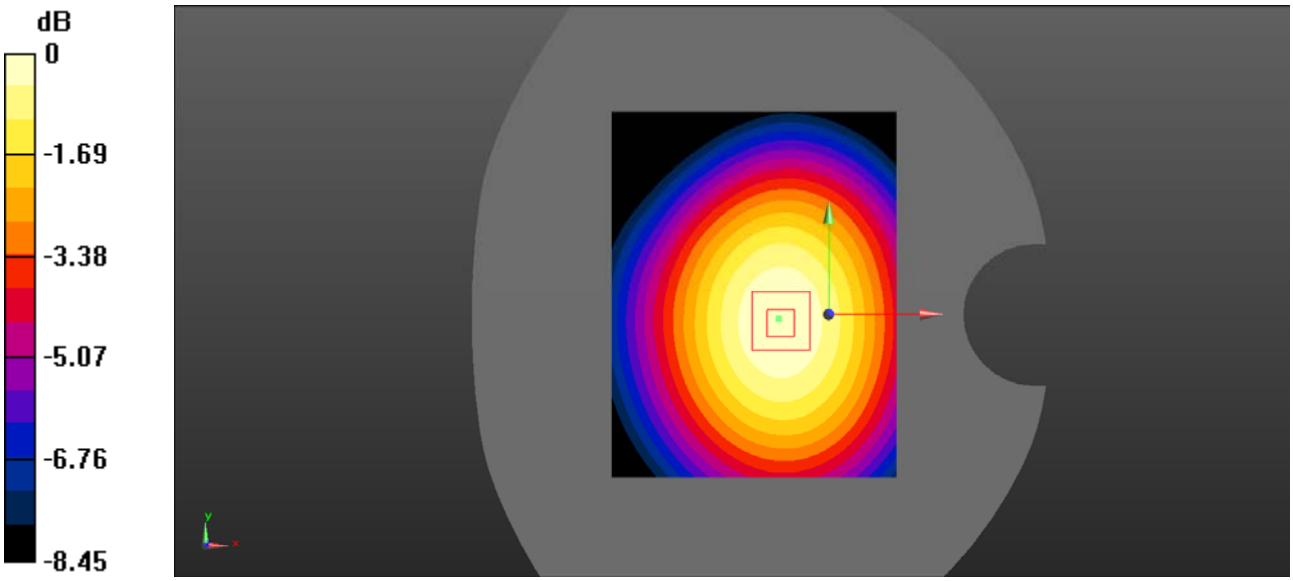

0 dB = 0.247 W/kg = -6.07 dBW/kg

Test Plot 52: LTE Band 5_ Face Up 50%RB_Mid

DUT: PoC Radio; Type: PNC380; Serial: RDG200109003-SA-S2

Communication System: UID 0, Generic FDD-LTE (0); Frequency: 836.5 MHz;Duty Cycle: 1:1
Medium parameters used (interpolated): f = 836.5 MHz; σ = 0.906 S/m; εr = 41.776; ρ = 1000 kg/m^3
Phantom section: Flat Section

DASY5 Configuration:

- Probe: EX3DV4 - SN7520; ConvF(9.71, 9.71, 9.71) @ 836.5 MHz;
- Sensor-Surface: 4mm (Mechanical Surface Detection)
- Electronics: DAE4 Sn1561; Calibrated: 2019/09/13
- Phantom: SAM-Twin V8.0 P1aP2a; Type: QD 000 P41 AA ; Serial: 1962
- Measurement SW: DASY52, Version 52.10 (2);

Face Up/LTE Band 5 50%RB Mid/Area Scan (71x91x1): Interpolated grid: dx=1.500 mm, dy=1.500 mm
Maximum value of SAR (interpolated) = 0.310 W/kg

Face Up/LTE Band 5 50%RB Mid/Zoom Scan (5x5x5)/Cube 0: Measurement grid: dx=8mm, dy=8mm, dz=8mm
Reference Value = 18.38 V/m; Power Drift = -0.01 dB
Peak SAR (extrapolated) = 0.386 W/kg
SAR(1 g) = 0.296 W/kg; SAR(10 g) = 0.216 W/kg
Maximum value of SAR (measured) = 0.310 W/kg

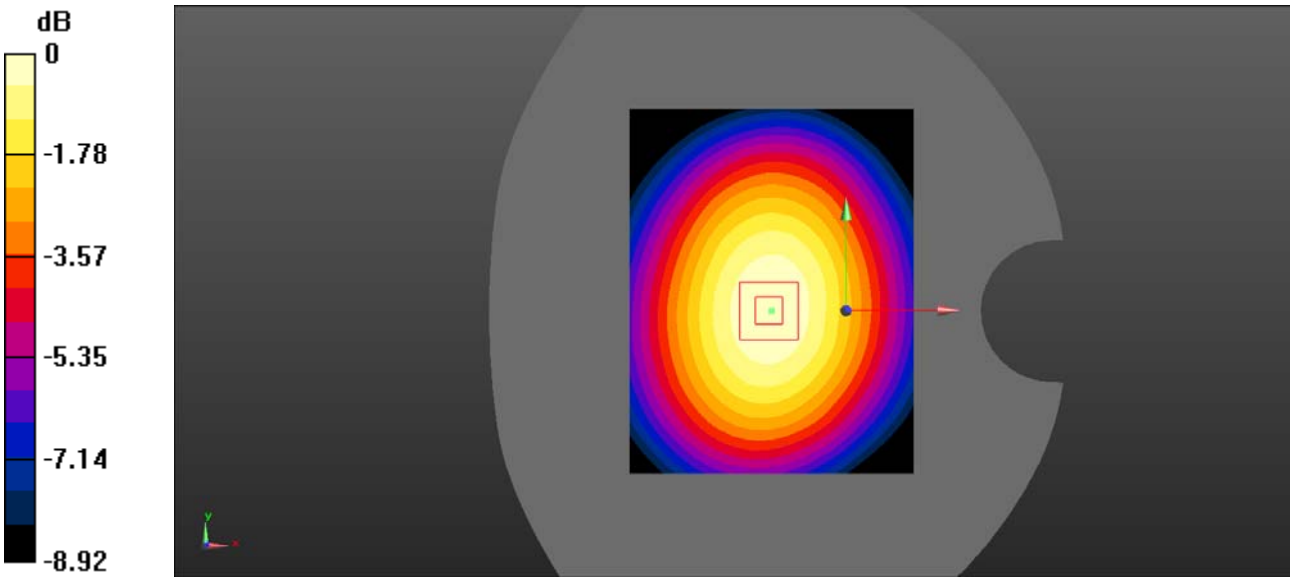

0 dB = 0.310 W/kg = -5.09 dBW/kg

Test Plot 53: LTE Band 5_ Body Back 1RB_Low

DUT: PoC Radio; Type: PNC380; Serial: RDG200109003-SA-S2

Communication System: UID 0, Generic FDD-LTE (0); Frequency: 829 MHz;Duty Cycle: 1:1
Medium parameters used (interpolated): f = 829 MHz; σ = 0.902 S/m; εr = 41.579; ρ = 1000 kg/m^3
Phantom section: Flat Section

DASY5 Configuration:

- Probe: EX3DV4 - SN7520; ConvF(9.71, 9.71, 9.71) @ 829 MHz;
- Sensor-Surface: 4mm (Mechanical Surface Detection)
- Electronics: DAE4 Sn1561; Calibrated: 2019/09/13
- Phantom: SAM-Twin V8.0 P1aP2a; Type: QD 000 P41 AA ; Serial: 1962
- Measurement SW: DASY52, Version 52.10 (2);

Body Back/LTE Band 5 1RB Low/Area Scan (71x101x1): Interpolated grid: dx=1.500 mm, dy=1.500 mm
Maximum value of SAR (interpolated) = 0.549 W/kg

Body Back/LTE Band 5 1RB Low/Zoom Scan (5x5x5)/Cube 0: Measurement grid: dx=8mm, dy=8mm, dz=8mm
Reference Value = 17.60 V/m; Power Drift = -0.17 dB
Peak SAR (extrapolated) = 0.679 W/kg
SAR(1 g) = 0.512 W/kg; SAR(10 g) = 0.367 W/kg
Maximum value of SAR (measured) = 0.538 W/kg

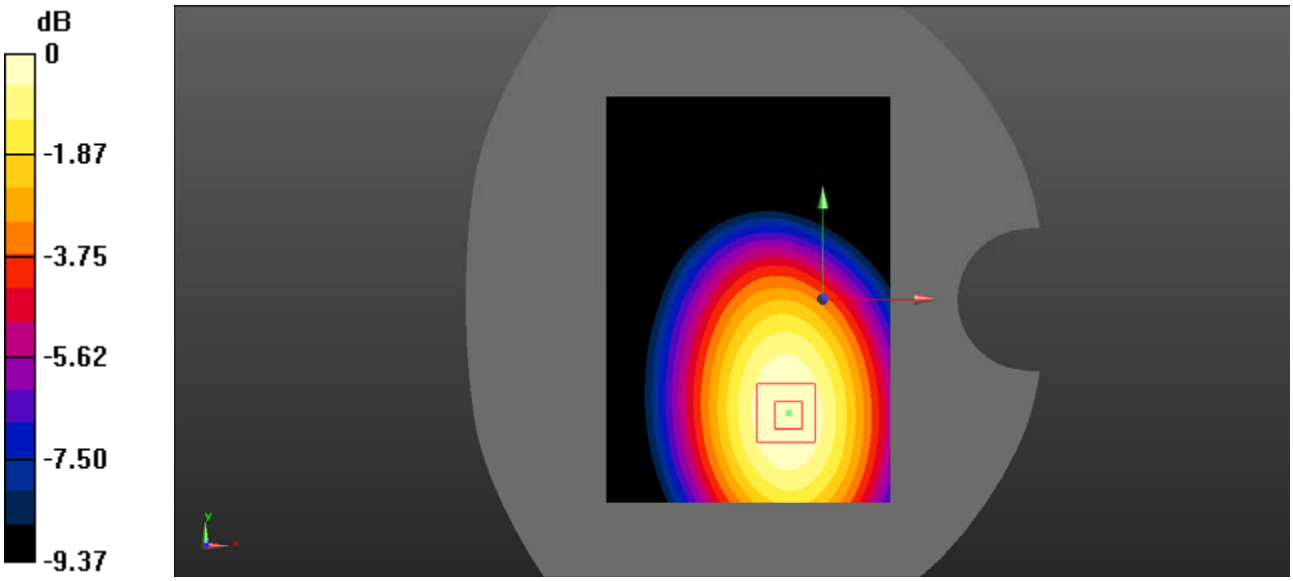

0 dB = 0.538 W/kg = -2.69 dBW/kg

Test Plot 54: LTE Band 5_ Body Back 1RB_Mid

DUT: PoC Radio; Type: PNC380; Serial: RDG200109003-SA-S2

Communication System: UID 0, Generic FDD-LTE (0); Frequency: 836.5 MHz;Duty Cycle: 1:1
Medium parameters used (interpolated): f = 836.5 MHz; σ = 0.906 S/m; εr = 41.776; ρ = 1000 kg/m^3
Phantom section: Flat Section

DASY5 Configuration:

- Probe: EX3DV4 - SN7520; ConvF(9.71, 9.71, 9.71) @ 836.5 MHz;
- Sensor-Surface: 4mm (Mechanical Surface Detection)
- Electronics: DAE4 Sn1561; Calibrated: 2019/09/13
- Phantom: SAM-Twin V8.0 P1aP2a; Type: QD 000 P41 AA ; Serial: 1962
- Measurement SW: DASY52, Version 52.10 (2);

Body Back/LTE Band 5 1RB Mid/Area Scan (71x101x1): Interpolated grid: dx=1.500 mm, dy=1.500 mm
Maximum value of SAR (interpolated) = 0.788 W/kg

Body Back/LTE Band 5 1RB Mid/Zoom Scan (5x5x5)/Cube 0: Measurement grid: dx=8mm, dy=8mm, dz=8mm
Reference Value = 28.88 V/m; Power Drift = -0.01 dB
Peak SAR (extrapolated) = 0.980 W/kg
SAR(1 g) = 0.743 W/kg; SAR(10 g) = 0.535 W/kg
Maximum value of SAR (measured) = 0.772 W/kg

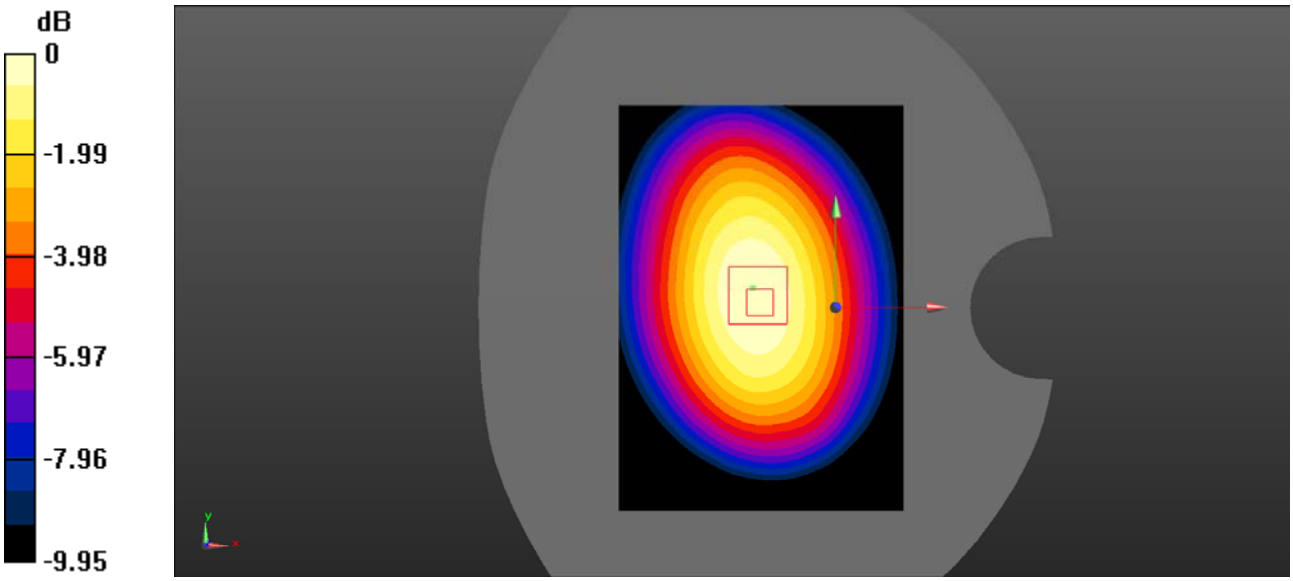

0 dB = 0.772 W/kg = -1.12 dBW/kg

Test Plot 55: LTE Band 5_ Body Back 1RB_High

DUT: PoC Radio; Type: PNC380; Serial: RDG200109003-SA-S2

Communication System: UID 0, Generic FDD-LTE (0); Frequency: 844 MHz;Duty Cycle: 1:1
Medium parameters used (interpolated): f = 844 MHz; σ = 0.936 S/m; εr = 41.581; ρ = 1000 kg/m^3
Phantom section: Flat Section

DASY5 Configuration:

- Probe: EX3DV4 - SN7520; ConvF(9.71, 9.71, 9.71) @ 844 MHz;
- Sensor-Surface: 4mm (Mechanical Surface Detection)
- Electronics: DAE4 Sn1561; Calibrated: 2019/09/13
- Phantom: SAM-Twin V8.0 P1aP2a; Type: QD 000 P41 AA ; Serial: 1962
- Measurement SW: DASY52, Version 52.10 (2);

Body Back/LTE Band 5 1RB High/Area Scan (71x101x1): Interpolated grid: dx=1.500 mm, dy=1.500 mm
Maximum value of SAR (interpolated) = 0.496 W/kg

Body Back/LTE Band 5 1RB High/Zoom Scan (5x5x5)/Cube 0: Measurement grid: dx=8mm, dy=8mm, dz=8mm
Reference Value = 16.16 V/m; Power Drift = -0.01 dB
Peak SAR (extrapolated) = 0.621 W/kg
SAR(1 g) = 0.467 W/kg; SAR(10 g) = 0.335 W/kg
Maximum value of SAR (measured) = 0.491 W/kg

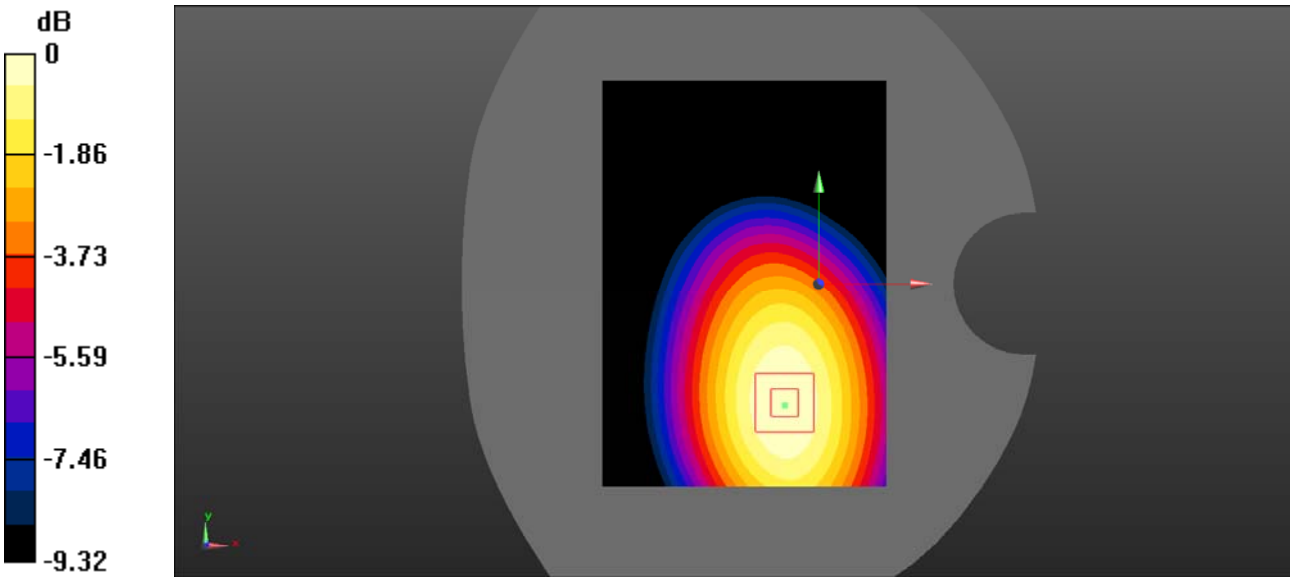

0 dB = 0.491 W/kg = -3.09 dBW/kg

Test Plot 56: LTE Band 5_ Body Back 50%RB_Mid

DUT: PoC Radio; Type: PNC380; Serial: RDG200109003-SA-S2

Communication System: UID 0, Generic FDD-LTE (0); Frequency: 836.5 MHz;Duty Cycle: 1:1
Medium parameters used (interpolated): f = 836.5 MHz; σ = 0.906 S/m; εr = 41.776; ρ = 1000 kg/m^3
Phantom section: Flat Section

DASY5 Configuration:

- Probe: EX3DV4 - SN7520; ConvF(9.71, 9.71, 9.71) @ 836.5 MHz;
- Sensor-Surface: 4mm (Mechanical Surface Detection)
- Electronics: DAE4 Sn1561; Calibrated: 2019/09/13
- Phantom: SAM-Twin V8.0 P1aP2a; Type: QD 000 P41 AA ; Serial: 1962
- Measurement SW: DASY52, Version 52.10 (2);

Body Back/LTE Band 5 50%RB Mid/Area Scan (71x111x1): Interpolated grid: dx=1.500 mm, dy=1.500 mm
Maximum value of SAR (interpolated) = 0.620 W/kg

Body Back/LTE Band 5 50%RB Mid/Zoom Scan (5x5x5)/Cube 0: Measurement grid: dx=8mm, dy=8mm, dz=8mm
Reference Value = 26.08 V/m; Power Drift = -0.05 dB
Peak SAR (extrapolated) = 0.782 W/kg
SAR(1 g) = 0.593 W/kg; SAR(10 g) = 0.425 W/kg
Maximum value of SAR (measured) = 0.621 W/kg

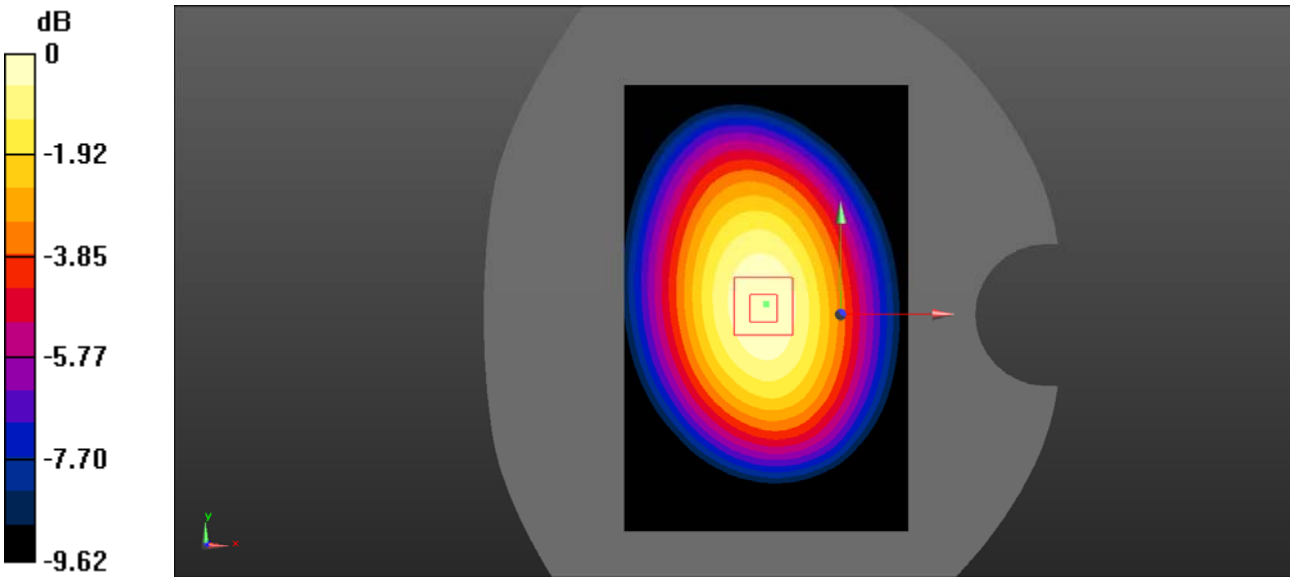

0 dB = 0.621 W/kg = -2.07 dBW/kg

Test Plot 57: LTE Band 7_Face Up 1RB_Low

DUT: PoC Radio; Type: PNC380; Serial: RDG200109003-SA-S2

Communication System: UID 0, Generic FDD-LTE (0); Frequency: 2510 MHz;Duty Cycle: 1:1
Medium parameters used (interpolated): f = 2510 MHz; σ = 1.905 S/m; εr = 39.538; ρ = 1000 kg/m^3
Phantom section: Flat Section

DASY5 Configuration:

- Probe: EX3DV4 - SN7520; ConvF(7.37, 7.37, 7.37) @ 2510 MHz;
- Sensor-Surface: 4mm (Mechanical Surface Detection)
- Electronics: DAE4 Sn1561; Calibrated: 2019/09/13
- Phantom: SAM-Twin V8.0 P1aP2a; Type: QD 000 P41 AA ; Serial: 1962
- Measurement SW: DASY52, Version 52.10 (2);

Face Up/LTE Band 7 1RB Low/Area Scan (101x151x1): Interpolated grid: dx=1.000 mm, dy=1.000 mm
Maximum value of SAR (interpolated) = 0.169 W/kg

Face Up/LTE Band 7 1RB Low/Zoom Scan (7x7x7)/Cube 0: Measurement grid: dx=5mm, dy=5mm, dz=5mm
Reference Value = 6.683 V/m; Power Drift = 0.09 dB
Peak SAR (extrapolated) = 0.276 W/kg
SAR(1 g) = 0.159 W/kg; SAR(10 g) = 0.098 W/kg
Maximum value of SAR (measured) = 0.170 W/kg

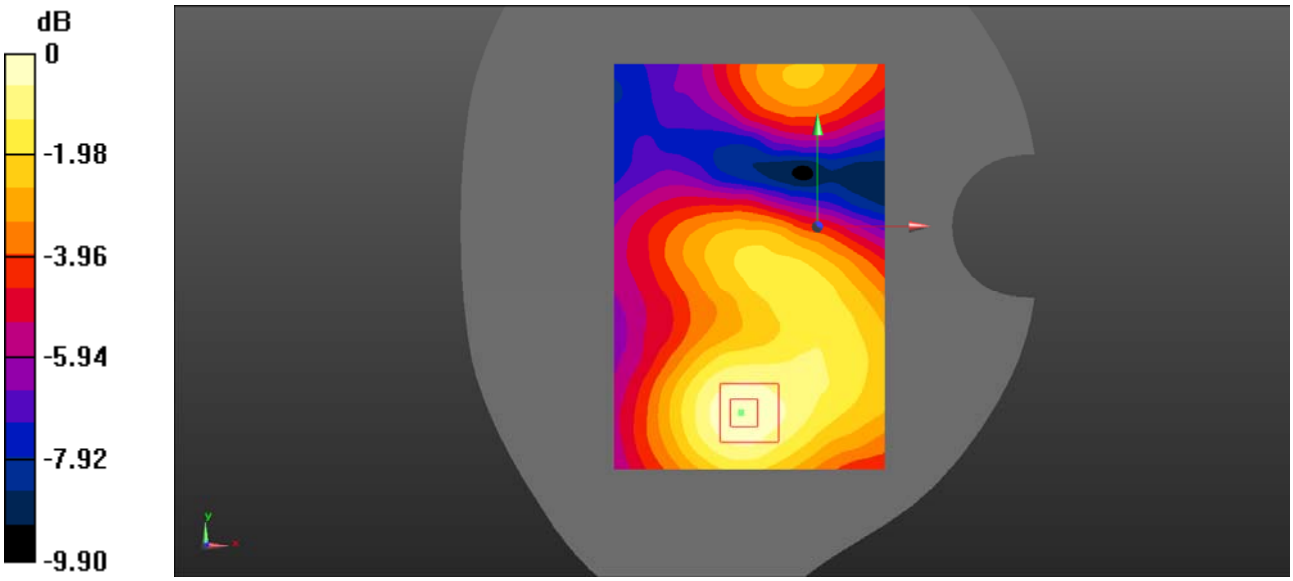

0 dB = 0.170 W/kg = -7.70 dBW/kg

Test Plot 58: LTE Band 7_Face Up 1RB_Mid

DUT: PoC Radio; Type: PNC380; Serial: RDG200109003-SA-S2

Communication System: UID 0, Generic FDD-LTE (0); Frequency: 2535 MHz;Duty Cycle: 1:1
Medium parameters used (interpolated): f = 2535 MHz; σ = 1.914 S/m; εr = 39.38; ρ = 1000 kg/m^3
Phantom section: Flat Section

DASY5 Configuration:

- Probe: EX3DV4 - SN7520; ConvF(7.37, 7.37, 7.37) @ 2535 MHz;
- Sensor-Surface: 4mm (Mechanical Surface Detection)
- Electronics: DAE4 Sn1561; Calibrated: 2019/09/13
- Phantom: SAM-Twin V8.0 P1aP2a; Type: QD 000 P41 AA ; Serial: 1962
- Measurement SW: DASY52, Version 52.10 (2);

Face Up/LTE Band 7 1RB Mid/Area Scan (101x121x1): Interpolated grid: dx=1.000 mm, dy=1.000 mm
Maximum value of SAR (interpolated) = 0.241 W/kg

Face Up/LTE Band 7 1RB Mid/Zoom Scan (7x7x7)/Cube 0: Measurement grid: dx=5mm, dy=5mm, dz=5mm
Reference Value = 11.23 V/m; Power Drift = -0.17 dB
Peak SAR (extrapolated) = 0.409 W/kg
SAR(1 g) = 0.230 W/kg; SAR(10 g) = 0.132 W/kg
Maximum value of SAR (measured) = 0.248 W/kg

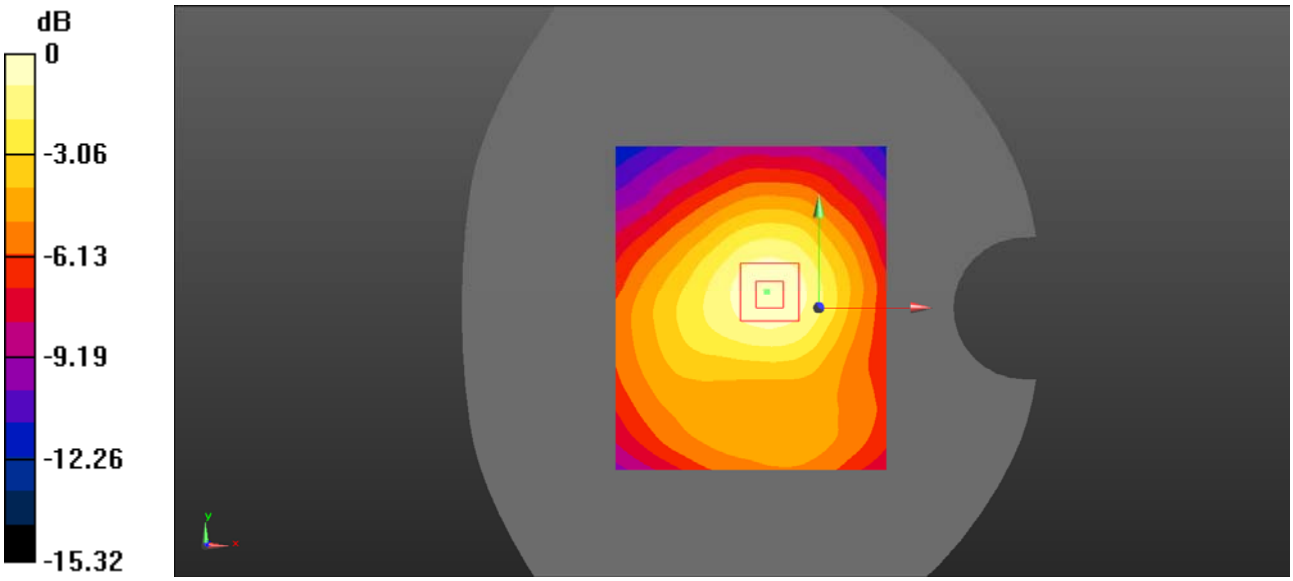

0 dB = 0.248 W/kg = -6.06 dBW/kg

Test Plot 59: LTE Band 7_Face Up 1RB_High

DUT: PoC Radio; Type: PNC380; Serial: RDG200109003-SA-S2

Communication System: UID 0, Generic FDD-LTE (0); Frequency: 2560 MHz;Duty Cycle: 1:1
Medium parameters used (interpolated): f = 2560 MHz; σ = 1.928 S/m; εr = 39.47; ρ = 1000 kg/m^3
Phantom section: Flat Section

DASY5 Configuration:

- Probe: EX3DV4 - SN7520; ConvF(7.37, 7.37, 7.37) @ 2560 MHz;
- Sensor-Surface: 4mm (Mechanical Surface Detection)
- Electronics: DAE4 Sn1561; Calibrated: 2019/09/13
- Phantom: SAM-Twin V8.0 P1aP2a; Type: QD 000 P41 AA ; Serial: 1962
- Measurement SW: DASY52, Version 52.10 (2);

Face Up/LTE Band 7 1RB High/Area Scan (101x141x1): Interpolated grid: dx=1.000 mm, dy=1.000 mm
Maximum value of SAR (interpolated) = 0.217 W/kg

Face Up/LTE Band 7 1RB High/Zoom Scan (7x7x7)/Cube 0: Measurement grid: dx=5mm, dy=5mm, dz=5mm
Reference Value = 7.475 V/m; Power Drift = 0.07 dB
Peak SAR (extrapolated) = 0.371 W/kg
SAR(1 g) = 0.207 W/kg; SAR(10 g) = 0.125 W/kg
Maximum value of SAR (measured) = 0.217 W/kg

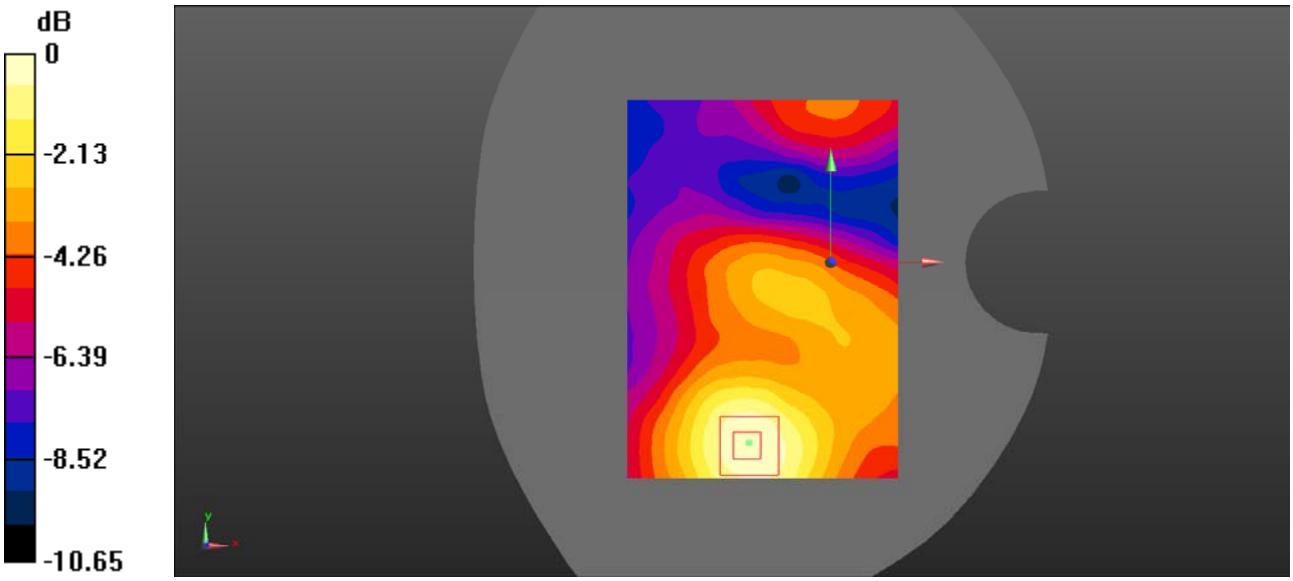

0 dB = 0.217 W/kg = -6.64 dBW/kg

Test Plot 60: LTE Band 7_Face Up 50%RB_Mid

DUT: PoC Radio; Type: PNC380; Serial: RDG200109003-SA-S2

Communication System: UID 0, Generic FDD-LTE (0); Frequency: 2535 MHz;Duty Cycle: 1:1
Medium parameters used (interpolated): f = 2535 MHz; σ = 1.914 S/m; εr = 39.38; ρ = 1000 kg/m^3
Phantom section: Flat Section

DASY5 Configuration:

- Probe: EX3DV4 - SN7520; ConvF(7.37, 7.37, 7.37) @ 2535 MHz;
- Sensor-Surface: 4mm (Mechanical Surface Detection)
- Electronics: DAE4 Sn1561; Calibrated: 2019/09/13
- Phantom: SAM-Twin V8.0 P1aP2a; Type: QD 000 P41 AA ; Serial: 1962
- Measurement SW: DASY52, Version 52.10 (2);

Face Up/LTE Band 7 50%RB Mid/Area Scan (101x121x1): Interpolated grid: dx=1.000 mm, dy=1.000 mm
Maximum value of SAR (interpolated) = 0.192 W/kg

Face Up/LTE Band 7 50%RB Mid/Zoom Scan (7x7x7)/Cube 0: Measurement grid: dx=5mm, dy=5mm, dz=5mm
Reference Value = 9.662 V/m; Power Drift = -0.04 dB
Peak SAR (extrapolated) = 0.316 W/kg
SAR(1 g) = 0.180 W/kg; SAR(10 g) = 0.104 W/kg
Maximum value of SAR (measured) = 0.194 W/kg

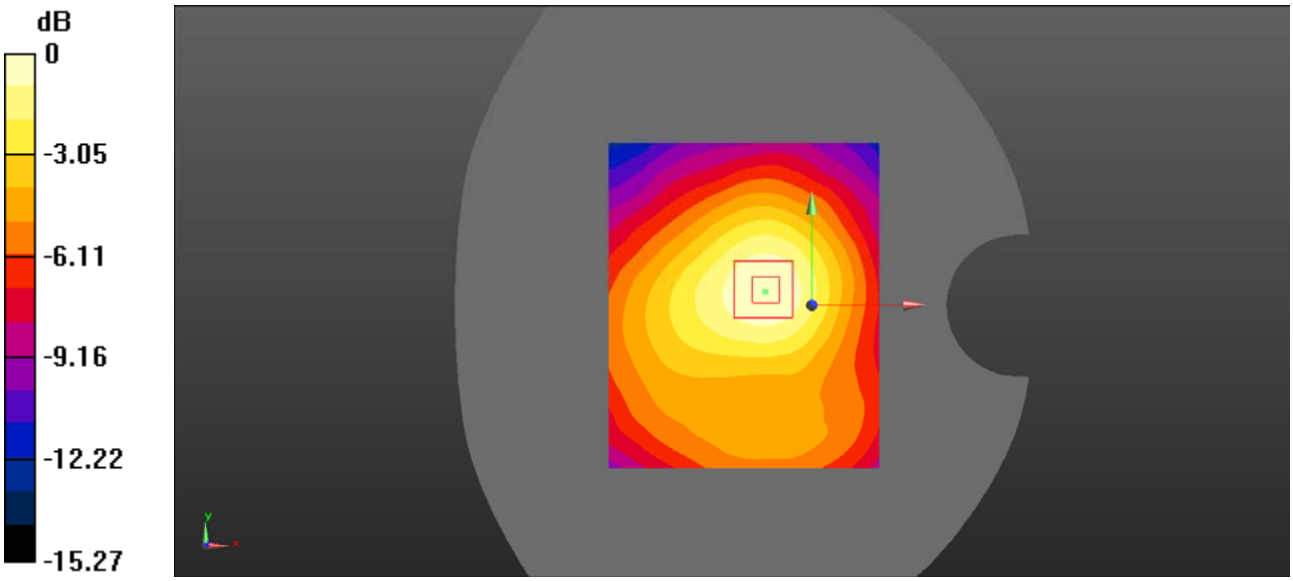

0 dB = 0.194 W/kg = -7.12 dBW/kg

Test Plot 61: LTE Band 7_Body Back 1RB_Low

DUT: PoC Radio; Type: PNC380; Serial: RDG200109003-SA-S2

Communication System: UID 0, Generic FDD-LTE (0); Frequency: 2510 MHz;Duty Cycle: 1:1
Medium parameters used (interpolated): f = 2510 MHz; σ =; ρ = 1000 kg/m^3
Phantom section: Flat Section

DASY5 Configuration:

- Probe: EX3DV4 - SN7520; ConvF(7.37, 7.37, 7.37) @ 2510 MHz;
- Sensor-Surface: 4mm (Mechanical Surface Detection)
- Electronics: DAE4 Sn1561; Calibrated: 2019/09/13
- Phantom: SAM-Twin V8.0 P1aP2a; Type: QD 000 P41 AA ; Serial: 1962
- Measurement SW: DASY52, Version 52.10 (2);

Body Back/LTE Band 7 1RB Low/Area Scan (101x121x1): Interpolated grid: dx=1.000 mm, dy=1.000 mm
Maximum value of SAR (interpolated) = 0.387 W/kg

Body Back/LTE Band 7 1RB Low/Zoom Scan (7x7x7)/Cube 0: Measurement grid: dx=5mm, dy=5mm, dz=5mm
Reference Value = 11.14 V/m; Power Drift = -0.03 dB
Peak SAR (extrapolated) = 0.639 W/kg
SAR(1 g) = 0.361 W/kg; SAR(10 g) = 0.205 W/kg
Maximum value of SAR (measured) = 0.387 W/kg

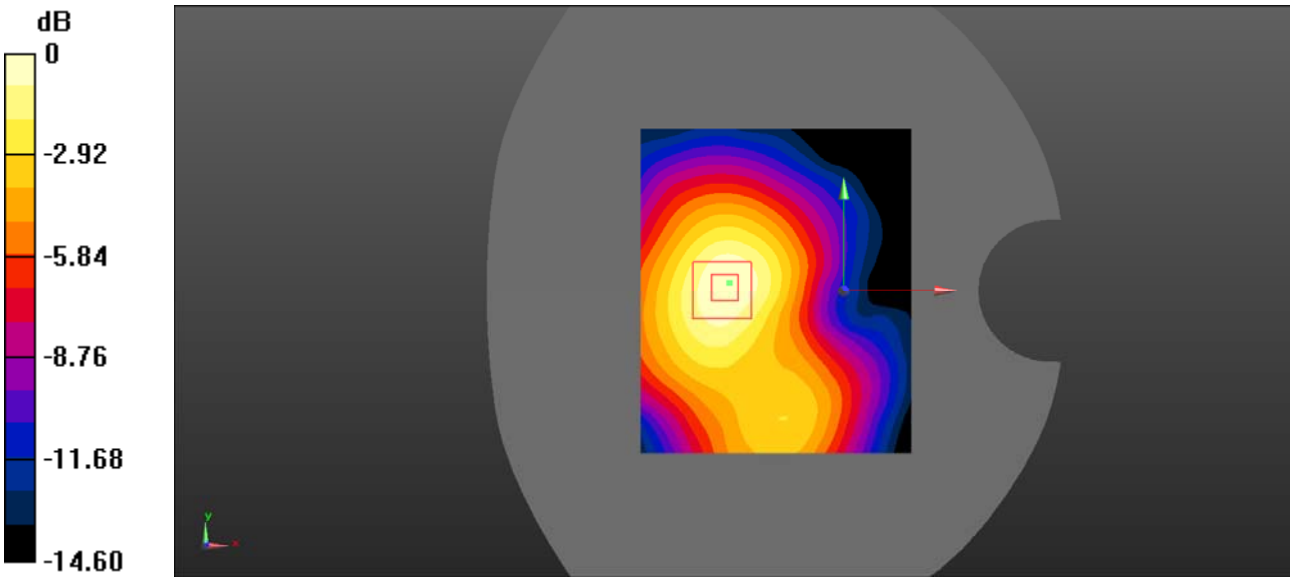

0 dB = 0.387 W/kg = -4.12 dBW/kg

Test Plot 62: LTE Band 7_Body Back 1RB_Mid

DUT: PoC Radio; Type: PNC380; Serial: RDG200109003-SA-S2

Communication System: UID 0, Generic FDD-LTE (0); Frequency: 2535 MHz;Duty Cycle: 1:1
Medium parameters used (interpolated): f = 2535 MHz; σ = 1.914 S/m; εr = 39.38; ρ = 1000 kg/m^3
Phantom section: Flat Section

DASY5 Configuration:

- Probe: EX3DV4 - SN7520; ConvF(7.37, 7.37, 7.37) @ 2535 MHz;
- Sensor-Surface: 4mm (Mechanical Surface Detection)
- Electronics: DAE4 Sn1561; Calibrated: 2019/09/13
- Phantom: SAM-Twin V8.0 P1aP2a; Type: QD 000 P41 AA ; Serial: 1962
- Measurement SW: DASY52, Version 52.10 (2);

Body Back/LTE Band 7 1RB Mid/Area Scan (101x121x1): Interpolated grid: dx=1.000 mm, dy=1.000 mm
Maximum value of SAR (interpolated) = 0.407 W/kg

Body Back/LTE Band 7 1RB Mid/Zoom Scan (7x7x7)/Cube 0: Measurement grid: dx=5mm, dy=5mm, dz=5mm
Reference Value = 10.44 V/m; Power Drift = 0.17 dB
Peak SAR (extrapolated) = 0.681 W/kg
SAR(1 g) = 0.379 W/kg; SAR(10 g) = 0.211 W/kg
Maximum value of SAR (measured) = 0.415 W/kg

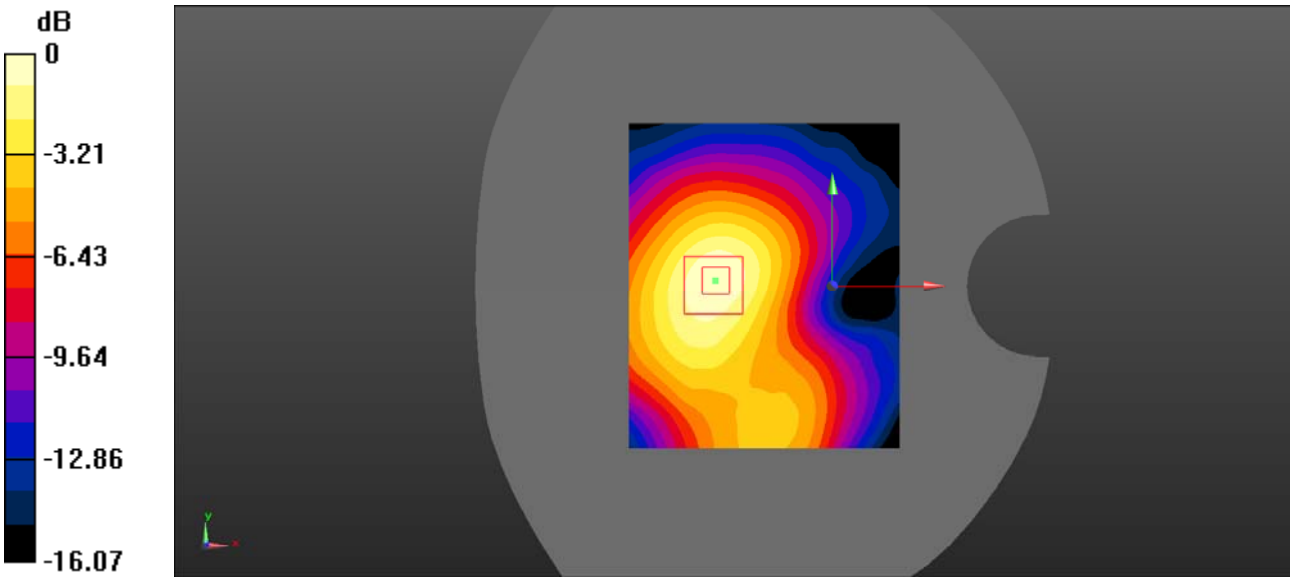

0 dB = 0.415 W/kg = -3.82 dBW/kg

Test Plot 63: LTE Band 7_Body Back 1RB_High

DUT: PoC Radio; Type: PNC380; Serial: RDG200109003-SA-S2

Communication System: UID 0, Generic FDD-LTE (0); Frequency: 2560 MHz;Duty Cycle: 1:1
Medium parameters used (interpolated): f = 2560 MHz; σ = 1.928 S/m; εr = 39.47; ρ = 1000 kg/m^3
Phantom section: Flat Section

DASY5 Configuration:

- Probe: EX3DV4 - SN7520; ConvF(7.37, 7.37, 7.37) @ 2560 MHz;
- Sensor-Surface: 4mm (Mechanical Surface Detection)
- Electronics: DAE4 Sn1561; Calibrated: 2019/09/13
- Phantom: SAM-Twin V8.0 P1aP2a; Type: QD 000 P41 AA ; Serial: 1962
- Measurement SW: DASY52, Version 52.10 (2);

Body Back/LTE Band 7 1RB High/Area Scan (101x121x1): Interpolated grid: dx=1.000 mm, dy=1.000 mm
Maximum value of SAR (interpolated) = 0.477 W/kg

Body Back/LTE Band 7 1RB High/Zoom Scan (7x7x7)/Cube 0: Measurement grid: dx=5mm, dy=5mm, dz=5mm
Reference Value = 12.71 V/m; Power Drift = 0.18 dB
Peak SAR (extrapolated) = 0.799 W/kg
SAR(1 g) = 0.446 W/kg; SAR(10 g) = 0.253 W/kg
Maximum value of SAR (measured) = 0.478 W/kg

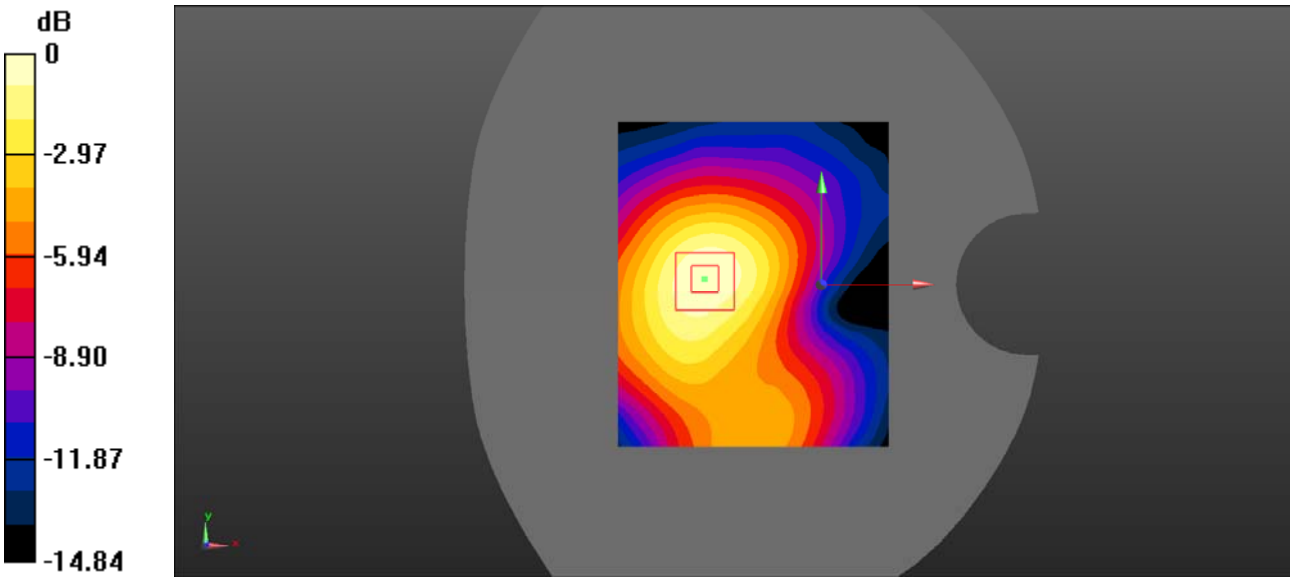

0 dB = 0.478 W/kg = -3.21 dBW/kg

Test Plot 64: LTE Band 7_Body Back 50%RB_Mid

DUT: PoC Radio; Type: PNC380; Serial: RDG200109003-SA-S2

Communication System: UID 0, Generic FDD-LTE (0); Frequency: 2535 MHz;Duty Cycle: 1:1
Medium parameters used (interpolated): f = 2535 MHz; σ = 1.914 S/m; εr = 39.38; ρ = 1000 kg/m^3
Phantom section: Flat Section

DASY5 Configuration:

- Probe: EX3DV4 - SN7520; ConvF(7.37, 7.37, 7.37) @ 2535 MHz;
- Sensor-Surface: 4mm (Mechanical Surface Detection)
- Electronics: DAE4 Sn1561; Calibrated: 2019/09/13
- Phantom: SAM-Twin V8.0 P1aP2a; Type: QD 000 P41 AA ; Serial: 1962
- Measurement SW: DASY52, Version 52.10 (2);

Body Back/LTE Band 7 50%RB Mid/Area Scan (101x121x1): Interpolated grid: dx=1.000 mm, dy=1.000 mm
Maximum value of SAR (interpolated) = 0.326 W/kg

Body Back/LTE Band 7 50%RB Mid/Zoom Scan (7x7x7)/Cube 0: Measurement grid: dx=5mm, dy=5mm, dz=5mm
Reference Value = 9.945 V/m; Power Drift = 0.14 dB
Peak SAR (extrapolated) = 0.547 W/kg
SAR(1 g) = 0.306 W/kg; SAR(10 g) = 0.172 W/kg
Maximum value of SAR (measured) = 0.329 W/kg

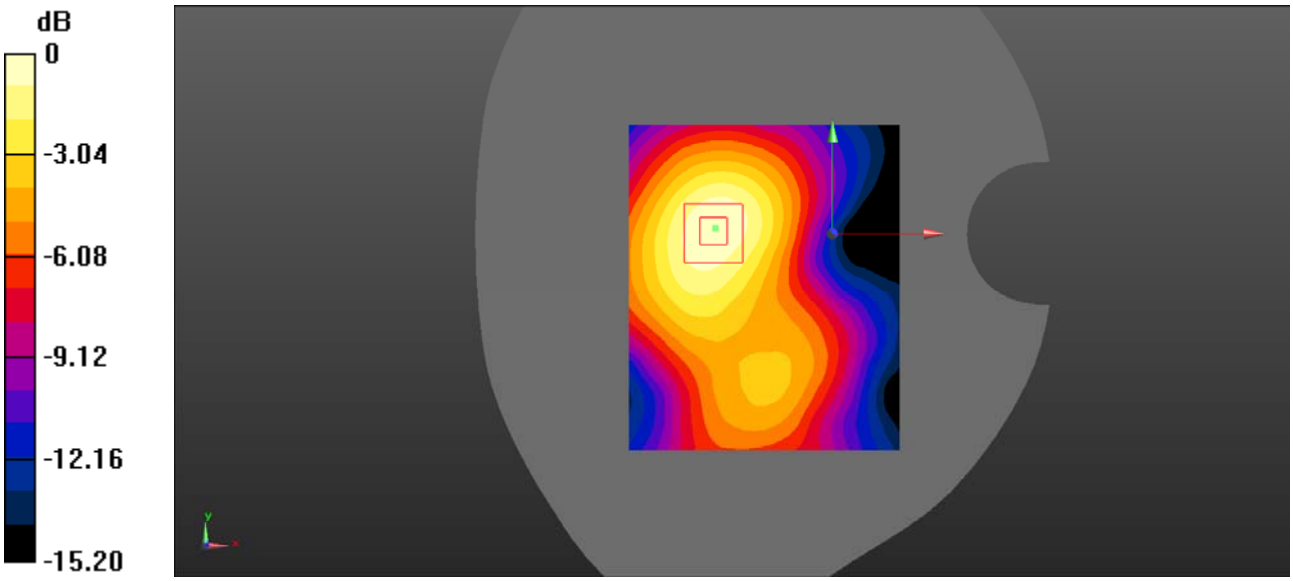

0 dB = 0.329 W/kg = -4.83 dBW/kg

Test Plot 65: LTE Band 12&17_Face Up 1RB_Low

DUT: PoC Radio; Type: PNC380; Serial: RDG200109003-SA-S2

Communication System: UID 0, Generic FDD-LTE (0); Frequency: 703 MHz;Duty Cycle: 1:1
Medium parameters used (interpolated): f = 704 MHz; σ = 0.885 S/m; εr = 43.157; ρ = 1000 kg/m^3
Phantom section: Flat Section

DASY5 Configuration:

- Probe: EX3DV4 - SN7520; ConvF(9.71, 9.71, 9.71) @ 703 MHz;
- Sensor-Surface: 4mm (Mechanical Surface Detection)
- Electronics: DAE4 Sn1561; Calibrated: 2019/09/13
- Phantom: SAM-Twin V8.0 P1aP2a; Type: QD 000 P41 AA ; Serial: 1962
- Measurement SW: DASY52, Version 52.10 (2);

Face Up/LTE Band 12 1RB Low/Area Scan (71x91x1): Interpolated grid: dx=1.500 mm, dy=1.500 mm
Maximum value of SAR (interpolated) = 0.212 W/kg

Face Up/LTE Band 12 1RB Low/Zoom Scan (5x5x5)/Cube 0: Measurement grid: dx=8mm, dy=8mm, dz=8mm
Reference Value = 14.72 V/m; Power Drift = -0.03 dB
Peak SAR (extrapolated) = 0.268 W/kg
SAR(1 g) = 0.210 W/kg; SAR(10 g) = 0.155 W/kg
Maximum value of SAR (measured) = 0.216 W/kg

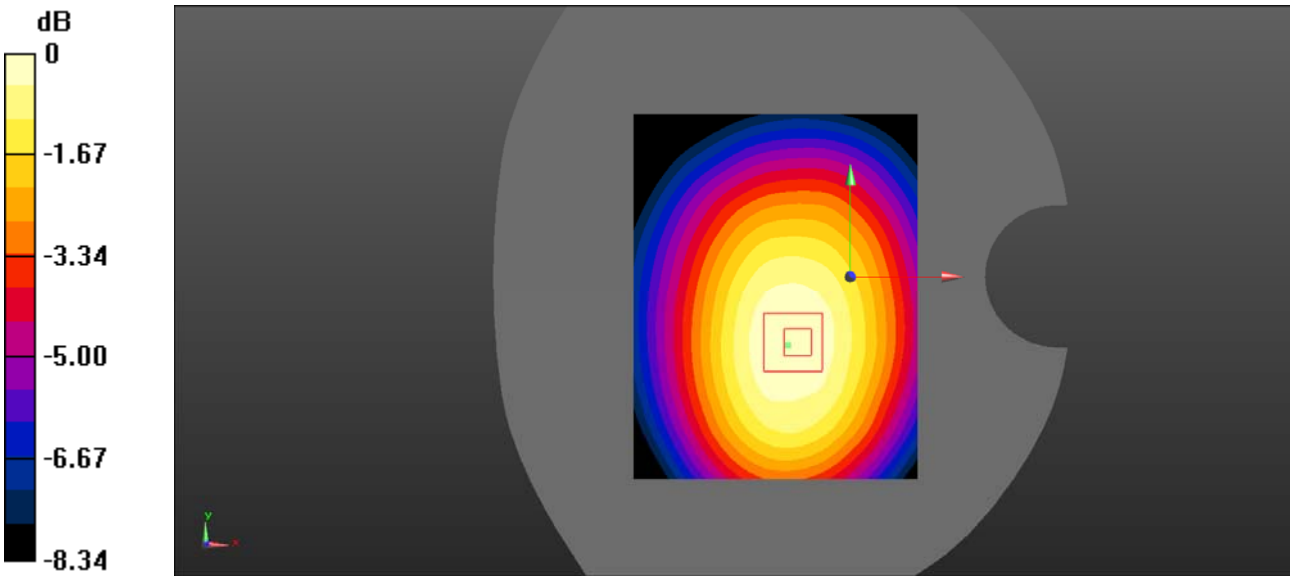

0 dB = 0.216 W/kg = -6.66 dBW/kg

Test Plot 66: LTE Band 12&17_Face Up 1RB_Mid

DUT: PoC Radio; Type: PNC380; Serial: RDG200109003-SA-S2

Communication System: UID 0, Generic FDD-LTE (0); Frequency: 707.5 MHz;Duty Cycle: 1:1
Medium parameters used (interpolated): f = 707.5 MHz; σ = 0.833 S/m; εr = 42.968; ρ = 1000 kg/m^3
Phantom section: Flat Section

DASY5 Configuration:

- Probe: EX3DV4 - SN7520; ConvF(9.71, 9.71, 9.71) @ 707.5 MHz;
- Sensor-Surface: 4mm (Mechanical Surface Detection)
- Electronics: DAE4 Sn1561; Calibrated: 2019/09/13
- Phantom: SAM-Twin V8.0 P1aP2a; Type: QD 000 P41 AA ; Serial: 1962
- Measurement SW: DASY52, Version 52.10 (2);

Face Up/LTE Band 12 1RB Mid/Area Scan (71x91x1): Interpolated grid: dx=1.500 mm, dy=1.500 mm
Maximum value of SAR (interpolated) = 0.267 W/kg

Face Up/LTE Band 12 1RB Mid/Zoom Scan (5x5x5)/Cube 0: Measurement grid: dx=8mm, dy=8mm, dz=8mm
Reference Value = 16.54 V/m; Power Drift = -0.12 dB
Peak SAR (extrapolated) = 0.333 W/kg
SAR(1 g) = 0.261 W/kg; SAR(10 g) = 0.192 W/kg
Maximum value of SAR (measured) = 0.267 W/kg

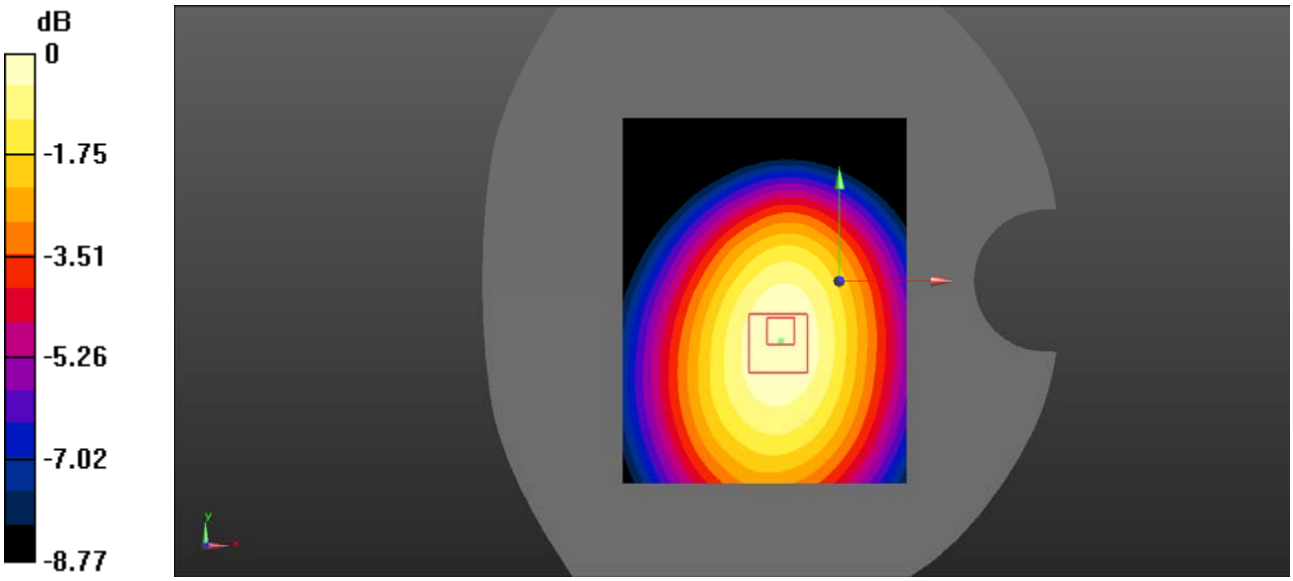

0 dB = 0.267 W/kg = -5.73 dBW/kg

Test Plot 67: LTE Band 12&17_Face Up 1RB_High

DUT: PoC Radio; Type: PNC380; Serial: RDG200109003-SA-S2

Communication System: UID 0, Generic FDD-LTE (0); Frequency: 711 MHz;Duty Cycle: 1:1
Medium parameters used (interpolated): f = 711 MHz; σ = 0.889 S/m; εr = 42.728; ρ = 1000 kg/m^3
Phantom section: Flat Section

DASY5 Configuration:

- Probe: EX3DV4 - SN7520; ConvF(9.71, 9.71, 9.71) @ 711 MHz;
- Sensor-Surface: 4mm (Mechanical Surface Detection)
- Electronics: DAE4 Sn1561; Calibrated: 2019/09/13
- Phantom: SAM-Twin V8.0 P1aP2a; Type: QD 000 P41 AA ; Serial: 1962
- Measurement SW: DASY52, Version 52.10 (2);

Face Up/LTE Band 12 1RB High/Area Scan (71x91x1): Interpolated grid: dx=1.500 mm, dy=1.500 mm
Maximum value of SAR (interpolated) = 0.242 W/kg

Face Up/LTE Band 12 1RB High/Zoom Scan (5x5x5)/Cube 0: Measurement grid: dx=8mm, dy=8mm, dz=8mm
Reference Value = 15.08 V/m; Power Drift = 0.13 dB
Peak SAR (extrapolated) = 0.302 W/kg
SAR(1 g) = 0.237 W/kg; SAR(10 g) = 0.174 W/kg
Maximum value of SAR (measured) = 0.245 W/kg

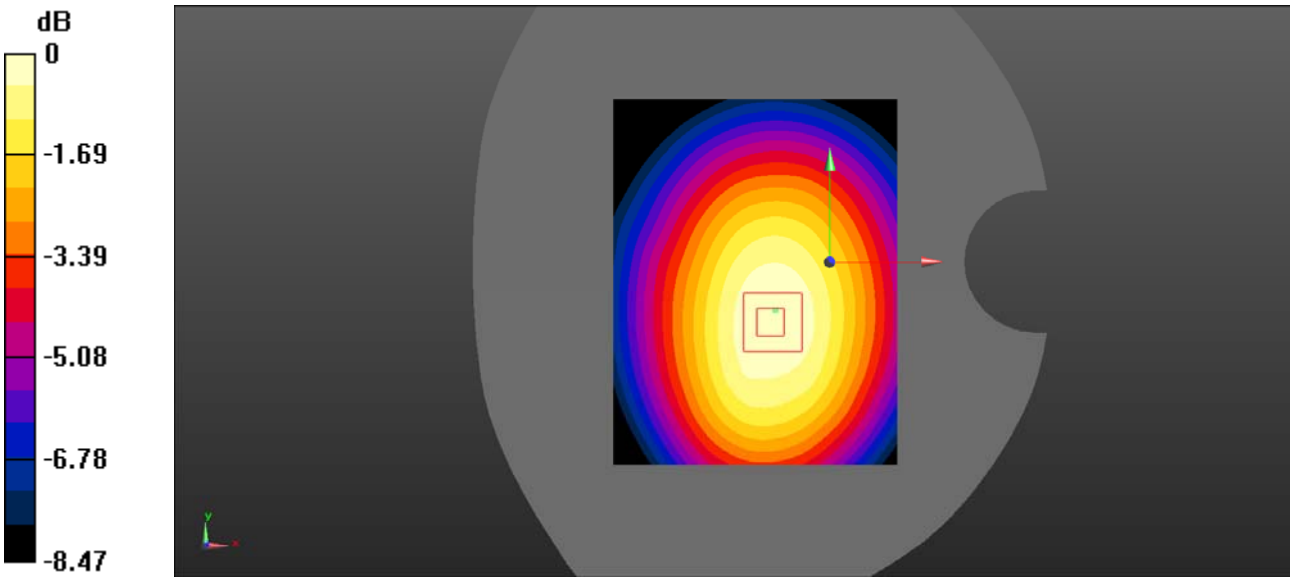

0 dB = 0.245 W/kg = -6.11 dBW/kg

Test Plot 68: LTE Band 12&17_Face Up 50%RB_Mid

DUT: PoC Radio; Type: PNC380; Serial: RDG200109003-SA-S2

Communication System: UID 0, Generic FDD-LTE (0); Frequency: 707.5 MHz;Duty Cycle: 1:1
Medium parameters used (interpolated): f = 707.5 MHz; σ = 0.833 S/m; εr = 42.968; ρ = 1000 kg/m^3
Phantom section: Flat Section

DASY5 Configuration:

- Probe: EX3DV4 - SN7520; ConvF(9.71, 9.71, 9.71) @ 707.5 MHz;
- Sensor-Surface: 4mm (Mechanical Surface Detection)
- Electronics: DAE4 Sn1561; Calibrated: 2019/09/13
- Phantom: SAM-Twin V8.0 P1aP2a; Type: QD 000 P41 AA ; Serial: 1962
- Measurement SW: DASY52, Version 52.10 (2);

Face Up/LTE Band 12 50%RB Mid/Area Scan (71x91x1): Interpolated grid: dx=1.500 mm, dy=1.500 mm
Maximum value of SAR (interpolated) = 0.222 W/kg

Face Up/LTE Band 12 50%RB Mid/Zoom Scan (5x5x5)/Cube 0: Measurement grid: dx=8mm, dy=8mm, dz=8mm
Reference Value = 14.69 V/m; Power Drift = 0.06 dB
Peak SAR (extrapolated) = 0.274 W/kg
SAR(1 g) = 0.217 W/kg; SAR(10 g) = 0.160 W/kg
Maximum value of SAR (measured) = 0.223 W/kg

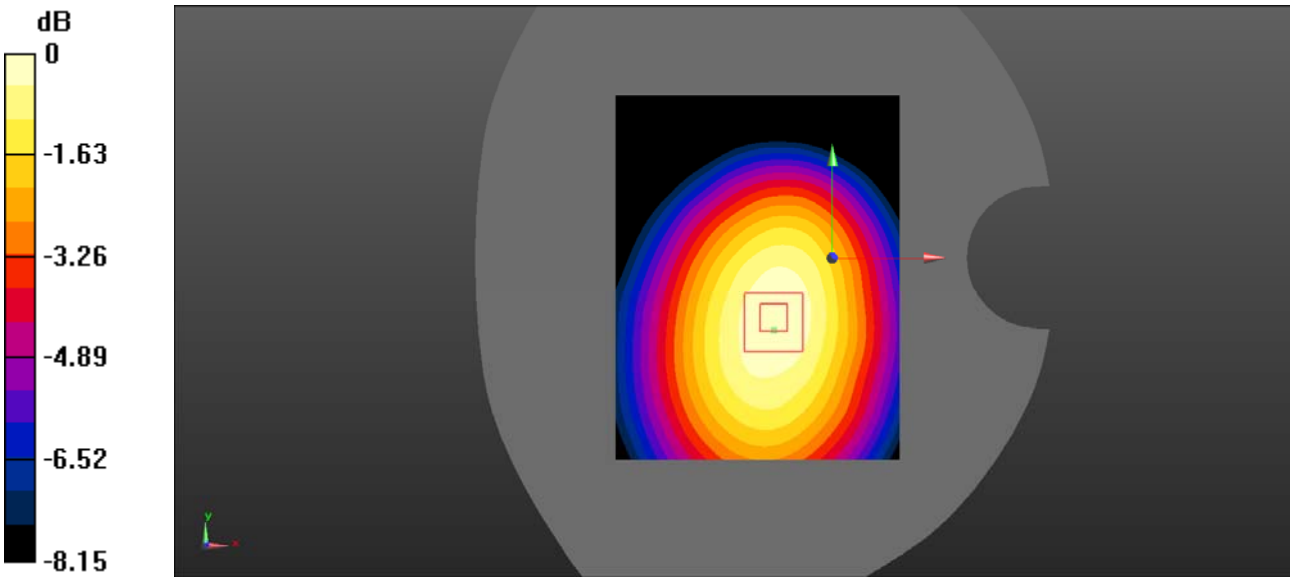

0 dB = 0.223 W/kg = -6.52 dBW/kg

Test Plot 69: LTE Band 12&17_Body Back 1RB_Low

DUT: PoC Radio; Type: PNC380; Serial: RDG200109003-SA-S2

Communication System: UID 0, Generic FDD-LTE (0); Frequency: 703 MHz;Duty Cycle: 1:1
Medium parameters used (interpolated): f = 704 MHz; σ = 0.885 S/m; εr = 43.157; ρ = 1000 kg/m^3
Phantom section: Flat Section

DASY5 Configuration:

- Probe: EX3DV4 - SN7520; ConvF(9.87, 9.87, 9.87) @ 703 MHz;
- Sensor-Surface: 4mm (Mechanical Surface Detection)
- Electronics: DAE4 Sn1561; Calibrated: 2019/09/13
- Phantom: SAM-Twin V8.0 P1aP2a; Type: QD 000 P41 AA ; Serial: 1962
- Measurement SW: DASY52, Version 52.10 (2);

Body Back/LTE Band 12 1RB Low/Area Scan (71x91x1): Interpolated grid: dx=1.500 mm, dy=1.500 mm
Maximum value of SAR (interpolated) = 0.483 W/kg

Body Back/LTE Band 12 1RB Low/Zoom Scan (5x5x5)/Cube 0: Measurement grid: dx=8mm, dy=8mm, dz=8mm
Reference Value = 19.62 V/m; Power Drift = -0.15 dB
Peak SAR (extrapolated) = 0.598 W/kg
SAR(1 g) = 0.468 W/kg; SAR(10 g) = 0.339 W/kg
Maximum value of SAR (measured) = 0.482 W/kg

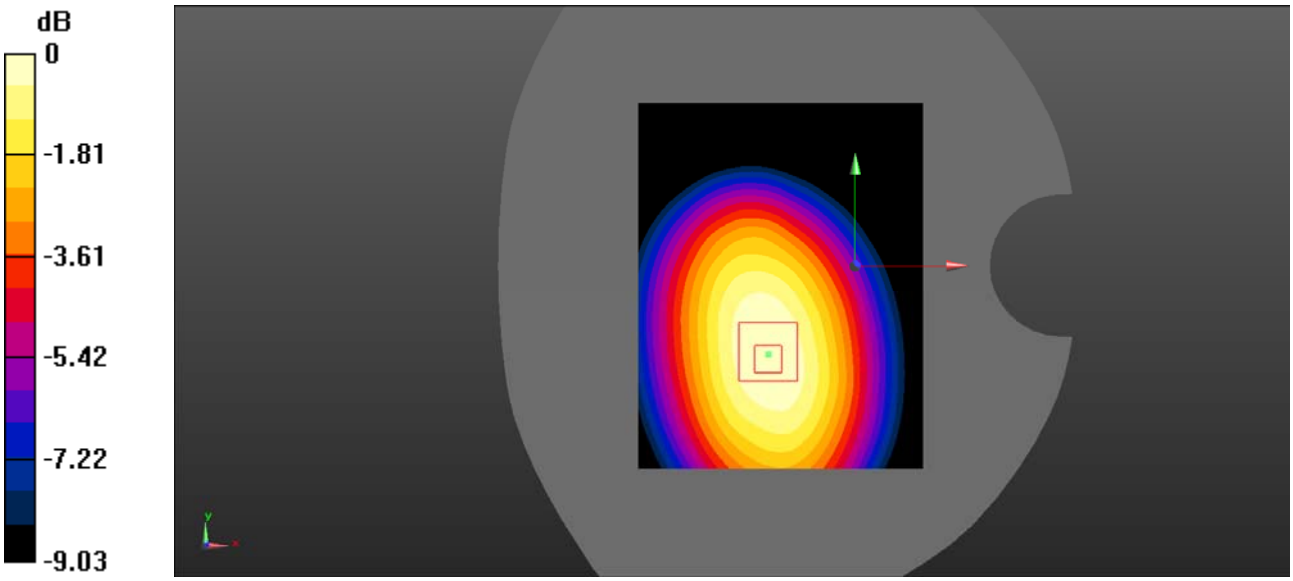

0 dB = 0.482 W/kg = -3.17 dBW/kg

Test Plot 70: LTE Band 12&17_Body Back 1RB_Mid

DUT: PoC Radio; Type: PNC380; Serial: RDG200109003-SA-S2

Communication System: UID 0, Generic FDD-LTE (0); Frequency: 707.5 MHz; Duty Cycle: 1:1
Medium parameters used (interpolated): f = 707.5 MHz; σ = 0.833 S/m; εr = 42.968; ρ = 1000 kg/m^3
Phantom section: Flat Section

DASY5 Configuration:

- Probe: EX3DV4 - SN7520; ConvF(9.87, 9.87, 9.87) @ 707.5 MHz;
- Sensor-Surface: 4mm (Mechanical Surface Detection)
- Electronics: DAE4 Sn1561; Calibrated: 2019/09/13
- Phantom: SAM-Twin V8.0 P1aP2a; Type: QD 000 P41 AA ; Serial: 1962
- Measurement SW: DASY52, Version 52.10 (2);

Body Back/LTE Band 12 1RB Mid/Area Scan (71x91x1): Interpolated grid: dx=1.500 mm, dy=1.500 mm
Maximum value of SAR (interpolated) = 0.504 W/kg

Body Back/LTE Band 12 1RB Mid/Zoom Scan (5x5x5)/Cube 0: Measurement grid: dx=8mm, dy=8mm, dz=8mm
Reference Value = 21.14 V/m; Power Drift = -0.15 dB
Peak SAR (extrapolated) = 0.644 W/kg
SAR(1 g) = 0.493 W/kg; SAR(10 g) = 0.353 W/kg
Maximum value of SAR (measured) = 0.514 W/kg

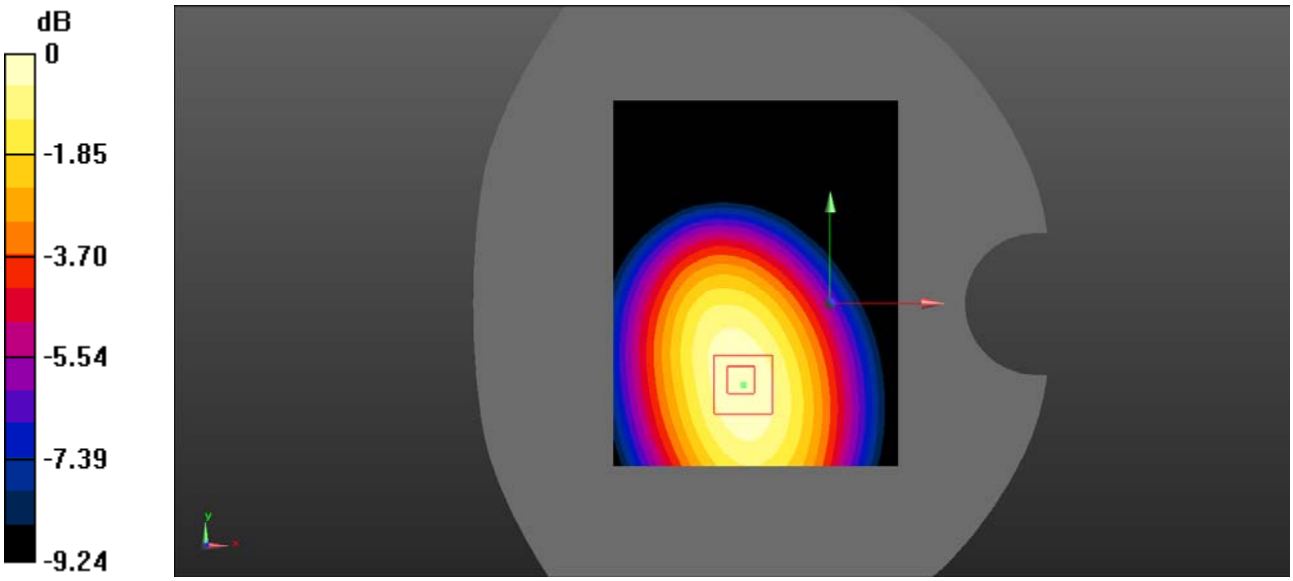

0 dB = 0.514 W/kg = -2.89 dBW/kg

Test Plot 71: LTE Band 12&17_Body Back 1RB_High

DUT: PoC Radio; Type: PNC380; Serial: RDG200109003-SA-S2

Communication System: UID 0, Generic FDD-LTE (0); Frequency: 711 MHz;Duty Cycle: 1:1
Medium parameters used (interpolated): f = 711 MHz; σ = 0.889 S/m; εr = 42.728; ρ = 1000 kg/m^3
Phantom section: Flat Section

DASY5 Configuration:

- Probe: EX3DV4 - SN7520; ConvF(9.87, 9.87, 9.87) @ 711 MHz;
- Sensor-Surface: 4mm (Mechanical Surface Detection)
- Electronics: DAE4 Sn1561; Calibrated: 2019/09/13
- Phantom: SAM-Twin V8.0 P1aP2a; Type: QD 000 P41 AA ; Serial: 1962
- Measurement SW: DASY52, Version 52.10 (2);

Body Back/LTE Band 12 1RB High/Area Scan (71x91x1): Interpolated grid: dx=1.500 mm, dy=1.500 mm
Maximum value of SAR (interpolated) = 0.558 W/kg

Body Back/LTE Band 12 1RB High/Zoom Scan (5x5x5)/Cube 0: Measurement grid: dx=8mm, dy=8mm, dz=8mm
Reference Value = 20.36 V/m; Power Drift = -0.11 dB
Peak SAR (extrapolated) = 0.705 W/kg
SAR(1 g) = 0.543 W/kg; SAR(10 g) = 0.386 W/kg
Maximum value of SAR (measured) = 0.562 W/kg

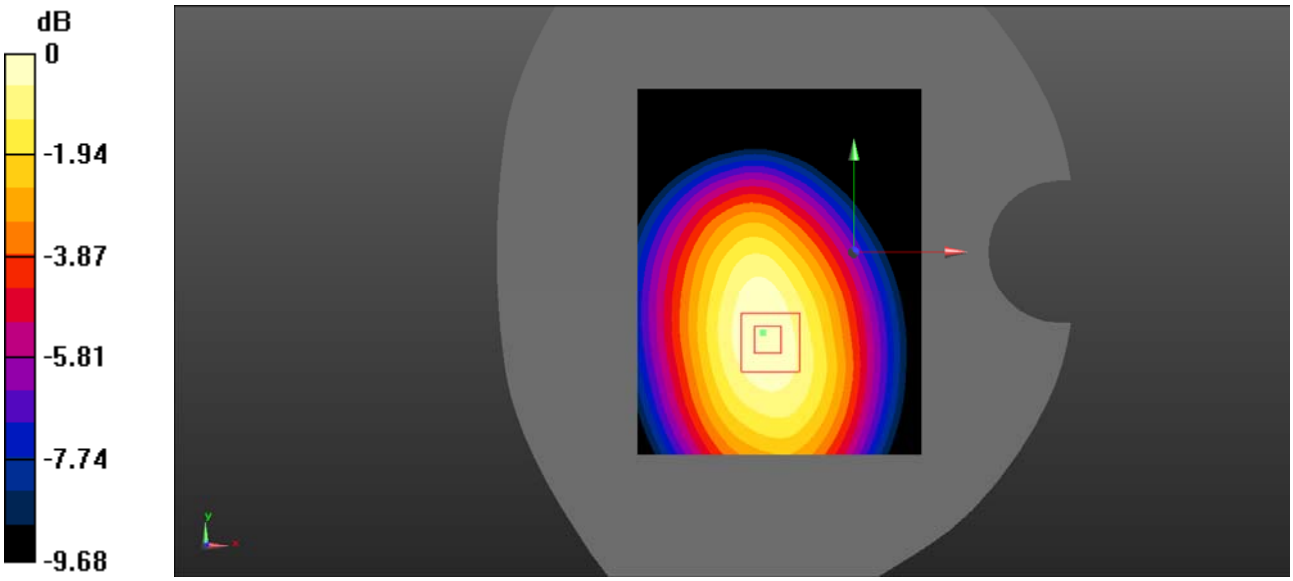

0 dB = 0.562 W/kg = -2.50 dBW/kg

Test Plot 72: LTE Band 12&17_Body Back 50%RB_Mid

DUT: PoC Radio; Type: PNC380; Serial: RDG200109003-SA-S2

Communication System: UID 0, Generic FDD-LTE (0); Frequency: 707.5 MHz;Duty Cycle: 1:1
Medium parameters used (interpolated): f = 707.5 MHz; σ = 0.833 S/m; εr = 42.968; ρ = 1000 kg/m^3
Phantom section: Flat Section

DASY5 Configuration:

- Probe: EX3DV4 - SN7520; ConvF(9.71, 9.71, 9.71) @ 707.5 MHz;
- Sensor-Surface: 4mm (Mechanical Surface Detection)
- Electronics: DAE4 Sn1561; Calibrated: 2019/09/13
- Phantom: SAM-Twin V8.0 P1aP2a; Type: QD 000 P41 AA ; Serial: 1962
- Measurement SW: DASY52, Version 52.10 (2);

Body Back/LTE Band 12 50%RB Mid/Area Scan (71x91x1): Interpolated grid: dx=1.500 mm, dy=1.500 mm
Maximum value of SAR (interpolated) = 0.406 W/kg

Body Back/LTE Band 12 50%RB Mid/Zoom Scan (5x5x5)/Cube 0: Measurement grid: dx=8mm, dy=8mm, dz=8mm
Reference Value = 17.59 V/m; Power Drift = 0.02 dB
Peak SAR (extrapolated) = 0.509 W/kg
SAR(1 g) = 0.396 W/kg; SAR(10 g) = 0.286 W/kg
Maximum value of SAR (measured) = 0.408 W/kg

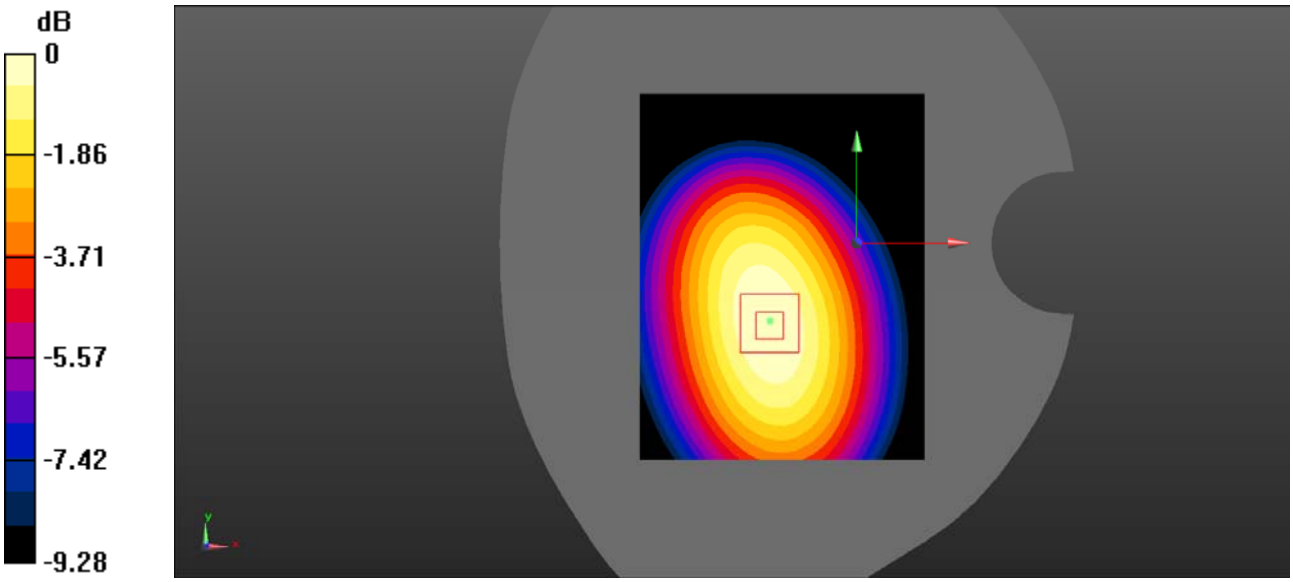

0 dB = 0.408 W/kg = -3.89 dBW/kg

Test Plot 73: LTE Band 13_Face Up 1RB_Mid

DUT: PoC Radio; Type: PNC380; Serial: RDG200109003-SA-S2

Communication System: UID 0, Generic FDD-LTE (0); Frequency: 782 MHz;Duty Cycle: 1:1
Medium parameters used (interpolated): f = 782 MHz; σ = 0.91 S/m; εr = 41.619; ρ = 1000 kg/m^3
Phantom section: Flat Section

DASY5 Configuration:

- Probe: EX3DV4 - SN7520; ConvF(9.87, 9.87, 9.87) @ 782 MHz;
- Sensor-Surface: 4mm (Mechanical Surface Detection)
- Electronics: DAE4 Sn1561; Calibrated: 2019/09/13
- Phantom: SAM-Twin V8.0 P1aP2a; Type: QD 000 P41 AA ; Serial: 1962
- Measurement SW: DASY52, Version 52.10 (2);

Face Up/LTE Band 13 1RB Mid/Area Scan (71x91x1): Interpolated grid: dx=1.500 mm, dy=1.500 mm
Maximum value of SAR (interpolated) = 0.375 W/kg

Face Up/LTE Band 13 1RB Mid/Zoom Scan (5x5x5)/Cube 0: Measurement grid: dx=8mm, dy=8mm, dz=8mm
Reference Value = 17.43 V/m; Power Drift = -0.03 dB
Peak SAR (extrapolated) = 0.458 W/kg
SAR(1 g) = 0.356 W/kg; SAR(10 g) = 0.262 W/kg
Maximum value of SAR (measured) = 0.369 W/kg

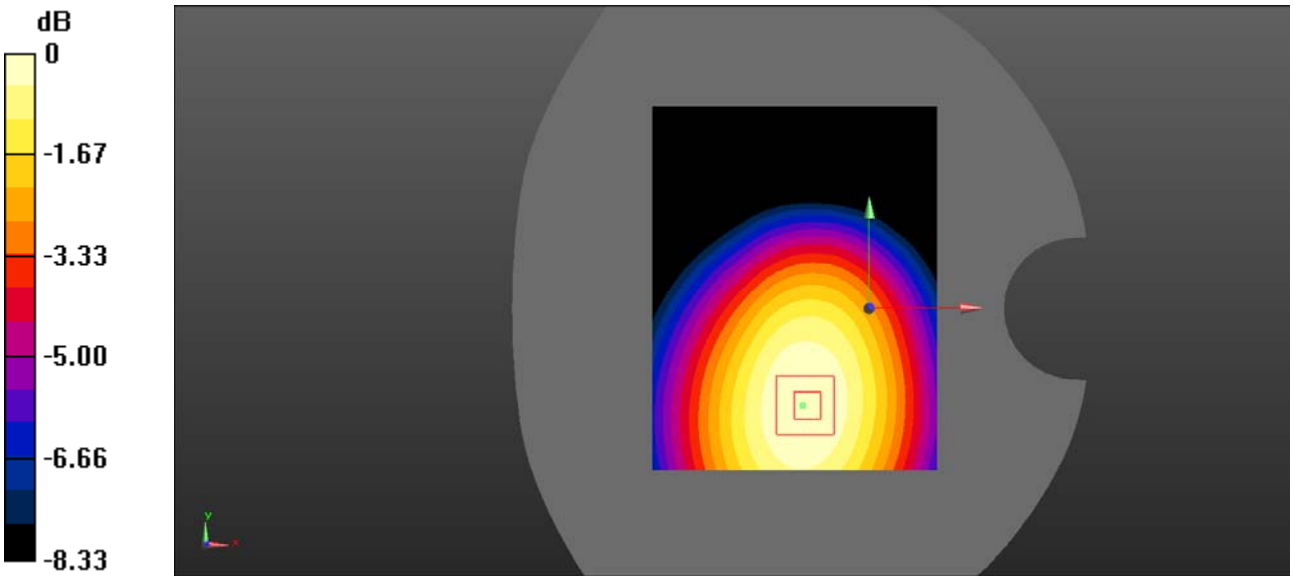

0 dB = 0.369 W/kg = -4.33 dBW/kg

Test Plot 74: LTE Band 13_Face Up 50%RB_Mid

DUT: PoC Radio; Type: PNC380; Serial: RDG200109003-SA-S2

Communication System: UID 0, Generic FDD-LTE (0); Frequency: 782 MHz;Duty Cycle: 1:1
Medium parameters used (interpolated): f = 782 MHz; σ = 0.91 S/m; εr = 41.619; ρ = 1000 kg/m^3
Phantom section: Flat Section

DASY5 Configuration:

- Probe: EX3DV4 - SN7520; ConvF(9.87, 9.87, 9.87) @ 782 MHz;
- Sensor-Surface: 4mm (Mechanical Surface Detection)
- Electronics: DAE4 Sn1561; Calibrated: 2019/09/13
- Phantom: SAM-Twin V8.0 P1aP2a; Type: QD 000 P41 AA ; Serial: 1962
- Measurement SW: DASY52, Version 52.10 (2);

Face Up/LTE Band 13 50%RB Mid/Area Scan (71x91x1): Interpolated grid: dx=1.500 mm, dy=1.500 mm
Maximum value of SAR (interpolated) = 0.303 W/kg

Face Up/LTE Band 13 50%RB Mid/Zoom Scan (5x5x5)/Cube 0: Measurement grid: dx=8mm, dy=8mm, dz=8mm
Reference Value = 15.53 V/m; Power Drift = 0.00 dB
Peak SAR (extrapolated) = 0.377 W/kg
SAR(1 g) = 0.292 W/kg; SAR(10 g) = 0.216 W/kg
Maximum value of SAR (measured) = 0.305 W/kg

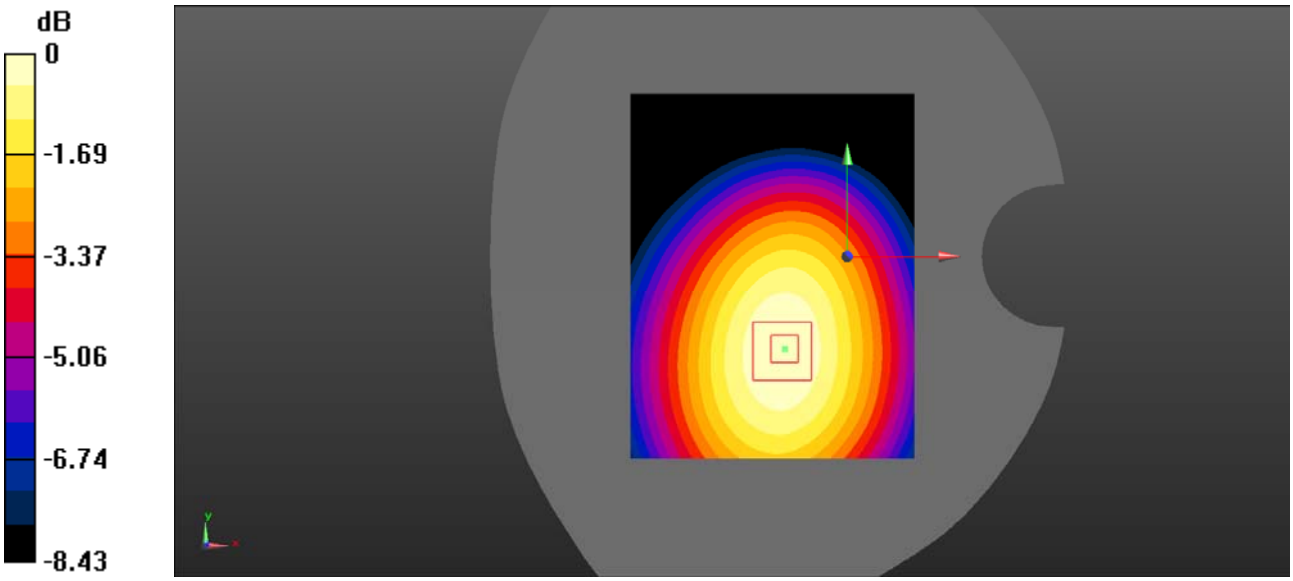

0 dB = 0.305 W/kg = -5.16 dBW/kg

Test Plot 75: LTE Band 13_Body Back 1RB_Mid

DUT: PoC Radio; Type: PNC380; Serial: RDG200109003-SA-S2

Communication System: UID 0, Generic FDD-LTE (0); Frequency: 782 MHz;Duty Cycle: 1:1
Medium parameters used (interpolated): f = 782 MHz; σ = 0.91 S/m; εr = 41.619; ρ = 1000 kg/m^3
Phantom section: Flat Section

DASY5 Configuration:

- Probe: EX3DV4 - SN7520; ConvF(9.87, 9.87, 9.87) @ 782 MHz;
- Sensor-Surface: 4mm (Mechanical Surface Detection)
- Electronics: DAE4 Sn1561; Calibrated: 2019/09/13
- Phantom: SAM-Twin V8.0 P1aP2a; Type: QD 000 P41 AA ; Serial: 1962
- Measurement SW: DASY52, Version 52.10 (2);

Body Back/LTE Band 13 1RB Mid/Area Scan (71x91x1): Interpolated grid: dx=1.500 mm, dy=1.500 mm
Maximum value of SAR (interpolated) = 0.646 W/kg

Body Back/LTE Band 13 1RB Mid/Zoom Scan (5x5x5)/Cube 0: Measurement grid: dx=8mm, dy=8mm, dz=8mm
Reference Value = 25.77 V/m; Power Drift = 0.02 dB
Peak SAR (extrapolated) = 0.789 W/kg
SAR(1 g) = 0.609 W/kg; SAR(10 g) = 0.444 W/kg
Maximum value of SAR (measured) = 0.636 W/kg

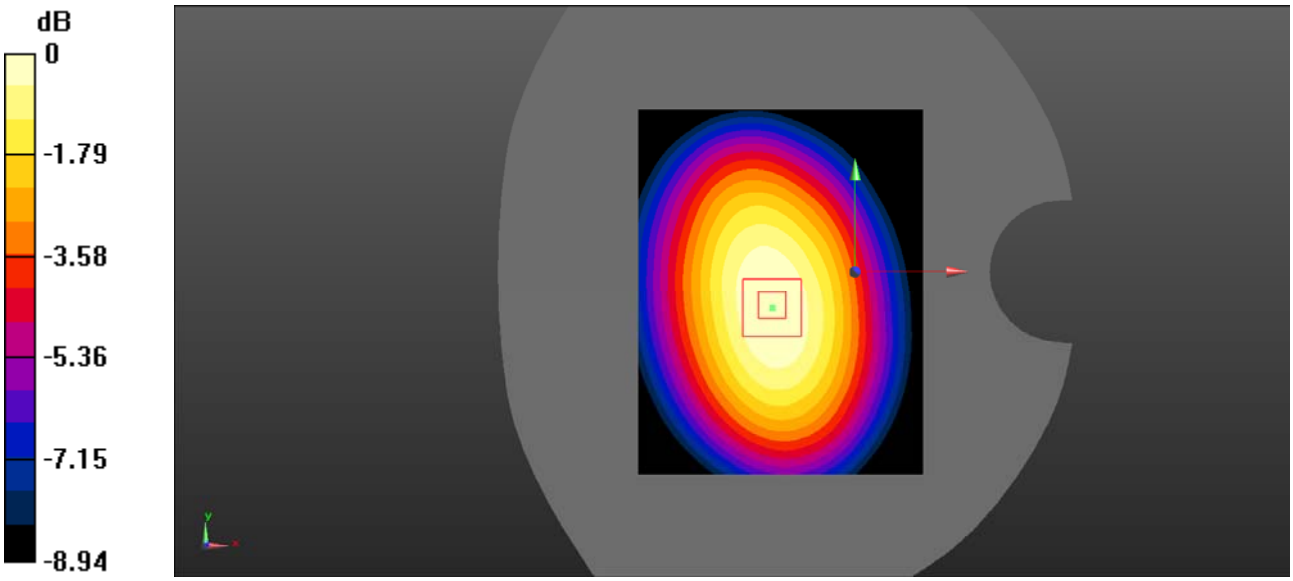

0 dB = 0.636 W/kg = -1.97 dBW/kg

Test Plot 76: LTE Band 13_Body Back 50%RB_Mid

DUT: PoC Radio; Type: PNC380; Serial: RDG200109003-SA-S2

Communication System: UID 0, Generic FDD-LTE (0); Frequency: 782 MHz;Duty Cycle: 1:1
Medium parameters used (interpolated): f = 782 MHz; σ = 0.91 S/m; εr = 41.619; ρ = 1000 kg/m^3
Phantom section: Flat Section

DASY5 Configuration:

- Probe: EX3DV4 - SN7520; ConvF(9.87, 9.87, 9.87) @ 782 MHz;
- Sensor-Surface: 4mm (Mechanical Surface Detection)
- Electronics: DAE4 Sn1561; Calibrated: 2019/09/13
- Phantom: SAM-Twin V8.0 P1aP2a; Type: QD 000 P41 AA ; Serial: 1962
- Measurement SW: DASY52, Version 52.10 (2);

Body Back/LTE Band 13 50%RB Mid/Area Scan (71x91x1): Interpolated grid: dx=1.500 mm, dy=1.500 mm
Maximum value of SAR (interpolated) = 0.525 W/kg

Body Back/LTE Band 13 50%RB Mid/Zoom Scan (5x5x5)/Cube 0: Measurement grid: dx=8mm, dy=8mm, dz=8mm
Reference Value = 23.39 V/m; Power Drift = -0.17 dB
Peak SAR (extrapolated) = 0.637 W/kg
SAR(1 g) = 0.489 W/kg; SAR(10 g) = 0.354 W/kg
Maximum value of SAR (measured) = 0.511 W/kg

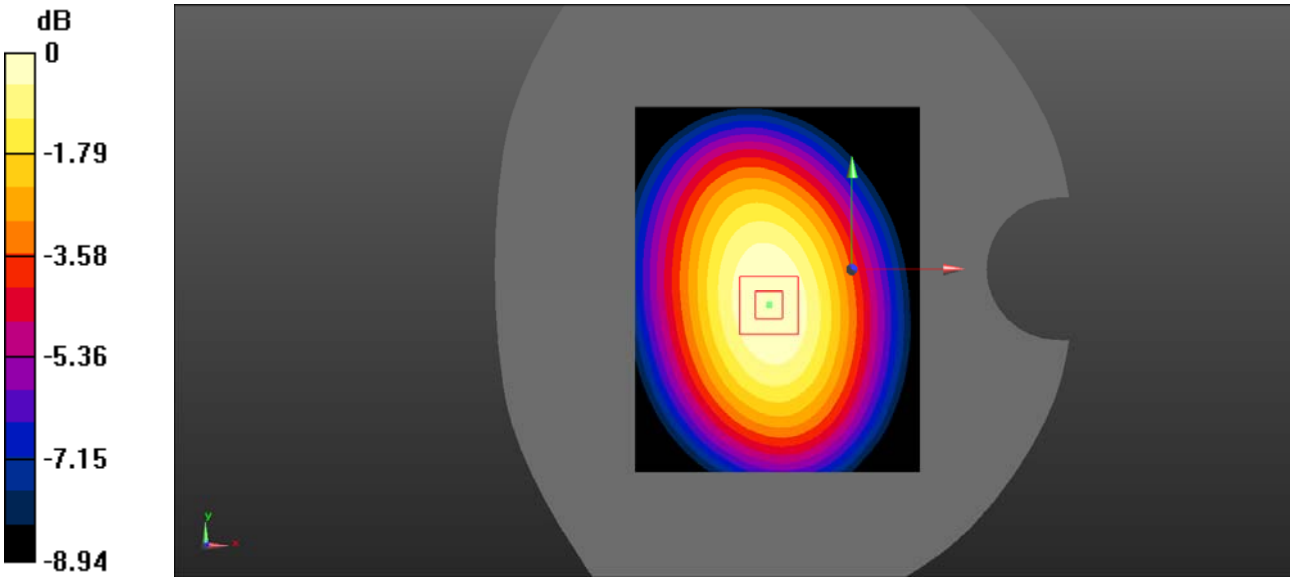

0 dB = 0.511 W/kg = -2.92 dBW/kg

Test Plot 77: LTE Band 26_Face Up 1RB_Mid

DUT: PoC Radio; Type: PNC380; Serial: RDG200109003-SA-S2

Communication System: UID 0, Generic FDD-LTE (0); Frequency: 831.5 MHz;Duty Cycle: 1:1
Medium parameters used (interpolated): f = 831.5 MHz; σ = 0.904 S/m; εr = 41.466; ρ = 1000 kg/m^3
Phantom section: Flat Section

DASY5 Configuration:

- Probe: EX3DV4 - SN7520; ConvF(9.71, 9.71, 9.71) @ 831.5 MHz;
- Sensor-Surface: 4mm (Mechanical Surface Detection)
- Electronics: DAE4 Sn1561; Calibrated: 2019/09/13
- Phantom: SAM-Twin V8.0 P1aP2a; Type: QD 000 P41 AA ; Serial: 1962
- Measurement SW: DASY52, Version 52.10 (2);

Face Up/LTE Band 26 1RB Mid/Area Scan (71x91x1): Interpolated grid: dx=1.500 mm, dy=1.500 mm
Maximum value of SAR (interpolated) = 0.352 W/kg

Face Up/LTE Band 26 1RB Mid/Zoom Scan (5x5x5)/Cube 0: Measurement grid: dx=8mm, dy=8mm, dz=8mm
Reference Value = 17.86 V/m; Power Drift = 0.17 dB
Peak SAR (extrapolated) = 0.425 W/kg
SAR(1 g) = 0.326 W/kg; SAR(10 g) = 0.242 W/kg
Maximum value of SAR (measured) = 0.342 W/kg

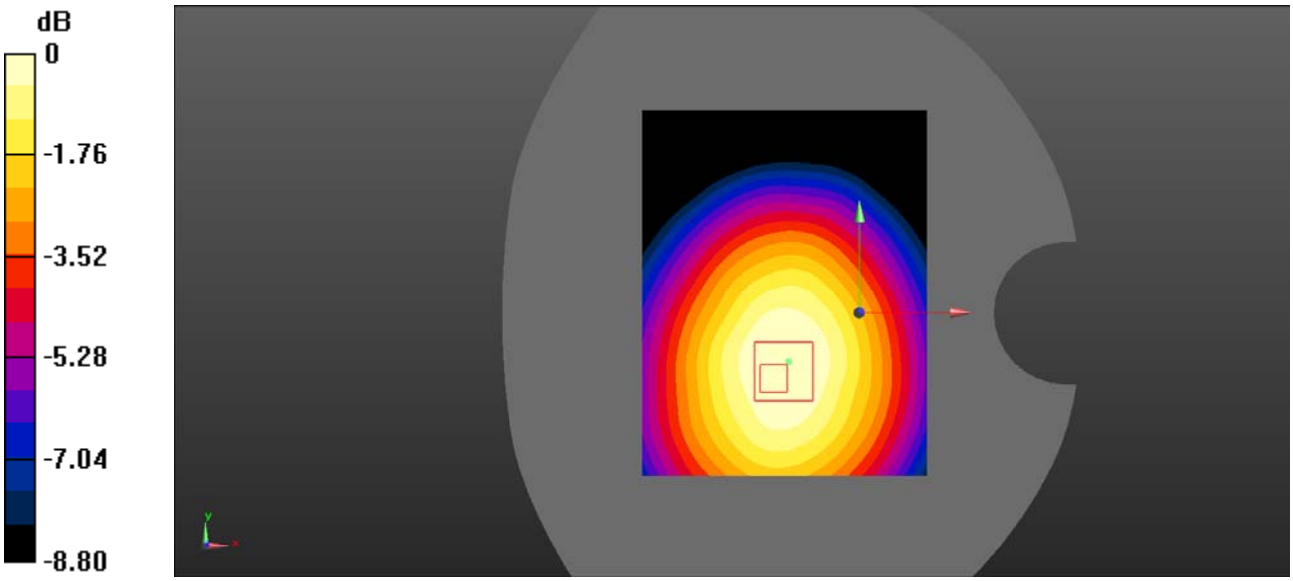

0 dB = 0.342 W/kg = -4.66 dBW/kg

Test Plot 78: LTE Band 26_Face Up 50%RB_Mid

DUT: PoC Radio; Type: PNC380; Serial: RDG200109003-SA-S2

Communication System: UID 0, Generic FDD-LTE (0); Frequency: 831.5 MHz;Duty Cycle: 1:1
Medium parameters used (interpolated): f = 831.5 MHz; σ = 0.904 S/m; εr = 41.466; ρ = 1000 kg/m^3
Phantom section: Flat Section

DASY5 Configuration:

- Probe: EX3DV4 - SN7520; ConvF(9.71, 9.71, 9.71) @ 831.5 MHz;
- Sensor-Surface: 4mm (Mechanical Surface Detection)
- Electronics: DAE4 Sn1561; Calibrated: 2019/09/13
- Phantom: SAM-Twin V8.0 P1aP2a; Type: QD 000 P41 AA ; Serial: 1962
- Measurement SW: DASY52, Version 52.10 (2);

Face Up/LTE Band 26 50%RB Mid/Area Scan (71x91x1): Interpolated grid: dx=1.500 mm, dy=1.500 mm
Maximum value of SAR (interpolated) = 0.272 W/kg

Face Up/LTE Band 26 50%RB Mid/Zoom Scan (5x5x5)/Cube 0: Measurement grid: dx=8mm, dy=8mm, dz=8mm
Reference Value = 16.56 V/m; Power Drift = -0.09 dB
Peak SAR (extrapolated) = 0.335 W/kg
SAR(1 g) = 0.260 W/kg; SAR(10 g) = 0.192 W/kg
Maximum value of SAR (measured) = 0.271 W/kg



0 dB = 0.271 W/kg = -5.67 dBW/kg

Test Plot 79: LTE Band 26_Body Back 1RB_Mid

DUT: PoC Radio; Type: PNC380; Serial: RDG200109003-SA-S2

Communication System: UID 0, Generic FDD-LTE (0); Frequency: 831.5 MHz;Duty Cycle: 1:1
Medium parameters used (interpolated): f = 831.5 MHz; σ = 0.904 S/m; εr = 41.466; ρ = 1000 kg/m^3
Phantom section: Flat Section

DASY5 Configuration:

- Probe: EX3DV4 - SN7520; ConvF(9.71, 9.71, 9.71) @ 831.5 MHz;
- Sensor-Surface: 4mm (Mechanical Surface Detection)
- Electronics: DAE4 Sn1561; Calibrated: 2019/09/13
- Phantom: SAM-Twin V8.0 P1aP2a; Type: QD 000 P41 AA ; Serial: 1962
- Measurement SW: DASY52, Version 52.10 (2);

Body Back/LTE Band 26 1RB Mid/Area Scan (71x91x1): Interpolated grid: dx=1.500 mm, dy=1.500 mm
Maximum value of SAR (interpolated) = 0.649 W/kg

Body Back/LTE Band 26 1RB Mid/Zoom Scan (5x5x5)/Cube 0: Measurement grid: dx=8mm, dy=8mm, dz=8mm
Reference Value = 22.19 V/m; Power Drift = -0.13 dB
Peak SAR (extrapolated) = 0.790 W/kg
SAR(1 g) = 0.593 W/kg; SAR(10 g) = 0.425 W/kg
Maximum value of SAR (measured) = 0.622 W/kg

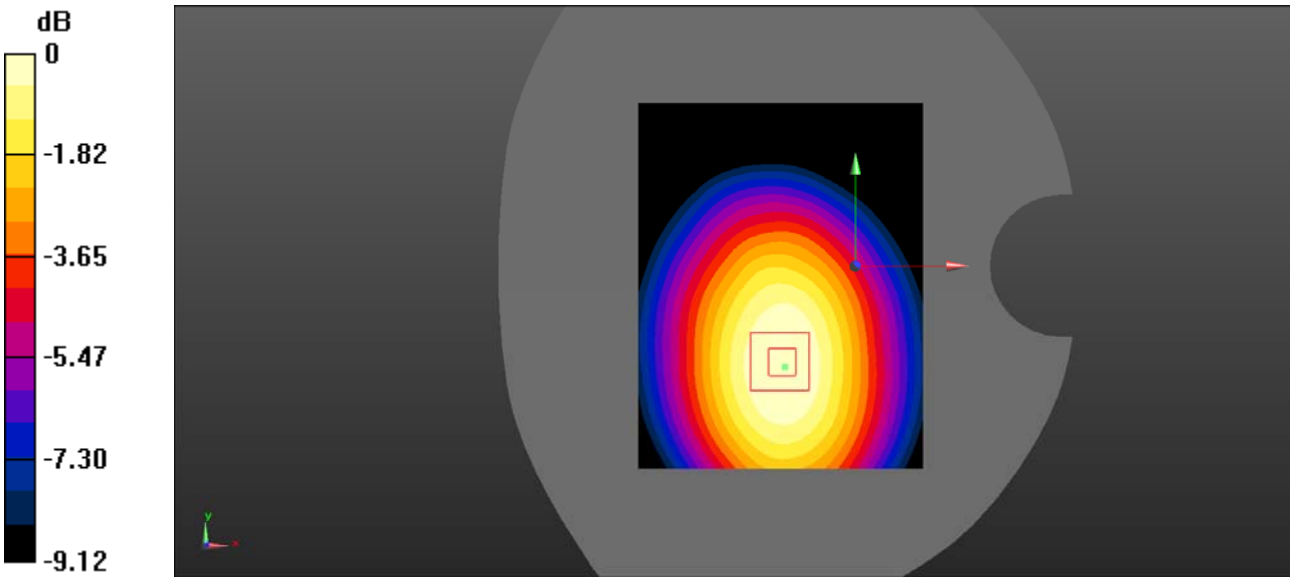

0 dB = 0.622 W/kg = -2.06 dBW/kg

Test Plot 80: LTE Band 26_Body Back 50%RB_Mid

DUT: PoC Radio; Type: PNC380; Serial: RDG200109003-SA-S2

Communication System: UID 0, Generic FDD-LTE (0); Frequency: 831.5 MHz;Duty Cycle: 1:1
Medium parameters used (interpolated): f = 831.5 MHz; σ = 0.904 S/m; εr = 41.466; ρ = 1000 kg/m^3
Phantom section: Flat Section

DASY5 Configuration:

- Probe: EX3DV4 - SN7520; ConvF(9.71, 9.71, 9.71) @ 831.5 MHz;
- Sensor-Surface: 4mm (Mechanical Surface Detection)
- Electronics: DAE4 Sn1561; Calibrated: 2019/09/13
- Phantom: SAM-Twin V8.0 P1aP2a; Type: QD 000 P41 AA ; Serial: 1962
- Measurement SW: DASY52, Version 52.10 (2);

Body Back/LTE Band 26 50%RB Mid/Area Scan (71x91x1): Interpolated grid: dx=1.500 mm, dy=1.500 mm
Maximum value of SAR (interpolated) = 0.483 W/kg

Body Back/LTE Band 26 50%RB Mid/Zoom Scan (5x5x5)/Cube 0: Measurement grid: dx=8mm, dy=8mm, dz=8mm
Reference Value = 18.69 V/m; Power Drift = -0.04 dB
Peak SAR (extrapolated) = 0.601 W/kg
SAR(1 g) = 0.455 W/kg; SAR(10 g) = 0.327 W/kg
Maximum value of SAR (measured) = 0.478 W/kg

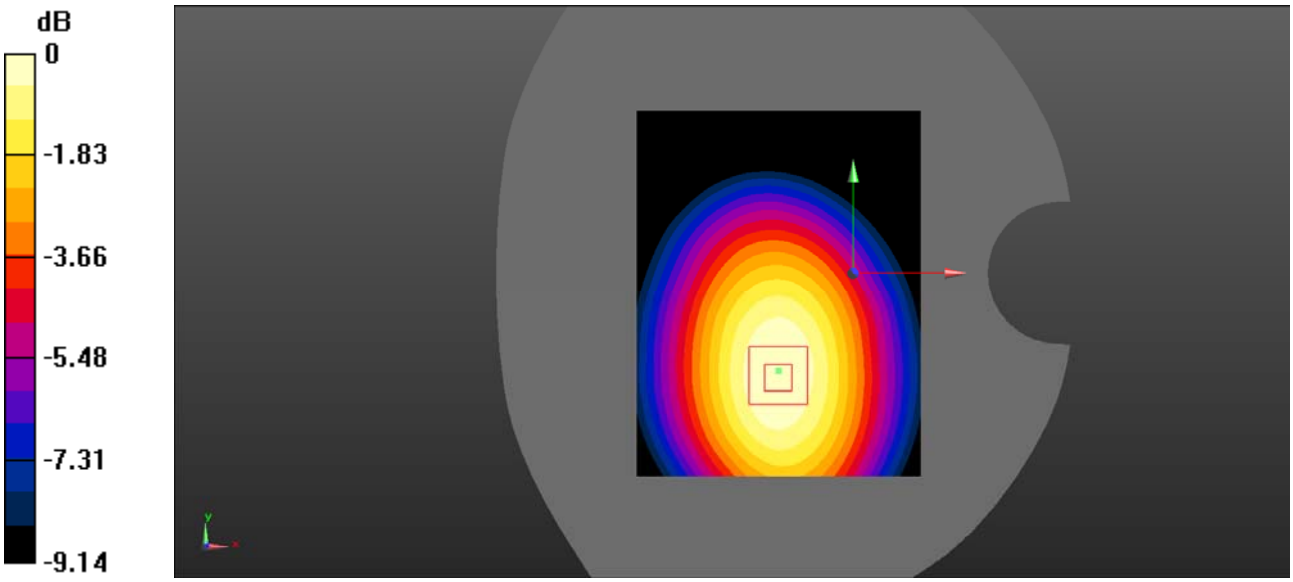

0 dB = 0.478 W/kg = -3.21 dBW/kg

Test Plot 81: LTE Band 38_Face Up 1RB_Low

DUT: PoC Radio; Type: PNC380; Serial: RDG200109003-SA-S2

Communication System: UID 0, Generic TDD-LTE (0); Frequency: 2580 MHz;Duty Cycle: 1:1.58
Medium parameters used (interpolated): f = 2580 MHz; σ = 1.942 S/m; εr = 39.66; ρ = 1000 kg/m^3
Phantom section: Flat Section

DASY5 Configuration:

- Probe: EX3DV4 - SN7520; ConvF(7.37, 7.37, 7.37) @ 2580 MHz;
- Sensor-Surface: 4mm (Mechanical Surface Detection)
- Electronics: DAE4 Sn1561; Calibrated: 2019/09/13
- Phantom: SAM-Twin V8.0 P1aP2a; Type: QD 000 P41 AA ; Serial: 1962
- Measurement SW: DASY52, Version 52.10 (2);

Face Up/LTE Band 38 1RB Low/Area Scan (71x111x1): Interpolated grid: dx=1.500 mm, dy=1.500 mm
Maximum value of SAR (interpolated) = 0.113 W/kg

Face Up/LTE Band 38 1RB Low/Zoom Scan (5x5x5)/Cube 0: Measurement grid: dx=8mm, dy=8mm, dz=8mm
Reference Value = 5.230 V/m; Power Drift = 0.06 dB
Peak SAR (extrapolated) = 0.200 W/kg
SAR(1 g) = 0.109 W/kg; SAR(10 g) = 0.069 W/kg
Maximum value of SAR (measured) = 0.111 W/kg

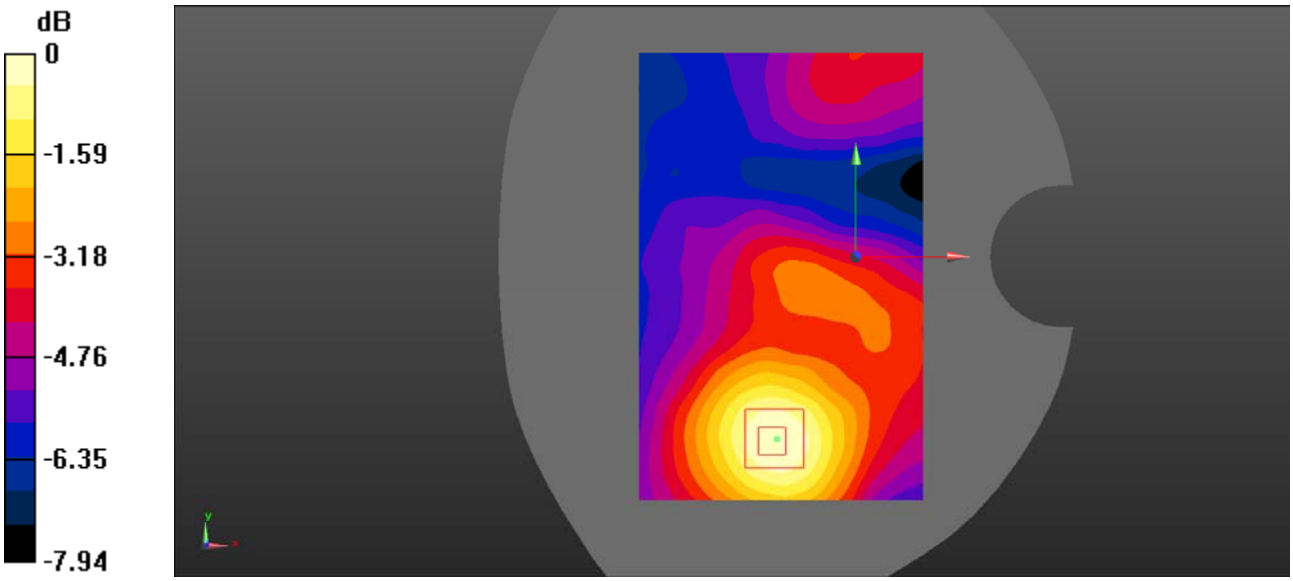

0 dB = 0.111 W/kg = -9.55 dBW/kg

Test Plot 82: LTE Band 38_Face Up 1RB_Mid

DUT: PoC Radio; Type: PNC380; Serial: RDG200109003-SA-S2

Communication System: UID 0, Generic TDD-LTE (0); Frequency: 2595 MHz;Duty Cycle: 1:1.58
Medium parameters used (interpolated): f = 2595 MHz; σ = 1.982 S/m; εr = 39.331; ρ = 1000 kg/m^3
Phantom section: Flat Section

DASY5 Configuration:

- Probe: EX3DV4 - SN7520; ConvF(7.37, 7.37, 7.37) @ 2595 MHz;
- Sensor-Surface: 4mm (Mechanical Surface Detection)
- Electronics: DAE4 Sn1561; Calibrated: 2019/09/13
- Phantom: SAM-Twin V8.0 P1aP2a; Type: QD 000 P41 AA ; Serial: 1962
- Measurement SW: DASY52, Version 52.10 (2);

Face Up/LTE Band 38 1RB Mid/Area Scan (71x91x1): Interpolated grid: dx=1.500 mm, dy=1.500 mm
Maximum value of SAR (interpolated) = 0.125 W/kg

Face Up/LTE Band 38 1RB Mid/Zoom Scan (5x5x5)/Cube 0: Measurement grid: dx=8mm, dy=8mm, dz=8mm
Reference Value = 4.801 V/m; Power Drift = 0.16 dB
Peak SAR (extrapolated) = 0.234 W/kg
SAR(1 g) = 0.126 W/kg; SAR(10 g) = 0.070 W/kg
Maximum value of SAR (measured) = 0.135 W/kg

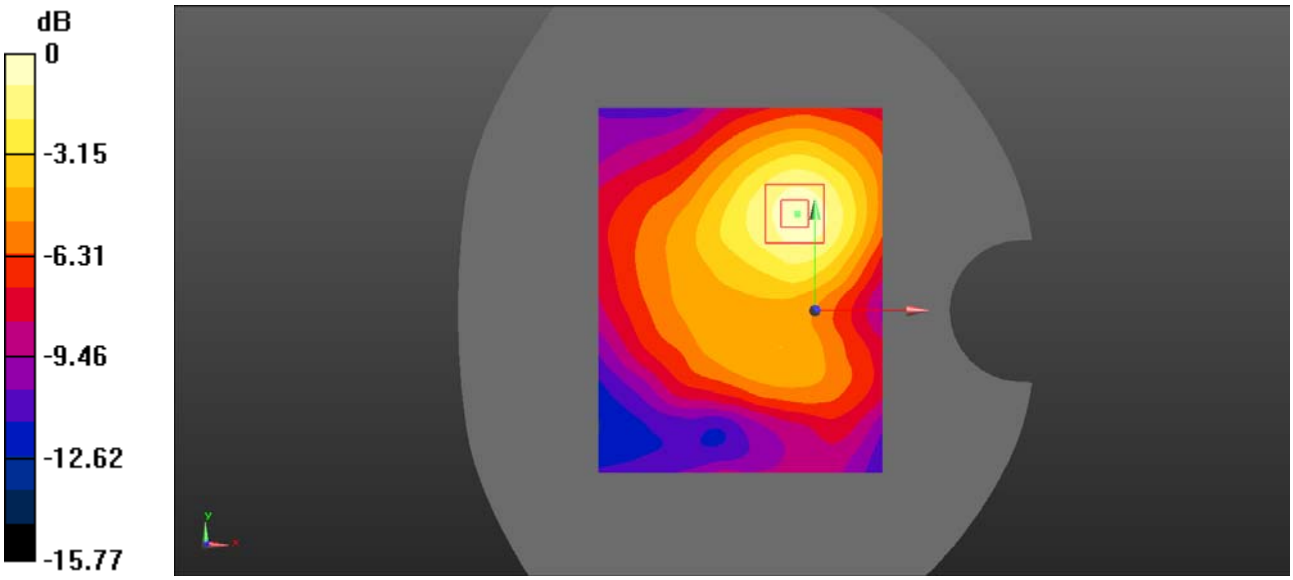

0 dB = 0.135 W/kg = -8.70 dBW/kg

Test Plot 83: LTE Band 38_Face Up 1RB_High

DUT: PoC Radio; Type: PNC380; Serial: RDG200109003-SA-S2

Communication System: UID 0, Generic TDD-LTE (0); Frequency: 2610 MHz;Duty Cycle: 1:1.58
Medium parameters used (interpolated): f = 2610 MHz; σ = 1.995 S/m; εr = 39.313; ρ = 1000 kg/m^3
Phantom section: Flat Section

DASY5 Configuration:

- Probe: EX3DV4 - SN7520; ConvF(7.37, 7.37, 7.37) @ 2610 MHz;
- Sensor-Surface: 4mm (Mechanical Surface Detection)
- Electronics: DAE4 Sn1561; Calibrated: 2019/09/13
- Phantom: SAM-Twin V8.0 P1aP2a; Type: QD 000 P41 AA ; Serial: 1962
- Measurement SW: DASY52, Version 52.10 (2);

Face Up/LTE Band 38 1RB High/Area Scan (71x111x1): Interpolated grid: dx=1.500 mm, dy=1.500 mm
Maximum value of SAR (interpolated) = 0.124 W/kg

Face Up/LTE Band 38 1RB High/Zoom Scan (5x5x5)/Cube 0: Measurement grid: dx=8mm, dy=8mm, dz=8mm
Reference Value = 5.208 V/m; Power Drift = 0.10 dB
Peak SAR (extrapolated) = 0.216 W/kg
SAR(1 g) = 0.121 W/kg; SAR(10 g) = 0.076 W/kg
Maximum value of SAR (measured) = 0.125 W/kg

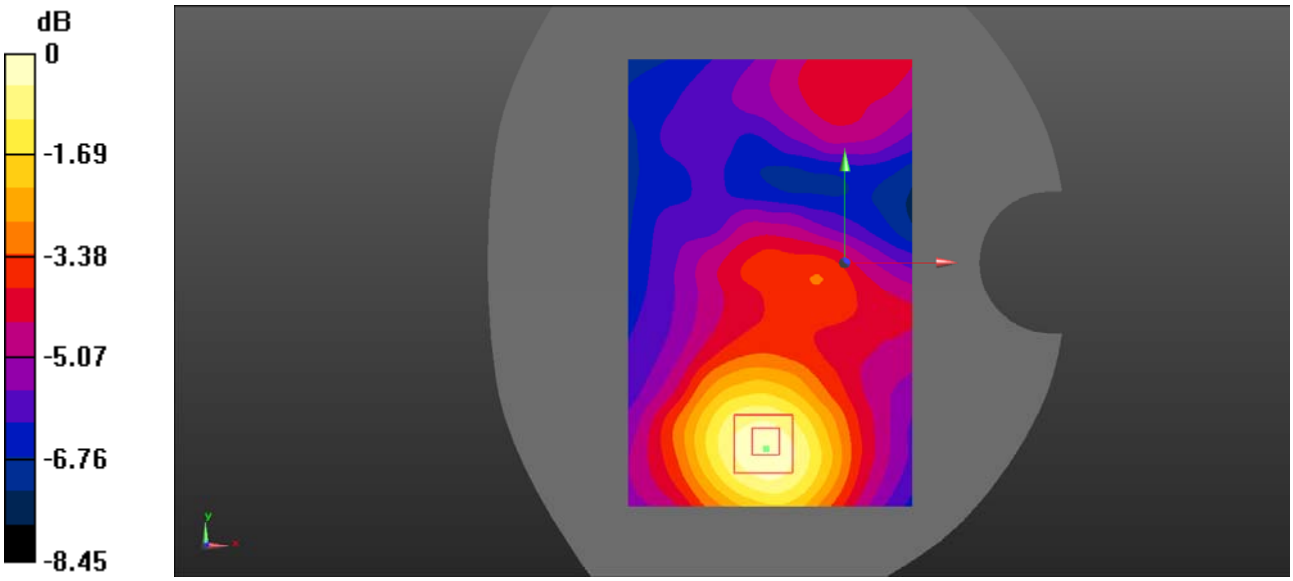

0 dB = 0.125 W/kg = -9.03 dBW/kg

Test Plot 84: LTE Band 38_Face Up 50%RB_Mid

DUT: PoC Radio; Type: PNC380; Serial: RDG200109003-SA-S2

Communication System: UID 0, Generic TDD-LTE (0); Frequency: 2595 MHz;Duty Cycle: 1:1.58
Medium parameters used (interpolated): f = 2595 MHz; σ = 1.982 S/m; εr = 39.331; ρ = 1000 kg/m^3
Phantom section: Flat Section

DASY5 Configuration:

- Probe: EX3DV4 - SN7520; ConvF(7.37, 7.37, 7.37) @ 2595 MHz;
- Sensor-Surface: 4mm (Mechanical Surface Detection)
- Electronics: DAE4 Sn1561; Calibrated: 2019/09/13
- Phantom: SAM-Twin V8.0 P1aP2a; Type: QD 000 P41 AA ; Serial: 1962
- Measurement SW: DASY52, Version 52.10 (2);

Face Up/LTE Band 38 50%RB Mid/Area Scan (71x91x1): Interpolated grid: dx=1.500 mm, dy=1.500 mm
Maximum value of SAR (interpolated) = 0.109 W/kg

Face Up/LTE Band 38 50%RB Mid/Zoom Scan (5x5x5)/Cube 0: Measurement grid: dx=8mm, dy=8mm, dz=8mm
Reference Value = 4.133 V/m; Power Drift = 0.10 dB
Peak SAR (extrapolated) = 0.173 W/kg
SAR(1 g) = 0.095 W/kg; SAR(10 g) = 0.053 W/kg
Maximum value of SAR (measured) = 0.100 W/kg

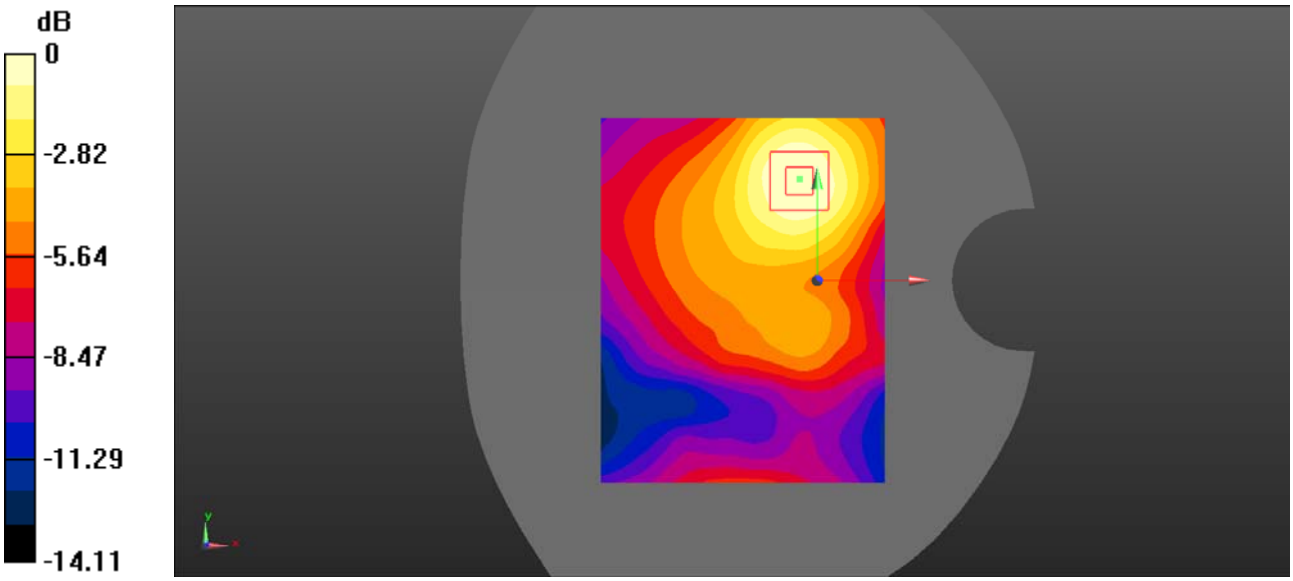

0 dB = 0.100 W/kg = -10.00 dBW/kg

Test Plot 85: LTE Band 38_Body Back 1RB_Low

DUT: PoC Radio; Type: PNC380; Serial: RDG200109003-SA-S2

Communication System: UID 0, Generic TDD-LTE (0); Frequency: 2580 MHz;Duty Cycle: 1:1.58
Medium parameters used (interpolated): f = 2580 MHz; σ = 1.942 S/m; εr = 39.66; ρ = 1000 kg/m^3
Phantom section: Flat Section

DASY5 Configuration:

- Probe: EX3DV4 - SN7520; ConvF(7.37, 7.37, 7.37) @ 2580 MHz;
- Sensor-Surface: 4mm (Mechanical Surface Detection)
- Electronics: DAE4 Sn1561; Calibrated: 2019/09/13
- Phantom: SAM-Twin V8.0 P1aP2a; Type: QD 000 P41 AA ; Serial: 1962
- Measurement SW: DASY52, Version 52.10 (2);

Body Back/LTE Band 38 1RB Low/Area Scan (101x121x1): Interpolated grid: dx=1.000 mm, dy=1.000 mm
Maximum value of SAR (interpolated) = 0.249 W/kg

Body Back/LTE Band 38 1RB Low/Zoom Scan (7x7x7)/Cube 0: Measurement grid: dx=5mm, dy=5mm, dz=5mm
Reference Value = 8.572 V/m; Power Drift = -0.04 dB
Peak SAR (extrapolated) = 0.411 W/kg
SAR(1 g) = 0.231 W/kg; SAR(10 g) = 0.136 W/kg
Maximum value of SAR (measured) = 0.246 W/kg

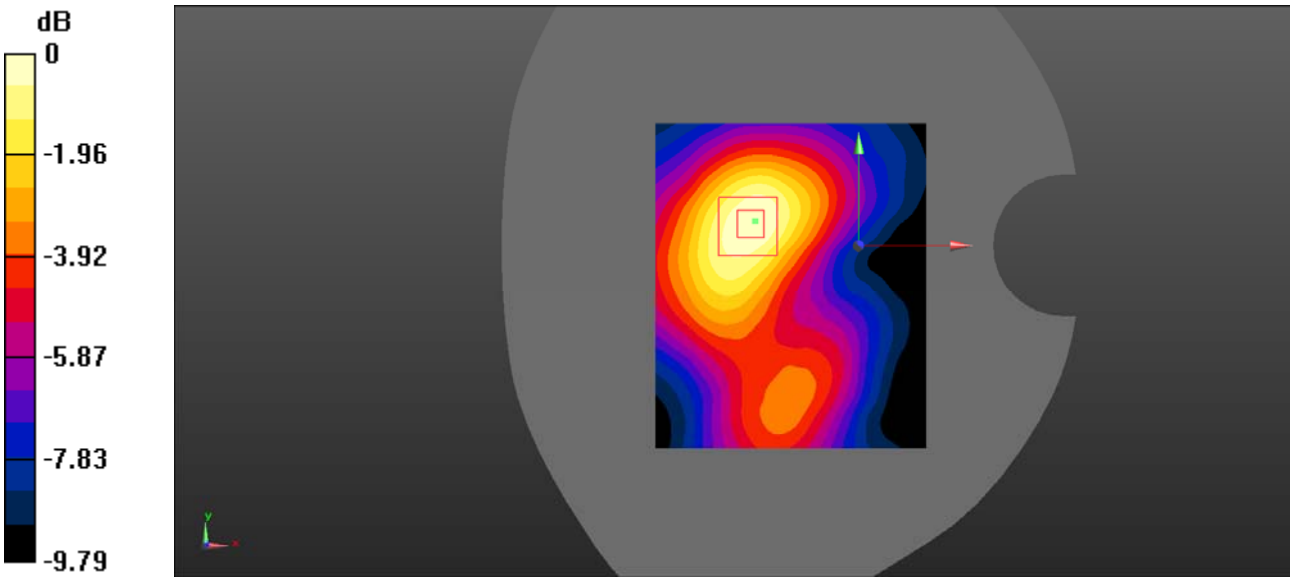

0 dB = 0.246 W/kg = -6.09 dBW/kg

Test Plot 86: LTE Band 38_Body Back 1RB_Mid

DUT: PoC Radio; Type: PNC380; Serial: RDG200109003-SA-S2

Communication System: UID 0, Generic TDD-LTE (0); Frequency: 2595 MHz;Duty Cycle: 1:1.58
Medium parameters used (interpolated): f = 2595 MHz; σ = 1.982 S/m; εr = 39.331; ρ = 1000 kg/m^3
Phantom section: Flat Section

DASY5 Configuration:

- Probe: EX3DV4 - SN7520; ConvF(7.37, 7.37, 7.37) @ 2595 MHz;
- Sensor-Surface: 4mm (Mechanical Surface Detection)
- Electronics: DAE4 Sn1561; Calibrated: 2019/09/13
- Phantom: SAM-Twin V8.0 P1aP2a; Type: QD 000 P41 AA ; Serial: 1962
- Measurement SW: DASY52, Version 52.10 (2);

Body Back/LTE Band 38 1RB Mid/Area Scan (71x91x1): Interpolated grid: dx=1.500 mm, dy=1.500 mm
Maximum value of SAR (interpolated) = 0.193 W/kg

Body Back/LTE Band 38 1RB Mid/Zoom Scan (5x5x5)/Cube 0: Measurement grid: dx=8mm, dy=8mm, dz=8mm
Reference Value = 5.889 V/m; Power Drift = 0.12 dB
Peak SAR (extrapolated) = 0.331 W/kg
SAR(1 g) = 0.183 W/kg; SAR(10 g) = 0.102 W/kg
Maximum value of SAR (measured) = 0.193 W/kg

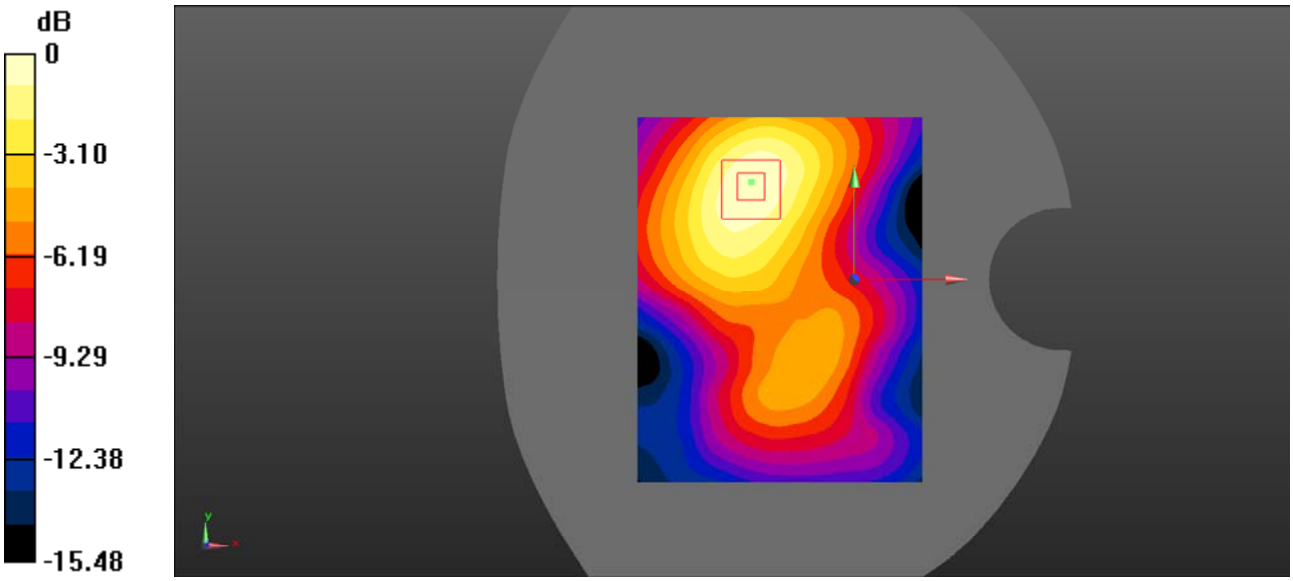

0 dB = 0.193 W/kg = -7.14 dBW/kg

Test Plot 87: LTE Band 38_Body Back 1RB_High

DUT: PoC Radio; Type: PNC380; Serial: RDG200109003-SA-S2

Communication System: UID 0, Generic TDD-LTE (0); Frequency: 2610 MHz;Duty Cycle: 1:1.58
Medium parameters used (interpolated): f = 2610 MHz; σ = 1.995 S/m; εr = 39.313; ρ = 1000 kg/m^3
Phantom section: Flat Section

DASY5 Configuration:

- Probe: EX3DV4 - SN7520; ConvF(7.37, 7.37, 7.37) @ 2610 MHz;
- Sensor-Surface: 4mm (Mechanical Surface Detection)
- Electronics: DAE4 Sn1561; Calibrated: 2019/09/13
- Phantom: SAM-Twin V8.0 P1aP2a; Type: QD 000 P41 AA ; Serial: 1962
- Measurement SW: DASY52, Version 52.10 (2);

Body Back/LTE Band 38 1RB High/Area Scan (101x121x1): Interpolated grid: dx=1.000 mm, dy=1.000 mm
Maximum value of SAR (interpolated) = 0.246 W/kg

Body Back/LTE Band 38 1RB High/Zoom Scan (7x7x7)/Cube 0: Measurement grid: dx=5mm, dy=5mm, dz=5mm
Reference Value = 8.171 V/m; Power Drift = 0.17 dB
Peak SAR (extrapolated) = 0.418 W/kg
SAR(1 g) = 0.241 W/kg; SAR(10 g) = 0.146 W/kg
Maximum value of SAR (measured) = 0.258 W/kg

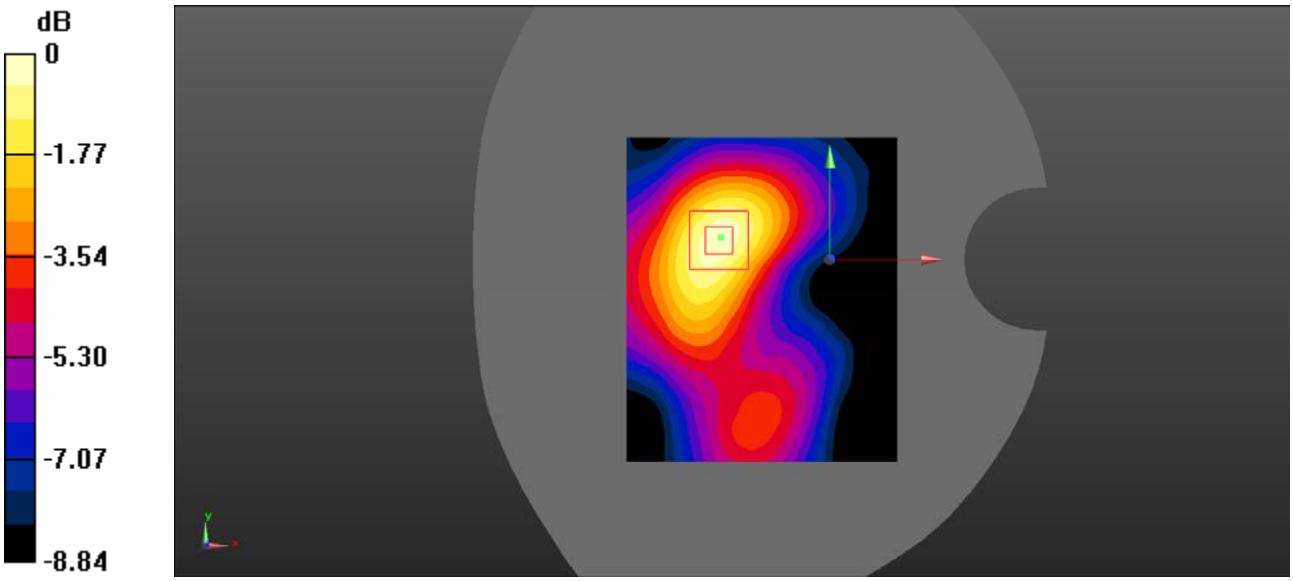

0 dB = 0.258 W/kg = -5.88 dBW/kg

Test Plot 88: LTE Band 38_Body Back 50%RB_Mid

DUT: PoC Radio; Type: PNC380; Serial: RDG200109003-SA-S2

Communication System: UID 0, Generic TDD-LTE (0); Frequency: 2595 MHz;Duty Cycle: 1:1.58
Medium parameters used (interpolated): f = 2595 MHz; σ = 1.982 S/m; εr = 39.331; ρ = 1000 kg/m^3
Phantom section: Flat Section

DASY5 Configuration:

- Probe: EX3DV4 - SN7520; ConvF(7.37, 7.37, 7.37) @ 2595 MHz;
- Sensor-Surface: 4mm (Mechanical Surface Detection)
- Electronics: DAE4 Sn1561; Calibrated: 2019/09/13
- Phantom: SAM-Twin V8.0 P1aP2a; Type: QD 000 P41 AA ; Serial: 1962
- Measurement SW: DASY52, Version 52.10 (2);

Body Back/LTE Band 38 50%RB Mid/Area Scan (71x91x1): Interpolated grid: dx=1.500 mm, dy=1.500 mm
Maximum value of SAR (interpolated) = 0.149 W/kg

Body Back/LTE Band 38 50%RB Mid/Zoom Scan (5x5x5)/Cube 0: Measurement grid: dx=8mm, dy=8mm, dz=8mm
Reference Value = 5.219 V/m; Power Drift = 0.04 dB
Peak SAR (extrapolated) = 0.266 W/kg
SAR(1 g) = 0.144 W/kg; SAR(10 g) = 0.081 W/kg
Maximum value of SAR (measured) = 0.149 W/kg

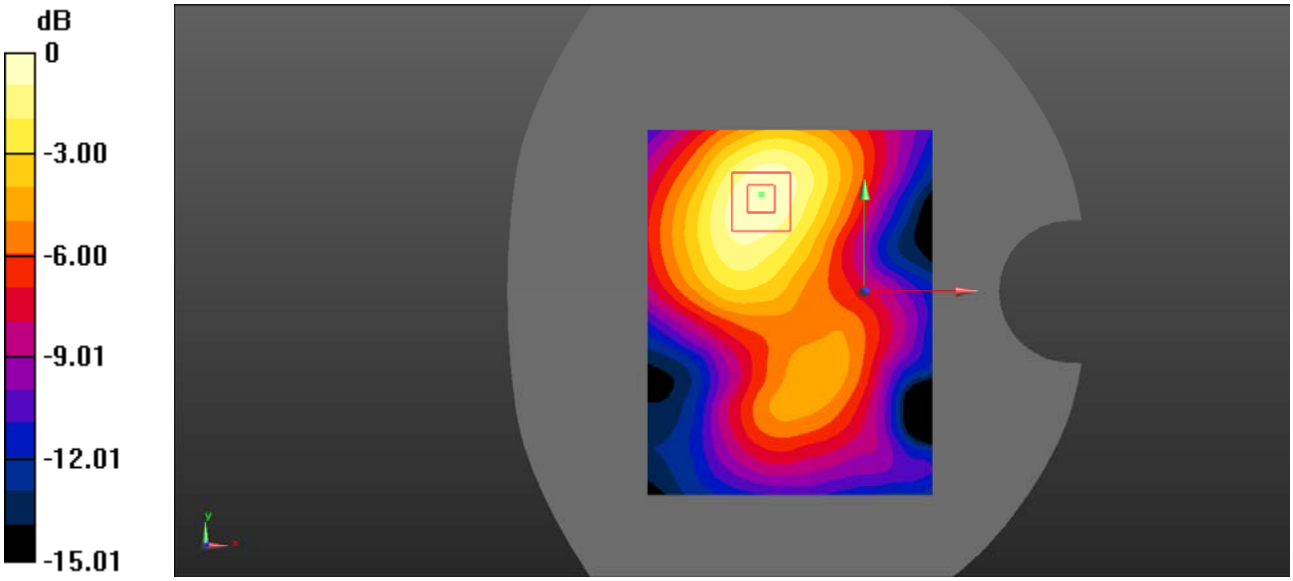

0 dB = 0.149 W/kg = -8.27 dBW/kg

Test Plot 89: LTE Band 41_Face up 1RB_Mid

DUT: PoC Radio; Type: PNC380; Serial: RDG200109003-SA-S2

Communication System: UID 0, Generic TDD-LTE (0); Frequency: 2593 MHz;Duty Cycle: 1:1.58
Medium parameters used (interpolated): f = 2593 MHz; σ = 1.982 S/m; εr = 39.653; ρ = 1000 kg/m^3
Phantom section: Flat Section

DASY5 Configuration:

- Probe: EX3DV4 - SN7520; ConvF(7.37, 7.37, 7.37) @ 2593 MHz;
- Sensor-Surface: 4mm (Mechanical Surface Detection)
- Electronics: DAE4 Sn1561; Calibrated: 2019/09/13
- Phantom: SAM-Twin V8.0 P1aP2a; Type: QD 000 P41 AA ; Serial: 1962
- Measurement SW: DASY52, Version 52.10 (2);

Face Up/LTE Band 41 1RB Mid/Area Scan (101x121x1): Interpolated grid: dx=1.000 mm, dy=1.000 mm
Maximum value of SAR (interpolated) = 0.124 W/kg

Face Up/LTE Band 41 1RB Mid/Zoom Scan (7x7x7)/Cube 0: Measurement grid: dx=5mm, dy=5mm, dz=5mm
Reference Value = 6.635 V/m; Power Drift = 0.11 dB
Peak SAR (extrapolated) = 0.192 W/kg
SAR(1 g) = 0.117 W/kg; SAR(10 g) = 0.082 W/kg
Maximum value of SAR (measured) = 0.122 W/kg

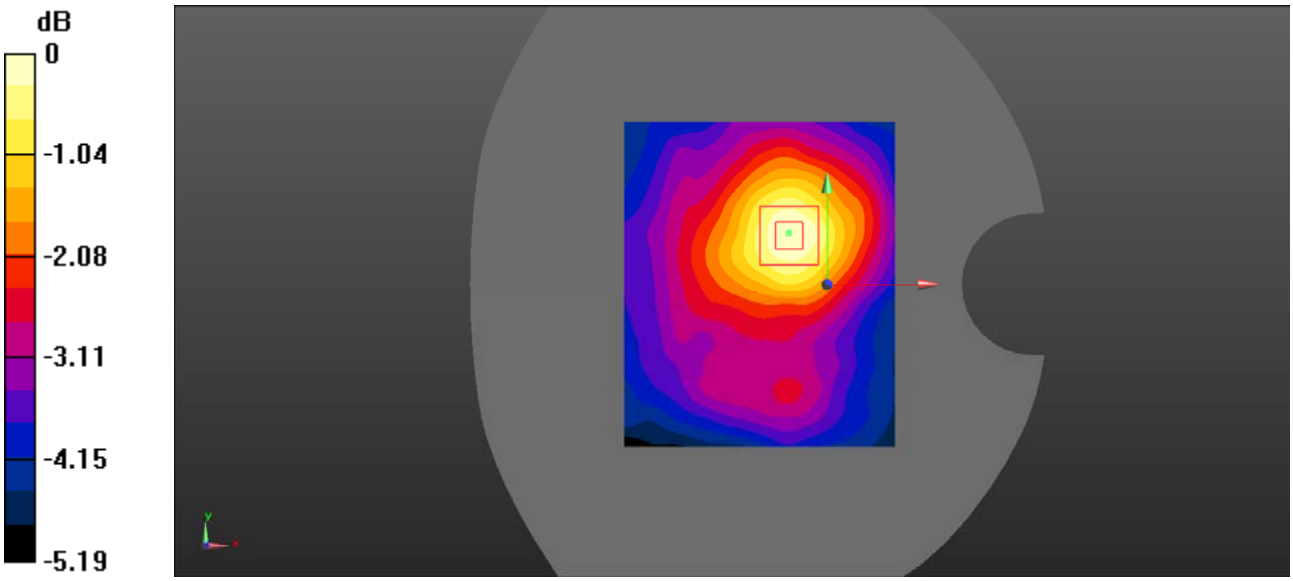

0 dB = 0.122 W/kg = -9.14 dBW/kg

Test Plot 90: LTE Band 41_Face up 50%RB_Mid

DUT: PoC Radio; Type: PNC380; Serial: RDG200109003-SA-S2

Communication System: UID 0, Generic TDD-LTE (0); Frequency: 2593 MHz;Duty Cycle: 1:1.58
Medium parameters used (interpolated): f = 2593 MHz; σ = 1.957 S/m; ε_r = 39.653; ρ = 1000 kg/m^3
Phantom section: Flat Section

DASY5 Configuration:

- Probe: EX3DV4 - SN7520; ConvF(7.35, 7.35, 7.35) @ 2593 MHz;
- Sensor-Surface: 4mm (Mechanical Surface Detection)
- Electronics: DAE4 Sn1561; Calibrated: 2019/09/13
- Phantom: SAM-Twin V8.0 P1aP2a; Type: QD 000 P41 AA ; Serial: 1962
- Measurement SW: DASY52, Version 52.10 (2);

Face Up/LTE Band 41 50%RB Mid/Area Scan (101x121x1): Interpolated grid: dx=1.000 mm, dy=1.000 mm
Maximum value of SAR (interpolated) = 0.101 W/kg

Face Up/LTE Band 41 50%RB Mid/Zoom Scan (7x7x7)/Cube 0: Measurement grid: dx=5mm, dy=5mm, dz=5mm
Reference Value = 6.235 V/m; Power Drift = 0.17 dB
Peak SAR (extrapolated) = 0.174 W/kg
SAR(1 g) = 0.099 W/kg; SAR(10 g) = 0.071 W/kg
Maximum value of SAR (measured) = 0.102 W/kg

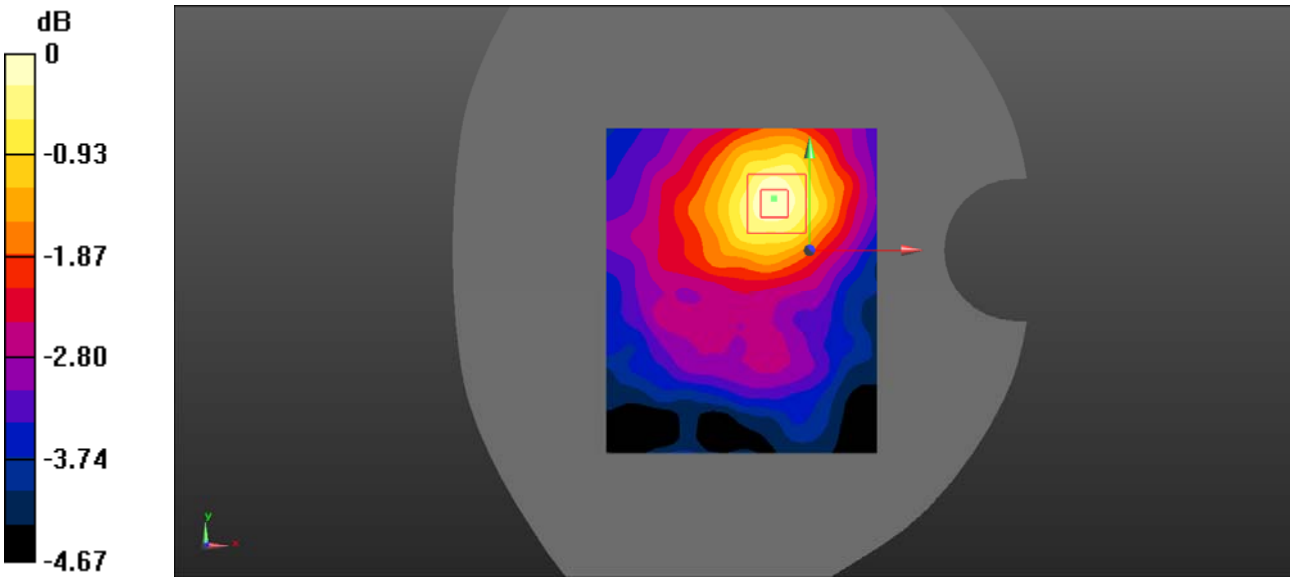

0 dB = 0.102 W/kg = -9.91 dBW/kg

Test Plot 91: LTE Band 41_Body Back 1RB_Mid

DUT: PoC Radio; Type: PNC380; Serial: RDG200109003-SA-S2

Communication System: UID 0, Generic TDD-LTE (0); Frequency: 2593 MHz;Duty Cycle: 1:1.58
Medium parameters used (interpolated): f = 2593 MHz; σ = 1.982 S/m; εr = 39.653; ρ = 1000 kg/m^3
Phantom section: Flat Section

DASY5 Configuration:

- Probe: EX3DV4 - SN7520; ConvF(7.37, 7.37, 7.37) @ 2593 MHz;
- Sensor-Surface: 4mm (Mechanical Surface Detection)
- Electronics: DAE4 Sn1561; Calibrated: 2019/09/13
- Phantom: SAM-Twin V8.0 P1aP2a; Type: QD 000 P41 AA ; Serial: 1962
- Measurement SW: DASY52, Version 52.10 (2);

Body Back/LTE Band 41 1RB Mid/Area Scan (101x121x1): Interpolated grid: dx=1.000 mm, dy=1.000 mm
Maximum value of SAR (interpolated) = 0.200 W/kg

Body Back/LTE Band 41 1RB Mid/Zoom Scan (7x7x7)/Cube 0: Measurement grid: dx=5mm, dy=5mm, dz=5mm
Reference Value = 6.601 V/m; Power Drift = 0.18 dB
Peak SAR (extrapolated) = 0.339 W/kg
SAR(1 g) = 0.194 W/kg; SAR(10 g) = 0.123 W/kg
Maximum value of SAR (measured) = 0.203 W/kg

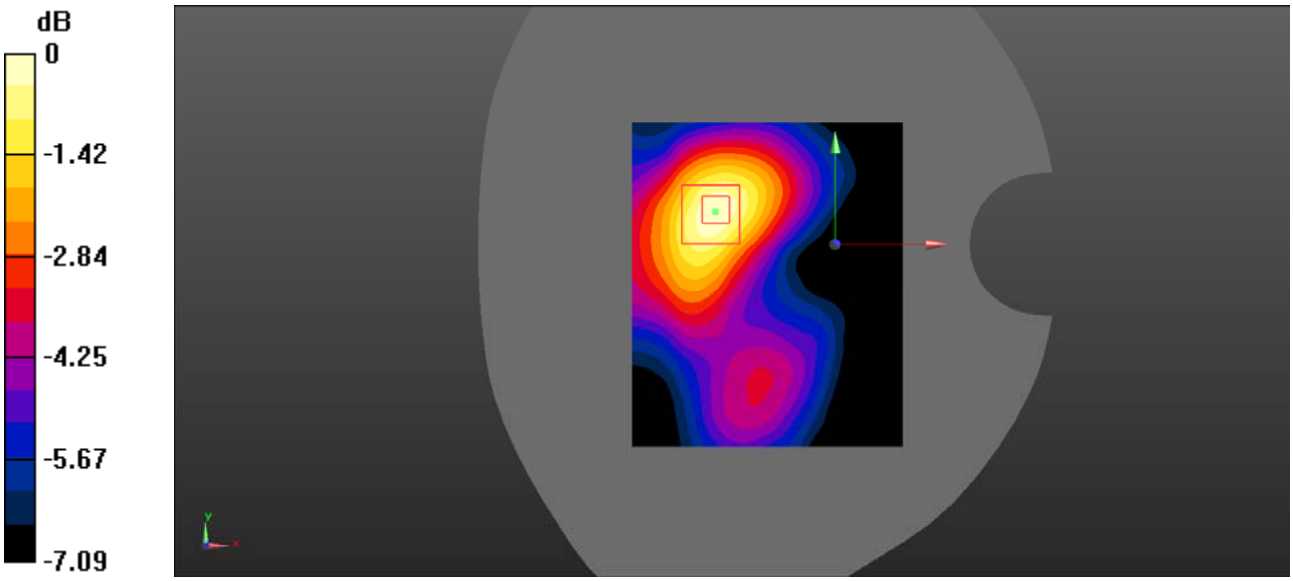

0 dB = 0.203 W/kg = -6.93 dBW/kg

Test Plot 92: LTE Band 41_Body Back 50%RB_Mid

DUT: PoC Radio; Type: PNC380; Serial: RDG200109003-SA-S2

Communication System: UID 0, Generic TDD-LTE (0); Frequency: 2593 MHz;Duty Cycle: 1:1.58
Medium parameters used (interpolated): f = 2593 MHz; σ = 1.982 S/m; εr = 39.653; ρ = 1000 kg/m^3
Phantom section: Flat Section

DASY5 Configuration:

- Probe: EX3DV4 - SN7520; ConvF(7.37, 7.37, 7.37) @ 2593 MHz;
- Sensor-Surface: 4mm (Mechanical Surface Detection)
- Electronics: DAE4 Sn1561; Calibrated: 2019/09/13
- Phantom: SAM-Twin V8.0 P1aP2a; Type: QD 000 P41 AA ; Serial: 1962
- Measurement SW: DASY52, Version 52.10 (2);

Body Back/LTE Band 41 50%RB Mid/Area Scan (101x121x1): Interpolated grid: dx=1.000 mm, dy=1.000 mm
Maximum value of SAR (interpolated) = 0.161 W/kg

Body Back/LTE Band 41 50%RB Mid/Zoom Scan (7x7x7)/Cube 0: Measurement grid: dx=5mm, dy=5mm, dz=5mm
Reference Value = 6.304 V/m; Power Drift = 0.09 dB
Peak SAR (extrapolated) = 0.276 W/kg
SAR(1 g) = 0.156 W/kg; SAR(10 g) = 0.102 W/kg
Maximum value of SAR (measured) = 0.162 W/kg

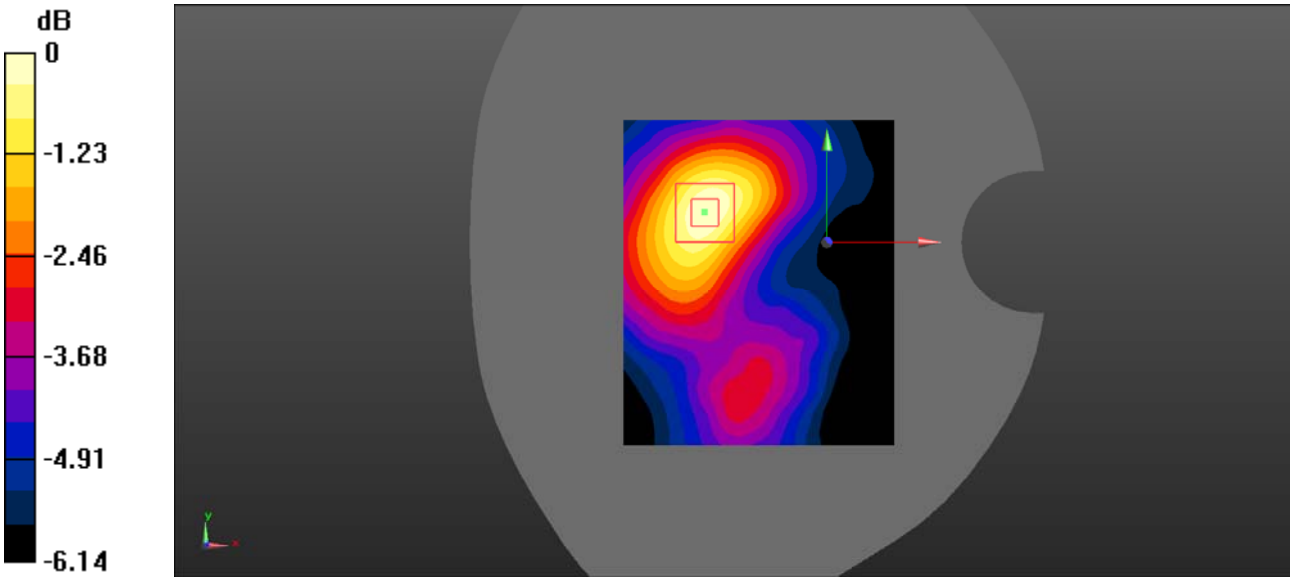

0 dB = 0.162 W/kg = -7.90 dBW/kg

Test Plot 93: WLAN 2.4G_Face Up_Mid

DUT: PoC Radio; Type: PNC380; Serial: RDG200109003-SA-S2

Communication System: UID 0, 2.4G DTS (0); Frequency: 2437 MHz;Duty Cycle: 1:1
Medium parameters used (interpolated): f = 2437 MHz; σ = 1.813 S/m; ε_r = 40.989; ρ = 1000 kg/m^3
Phantom section: Flat Section

DASY5 Configuration:

- Probe: EX3DV4 - SN7520; ConvF(7.57, 7.57, 7.57) @ 2437 MHz;
- Sensor-Surface: 4mm (Mechanical Surface Detection)
- Electronics: DAE4 Sn1561; Calibrated: 9/13/2019
- Phantom: SAM-Twin V8.0 P1aP2a; Type: QD 000 P41 AA ; Serial: 1962
- Measurement SW: DASY52, Version 52.10 (2);

Face Up/WLAN 802.11b Mid/Area Scan (111x131x1): Interpolated grid: dx=1.000 mm, dy=1.000 mm
Maximum value of SAR (interpolated) = 0.0285 W/kg

Face Up/WLAN 802.11b Mid/Zoom Scan (7x7x7)/Cube 0: Measurement grid: dx=5mm, dy=5mm, dz=5mm
Reference Value = 2.970 V/m; Power Drift = 0.08 dB
Peak SAR (extrapolated) = 0.0520 W/kg
SAR(1 g) = 0.030 W/kg; SAR(10 g) = 0.023 W/kg
Maximum value of SAR (measured) = 0.0309 W/kg

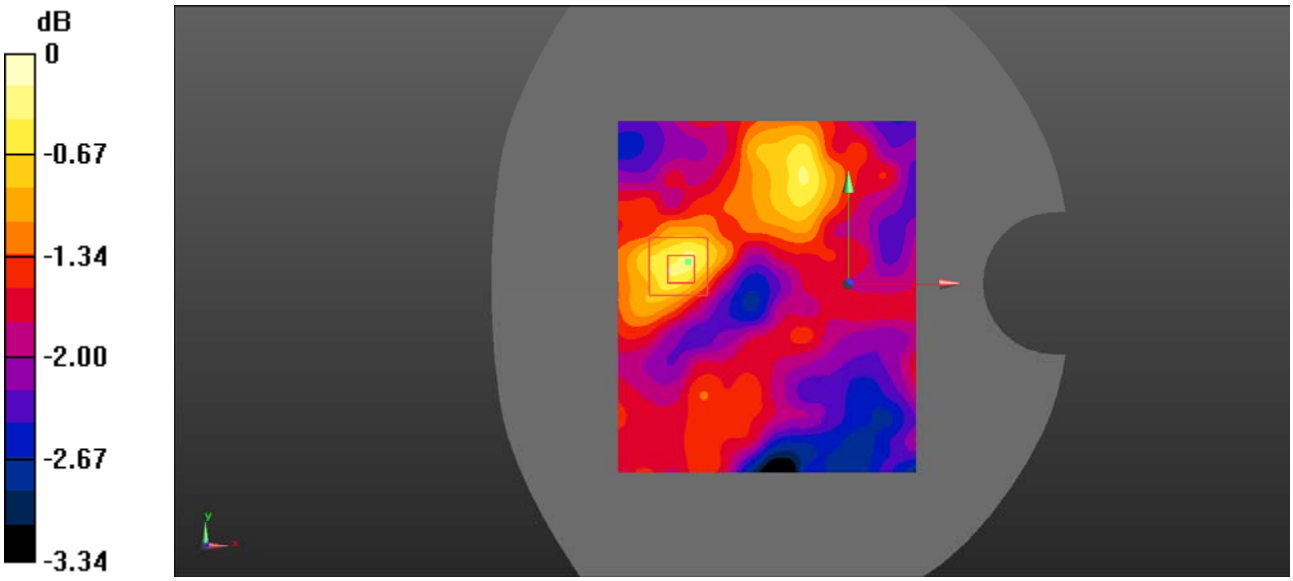

0 dB = 0.0309 W/kg = -15.10 dBW/kg

Test Plot 94: WLAN 2.4G_Body Back_Low

DUT: PoC Radio; Type: PNC380; Serial: RDG200109003-SA-S2

Communication System: UID 0, 2.4G DTS (0); Frequency: 2412 MHz;Duty Cycle: 1:1
Medium parameters used (interpolated): f = 2412 MHz; σ = 1.793 S/m; ε_r = 41.025; ρ = 1000 kg/m^3
Phantom section: Flat Section

DASY5 Configuration:

- Probe: EX3DV4 - SN7520; ConvF(7.57, 7.57, 7.57) @ 2412 MHz;
- Sensor-Surface: 4mm (Mechanical Surface Detection)
- Electronics: DAE4 Sn1561; Calibrated: 2019/09/13
- Phantom: SAM-Twin V8.0 P1aP2a; Type: QD 000 P41 AA ; Serial: 1962
- Measurement SW: DASY52, Version 52.10 (2);

Body Back/WLAN 802.11b Low/Area Scan (91x121x1): Interpolated grid: dx=1.000 mm, dy=1.000 mm
Maximum value of SAR (interpolated) = 0.133 W/kg

Body Back/WLAN 802.11b Low/Zoom Scan (7x7x7)/Cube 0: Measurement grid: dx=5mm, dy=5mm, dz=5mm
Reference Value = 6.237 V/m; Power Drift = 0.06 dB
Peak SAR (extrapolated) = 0.203 W/kg
SAR(1 g) = 0.121 W/kg; SAR(10 g) = 0.072 W/kg
Maximum value of SAR (measured) = 0.132 W/kg

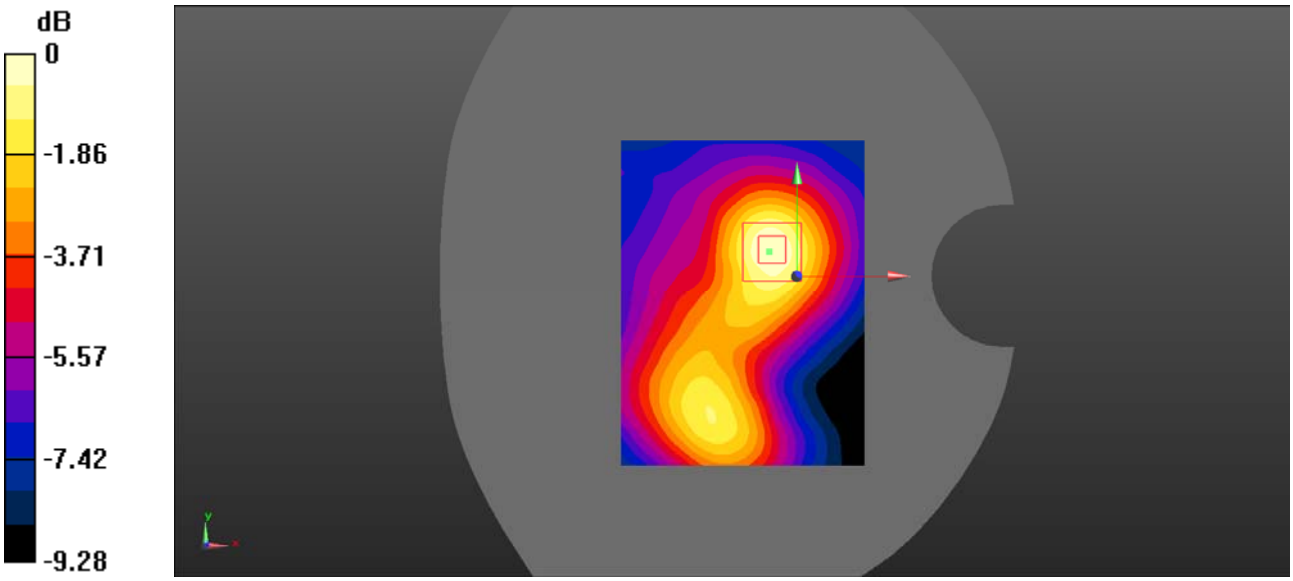

0 dB = 0.132 W/kg = -8.79 dBW/kg

Test Plot 95: WLAN 2.4G_Body Back_Mid

DUT: PoC Radio; Type: PNC380; Serial: RDG200109003-SA-S2

Communication System: UID 0, 2.4G DTS (0); Frequency: 2437 MHz;Duty Cycle: 1:1
Medium parameters used (interpolated): f = 2437 MHz; σ = 1.813 S/m; ε_r = 40.989; ρ = 1000 kg/m^3
Phantom section: Flat Section

DASY5 Configuration:

- Probe: EX3DV4 - SN7520; ConvF(7.57, 7.57, 7.57) @ 2437 MHz;
- Sensor-Surface: 4mm (Mechanical Surface Detection)
- Electronics: DAE4 Sn1561; Calibrated: 2019/09/13
- Phantom: SAM-Twin V8.0 P1aP2a; Type: QD 000 P41 AA ; Serial: 1962
- Measurement SW: DASY52, Version 52.10 (2);

Body Back/WLAN 802.11b Mid/Area Scan (91x121x1): Interpolated grid: dx=1.000 mm, dy=1.000 mm
Maximum value of SAR (interpolated) = 0.150 W/kg

Body Back/WLAN 802.11b Mid/Zoom Scan (7x7x7)/Cube 0: Measurement grid: dx=5mm, dy=5mm, dz=5mm
Reference Value = 6.861 V/m; Power Drift = -0.06 dB
Peak SAR (extrapolated) = 0.229 W/kg
SAR(1 g) = 0.134 W/kg; SAR(10 g) = 0.080 W/kg
Maximum value of SAR (measured) = 0.145 W/kg

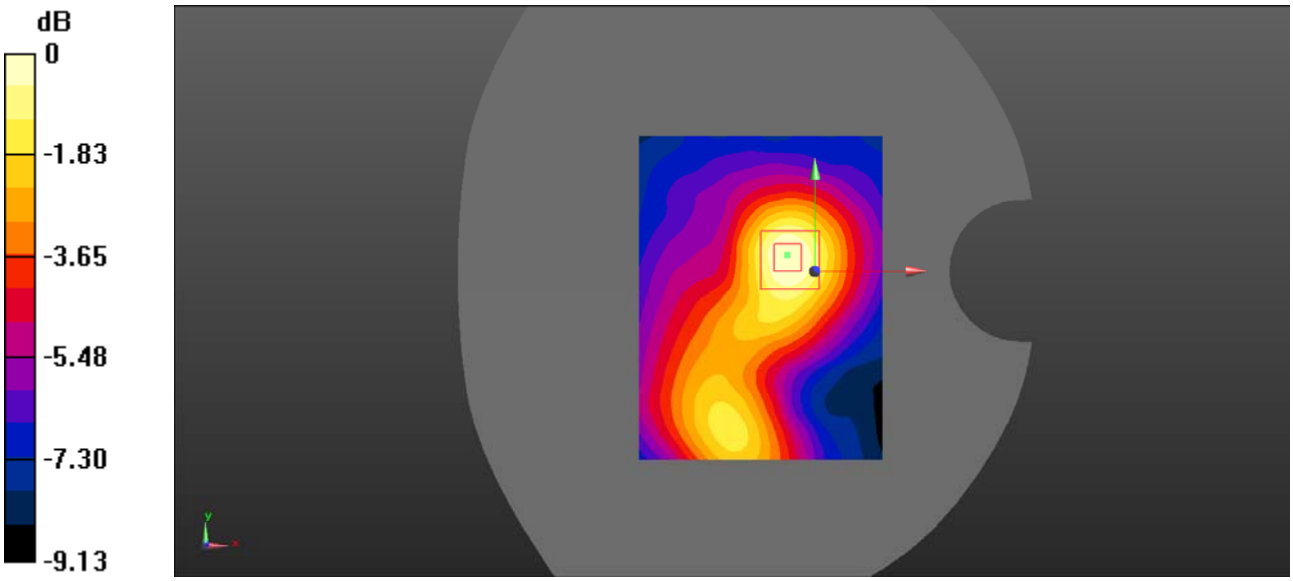

0 dB = 0.145 W/kg = -8.39 dBW/kg

Test Plot 96: WLAN 2.4G_Body Back_High

DUT: PoC Radio; Type: PNC380; Serial: RDG200109003-SA-S2

Communication System: UID 0, 2.4G DTS (0); Frequency: 2462 MHz;Duty Cycle: 1:1
Medium parameters used (interpolated): f = 2462 MHz; σ = 1.832 S/m; ε_r = 40.953; ρ = 1000 kg/m^3
Phantom section: Flat Section

DASY5 Configuration:

- Probe: EX3DV4 - SN7520; ConvF(7.57, 7.57, 7.57) @ 2462 MHz;
- Sensor-Surface: 4mm (Mechanical Surface Detection)
- Electronics: DAE4 Sn1561; Calibrated: 2019/09/13
- Phantom: SAM-Twin V8.0 P1aP2a; Type: QD 000 P41 AA ; Serial: 1962
- Measurement SW: DASY52, Version 52.10 (2);

Body Back/WLAN 802.11b High/Area Scan (91x121x1): Interpolated grid: dx=1.000 mm, dy=1.000 mm
Maximum value of SAR (interpolated) = 0.142 W/kg

Body Back/WLAN 802.11b High/Zoom Scan (7x7x7)/Cube 0: Measurement grid: dx=5mm, dy=5mm, dz=5mm
Reference Value = 5.270 V/m; Power Drift = 0.12 dB
Peak SAR (extrapolated) = 0.215 W/kg
SAR(1 g) = 0.126 W/kg; SAR(10 g) = 0.075 W/kg
Maximum value of SAR (measured) = 0.135 W/kg

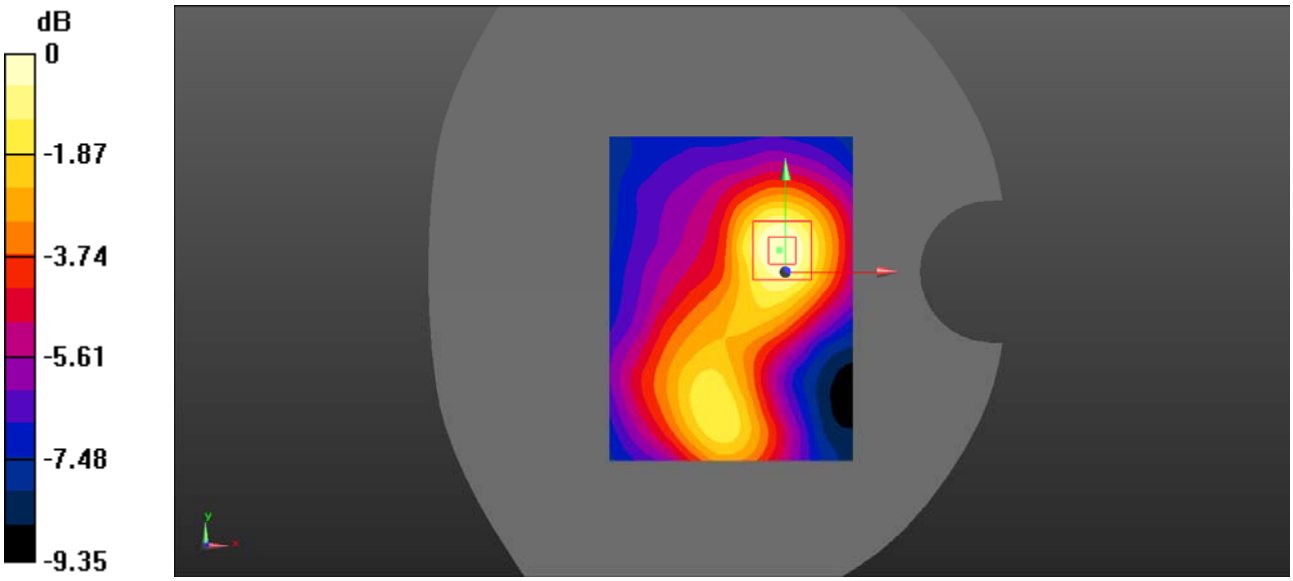

0 dB = 0.135 W/kg = -8.70 dBW/kg

Test Plot 97: WLAN 5.2G_Body Back_Low

DUT: PoC Radio; Type: PNC380; Serial: RDG200109003-SA-S2

Communication System: UID 0, 5.2G WiFi (0); Frequency: 5180 MHz;Duty Cycle: 1:1
Medium parameters used (interpolated): f = 5180 MHz; σ = 4.688 S/m; εr = 36.964; ρ = 1000 kg/m^3
Phantom section: Flat Section

DASY5 Configuration:

- Probe: EX3DV4 - SN7520; ConvF(5.51, 5.51, 5.51) @ 5180 MHz;
- Sensor-Surface: 2mm (Mechanical Surface Detection)
- Electronics: DAE4 Sn1561; Calibrated: 2019/09/13
- Phantom: SAM-Twin V8.0 P1aP2a; Type: QD 000 P41 AA ; Serial: 1962
- Measurement SW: DASY52, Version 52.10 (2);

Body Back/WLAN 5.2G 802.11a Low/Area Scan (101x111x1): Interpolated grid: dx=1.000 mm, dy=1.000 mm
Maximum value of SAR (interpolated) = 0.162 W/kg

Body Back/WLAN 5.2G 802.11a Low/Zoom Scan (8x8x12)/Cube 0: Measurement grid: dx=4mm, dy=4mm, dz=2mm
Reference Value = 3.263 V/m; Power Drift = 0.10 dB
Peak SAR (extrapolated) = 0.292 W/kg
SAR(1 g) = 0.110 W/kg; SAR(10 g) = 0.071 W/kg
Maximum value of SAR (measured) = 0.160 W/kg

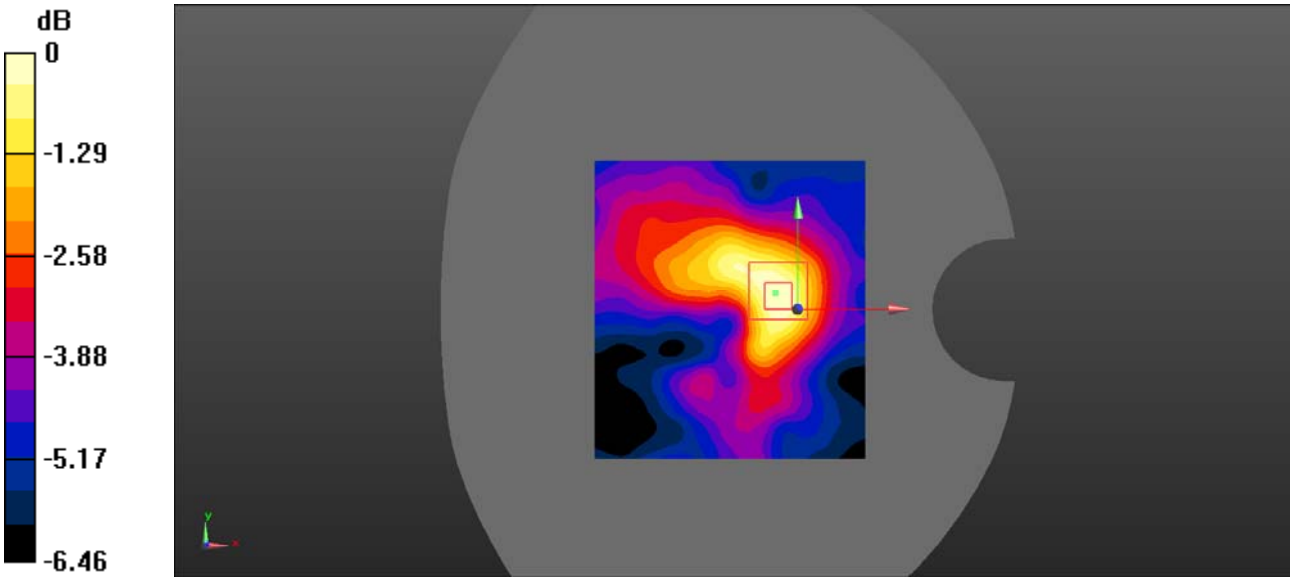

0 dB = 0.160 W/kg = -7.96 dBW/kg

Test Plot 98: WLAN 5.2G_Body Back_Mid

DUT: PoC Radio; Type: PNC380; Serial: RDG200109003-SA-S2

Communication System: UID 0, 5.2G WiFi (0); Frequency: 5200 MHz;Duty Cycle: 1:1
Medium parameters used: f = 5200 MHz; σ = 4.702 S/m; εr = 35.731; ρ = 1000 kg/m^3
Phantom section: Flat Section

DASY5 Configuration:

- Probe: EX3DV4 - SN7520; ConvF(5.51, 5.51, 5.51) @ 5200 MHz;
- Sensor-Surface: 2mm (Mechanical Surface Detection)
- Electronics: DAE4 Sn1561; Calibrated: 2019/09/13
- Phantom: SAM-Twin V8.0 P1aP2a; Type: QD 000 P41 AA ; Serial: 1962
- Measurement SW: DASY52, Version 52.10 (2);

Body Back/WLAN 5.2G 802.11a Mid/Area Scan (101x111x1): Interpolated grid: dx=1.000 mm, dy=1.000 mm
Maximum value of SAR (interpolated) = 0.161 W/kg

Body Back/WLAN 5.2G 802.11a Mid/Zoom Scan (8x8x12)/Cube 0: Measurement grid: dx=4mm, dy=4mm, dz=2mm
Reference Value = 3.378 V/m; Power Drift = 0.11 dB
Peak SAR (extrapolated) = 0.266 W/kg
SAR(1 g) = 0.108 W/kg; SAR(10 g) = 0.071 W/kg
Maximum value of SAR (measured) = 0.161 W/kg

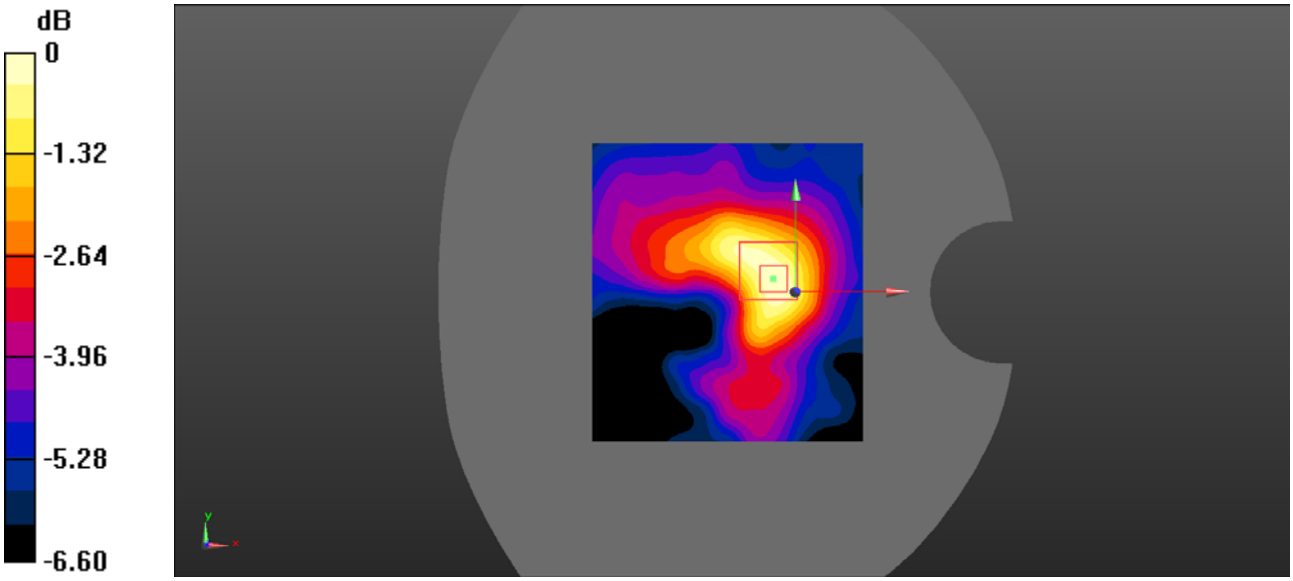

0 dB = 0.161 W/kg = -7.93 dBW/kg

Test Plot 99: WLAN 5.2G_Body Back_High

DUT: PoC Radio; Type: PNC380; Serial: RDG200109003-SA-S2

Communication System: UID 0, 5.2G WiFi (0); Frequency: 5240 MHz;Duty Cycle: 1:1
Medium parameters used (interpolated): f = 5240 MHz; σ = 4.711 S/m; ε_r = 35.11; ρ = 1000 kg/m^3
Phantom section: Flat Section

DASY5 Configuration:

- Probe: EX3DV4 - SN7520; ConvF(5.51, 5.51, 5.51) @ 5240 MHz;
- Sensor-Surface: 2mm (Mechanical Surface Detection)
- Electronics: DAE4 Sn1561; Calibrated: 2019/09/13
- Phantom: SAM-Twin V8.0 P1aP2a; Type: QD 000 P41 AA ; Serial: 1962
- Measurement SW: DASY52, Version 52.10 (2);

Body Back/WLAN 5.2G 802.11a High/Area Scan (101x111x1): Interpolated grid: dx=1.000 mm, dy=1.000 mm
Maximum value of SAR (interpolated) = 0.159 W/kg

Body Back/WLAN 5.2G 802.11a High/Zoom Scan (8x8x12)/Cube 0: Measurement grid: dx=4mm, dy=4mm, dz=2mm
Reference Value = 3.488 V/m; Power Drift = 0.12 dB
Peak SAR (extrapolated) = 0.328 W/kg
SAR(1 g) = 0.112 W/kg; SAR(10 g) = 0.073 W/kg
Maximum value of SAR (measured) = 0.160 W/kg

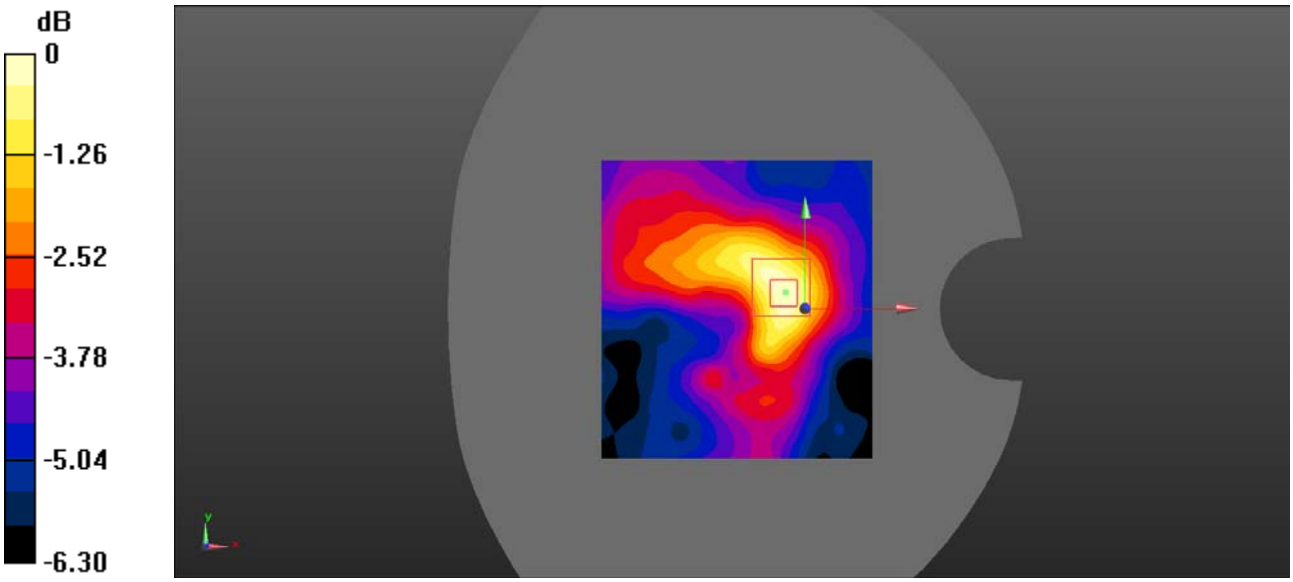

0 dB = 0.160 W/kg = -7.96 dBW/kg

Test Plot 100: WLAN 5.6G_Body Back_Low

DUT: PoC Radio; Type: PNC380; Serial: RDG200109003-SA-S2

Communication System: UID 0, 5.6G WiFi (0); Frequency: 5500 MHz;Duty Cycle: 1:1
Medium parameters used: f = 5500 MHz; σ = 4.715 S/m; εr = 36.099; ρ = 1000 kg/m^3
Phantom section: Flat Section

DASY5 Configuration:

- Probe: EX3DV4 - SN7520; ConvF(4.85, 4.85, 4.85) @ 5500 MHz;
- Sensor-Surface: 2mm (Mechanical Surface Detection)
- Electronics: DAE4 Sn1561; Calibrated: 2019/09/13
- Phantom: SAM-Twin V8.0 P1aP2a; Type: QD 000 P41 AA ; Serial: 1962
- Measurement SW: DASY52, Version 52.10 (2);

Body Back/WLAN 5.6G 802.11a Low/Area Scan (101x111x1): Interpolated grid: dx=1.000 mm, dy=1.000 mm
Maximum value of SAR (interpolated) = 0.236 W/kg

Body Back/WLAN 5.6G 802.11a Low/Zoom Scan (8x8x12)/Cube 0: Measurement grid: dx=4mm, dy=4mm, dz=2mm
Reference Value = 4.429 V/m; Power Drift = 0.02 dB
Peak SAR (extrapolated) = 0.420 W/kg
SAR(1 g) = 0.166 W/kg; SAR(10 g) = 0.114 W/kg
Maximum value of SAR (measured) = 0.233 W/kg

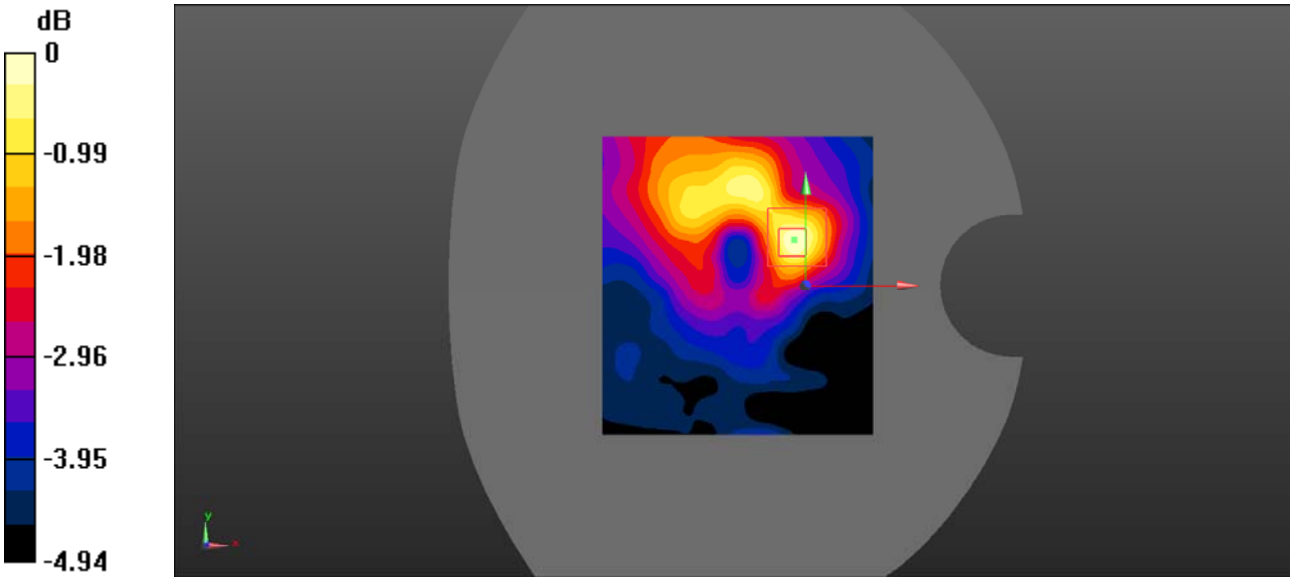

0 dB = 0.233 W/kg = -6.33 dBW/kg

Test Plot 101: WLAN 5.6G_Body Back_Mid

DUT: PoC Radio; Type: PNC380; Serial: RDG200109003-SA-S2

Communication System: UID 0, 5.6G WiFi (0); Frequency: 5580 MHz;Duty Cycle: 1:1
Medium parameters used (interpolated): f = 5580 MHz; σ = 4.732 S/m; εr = 35.846; ρ = 1000 kg/m^3
Phantom section: Flat Section

DASY5 Configuration:

- Probe: EX3DV4 - SN7520; ConvF(4.85, 4.85, 4.85) @ 5580 MHz;
- Sensor-Surface: 2mm (Mechanical Surface Detection)
- Electronics: DAE4 Sn1561; Calibrated: 2019/09/13
- Phantom: SAM-Twin V8.0 P1aP2a; Type: QD 000 P41 AA ; Serial: 1962
- Measurement SW: DASY52, Version 52.10 (2);

Body Back/WLAN 5.6G 802.11a Mid/Area Scan (101x111x1): Interpolated grid: dx=1.000 mm, dy=1.000 mm
Maximum value of SAR (interpolated) = 0.209 W/kg

Body Back/WLAN 5.6G 802.11a Mid/Zoom Scan (8x8x12)/Cube 0: Measurement grid: dx=4mm, dy=4mm, dz=2mm
Reference Value = 3.003 V/m; Power Drift = 0.13 dB
Peak SAR (extrapolated) = 0.371 W/kg
SAR(1 g) = 0.138 W/kg; SAR(10 g) = 0.089 W/kg
Maximum value of SAR (measured) = 0.207 W/kg

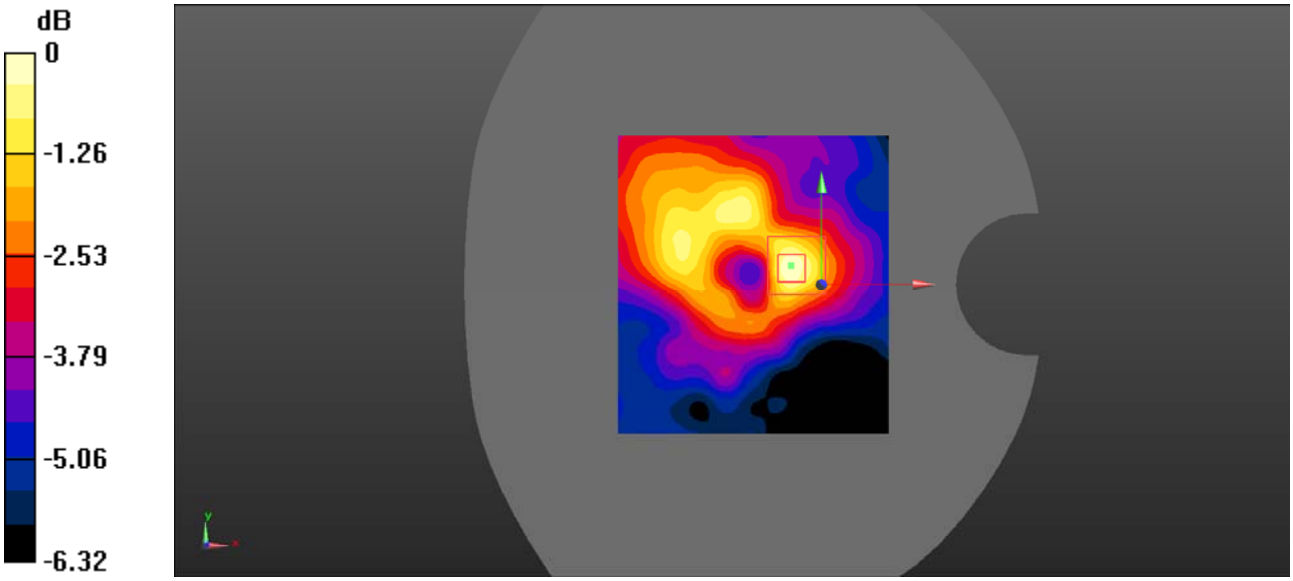

0 dB = 0.207 W/kg = -6.84 dBW/kg

Test Plot 102: WLAN 5.6G_Body Back_High

DUT: PoC Radio; Type: PNC380; Serial: RDG200109003-SA-S2

Communication System: UID 0, 5.6G WiFi (0); Frequency: 5700 MHz;Duty Cycle: 1:1
Medium parameters used: f = 5700 MHz; σ = 4.922 S/m; εr = 35.617; ρ = 1000 kg/m^3
Phantom section: Flat Section

DASY5 Configuration:

- Probe: EX3DV4 - SN7520; ConvF(4.85, 4.85, 4.85) @ 5700 MHz;
- Sensor-Surface: 2mm (Mechanical Surface Detection)
- Electronics: DAE4 Sn1561; Calibrated: 2019/09/13
- Phantom: SAM-Twin V8.0 P1aP2a; Type: QD 000 P41 AA ; Serial: 1962
- Measurement SW: DASY52, Version 52.10 (2);

Body Back/WLAN 5.6G 802.11a High/Area Scan (101x111x1): Interpolated grid: dx=1.000 mm, dy=1.000 mm
Maximum value of SAR (interpolated) = 0.159 W/kg

Body Back/WLAN 5.6G 802.11a High/Zoom Scan (8x8x12)/Cube 0: Measurement grid: dx=4mm, dy=4mm, dz=2mm
Reference Value = 3.236 V/m; Power Drift = 0.05 dB
Peak SAR (extrapolated) = 0.268 W/kg
SAR(1 g) = 0.102 W/kg; SAR(10 g) = 0.072 W/kg
Maximum value of SAR (measured) = 0.145 W/kg

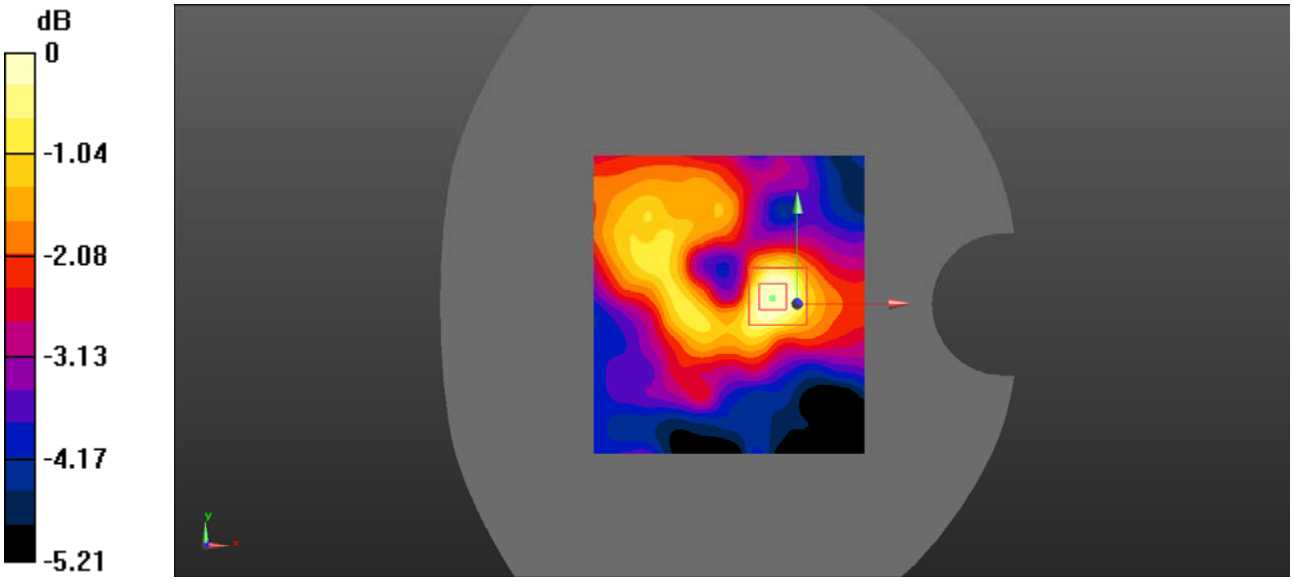

0 dB = 0.145 W/kg = -8.39 dBW/kg

Test Plot 103: WLAN 5.8G_Body Back_Low

DUT: PoC Radio; Type: PNC380; Serial: RDG200109003-SA-S2

Communication System: UID 0, 5.8G Wi-Fi (0); Frequency: 5745 MHz;Duty Cycle: 1:1
Medium parameters used (interpolated): f = 5745 MHz; σ = 4.962 S/m; ε_r = 36.85; ρ = 1000 kg/m^3
Phantom section: Flat Section

DASY5 Configuration:

- Probe: EX3DV4 - SN7520; ConvF(5, 5, 5) @ 5745 MHz;
- Sensor-Surface: 2mm (Mechanical Surface Detection)
- Electronics: DAE4 Sn1561; Calibrated: 2019/09/13
- Phantom: SAM-Twin V8.0 P1aP2a; Type: QD 000 P41 AA ; Serial: 1962
- Measurement SW: DASY52, Version 52.10 (2);

Body Back/WLAN 5.8G 802.11a Low/Area Scan (101x111x1): Interpolated grid: dx=1.000 mm, dy=1.000 mm
Maximum value of SAR (interpolated) = 0.140 W/kg

Body Back/WLAN 5.8G 802.11a Low/Zoom Scan (8x8x12)/Cube 0: Measurement grid: dx=4mm, dy=4mm, dz=2mm
Reference Value = 4.511 V/m; Power Drift = -0.16 dB
Peak SAR (extrapolated) = 0.406 W/kg
SAR(1 g) = 0.110 W/kg; SAR(10 g) = 0.097 W/kg
Maximum value of SAR (measured) = 0.130 W/kg

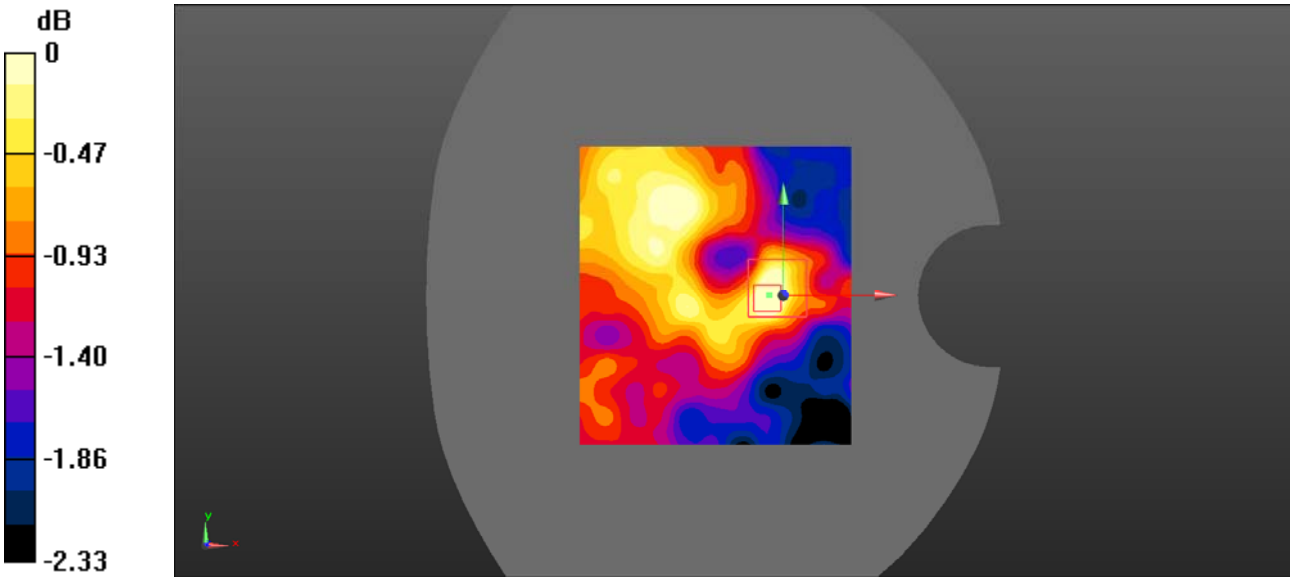

0 dB = 0.130 W/kg = -8.86 dBW/kg

Test Plot 104: WLAN 5.8G_Body Back_Mid

DUT: PoC Radio; Type: PNC380; Serial: RDG200109003-SA-S2

Communication System: UID 0, 5.8G Wi-Fi (0); Frequency: 5785 MHz;Duty Cycle: 1:1
Medium parameters used (interpolated): f = 5785 MHz; σ = 4.998 S/m; εr = 35.859; ρ = 1000 kg/m^3
Phantom section: Flat Section

DASY5 Configuration:

- Probe: EX3DV4 - SN7520; ConvF(5, 5, 5) @ 5785 MHz;
- Sensor-Surface: 2mm (Mechanical Surface Detection)
- Electronics: DAE4 Sn1561; Calibrated: 2019/09/13
- Phantom: SAM-Twin V8.0 P1aP2a; Type: QD 000 P41 AA ; Serial: 1962
- Measurement SW: DASY52, Version 52.10 (2);

Body Back/WLAN 5.8G 802.11a Mid/Area Scan (101x111x1): Interpolated grid: dx=1.000 mm, dy=1.000 mm
Maximum value of SAR (interpolated) = 0.151 W/kg

Body Back/WLAN 5.8G 802.11a Mid/Zoom Scan (8x8x12)/Cube 0: Measurement grid: dx=4mm, dy=4mm, dz=2mm
Reference Value = 4.320 V/m; Power Drift = 0.07 dB
Peak SAR (extrapolated) = 0.201 W/kg
SAR(1 g) = 0.124 W/kg; SAR(10 g) = 0.111 W/kg
Maximum value of SAR (measured) = 0.146 W/kg

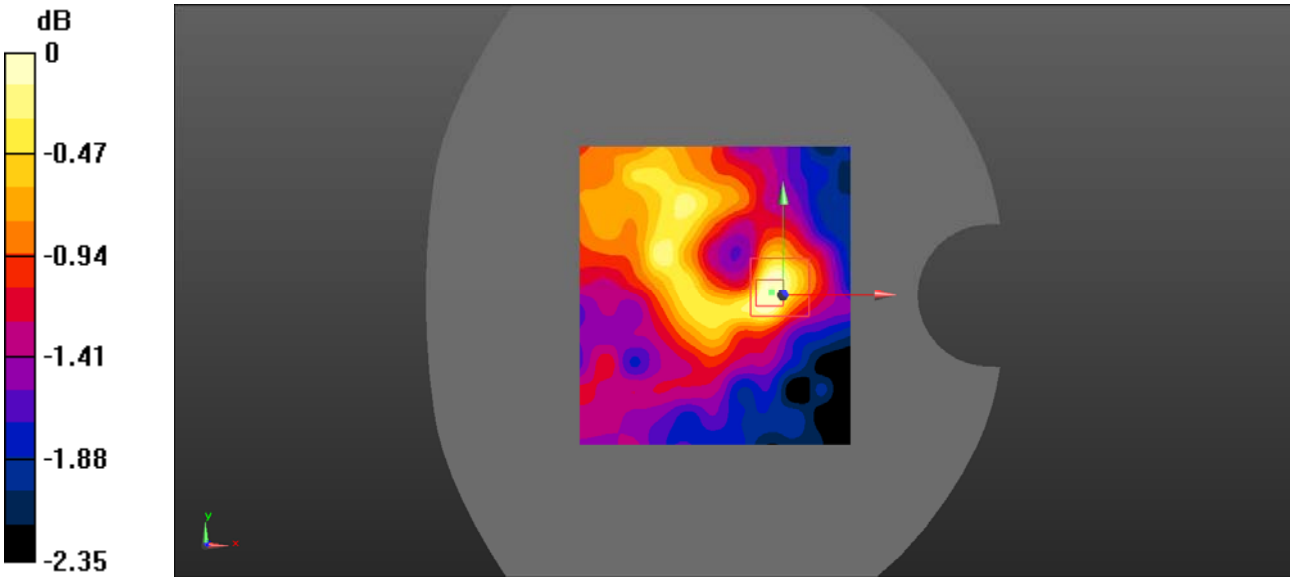

0 dB = 0.146 W/kg = -8.36 dBW/kg

Test Plot 105: WLAN 5.8G_Body Back_High

DUT: PoC Radio; Type: PNC380; Serial: RDG200109003-SA-S2

Communication System: UID 0, 5.8G Wi-Fi (0); Frequency: 5825 MHz;Duty Cycle: 1:1
Medium parameters used (interpolated): f = 5825 MHz; σ = 5.126 S/m; ε_r = 36.067; ρ = 1000 kg/m^3
Phantom section: Flat Section

DASY5 Configuration:

- Probe: EX3DV4 - SN7520; ConvF(5, 5, 5) @ 5825 MHz;
- Sensor-Surface: 2mm (Mechanical Surface Detection)
- Electronics: DAE4 Sn1561; Calibrated: 2019/09/13
- Phantom: SAM-Twin V8.0 P1aP2a; Type: QD 000 P41 AA ; Serial: 1962
- Measurement SW: DASY52, Version 52.10 (2);

Body Back/WLAN 5.8G 802.11a High/Area Scan (101x111x1): Interpolated grid: dx=1.000 mm, dy=1.000 mm
Maximum value of SAR (interpolated) = 0.106 W/kg

Body Back/WLAN 5.8G 802.11a High/Zoom Scan (8x8x12)/Cube 0: Measurement grid: dx=4mm, dy=4mm, dz=2mm
Reference Value = 4.045 V/m; Power Drift = 0.18 dB
Peak SAR (extrapolated) = 0.325 W/kg
SAR(1 g) = 0.090 W/kg; SAR(10 g) = 0.081 W/kg
Maximum value of SAR (measured) = 0.102 W/kg

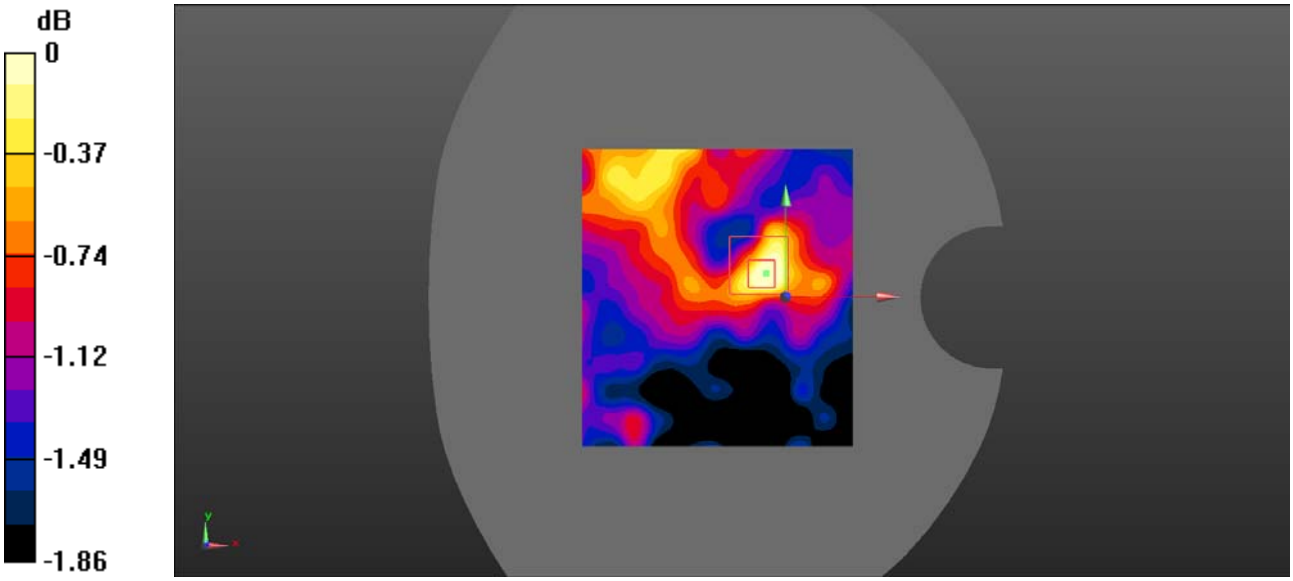

0 dB = 0.102 W/kg = -9.91 dBW/kg