HOTT
since 1993

H101 TRUE WIRELESS EARBUDS

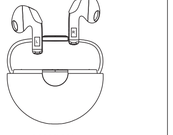

MANUAL

Please read this manual
carefully before using the headphones

PACKING LIST

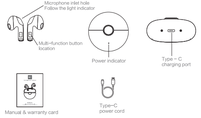

PRODUCT INTRODUCTION

(1)Except for the operation methods specifically marked in the manual,please do not try to disassemble or replace any parts in the earbuds。
(2)Don’ t put the earbuds in the water or any others liquid,The earbuds are not waterproof。
(3)If any liquid enters the product by accidentally,please disconnect and remove the connection immediately。
(4)Please make sure that there is no water on your hands when Installing or uninstalling the product to avoid electric shock 。
(5)Do not put the product near by the heat source or expose it to the fire source directly。
(6)Do not put the product in the environment with strong electromagnetic force, otherwise it will cause product malfunction。

Product specification

Bluetooth range：≥10M
Earbuds battery capacity: 30 mAh
Duration: about 4 hours (headset)
Charging time: about 1 hour (headset)
Rated input: 5V⎓ 30mA

Charging box specifications

Battery capacity: 320mAh
Charging time: about 1.5 hours
Rated input: 5V ⎓ 320mA
(All technical information is subject to actual performance)

Charge the charging box
Connect the charging box to the 5V power adapter with the Type-C charging cable
(Reminder: Open or close the charging box, if the red light breathing effect appears, please timely Charge the charging box.)

Rated input: 5V ⎓ 30mA(headset) 5V ⎓ 300mA(charging case)

LED Indicator Status

The headset	Put the headphones in the charging case,	Pairing status: blue light flash Charging state: the blue light is always on Fully charged: Lights off
	Automatically charge the headset	Charging completed: Lights off Music/Call Status: Lights off Low power: Lights off
Charging box	Use the supplied charging cable	Charge the charging box: the red light flashes Fully charged: the red light is always on charging box.
	Connect power to charge	The red light is always on after charging. The box is full of electricity.
Charging box	Normal power	When the cover is opened or closed, the blue light will light up for about 25 seconds
	Low battery	When the cap is opened or closed, the flashing red light will be extinguished for about 25 seconds

Product Operation Instructions

1 Boot
Method 1: Open the cover of the charging box and start the headset automatically;

2 to turn it off
Mode 1: Put the earphone back into the charging box and automatically shut down;
Mode 2: When the device is not connected to the smart device, the earphone will shut down automatically after 3 minutes

3 pairs
Method 1: After the earphone is taken out of the charging box, the left and right earphones will start up and pair automatically.
Two: Open the Bluetooth list of smart devices, search for " H101 " and Connection (support for single ear use).

■ The operation of the touch button

Music Play Mode
■ Left/right headset operation

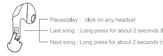

Volume set
■ Left/right headset operation

Call mode
■ Left/right headset operation

Voice assistant
■ In addition to the call state, about three press the headphone touch button to activate the voice assistant function(Support of connected smart devices is required)

THE NAME AND CONTENT OF HARMFUL SUBSTANCES IN THE EARBUDS

Names	Harmful Substances				
	Pb	Hg	Cd	Cr(VI)	PBB	PBDE
PCBA components	○	○	○	○	○	○
Structural components	○	○	○	○	○	○

This form is compiled in accordance with SJ/T 11364。
○: Indicates that the content of the hazardous substance in all homogeneous materials of the part is in below the limit required by GB/T 26572。
×: Indicates that the content of the hazardous substance at least in a certain homogeneous material of the part exceeds The limit requirements specified in GB/T 26572。
The parts marked with "X" on the form are all harmful due to the limitations of global technological developments, Substitution of substances。

Printed circuit board components: Including printed circuit boards and their parts, electronic components, etc., and depending on the product model, the earbuds you purchased may not contain all the above components。

Electronic and electrical products sold in the People’ s Republic of China must mark this Logo, the number in the logo represents the product under normal use Environmental protection use period。

WARRANTY STATEMENT

Disclaimer
This user manual does not have any form of guarantee,position expression or other implication。
The mentioned products,specifications and information are for reference only,and the content will also be updated on the web at any time without additional separate notice

Warranty statement
The product attached to this document is guaranteed as follows if the product is twelve (12) months from the date of purchase("Warranty Period") under normal conditions of use due to quality defects damaged,can be repaired,Free repair,free replacement If the manufacturer confirms that it cannot be repaired, repaired or replaced product,Continue to enjoy the warranty during the remaining warranty period (the shortest not less than 30 days),Purchased by sale the ticket date shall prevail If the purchase date cannot be determined,the warranty period shall be 13 (13) Monthly calculation。
If you apply for a warranty,please call the product service hotline first and execute it in the manner instructed by us,When applying for warranty,you need to provide an accurate,complete and clearly filled out valid sales invoice,The above guarantee does not apply to the following situations:
1. ①Exceeding the validity period of the three packs;
2. ②Altering the warranty card and product code does not match the product body;
3. ③Causes caused by misuse,abuse or improper transportation,use,maintenance or storage obstacles or damage;
4. ④Failure or damage caused by force majeure (such as earthquake,war,disaster,etc.) or accident bad;
5. ⑤The zipper and lower buckle are damaged due to excessive force;
6. ⑥Disconnection or tearing caused by excessive load;

Any changes or modifications not expressly approved by the party responsible for compliance could void the user’s authority to operate this equipment.
This device complies with Part 15 of the FCC Rules. Operation is subject to the following two conditions:
(1) This device may not cause harmful interference, and
(2) This device must accept any interference received, including interference that may cause undesired operation.
This device and its antenna(s) must not be co-located or operating in conjunction with any other antenna or transmitter.

NOTE:
This equipment has been tested and found to comply with the limits for a Class B digital device, pursuant to Part 15 of the FCC Rules. These limits are designed to provide reasonable protection against harmful interference in a residential installation. This equipment generates, uses and can radiate radio frequency energy and, if not installed and used in accordance with the instructions, may cause harmful interference to radio communications. However, there is no guarantee that interference will not occur in a particular installation.
If this equipment does cause harmful interference to radio or television reception, which can be determined by turning the equipment off and on, the user is encouraged to try to correct the interference by one or more of the following measures:
-- Reorient or relocate the receiving antenna.
-- Increase the separation between the equipment and receiver.
-- Connect the equipment into an outlet on a circuit different
from that to which the receiver is connected.
-- Consult the dealer or an experienced radio/TV technician for help.
The device has been evaluated to meet general RF exposure requirement. The device can be used in portable exposure condition without restriction
FCC ID: Y82-H101
Because the earbus is too small, the FCC ID number can only be printed on the charging box.

WARRANTY STATEMENT

1.Any damage caused by sharp objects;
2.Products with signs of burning of flooding；
3.Damage caused by unauthorized disassembly;
10.Aging,discoloration,abrasion,rupture and other losses that occur during the normal use of the product.
Warranty statement
11.If the original identification label of the product is changed or damaged,this guarantee will become invalid。
The completeness and appearance of the product and accompanying materials are not within the scope of the guarantee,You should check on the spot and raise objections to any discrepancies。

Contact Us

HONGFUTAI E-TECH(SHENZHEN)CO.,LIMITED
http://hott.net.cn
ADD:4F, No.17, Xinxing Industrial Park, Xinhe Community, Fuhai Street, Baoan District, Shenzhen 518103, China.

U.S.A Service Center
Toll-free: 1-866-468-8280(09:00~17:30) E-mail: service@hott.net.cn
HOTT Corp Customer Service: LCHF-HOTT 13620 Benson Ave. Ste B Chino, CA 91710-5201.

Germany Service Center
Toll-free: +49 7171 87071055(9:00~17:00) E-mail: info.eu@hott.net.cn
Address: Rolf-Michael Pohl Kärnberg(ra)Ste 36 73525 Schwäbisch Gmünd.