BOSCH

Hildesheim
27 September 2018

From	Our Reference	Tel

Report

Issue Confidential
Topic **A-IVI Scope 2 Internal Pictures**
Description Pictures of PCBs used in A-IVI Scope 2 units

Product Type:	Radio-Navigation-System
Model Names:	AIVIB12P0
Brand:	Robert Bosch Car Multimedia GmbH

Bosch Confidential

BOSCH

Hildesheim
27 September 2018

From	Our Reference	Tel

Report

Issue Confidential

Topic A-IVI Scope 2 Internal Pictures

Contend

1 Pictures of disassembly 3
2 Main PCB 5
2.1 Main PCB "B" V02 5
2.1.1 Main PCB "B" V02 Top side Rest of World insertion 5
2.1.2 Main PCB "B" V02 Bottom side Rest of World insertion 6
3 XM Module (all US / CAN variants) 7
4 Switch PCBs 8
4.1 Switch PCB "B12P" 8
4.1.1 Switch PCB "B12P" Top side 8
4.1.2 Switch PCB "B12P" Bottom side 9
5 Bluetooth/Wi-Fi Module (all variants) 10
5.1 Bluetooth/Wi-Fi Module without Shielding (all variants) 10
5.2 Bluetooth/Wi-Fi Module bottom side 11
6 Sub PCBs 12
6.1 Sub PCB "R" 12
6.1.1 Sub PCB "R" Top side 12
6.1.2 Sub PCB "R" Bottom side 13

Bosch Confidential

Hildesheim
27 September 2018

From	Our Reference	Tel

Report

Issue Confidential

Topic A-IVI Scope 2 Internal Pictures

1 Pictures of disassembly



Bo ual

Hildesheim
27 September 2018

From	Our Reference	Tel

Report

Issue Confidential

Topic A-IVI Scope 2 Internal Pictures

Bo al

Hildesheim
27 September 2018

From	Our Reference	Tel

Report
Issue Confidential
Topic A-IVI Scope 2 Internal Pictures

2 Main PCB

2.1 Main PCB "B" V02

Circuit and layout name / version: A-IVI_MB_B_V02
Update of "B" V01. Small layout improvements mainly for reliability

2.1.1 Main PCB "B" V02 Top side Rest of World insertion



Bosch Confidential

Hildesheim
27 September 2018

From	Our Reference	Tel

Report

Issue Confidential

Topic A-IVI Scope 2 Internal Pictures

2.1.2 Main PCB “B” V02 Bottom side Rest of World insertion



Bosch Confidential

Hildesheim
27 September 2018

From	Our Reference	Tel

Report
Issue Confidential
Topic A-IVI Scope 2 Internal Pictures

3 XM Module (all US / CAN variants)



Bosch Confidential

Hildesheim
27 September 2018

From	Our Reference	Tel

Report

Issue Confidential

Topic A-IVI Scope 2 Internal Pictures

4 Switch PCBs

4.1 Switch PCB "B12P"

Circuit and layout name / version: A-IVI_SB_B12P_V01

4.1.1 Switch PCB "B12P" Top side



Hildesheim
27 September 2018

From	Our Reference	Tel

Report

Issue Confidential

Topic A-IVI Scope 2 Internal Pictures

4.1.2 Switch PCB “B12P” Bottom side



Bosc

Hildesheim
27 September 2018

From	Our Reference	Tel

Report

Issue Confidential

Topic A-IVI Scope 2 Internal Pictures

5 Bluetooth/Wi-Fi Module (all variants)



5.1 Bluetooth/Wi-Fi Module without Shielding (all variants)



Confidential

Hildesheim
27 September 2018

From	Our Reference	Tel

Report

Issue Confidential

Topic A-IVI Scope 2 Internal Pictures

5.2 Bluetooth/Wi-Fi Module bottom side



BO

Hildesheim
27 September 2018

From	Our Reference	Tel

Report
Issue Confidential
Topic A-IVI Scope 2 Internal Pictures

6 Sub PCBs

6.1 Sub PCB "R"

Circuit and layout name / version: TBD
Used in Nissan units only.

6.1.1 Sub PCB "R" Top side



Bosch Confidential

Hildesheim
27 September 2018

From	Our Reference	Tel

Report

Issue Confidential

Topic A-IVI Scope 2 Internal Pictures

6.1.2 Sub PCB “R” Bottom side



Bosch Confidential