FCC/ISED RF TEST REPORT

ISSUED BY
Shenzhen BALUN Technology Co., Ltd.

FOR

Navigation and Multimedia device

ISSUED TO
Robert Bosch Car Multimedia GmbH

Robert-Bosch-Str. 200, 31139 Hildesheim, Germany



Report No.:	BL-SZ1870190-605
EUT Name:	Navigation and Multimedia device
Model Name:	AIVIH60A0
Brand Name:	Bosch
Test Standard:	47 CFR Part 15 Subpart E RSS-Gen (Issue 5, April 2018) RSS-247 (Issue 2, February 2017)
FCC ID:	YBN-AIVIH60A0
ISED Number:	9595A- AIVIH60A0
Test Conclusion:	Pass
Test Date:	Jul. 17, 2018 ~ Jul. 20, 2018
Date of Issue:	Aug. 01, 2018

Prepared by: Hu Chao
Hu Chao
(Engineer)
Date Aug. 01, 2018

Approved by:
Wei Yanquan
(Chief Engineer)
Date Aug. 01, 2018

NOTE: This test report of test results only related to testing samples, which can be duplicated completely for the legal use with the approval of the applicant; it shall not be reproduced except in full, without the written approval of Shenzhen BALUN Technology Co., Ltd. BALUN Laboratory. Any objections should be raised within thirty days from the date of issue. To validate the report, please contact us.

Block B, 1st FL, Baisha Science and Technology Park, Shahe Xi Road, Nanshan District, Shenzhen, Guangdong, P. R. China 518055
TEL: +86-755-66850100, FAX: +86-755-61824271
Email: qc@baluntek.com
www.baluntek.com

Revision History

Version	Issue Date	Revisions Content
Rev. 01	Aug. 01, 2018	Initial Issue

TABLE OF CONTENTS

1 ADMINISTRATIVE DATA (GENERAL INFORMATION) 4

1.1 Identification of the Testing Laboratory 4

1.2 Identification of the Responsible Testing Location 4

1.3 Laboratory Condition 4

1.4 Announce 4

2 PRODUCT INFORMATION 5

2.1 Applicant 5

2.2 Manufacturer 5

2.3 Factory 5

2.4 General Description for Equipment under Test (EUT) 5

2.5 Ancillary Equipment 5

2.6 Technical Information 6

2.7 Additional Instructions 7

2.8 Channel List 9

3 SUMMARY OF TEST RESULTS 12

3.1 Test Standards 12

3.2 Verdict 12

4 GENERAL TEST CONFIGURATIONS 13

4.1 Test Environments 13

4.2 Test Equipment List 13

4.3 Measurement Uncertainty 14

4.4 Description of Test Setup 15

5 TEST ITEMS 18

5.1 RF Output Power 18

5.2 Emission Bandwidth and 6 dB Bandwidth 19

5.3 Power Spectral density (PSD) 20

5.4 Conducted Emission 21

5.5 Radiated Spurious Emissions and Band Edge (Restricted-band) 22
5.6 Frequency Stability 27
ANNEX A TEST RESULT 28
A.1 RF Output Power 28
A.2 Emission Bandwidth & 99% Bandwidth 32
A.3 6 dB Bandwidth 32
A.4 Power Spectral Density 32
A.5 Conducted Emissions 32
A.6 Radiated Spurious Emissions and Band Edge (Restricted-band) 33
A.7 Frequency Stability 97
ANNEX B TEST SETUP PHOTOS 98

1 ADMINISTRATIVE DATA (GENERAL INFORMATION)

1.1 Identification of the Testing Laboratory

Company Name	Shenzhen BALUN Technology Co., Ltd.
Address	Block B, 1st FL, Baisha Science and Technology Park, Shahe Xi Road, Nanshan District, Shenzhen, Guangdong Province, P. R. China
Phone Number	+86 755 6685 0100

1.2 Identification of the Responsible Testing Location

Test Location	Shenzhen BALUN Technology Co., Ltd.
Address	Block B, 1st FL, Baisha Science and Technology Park, Shahe Xi Road, Nanshan District, Shenzhen, Guangdong Province, P. R. China
Accreditation Certificate	The laboratory has been listed by Industry Canada to perform electromagnetic emission measurements. The recognition numbers of test site are 11524A-1. The laboratory is a testing organization accredited by FCC as a accredited testing laboratory. The designation number is CN1196. The laboratory is a testing organization accredited by American Association for Laboratory Accreditation(A2LA) according to ISO/IEC 17025.The accreditation certificate is 4344.01. The laboratory is a testing organization accredited by China National Accreditation Service for Conformity Assessment (CNAS) according to ISO/IEC 17025. The accreditation certificate number is L6791.
Description	All measurement facilities used to collect the measurement data are located at Block B, FL 1, Baisha Science and Technology Park, Shahe Xi Road, Nanshan District, Shenzhen, Guangdong Province, P. R. China 518055

1.3 Laboratory Condition

Ambient Temperature	20℃ to 25℃
Ambient Relative Humidity	45% to 55%
Ambient Pressure	100 kPa to 102 kPa

1.4 Announce

(1) The test report reference to the report template version v4.2.

(2) The test report is invalid if not marked with the signatures of the persons responsible for preparing and approving the test report.

(3) The test report is invalid if there is any evidence and/or falsification.

(4) The results documented in this report apply only to the tested sample, under the conditions and modes of operation as described herein.

(5) This document may not be altered or revised in any way unless done so by BALUN and all revisions are duly noted in the revisions section.

(6) Content of the test report, in part or in full, cannot be used for publicity and/or promotional purposes without prior written approval from the laboratory.

2 PRODUCT INFORMATION

2.1 Applicant

Applicant	Robert Bosch Car Multimedia GmbH
Address	Robert-Bosch-Str. 200, 31139 Hildesheim, Germany

2.2 Manufacturer

Manufacturer	Robert Bosch Car Multimedia GmbH
Address	Robert-Bosch-Str. 200, 31139 Hildesheim, Germany

2.3 Factory

Factory 1	Bosch Car Multimedia Portugal, S.A.
Address 1	Rua Max Grundig, 35-Lomar, 4705-820 Braga
Factory 2	Robert Bosch (Malaysia)
Address 2	Free Trade Zone 11900, Bayan Lepas, Penang
Factory 3	Bosch Automotive Products (Wuhu) Co., Ltd.
Address 3	No. 88 Guandoumen Road, Jiujiang District; Wuhu City, Anhui Province 241000; China

2.4 General Description for Equipment under Test (EUT)

EUT Name	Navigation and Multimedia device
Model Name Under Test	AIVIH60A0
Series Model Name	N/A
Description of Model name differentiation	N/A
Hardware Version	001
Software Version	X308
Dimensions (Approx.)	27.8*15.6*17cm
Weight (Approx.)	N/A

2.5 Ancillary Equipment

Note: Not applicable.

2.6 Technical Information

Network and Wireless connectivity	Bluetooth 4.0 (BR+EDR) WIFI 802.11a, 802.11b, 802.11g and 802.11n (HT20/40), 802.11ac

The requirement for the following technical information of the EUT was tested in this report:

Frequency Range	Band I: 5150 MHz to 5250 MHz, Band II: 5250 MHz to 5350 MHz, Band III: 5470 MHz to 5725 MHz Band IV: 5725 MHz to 5850 MHz
Product Type	☒ Mobile ☐ Portable ☐ Fix Location
Modulation technology	OFDM
Modulation Type	256QAM, 64QAM, 16QAM, BPSK, QPSK
Product Type	Indoor for IC standard Mobile and portable for FCC standard
Transfer Rate (Mbps) (Single RF path)	802.11a: 54/ 48/ 36 / 24 / 18/12 / 9/ 6 Mbps 802.11n: up to 150 Mbps 802.11ac: up to VHT-MCS9
Channel Bandwidth	802.11a: 20 MHz 802.11n: 20 MHz, 40 MHz 802.11ac: 20 MHz, 40 MHz, 80 MHz
Maximum Output Power	Band I: 2.20 dBm Band II: 1.04 dBm Band III: 5.66 dBm Band IV: 8.53 dBm
Antenna System (eg., MIMO, Smart Antenna)	N/A
Categorization as Correlated or Completely Uncorrelated	N/A
Antenna Type	Integrated Antenna
Antenna Gain	Band I: 5150 MHz to 5250 MHz: 4.4 dBi Band II: 5250 MHz to 5350 MHz: 5.4 dBi Band III: 5470 MHz to 5725 MHz: 4.5 dBi Band IV: 5725 MHz to 5850 MHz: 0.6 dBi
About the Product	The equipment is Navigation and Multimedia device, intended for used with information technology equipment.

2.7 Additional Instructions

EUT Software Settings:

Mode	☒ Special software is used. The software provided by client to enable the EUT under transmission condition continuously at specific channel frequencies individually. And the software is installed on the lab test computer.

During testing, Channel and Power Controlling Software provided by the customer was used to control the operating channel as well as the output power level. The RF output power selection is for the setting of RF output power expected by the customer and is going to be fixed on the firmware of the final end product.

Power level setup in software	
Test Software Version	Dut labtool V2.0.0.89

Band I (5150 - 5250 MHz) Power level setup in software			
Mode	Channel	Frequency (MHz)	Soft Set
11a	CH36	5180	10.0
11a	CH44	5220	10.0
11a	CH48	5240	10.0
11n (HT20)	CH36	5180	10.0
11n (HT20)	CH44	5220	10.0
11n (HT20)	CH48	5240	10.0
11n (HT40)	CH38	5190	10.0
11n (HT40)	CH46	5230	10.0
11ac (VHT20)	CH36	5180	6.0
11ac (VHT20)	CH44	5220	6.0
11ac (VHT20)	CH48	5240	6.0
11ac (VHT40)	CH38	5190	6.0
11ac (VHT40)	CH46	5230	6.0
11ac (VHT80)	CH42	5210	6.0

Band II (5250 - 5350 MHz) Power level setup in software			
Mode	Channel	Frequency (MHz)	Soft Set
11a	CH52	5260	10.0
11a	CH60	5300	10.0
11a	CH64	5320	10.0
11n (HT20)	CH52	5260	10.0
11n (HT20)	CH60	5300	10.0
11n (HT20)	CH64	5320	10.0
11n (HT40)	CH54	5270	10.0
11n (HT40)	CH62	5310	10.0
11ac (VHT20)	CH52	5260	6.0
11ac (VHT20)	CH60	5300	6.0
11ac (VHT20)	CH64	5320	6.0
11ac (VHT40)	CH54	5270	6.0
11ac (VHT40)	CH62	5310	6.0
11ac (VHT80)	CH58	5290	6.0

Band III (5470 - 5725 MHz) Power level setup in software			
Mode	Channel	Frequency (MHz)	Soft Set
11a	CH100	5500	10.0
11a	CH116	5580	10.0
11a	CH140	5700	10.0
11n (HT20)	CH100	5500	10.0
11n (HT20)	CH116	5580	10.0
11n (HT20)	CH140	5700	10.0
11n (HT40)	CH102	5510	10.0
11n (HT40)	CH134	5670	10.0
11ac (VHT20)	CH100	5500	6.0
11ac (VHT20)	CH116	5580	6.0
11ac (VHT20)	CH140	5700	6.0
11ac (VHT40)	CH102	5510	6.0
11ac (VHT40)	CH118	5590	6.0
11ac (VHT40)	CH134	5670	6.0
11ac (VHT80)	CH106	5530	6.0
11ac (VHT80)	CH122	5610	6.0

Band IV (5725 - 5850 MHz) Power level setup in software			
Mode	Channel	Frequency (MHz)	Soft Set
11a	CH149	5745	10.0
11a	CH157	5785	10.0
11a	CH165	5825	10.0
11n (HT20)	CH149	5745	10.0
11n (HT20)	CH157	5785	10.0
11n (HT20)	CH165	5825	10.0
11n (HT40)	CH151	5755	10.0
11n (HT40)	CH159	5795	10.0
11ac (VHT20)	CH149	5745	6.0
11ac (VHT20)	CH157	5785	6.0
11ac (VHT20)	CH165	5825	6.0
11ac (VHT40)	CH151	5755	6.0
11ac (VHT40)	CH159	5795	6.0
11ac (VHT80)	CH155	5775	6.0

2.8 Channel List

20 MHz		40 MHz		80 MHz	
Channel Number	Frequency (MHz)	Channel Number	Frequency (MHz)	Channel Number	Frequency (MHz)
36	**5180**	**38**	**5190**	**42**	**5210**
40	5200	**46**	**5230**	**58**	**5290**
44	**5220**	**54**	**5270**	**106**	**5530**
48	**5240**	**62**	**5310**	**122**	**5610**
52	**5260**	**102**	**5510**	**155**	**5775**
56	5280	118	5590		
60	**5300**	**134**	**5670**		
64	**5320**	**151**	**5755**		
100	**5500**	**159**	**5795**		
104	5520				
108	5540				
112	5560				
116	**5580**				
132	5660				
136	5680				
140	**5700**				
149	**5745**				
153	5765				
157	**5785**				
161	5805				
165	**5825**				

Note: Until further notice, devices subject to this section shall not be capable of transmitting in the band 5600-5650 MHz. This restriction is for the protection of weather radars operating in this band.

The Lowest frequency, the middle frequency and the highest frequency of channel were selected to perform the test, and the selected channel see below:

For 802.11a/n(HT20)/ac(VHT20)

Band I (5150 - 5250 MHz)			Band II (5250 - 5350 MHz)		
Channel Number	Channel	Frequency (MHz)	Channel Number	Channel	Frequency (MHz)
36	Low	5180	52	Low	5260
44	Mid	5220	60	Mid	5300
48	High	5240	64	High	5320

Band III (5470 - 5725 MHz)			Band IV (5725 - 5850 MHz)		
Channel Number	Channel	Frequency (MHz)	Channel Number	Channel	Frequency (MHz)
100	Low	5500	149	Low	5745
116	Mid	5580	157	Mid	5785
140	High	5700	165	High	5825

For 802.11n(HT40)/ac(VHT40)

Band I (5150 - 5250 MHz)			Band II (5250 - 5350 MHz)		
Channel Number	Channel	Frequency (MHz)	Channel Number	Channel	Frequency (MHz)
38	Low	5190	54	Low	5270
46	High	5230	62	High	5310

Band III (5470 - 5725 MHz)			Band IV (5725 - 5850 MHz)		
Channel Number	Channel	Frequency (MHz)	Channel Number	Channel	Frequency (MHz)
102	Low	5510	151	Low	5755
118	Middle	5590	159	High	5795
134	High	5670			

For 802.11ac(VHT80)

Band I (5150 - 5250 MHz)			Band II (5250 - 5350 MHz)		
Channel Number	Channel	Frequency (MHz)	Channel Number	Channel	Frequency (MHz)
42	Low	5210	58	Low	5290

Band III (5470 - 5725 MHz)			Band IV (5725 - 5850 MHz)		
Channel Number	Channel	Frequency (MHz)	Channel Number	Channel	Frequency (MHz)
106	Low	5530	155	Low	5775
122	High	5610			

Note: Preliminary tests were performed in different data rate in above table to find the worst radiated emission. The data rate shown in the table below is the worst-case rate with respect to the specific test item. Investigation has been done on all the possible configurations for searching the worst cases. The following table is a list of the test modes shown in this test report.

Test Items	Mode	Data Rate	Modulation Type	Band I	Band II	Band III	Band IV
				Channel	Channel	Channel	Channel
RF Output Power	11a	6	BPSK	48/44/36	64/60/52	140/116/100	165/157/149
	11n(20 MHz)	6.5		48/44/36	64/60/52	140/116/100	165/157/149
	11n(40 MHz)	13.5		46/38	62/54	134/102	159/151
	11ac(20 MHz)	6.5		48/44/36	64/60/52	140/116/100	165/157/149
	11ac(40 MHz)	13.5		46/38	62/54	134/102	159/151
	11ac(80 MHz)	MCS0		42	58	106	155
Radiated Spurious Emissions	11a	6	BPSK	48/44/36	64/60/52	140/116/100	165/157/149
	11n(20 MHz)	6.5		48/44/36	64/60/52	140/116/100	165/157/149
	11n(40 MHz)	13.5		46/38	62/54	134/102	159/151
	11ac(20 MHz)	6.5		48/44/36	64/60/52	140/116/100	165/157/149
	11ac(40 MHz)	13.5		46/38	62/54	134/102	159/151
	11ac(80 MHz)	MCS0		42	58	106	155
Band Edge (Restricted-band)	11a	6	BPSK	36	64	140/100	165/149
	11n(20 MHz)	6.5		36	64	140/100	165/149
	11n(40 MHz)	13.5		38	62	134/102	159/151
	11ac(20 MHz)	6.5		36	64	140/100	165/149
	11ac(40 MHz)	13.5		38	62	134/102	159/151
	11ac(80 MHz)	MCS0		42	58	106	155

3 SUMMARY OF TEST RESULTS

3.1 Test Standards

No.	Identity	Document Title
1	47 CFR Part 15 Subpart E	Unlicensed National Information Infrastructure Devices
2	KDB Publication 789033 D02v02r01	Guidelines for Compliance Testing of Unlicensed National Information Infrastructure (U-NII) Devices Part 15, Subpart E
3	RSS-Gen (Issue 5, Apr. 2018)	General Requirements for Compliance of Radio Apparatus
4	RSS-247 (Issue 2, February 2017)	Digital Transmission Systems (DTSs), Frequency Hopping Systems(FHSs) and Licence-Exemp Local Area Network (LE-LAN) Devices
5	ANSI C63.10-2013	American National Standard for Testing Unlicensed Wireless Devices

3.2 Verdict

No.	Description	FCC Part No.	RSS Part No.	Test Result	Verdict
1	Antenna Requirement	15.203	RSS-247, 6.2	--	Pass[Note1]
2	RF Output Power	15.407(a)	RSS-247, 6.2	ANNEX A.1	Pass
3	Emission Bandwidth & 99% Occupied Bandwidth	15.407(a)	RSS-247, 6.2	ANNEX A.2	Pass [Note3]
4	6 dB bandwidth	15.407(e)	RSS-247, 6.2	ANNEX A.3	Pass [Note3]
5	Power Spectral Density	15.407(a)	RSS-247, 6.2	ANNEX A.4	Pass [Note3]
6	Conducted Emission	15.207	RSS-GEN, 8.8	ANNEX A.5	N/A[Note4]
7	Radiated Spurious Emissions and Band Edge (Restricted-band)	15.407(b)	RSS-247, 6.2	ANNEX A.6	Pass
8	Frequency Stability	15.407(g)	--	ANNEX A.7	Pass
9	Receiver Spurious Emissions	--	RSS-Gen, 7.1.2	--	N/A[Note2]

Note [1]: The Antenna is fixed install and not removable, Antenna Gain please refer to 2.6 Technical Information.

Note [2]: Only radio communication receivers operating in stand-alone mode within the band 30-960 MHz, as well as scanner receivers, are subject to Industry Canada requirements, so this test is not applicable.

Note [3]: This report is partial report and referencing to the "original" report BTL-FCCP-3-1807C078 by BTL Inc. (FCC ID: YBN-AIVIL42P0) and report BTL-ISEDR-3-1807C078 by BTL Inc. (IC: 9595A-AIVIL42P0). This report just test Output Power, Radiated Spurious Emission and Band Edge(Restricted-band band-edge) after evaluation.

Note [4]: The EUT only powered by battery, so the Conducted Emission test is not applicable.

4 GENERAL TEST CONFIGURATIONS

4.1 Test Environments

During the measurement, the normal environmental conditions were within the listed ranges:

Relative Humidity	45% to 55%	
Atmospheric Pressure	100 kPa to 102 kPa	
Temperature	NT (Normal Temperature)	+22℃ to +25℃
	LT (Low Temperature)	-30℃
	HT (High Temperature)	+70℃
Working Voltage of the EUT	NV (Normal Voltage)	13.6 V
	LV (Low Voltage)	9 V
	HV (High Voltage)	16 V

4.2 Test Equipment List

Description	Manufacturer	Model	Serial No.	Cal. Date	Cal. Due
Spectrum Analyzer	ROHDE&SCHWARZ	FSV-40	101544	2018.06.11	2019.06.10
Switch Unit with OSP-B157	ROHDE&SCHWARZ	OSP120	101270	2018.06.11	2019.06.10
EMI Receiver	KEYSIGHT	N9038A	MY53220118	2017.09.07	2018.09.06
Power Splitter	KMW	DCPD-LDC	1305003215	--	--
Power Sensor	ROHDE&SCHWARZ	NRP-Z21	103971	2018.06.11	2019.06.10
Attenuator (20 dB)	KMW	ZA-S1-201	110617091	--	--
Attenuator (6 dB)	KMW	ZA-S1-61	1305003189	--	--
DC Power Supply	ITECH	IT6720	600103010717610007	2018.06.21	2019.06.20
Test Antenna-Loop(9 kHz-30 MHz)	SCHWARZBECK	FMZB 1519	1519-037	2018.06.21	2019.06.20
Test Antenna-Bi-Log(30 MHz-3 GHz)	SCHWARZBECK	VULB 9163	9163-624	2017.11.07	2019.11.08
Test Antenna-Horn(1-18 GHz)	SCHWARZBECK	BBHA 9120D	9120D-1148	2017.07.22	2019.07.21
Test Antenna-Horn(15-26.5 GHz)	SCHWARZBECK	BBHA 9170	9170-305	2018.07.11	2019.07.10
Test Antenna-Horn (18-40 GHz)	A-INFO	LB-180400KF	J211060273	2017.01.07	2019.01.06
Anechoic Chamber	RAINFORD	9m*6m*6m	N/A	2017.02.21	2019.02.20
laptop	Lenovo	X220	4286A17	N/A	N/A
Software	BALUN	BL410R	2.1.1.345	N/A	N/A
RF cable	Balun	Balun1	SRD01	2018.04.25	2018.10.24
RF cable	Balun	Balun2	SRD02	2018.04.25	2018.10.24
RF cable	Balun	EMC1	EMC01	2018.04.25	2018.10.24
RF cable	Huber&suhner	Boa-flex I	N/A	2018.04.25	2018.10.24
RF cable	Huber&suhner	Steel-flex I	N/A	2018.04.25	2018.10.24

4.3 Measurement Uncertainty

The following measurement uncertainty levels have been estimated for tests performed on the EUT as specified in CISPR 16-4-2.

This uncertainty represents an expanded uncertainty expressed at approximately the 95% confidence level using a coverage factor of k=2.

Measurement	Value
Occupied Channel Bandwidth	±4%
RF output power, conducted	±1.4 dB
Power Spectral Density, conducted	±2.5 dB
Unwanted Emissions, conducted	±2.8 dB
All emissions, radiated	±5.4 dB
Temperature	±1°C
Humidity	±4%

4.4 Description of Test Setup

4.4.1 For Antenna Port Test

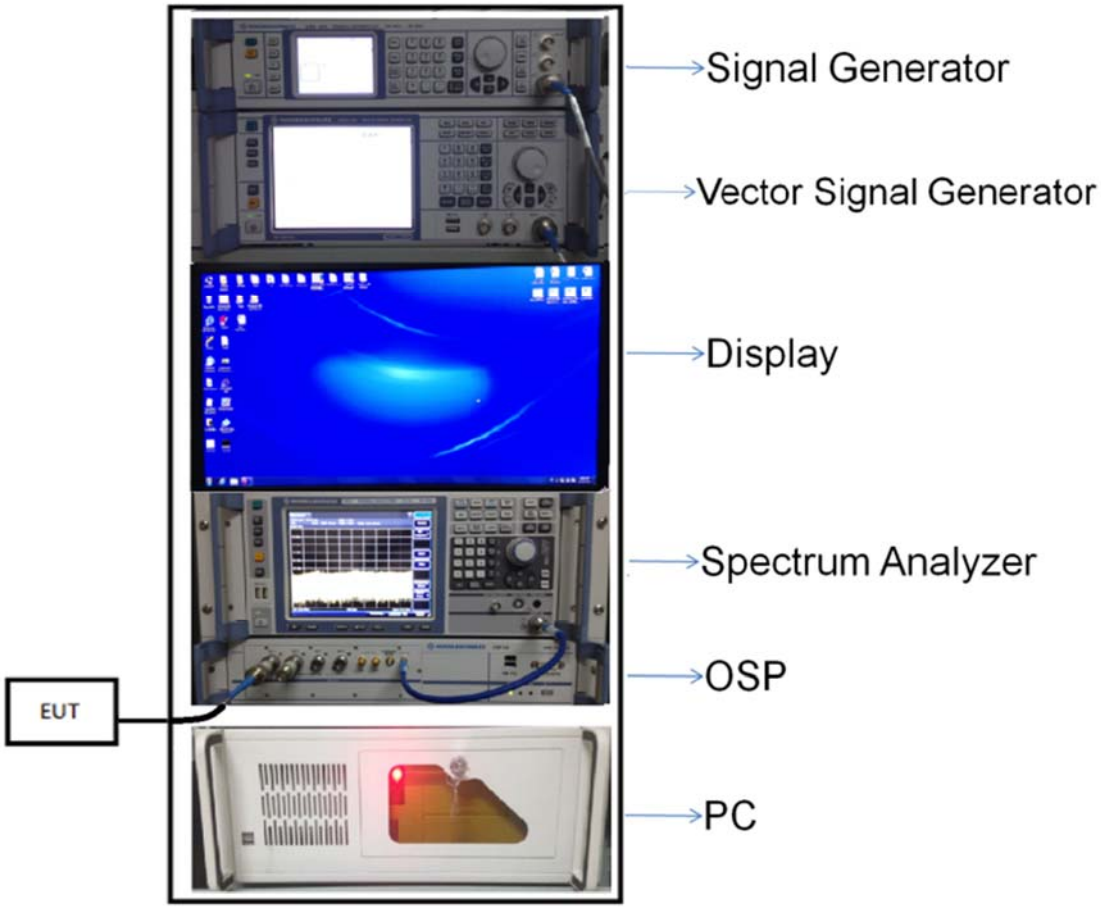

(Diagram 1)

4.4.2 For AC Power Supply Port Test

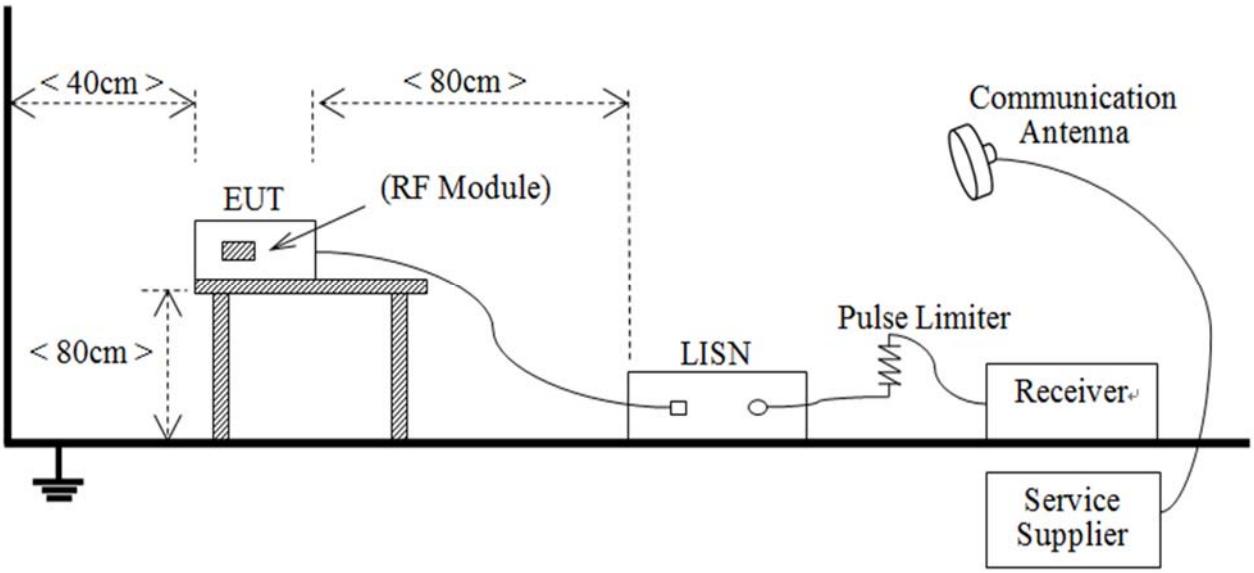

(Diagram 2)

4.4.3 For Radiated Test (Below 30 MHz)

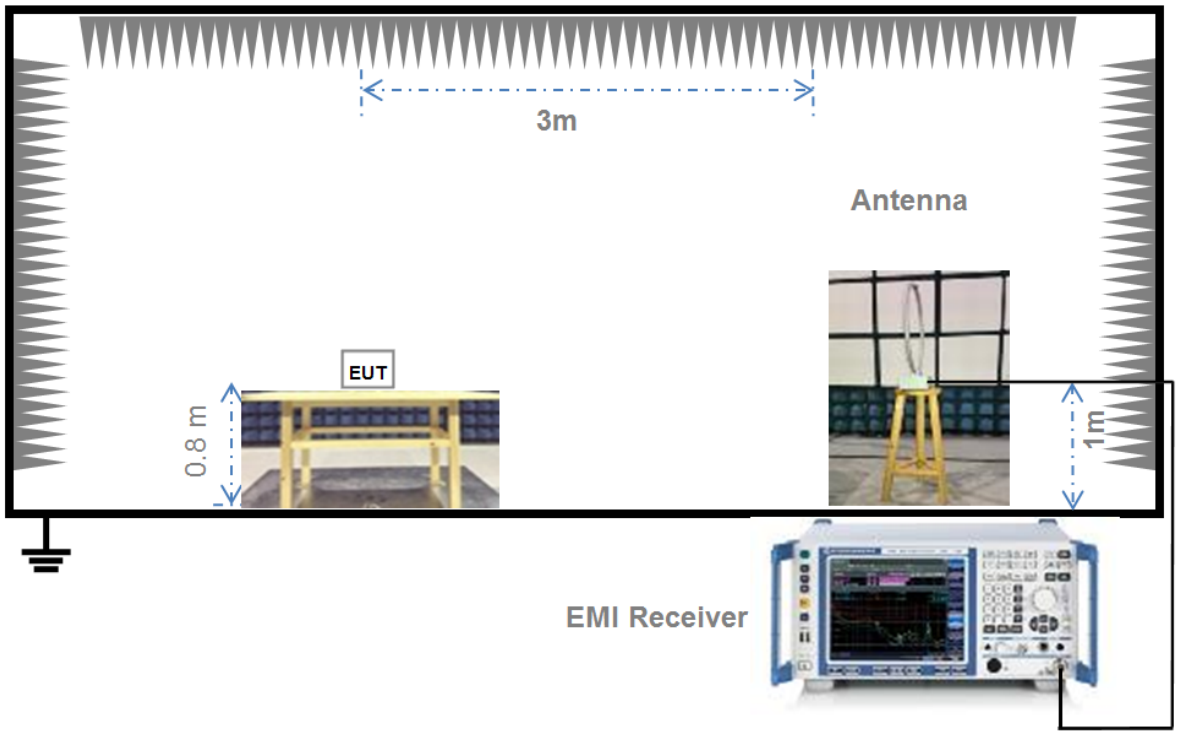

(Diagram 3)

4.4.4 For Radiated Test (30 MHz-1 GHz)

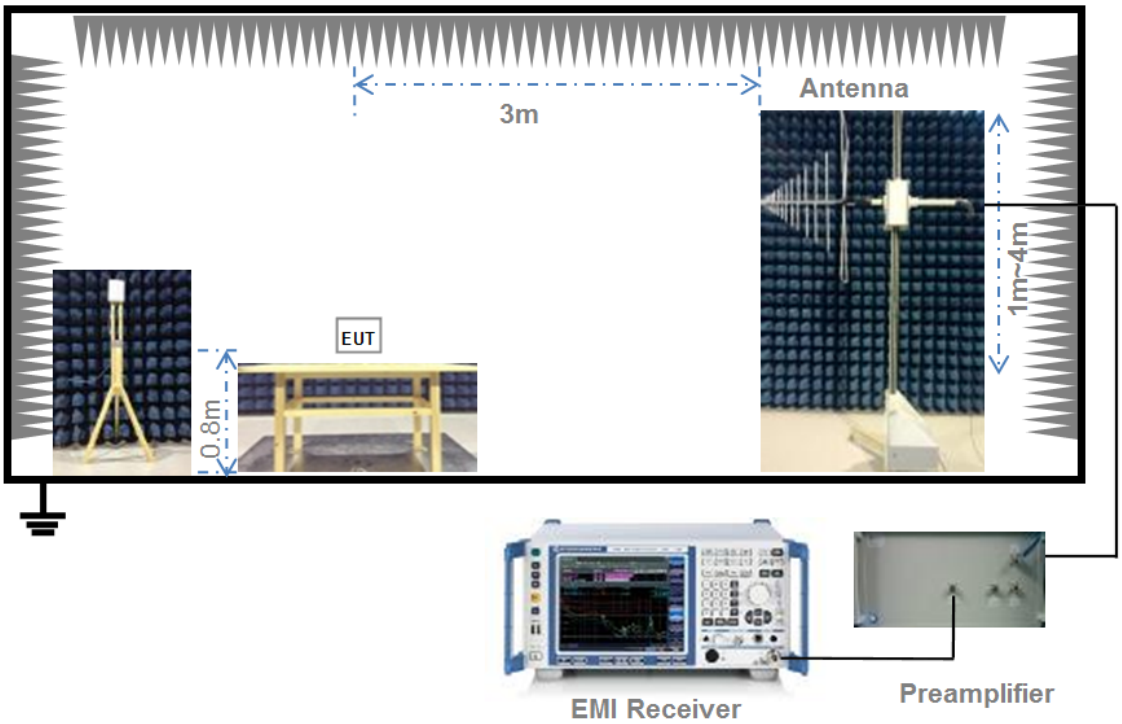

(Diagram 4)

4.4.5 For Radiated Test (Above 1 GHz)

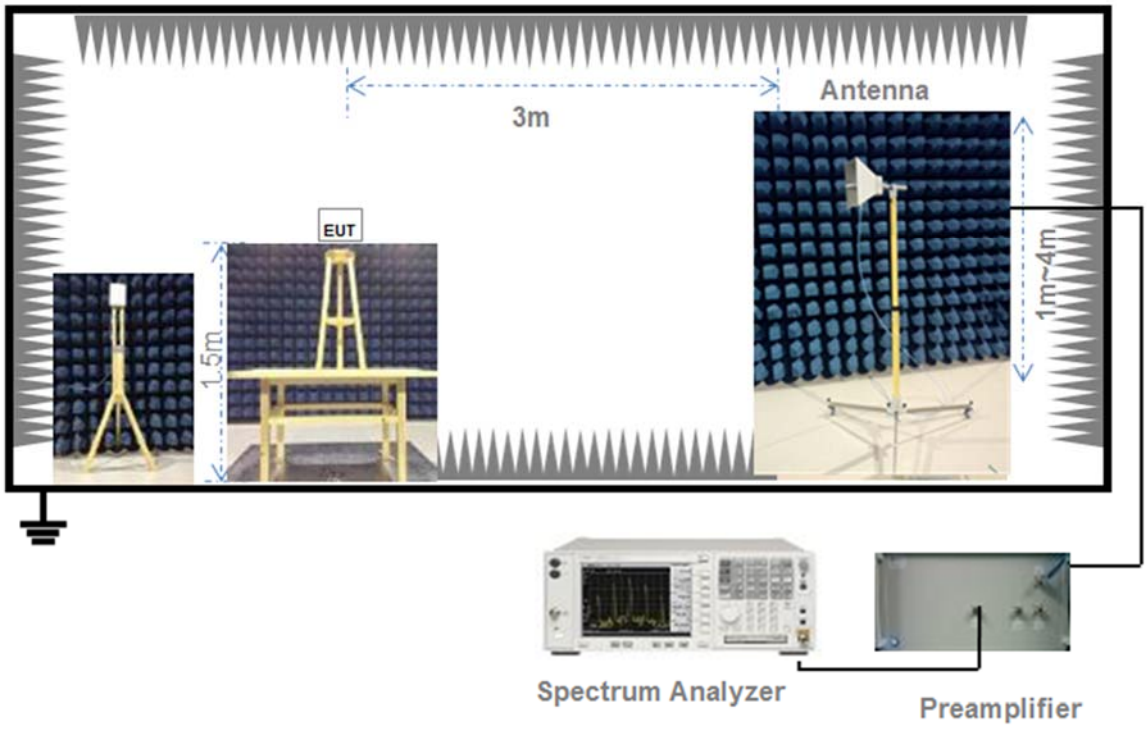

(Diagram 5)

4.4.6 For Frequency Stability Test

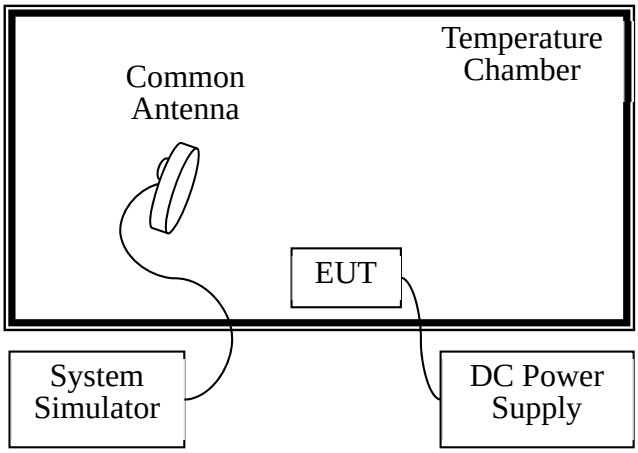

(Diagram 6)

5 TEST ITEMS

5.1 RF Output Power

5.1.1 Test Limit

FCC §15.407(a)

The maximum conducted output power should not exceed:

Frequency Band (MHz)	Limit
5150-5250	250 mW
5250-5350	250 mW or 11 dBm + 10log B, whichever is less.
5470-5725	250 mW or 11 dBm + 10log B, whichever is less.
5725-5850	1 W
Note: Where “B” is the 26 dB emissions bandwidth in MHz.	

RSS-247, 6.2

The maximum conducted output power shall not exceed:

Frequency Band (MHz)	Limit
5150-5250	N/A
5250-5350	250 mW or 11 dBm + 10log B, whichever is less.
5470-5725	250 mW or 11 dBm + 10log B, whichever is less.
5725-5850	1 W
Note: Where “B” is the 99% emissions bandwidth in MHz.	

The maximum e.i.r.p. shall not exceed:

Frequency Band (MHz)	Limit
5150-5250	200 mW or 10 dBm + 10log B, whichever is less.
5250-5350	1W or 17 dBm + 10log B, whichever is less.
5470-5725	1W or 17 dBm + 10log B, whichever is less.
5725-5850	N/A
Note: Where “B” is the 99% emissions bandwidth in MHz.	

5.1.2 Test Setup

The section 4.4.1 (Diagram 1) test setup description was used for this test. The photo of test setup please refer to ANNEX B.

5.1.3 Test Procedure

The maximum peak conducted output power may be measured using a broadband Average RF power meter. The power meter shall have a video bandwidth that is greater than or equal to the emission bandwidth and utilize a fast-responding diode detector.

The E.I.R.P used radiated test method. At a test site that has been validated using the procedures of ANSI C63.4 or the latest CISPR 16-1-4 for measurements above 1 GHz, so as to simulate a near free-space environment.

5.1.4 Test Result

Please refer to ANNEX A.1.

5.2 Emission Bandwidth and 6 dB Bandwidth

5.2.1 Limit

FCC §15.407(a), RSS-247, 6.2

Within the 5.725-5.85 GHz band, the minimum 6 dB bandwidth of U-NII devices shall be at least 500 kHz.

5.2.2 Test Setup

The test setup photo please refer to 4.4.1 (Diagram 1) test setup description was used for this test. The photo of test setup please refer to ANNEX B.

5.2.3 Test Procedure

Emission bandwidth

1. Set RBW = approximately 1% of the emission bandwidth.

2. Set VBW ≥ 3*RBW,

3. Detector = Peak.

4. Trace mode = Max hold.

5. Measure the maximum width of the emission that is 26 dB down from the peak of the emission.

Occupied Bandwidth

1. Set Span = 1.5 times to 5.0 times the OBW

2. Set RBW = 1% to 5% of the OBW.

3. Set VBW ≥ 3*RBW, Detector = Peak.

4. Trace mode = Max hold.

5. Use the 99% power bandwidth function of the instrument.

6 dB bandwidth

1. Set RBW = 100 kHz, VBW = 300 kHz.

2. Detector = Peak.Trace mode = Max hold.

3. Allow the trace to stabilize.

4. Measure the maximum width of the emission that is constrained by the frequencies associated with the two outermost amplitude points (upper and lower frequencies) that are attenuated by 6 dB relative to the maximum level measured in the fundamental emission.

5.2.4 Test Result

Please refer to ANNEX A.2 and ANNEX A.3.

5.3 Power Spectral density (PSD)

5.3.1 Limit

FCC §15.407(a)

The maximum power spectral density should not exceed:

Frequency Band (MHz)	Limit
5150-5250	11 dBm/MHz
5250-5350	11 dBm/MHz
5470-5725	11 dBm/MHz
5725-5850	30 dBm/500kHz

RSS-247, 6.2

The maximum power spectral density should not exceed:

Frequency Band (MHz)	Limit
5150-5250	N/A
5250-5350	11 dBm/MHz
5470-5725	11 dBm/MHz
5725-5850	30 dBm/500kHz

The e.i.r.p. spectral density should not exceed:

Frequency Band (MHz)	Limit
5150-5250	10 dBm/MHz
5250-5350	N/A
5470-5725	N/A
5725-5850	N/A

5.3.2 Test Setup

The section 4.4.1 (Diagram 1) test setup description was used for this test. The photo of test setup please refer to ANNEX B.

5.3.3 Test Procedure

Set the spectrum analyzer or EMI receiver span to view the entire emission bandwidth.

1. Set RBW = 510 kHz/1 MHz, VBW ≥ 3*RBW, Sweep time = Auto, Detector = RMS.
2. Allow the sweeps to continue until the trace stabilizes.
3. Use the peak marker function to determine the maximum amplitude level.
4. The E.I.R.P spectral density used radiated test method. At a test site that has been validated using the procedures of ANSI C63.4 or the latest CISPR 16-1-4 for measurements above 1 GHz, so as to simulate a near free-space environment.

5.3.4 Test Result

Please refer to ANNEX A.4.

5.4 Conducted Emission

5.4.1 Limit

FCC §15.207, RSS-GEN, 8.8

For an intentional radiator that is designed to be connected to the public utility (AC) power line, the radio frequency voltage that is conducted back onto the AC power line on any frequency within the band 150 kHz to 30 MHz shall not exceed the limits in the following table, as measured using a 50μH/50Ω line impedance stabilization network (LISN).

Frequency range (MHz)	Conducted Limit (dBμV)	
	Quai-peak	Average
0.15 - 0.50	66 to 56	56 to 46
0.50 - 5	56	46
0.50 - 30	60	50

5.4.2 Test Setup

The section 4.4.2 (Diagram 2) test setup description was used for this test. The photo of test setup please refer to ANNEX B.

5.4.3 Test Procedure

The maximum conducted interference is searched using Peak (PK), if the emission levels more than the AV and QP limits, and that have narrow margins from the AV and QP limits will be re-measured with AV and QP detectors. Tests for both L phase and N phase lines of the power mains connected to the EUT are performed. Refer to recorded points and plots below.

5.4.4 Test Result

Please refer to ANNEX A.5.

5.5 Radiated Spurious Emissions and Band Edge (Restricted-band)

5.5.1 Limit

FCC §15.209 & 15.407(b), RSS-247, 6.2

Frequency (MHz)	Field Strength (μV/m)	Measurement Distance (m)
0.009 - 0.490	2400/F(kHz)	300
0.490 - 1.705	24000/F(kHz)	30
1.705 - 30.0	30	30
30 - 88	100	3
88 - 216	150	3
216 - 960	200	3
Above 960	500	3

Note [1]: The Limit for radiated test was performed according to FCC Part 15C
Note [2]: The tighter limit applies at the band edge.

Un-restricted band emissions	
Out Operating Band (MHz）	Limit
5150 - 5250	e.i.r.p. -27 dBm (68.2 dBuV/m@3m)
5250 - 5350	e.i.r.p. -27 dBm (68.2 dBuV/m@3m)
5470 - 5725	e.i.r.p. -27 dBm (68.2 dBuV/m@3m)
5725 - 5850	All emissions shall be limited to a level of -27 dBm/MHz at 75 MHz or more above or below the band edge increasing linearly to 10 dBm/MHz at 25 MHz above or below the band edge, and from 25 MHz above or below the band edge increasing linearly to a level of 15.6 dBm/MHz at 5 MHz above or below the band edge, and from 5 MHz above or below the band edge increasing linearly to a level of 27 dBm/MHz at the band edge. 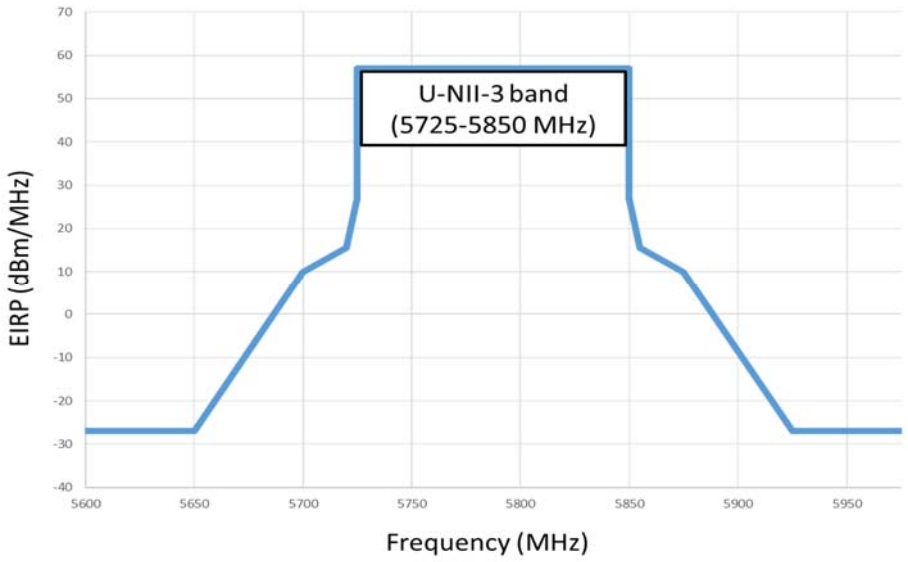

Note: The following formula is used to convert the equipment isotropic radiated power (eirp) to field strength.

5.5.2 Test Setup

The section 4.4.3-4.4.5 (Diagram 3 - Diagram 5) test setup description was used for this test. The photo of test setup please refer to ANNEX B.

5.5.3 Test Procedure

Since the emission limits are specified in terms of radiated field strength levels, measurements performed to demonstrate compliance have traditionally relied on a radiated test configuration. Radiated measurements remain the principal method for demonstrating compliance to the specified limits; however antenna-port conducted measurements are also now acceptable to demonstrate compliance (see below for details). When radiated measurements are utilized, test site requirements and procedures for maximizing and measuring radiated emissions that are described in ANSI C63.10 shall be followed.

Antenna-port conducted measurements may also be used as an alternative to radiated measurements for demonstrating compliance in the restricted frequency bands. If conducted measurements are performed, then proper impedance matching must be ensured and an additional radiated test for cabinet/case spurious emissions is required.

General Procedure for conducted measurements in restricted bands

a) Measure the conducted output power (in dBm) using the detector specified (see guidance regarding measurement procedures for determining quasi-peak, peak, and average conducted output power, respectively).

b) Add the maximum transmit antenna gain (in dBi) to the measured output power level to determine the EIRP level (see guidance on determining the applicable antenna gain)

c) Add the appropriate maximum ground reflection factor to the EIRP level (6 dB for frequencies ≤ 30 MHz, 4.7 dB for frequencies between 30 MHz and 1000 MHz, inclusive and 0 dB for frequencies > 1000 MHz).

d) For devices with multiple antenna-ports, measure the power of each individual chain and sum the EIRP of all chains in linear terms (e.g., Watts, mW).

e) Convert the resultant EIRP level to an equivalent electric field strength using the following relationship:

$E = EIRP – 20\log D + 104.8$

where:

E = electric field strength in dBμV/m,

EIRP = equivalent isotropic radiated power in dBm

D = specified measurement distance in meters.

f) Compare the resultant electric field strength level to the applicable limit.

g) Perform radiated spurious emission test.

Quasi-Peak measurement procedure

The specifications for measurements using the CISPR quasi-peak detector can be found in Publication 16 of the International Special Committee on Radio Frequency Interference (CISPR) of the International Electrotechnical Commission.

As an alternative to CISPR quasi-peak measurement, compliance can be demonstrated to the applicable emission limits using a peak detector.

Peak power measurement procedure

Peak emission levels are measured by setting the instrument as follows:

a) RBW = as specified in Table 1.

b) VBW ≥ 3 x RBW.

c) Detector = Peak.

d) Sweep time = auto.

e) Trace mode = max hold.

f) Allow sweeps to continue until the trace stabilizes. (Note that the required measurement time may be longer for low duty cycle applications).

Table 1—RBW as a function of frequency

Frequency	RBW
9-150 kHz	200-300 Hz
0.15-30 MHz	9-10 kHz
30-1000 MHz	100-120 kHz
> 1000 MHz	1 MHz

If the peak-detected amplitude can be shown to comply with the average limit, then it is not necessary to perform a separate average measurement.

Trace averaging across on and off times of the EUT transmissions followed by duty cycle correction

If continuous transmission of the EUT (i.e., duty cycle ≥ 98 percent) cannot be achieved and the duty cycle is constant (i.e., duty cycle variations are less than ± 2 percent), then the following procedure shall be used:

a) The EUT shall be configured to operate at the maximum achievable duty cycle.

b) Measure the duty cycle, x, of the transmitter output signal as described in section 6.0.

c) RBW = 1 MHz (unless otherwise specified).

d) VBW ≥ 3 x RBW.

e) Detector = RMS, if span/(# of points in sweep) ≤ (RBW/2). Satisfying this condition may require increasing the number of points in the sweep or reducing the span. If this condition cannot be satisfied, then the detector mode shall be set to peak.

f) Averaging type = power (i.e., RMS).

1) As an alternative, the detector and averaging type may be set for linear voltage averaging.

2) Some instruments require linear display mode in order to use linear voltage averaging. Log or dB averaging shall not be used.

g) Sweep time = auto.

h) Perform a trace average of at least 100 traces.

i) A correction factor shall be added to the measurement results prior to comparing to the emission limit in order to compute the emission level that would have been measured had the test been performed at 100 percent duty cycle. The correction factor is computed as follows:

1) If power averaging (RMS) mode was used in step f), then the applicable correction factor is 10 log(1/x), where x is the duty cycle.

2) If linear voltage averaging mode was used in step f), then the applicable correction factor is 20 log(1/x), where x is the duty cycle.

3) If a specific emission is demonstrated to be continuous (≥ 98 percent duty cycle) rather than turning on and off

with the transmit cycle, then no duty cycle correction is required for that emission.

NOTE: Reduction of the measured emission amplitude levels to account for operational duty factor is not permitted. Compliance is based on emission levels occurring during transmission - not on an average across on and off times of the transmitter.

Determining the applicable transmit antenna gain

A conducted power measurement will determine the maximum output power associated with a restricted band emission; however, in order to determine the associated EIRP level, the gain of the transmitting antenna (in dBi) must be added to the measured output power (in dBm).

Since the out-of-band characteristics of the EUT transmit antenna will often be unknown, the use of a conservative antenna gain value is necessary. Thus, when determining the EIRP based on the measured conducted power, the upper bound on antenna gain for a device with a single RF output shall be selected as the maximum in-band gain of the antenna across all operating bands, or 2 dBi, whichever is greater. However, for devices that operate in multiple frequency bands while using the same transmit antenna, the highest gain of the antenna within the operating band nearest in frequency to the restricted band emission being measured may be used in lieu of the overall highest gain when the emission is at a frequency that is within 20 percent of the nearest band edge frequency, but in no case shall a value less than 2 dBi be used.

See KDB 662911 for guidance on calculating the additional array gain term when determining the effective antenna gain for a EUT with multiple outputs occupying the same or overlapping frequency ranges in the same band.

Radiated spurious emission test

An additional consideration when performing conducted measurements of restricted band emissions is that unwanted emissions radiating from the EUT cabinet, control circuits, power leads, or intermediate circuit elements will likely go undetected in a conducted measurement configuration. To address this concern, a radiated test shall be performed to ensure that emissions emanating from the EUT cabinet (rather than the antenna port) also comply with the applicable limits.

For these cabinet radiated spurious emission measurements the EUT transmit antenna may be replaced with a termination matching the nominal impedance of the antenna. Procedures for performing radiated measurements are specified in ANSI C63.10. All detected emissions shall comply with the applicable limits.

The measurement frequency range is from 30 MHz to the 10th harmonic of the fundamental frequency. The Turn Table is actuated to turn from 0° to 360°, and both horizontal and vertical polarizations of the Test Antenna are used to find the maximum radiated power. Mid channels on all channel bandwidth verified. Only the worst RB size/offset presented.

The power of the EUT transmitting frequency should be ignored.

All Spurious Emission tests were performed in X, Y, Z axis direction. And only the worst axis test condition was recorded in this test report.

Use the following spectrum analyzer settings:

Span = wide enough to fully capture the emission being measured
RBW = 1 MHz for f ≥ 1 GHz, 100 kHz for f < 1 GHz
VBW ≥ RBW
Sweep = auto
Detector function = peak
Trace = max hold

5.5.4 Test Result

Please refer to ANNEX A.6 and ANNEX A.6.2

5.6 Frequency Stability

5.6.1 Limit

FCC §15.407(g)

Manufacturers of U-NII devices are responsible for ensuring frequency stability such that an emission is maintained within the band of operation under all conditions of normal operation as specified in the user's manual.

5.6.2 Test Setup

The section 4.4.6 (Diagram 6) test setup description was used for this test. The photo of test setup please refer to ANNEX B.

5.6.3 Test Procedure

The EUT is installed in an environment test chamber with external power source.
Set the chamber to operate at 50 centigrade and external power source to output at nominal voltage of EUT.
A sufficient stabilization period at each temperatures is used prior to each frequency measurement.
When temperature is stabled, measure the frequency stability.
The test shall be performed under -30 to 50 centigrade and 85 to 115 percent of the nominal voltage.
Change setting of chamber and external power source to complete all conditions.

5.6.4 Test Result

Please refer to ANNEX A.7.

ANNEX A TEST RESULT

A.1 RF Output Power

Note [1]: For FCC standard, if transmitting antennas of directional gain greater than 6 dBi are used, all band maximum conducted output power shall be reduced by the amount in dB that the directional gain of the antenna exceeds 6 dBi.

Note [2]: For IC standard, the band IV (5725 - 5850 MHz) maximum conducted output power shall be reduced by the amount in dB that the directional gain of the antenna exceeds 6 dBi.

Test Data

Conducted Power

Band I (5150 - 5250 MHz)						
Note [3]: Transmitting antennas of directional gain in Band I(5150 MHz to 5250 MHz) is 4.4 dBi Formulas: Directional gain = GANT + Array Gain, *Array Gain* = 0. Note [4]: FCC Limit=24dBm(250mW).						
Mode	Channel	Frequency (MHz)	Conducted Power (dBm)	Conducted Power Total (mW)	FCC Limit (mW)	Verdict
11a	CH36	5180	2.13	1.63	250	Pass
11a	CH44	5220	0.46	1.11	250	Pass
11a	CH48	5240	0.47	1.11	250	Pass
11n (HT20)	CH36	5180	2.20	1.66	250	Pass
11n (HT20)	CH44	5220	0.42	1.10	250	Pass
11n (HT20)	CH48	5240	0.57	1.14	250	Pass
11n (HT40)	CH38	5190	1.20	1.32	250	Pass
11n (HT40)	CH46	5230	0.10	1.02	250	Pass
11ac (VHT20)	CH36	5180	-2.06	0.62	250	Pass
11ac (VHT20)	CH44	5220	-2.83	0.52	250	Pass
11ac (VHT20)	CH48	5240	-3.73	0.42	250	Pass
11ac (VHT40)	CH38	5190	-3.25	0.47	250	Pass
11ac (VHT40)	CH46	5230	-3.38	0.46	250	Pass
11ac (VHT80)	CH42	5210	0.20	1.05	250	Pass

Band II (5250 - 5350 MHz)						
Note [5]: Transmitting antennas of directional gain in Band II(5250 MHz to 5350 MHz) is 5.4 dBi Formulas: Directional gain = GANT + Array Gain, *Array Gain* = 0. Note [6]: The limit is 250 mW or 11 dBm + 10log B, whichever is less. In IC Standard, Where “B” is the 99% emissions bandwidth in MHz. In FCC Standard, Where “B” is the 26dB emissions bandwidth in MHz. (Please refer to the section A.2). Note [7]:The final FCC Limit=24dBm(250 mW) or 11 dBm + 10log B, whichever is less						
Mode	Channel	Conducted Power (dBm)	Conducted Power Total (mW)	FCC Limit (dBm)	IC Limit (dBm)	Verdict
11a	CH52	1.04	1.27	24.0	23.3	Pass
11a	CH60	-0.35	0.92	24.0	23.3	Pass
11a	CH64	-0.69	0.85	24.0	23.3	Pass
11n (HT20)	CH52	0.89	1.23	24.0	23.5	Pass
11n (HT20)	CH60	0.00	1.00	24.0	23.5	Pass
11n (HT20)	CH64	-0.75	0.84	24.0	23.5	Pass
11n (HT40)	CH54	0.65	1.16	24.0	24.0	Pass
11n (HT40)	CH62	-0.02	1.00	24.0	24.0	Pass
11ac (VHT20)	CH52	-3.41	0.46	24.0	23.5	Pass
11ac (VHT20)	CH60	-3.09	0.49	24.0	23.5	Pass
11ac (VHT20)	CH64	-3.85	0.41	24.0	23.5	Pass
11ac (VHT40)	CH54	-3.33	0.46	24.0	24.0	Pass
11ac (VHT40)	CH62	-3.64	0.43	24.0	24.0	Pass
11ac (VHT80)	CH58	0.11	1.03	24.0	24.0	Pass

Band III (5470 - 5725 MHz)						
Note [8]: Transmitting antennas of directional gain in Band III (5470 MHz to 5725 MHz) is 4.5 dBi Formulas: Directional gain = GANT + Array Gain, *Array Gain* = 0. Note [9]: The limit is 250 mW or 11 dBm + 10log B, whichever is less. In IC Standard, Where “B” is the 99% emissions bandwidth in MHz. In FCC Standard, Where “B” is the 26dB emissions bandwidth in MHz. (Please refer to the section A.2).						
Mode	Channel	Conducted Power (dBm)	Conducted Power Total (mW)	FCC Limit (dbm)	IC Limit (dBm)	Verdict
11a	CH100	2.46	1.76	24.0	23.3	Pass
11a	CH116	3.27	2.12	24.0	23.3	Pass
11a	CH140	5.34	3.42	24.0	23.3	Pass
11n (HT20)	CH100	3.62	2.30	24.0	23.5	Pass
11n (HT20)	CH116	5.08	3.22	24.0	23.5	Pass
11n (HT20)	CH140	5.07	3.21	24.0	23.5	Pass
11n (HT40)	CH102	3.83	2.42	24.0	24.0	Pass
11n (HT40)	CH134	5.56	3.60	24.0	24.0	Pass
11ac (VHT20)	CH100	-1.29	0.74	24.0	23.5	Pass
11ac (VHT20)	CH116	-1.67	0.68	24.0	23.5	Pass
11ac (VHT20)	CH140	-1.52	0.70	24.0	23.5	Pass
11ac (VHT40)	CH102	-2.13	0.61	24.0	24.0	Pass
11ac (VHT40)	CH134	0.43	1.10	24.0	24.0	Pass
11ac (VHT80)	CH106	1.08	1.28	24.0	24.0	Pass

Band IV (5725 - 5850 MHz)						
Note [10]: Transmitting antennas of directional gain in Band IV (5725 MHz to 5850 MHz) is 3.7 dBi Formulas: Directional gain = GANT + Array Gain, *Array Gain* = 0.						
Mode	Channel	Frequency (MHz)	Conducted Power (dBm)	Conducted Power Total (mW)	FCC/IC Limit (W)	Verdict
11a	CH149	5745	6.17	6.56	1.00	Pass
11a	CH157	5785	6.41	5.51	1.00	Pass
11a	CH165	5825	6.53	7.13	1.00	Pass
11n (HT20)	CH149	5745	7.01	6.32	1.00	Pass
11n (HT20)	CH157	5785	7.38	5.47	1.00	Pass
11n (HT20)	CH165	5825	6.49	7.06	1.00	Pass
11n (HT40)	CH151	5755	6.44	5.55	1.00	Pass
11n (HT40)	CH159	5795	6.18	5.22	1.00	Pass
11ac (VHT20)	CH149	5745	3.95	2.48	1.00	Pass
11ac (VHT20)	CH157	5785	3.55	2.26	1.00	Pass
11ac (VHT20)	CH165	5825	3.69	2.34	1.00	Pass
11ac (VHT40)	CH151	5755	3.98	2.50	1.00	Pass
11ac (VHT40)	CH159	5795	3.65	2.32	1.00	Pass
11ac (VHT80)	CH155	5775	6.94	4.94	1.00	Pass

EIRP Power

Band I (5150 - 5250 MHz)						
Note [11]: The limit is 200 mW or 10 dBm + 10log B, whichever is less. Where “B” is the 99% emissions bandwidth in MHz (Please refer to the section A.2).						
Mode	Channel	Frequency (MHz)	EIRP Power Total (dBm)	EIRP Power Total (mW)	IC Limit (dBm)	Verdict
11a	CH36	5180	6.53	4.50	22.5	Pass
11a	CH44	5220	4.86	3.06	22.3	Pass
11a	CH48	5240	4.87	3.07	22.3	Pass
11n (HT20)	CH36	5180	6.60	4.57	22.5	Pass
11n (HT20)	CH44	5220	4.82	3.03	22.5	Pass
11n (HT20)	CH48	5240	4.97	3.14	22.5	Pass
11n (HT40)	CH38	5190	5.60	3.63	23	Pass
11n (HT40)	CH46	5230	4.50	2.82	23	Pass
11ac (VHT20)	CH36	5180	2.34	1.71	22.5	Pass
11ac (VHT20)	CH44	5220	1.57	1.44	22.5	Pass
11ac (VHT20)	CH48	5240	0.67	1.17	22.5	Pass
11ac (VHT40)	CH38	5190	1.15	1.30	23	Pass
11ac (VHT40)	CH46	5230	1.02	1.26	23	Pass
11ac (VHT80)	CH42	5210	4.60	2.88	23	Pass

Band II (5250 - 5350 MHz)						
Note [12]: The limit is 1W or 17 dBm + 10log B, whichever is less. Where “B” is the 99% emissions bandwidth in MHz (Please refer to the section A.2).						
Mode	Channel	Frequency (MHz)	EIRP Power Total (dBm)	EIRP Power Total (mW)	IC Limit (mW)	Verdict
11a	CH52	5260	6.44	4.41	29.3	Pass
11a	CH56	5280	5.05	3.20	29.3	Pass
11a	CH64	5320	4.71	2.96	29.3	Pass
11n (HT20)	CH52	5260	6.29	4.26	29.5	Pass
11n (HT20)	CH60	5300	5.40	3.47	29.5	Pass
11n (HT20)	CH64	5320	4.65	2.92	29.5	Pass
11n (HT40)	CH54	5270	6.05	4.03	30	Pass
11n (HT40)	CH62	5310	5.38	3.45	30	Pass
11ac (VHT20)	CH52	5260	1.99	1.58	29.5	Pass
11ac (VHT20)	CH60	5300	2.31	1.70	29.5	Pass
11ac (VHT20)	CH64	5320	1.55	1.43	29.5	Pass
11ac (VHT40)	CH54	5270	2.07	1.61	30	Pass
11ac (VHT40)	CH62	5310	1.76	1.50	30	Pass
11ac (VHT80)	CH58	5290	5.51	3.56	30	Pass

Band III (5470 - 5725 MHz)						
Note [13]: The limit is 1W or 17 dBm + 10log B, whichever is less. Where “B” is the 99% emissions bandwidth in MHz (Please refer to the section A.2)						
Mode	Channel	Frequency (MHz)	EIRP Power Total (dBm)	EIRP Power Total (mW)	IC Limit (mW)	Verdict
11a	CH100	5500	7.96	6.25	29.3	Pass
11a	CH116	5580	9.77	9.48	29.3	Pass
11a	CH140	5700	9.84	9.64	29.3	Pass
11n (HT20)	CH100	5500	8.12	6.49	29.5	Pass
11n (HT20)	CH116	5580	9.58	9.08	29.5	Pass
11n (HT20)	CH140	5700	9.57	9.06	29.5	Pass
11n (HT40)	CH102	5510	8.33	6.81	30	Pass
11n (HT40)	CH134	5670	10.16	10.38	30	Pass
11ac (VHT20)	CH100	5500	3.21	2.09	29.5	Pass
11ac (VHT20)	CH116	5580	5.17	3.29	29.5	Pass
11ac (VHT20)	CH140	5700	5.02	3.18	29.5	Pass
11ac (VHT40)	CH102	5510	2.37	1.73	30	Pass
11ac (VHT40)	CH134	5670	4.93	3.11	30	Pass
11ac (VHT80)	CH106	5530	7.58	5.73	30	Pass

A.2 Emission Bandwidth & 99% Bandwidth

Note: The Emission Bandwidth & 99% Bandwidth please refer to the Report No. BTL-FCCP-3-1807C078 (which issued by BTL INC. on Jul. 25, 2018), **Section 5.26dB SPECTRUM BANDWIDTH.**

A.3 6 dB Bandwidth

Note: The 6 dB Bandwidth please refer to the Report No. BTL-FCCP-3-1807C078 (which issued by BTL INC. on Jul. 25, 2018), **Section 5.26dB SPECTRUM BANDWIDTH.**

A.4 Power Spectral Density

Note: The Power Spectral Density please refer to the Report No. BTL-FCCP-3-1807C078 (which issued by BTL INC. on Jul. 25, 2018), **Section 7.POWER SPECTRAL DENSITY TEST.**

A.5 Conducted Emissions

Note: Not applicable.

A.6 Radiated Spurious Emissions and Band Edge (Restricted-band)

Test Data

Note [1]: The symbol of "--" in the table which means not application.

Note [2]: For the test data above 1 GHz，According the ANSI C63.4, where limits are specified for both average and peak (or quasi-peak) detector functions, if the peak (or quasi-peak) measured value complies with the average limit, it is unnecessary to perform an average measurement.

Note [3]: The low frequency, which started from 9 kHz to 30 MHz, was pre-scanned and the result which was 20 dB lower than the limit line per 15.31(o) was not reported.

Note [4]: The EUT is working in the Normal link mode below 1 GHz.

30 MHz to 1 GHz, ANT V

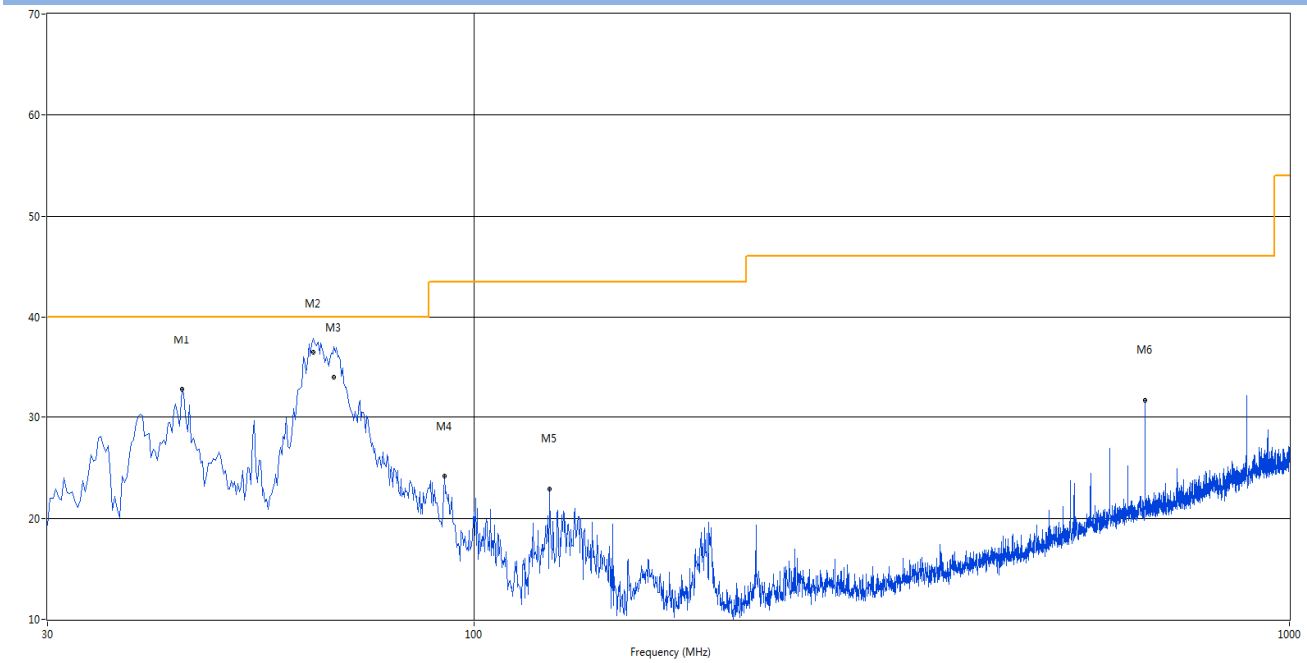

No.	Frequency (MHz)	Results (dBuV/m)	Factor (dB)	Limit (dBuV/m)	Margin (dB)	Detector	Table (o)	Height (cm)	ANT	Verdict
1	43.822	32.73	-23.55	40.0	7.27	Peak	277.20	100	Vertical	Pass
2	63.650	44.73	-25.09	40.0	-4.73	Peak	50.40	103	Vertical	N/A
2*	63.650	36.43	-25.09	40.0	3.57	QP	50.40	103	Vertical	Pass
3	67.492	40.76	-25.93	40.0	-0.76	Peak	121.80	100	Vertical	N/A
3*	67.492	33.94	-25.93	40.0	6.06	QP	121.80	100	Vertical	Pass
4	92.080	24.15	-25.88	43.5	19.35	Peak	139.60	100	Vertical	Pass
5	123.848	22.93	-26.55	43.5	20.57	Peak	183.60	100	Vertical	Pass
6	665.350	31.72	-13.08	46.0	14.28	Peak	357.70	100	Vertical	Pass

30 MHz to 1 GHz, ANT H

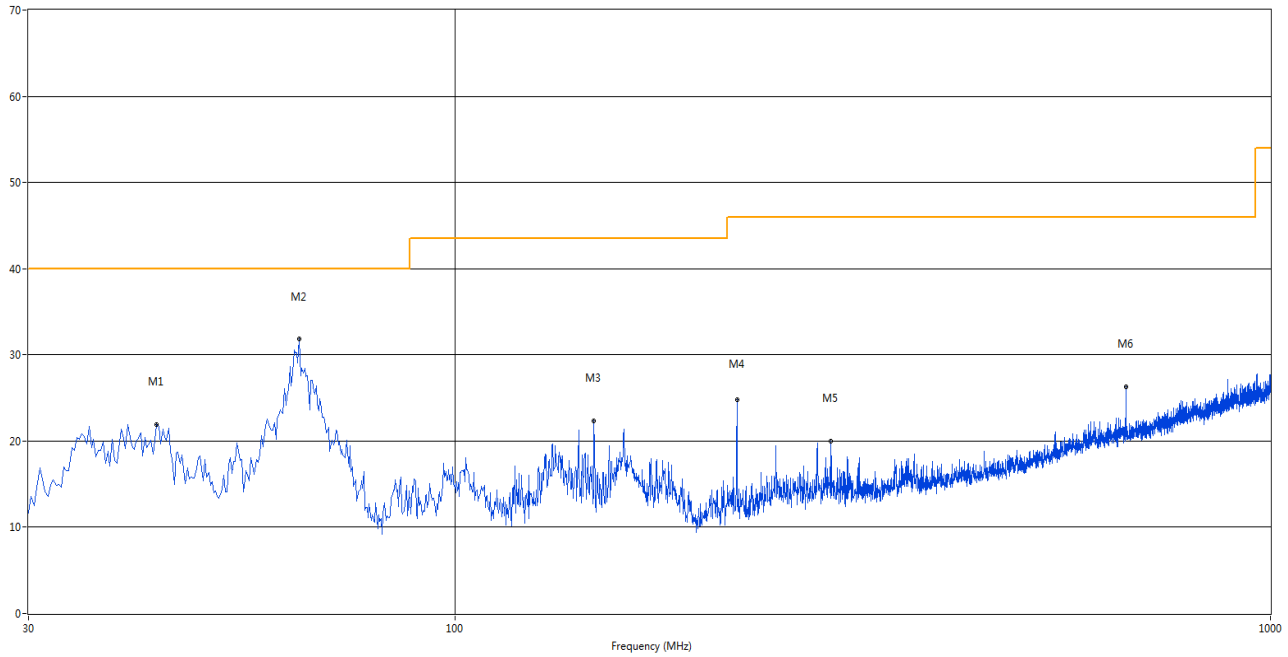

No.	Frequency (MHz)	Results (dBuV/m)	Factor (dB)	Limit (dBuV/m)	Margin (dB)	Detector	Table (o)	Height (cm)	ANT	Verdict
1	43.095	21.91	-23.50	40.0	18.09	Peak	131.30	200	Horizontal	Pass
2	64.435	31.79	-25.11	40.0	8.21	Peak	189.30	200	Horizontal	Pass
3	148.098	22.35	-27.93	43.5	21.15	Peak	269.80	200	Horizontal	Pass
4	221.818	24.76	-24.03	46.0	21.24	Peak	327.40	100	Horizontal	Pass
5	289.233	19.94	-21.69	46.0	26.06	Peak	67.60	100	Horizontal	Pass
6	665.350	26.22	-13.08	46.0	19.78	Peak	73.60	200	Horizontal	Pass

Note: The spurious from 18G-40G is noise only, do not show on the report.

1 GHz to 18 GHz, ANT V Band I 11a Low channel

No.	Frequency (MHz)	Results (dBuV/m)	Factor (dB)	Limit (dBuV/m)	Margin (dB)	Detector	Table (o)	Height (cm)	ANT	Verdict
1**	1399.232	32.31	-13.11	54	21.69	AV	69.7	150	Vertical	Pass
1	1399.232	41.75	-13.11	74	32.25	Peak	69.7	150	Vertical	Pass
2**	2111.388	42.07	-11.33	--	--	AV	176.8	150	Vertical	N/A
2	2111.388	46.81	-11.33	68.2	21.39	Peak	176.8	150	Vertical	Pass
3**	2852.896	41.74	-5.79	54	12.27	AV	104.3	150	Vertical	Pass
3	2852.896	50.84	-5.79	74	23.16	Peak	104.3	150	Vertical	Pass
4**	5180.000	87.95	-4.07	--	--	AV	260.5	150	Vertical	N/A
4	5180.000	93.49	-4.07	--	--	Peak	260.5	150	Vertical	N/A
5**	9257.496	42.62	14.21	--	--	AV	350.2	150	Vertical	N/A
5	9257.496	48.97	14.21	68.2	19.23	Peak	350.2	150	Vertical	Pass
6**	12065.142	45.78	15.06	54	8.22	AV	164.8	150	Vertical	Pass
6	12065.142	51.70	15.06	74	22.30	Peak	164.8	150	Vertical	Pass

1 GHz to 18 GHz, ANT H Band I 11a Low channel

No.	Frequency (MHz)	Results (dBuV/m)	Factor (dB)	Limit (dBuV/m)	Margin (dB)	Detector	Table (o)	Height (cm)	ANT	Verdict
1**	2111.187	43.47	-10.80	--	--	AV	114.0	150	Horizontal	N/A
1	2111.187	50.41	-10.80	68.2	17.79	Peak	114.0	150	Horizontal	Pass
2**	2701.676	42.12	-6.82	54	11.88	AV	172.0	150	Horizontal	Pass
2	2701.676	49.33	-6.82	74	24.67	Peak	172.0	150	Horizontal	Pass
3**	2910.14	43.85	-6.09	--	--	AV	137.7	150	Horizontal	N/A
3	2910.14	49.60	-6.09	68.2	18.61	Peak	137.7	150	Horizontal	Pass
4**	5180.000	88.77	-4.07	--	--	AV	269.1	150	Horizontal	N/A
4	5180.000	93.92	-4.07	--	--	Peak	269.1	150	Horizontal	N/A
5**	9906.256	44.21	16.00	--	--	AV	5.4	150	Horizontal	N/A
5	9906.256	50.09	16.00	68.2	18.11	Peak	5.4	150	Horizontal	Pass
6**	15663.139	44.65	18.82	54	9.35	AV	130.9	150	Horizontal	Pass
6	15663.139	52.98	18.82	74	21.02	Peak	130.9	150	Horizontal	Pass

1 GHz to 18 GHz, ANT V Band I 11a Middle channel

No.	Frequency (MHz)	Results (dBuV/m)	Factor (dB)	Limit (dBuV/m)	Margin (dB)	Detector	Table (o)	Height (cm)	ANT	Verdict
1**	1400.000	32.4	-12.97	54.0	21.60	AV	67.40	150	Vertical	Pass
1	1400.000	42.13	-12.97	74.0	31.87	Peak	67.40	150	Vertical	Pass
2**	2112.000	42.5	-10.47	--	-42.50	AV	173.80	150	Vertical	N/A
2	2112.000	47.30	-10.47	68.2	20.90	Peak	173.80	150	Vertical	Pass
3**	2853.500	42.2	-5.36	54.0	11.80	AV	101.30	150	Vertical	Pass
3	2853.500	51.47	-5.36	74.0	22.53	Peak	101.30	150	Vertical	Pass
4**	5220.000	88.6	-3.84	--	--	AV	258.10	150	Vertical	N/A
4	5220.000	94.42	-3.84	--	--	Peak	258.10	150	Vertical	N/A
5**	9258.313	43.5	14.94	--	-43.50	AV	348.10	150	Vertical	N/A
5	9258.313	49.45	14.94	68.2	18.75	Peak	348.10	150	Vertical	Pass
6**	12065.750	45.8	15.99	54.0	8.20	AV	162.70	150	Vertical	Pass
6	12065.750	52.48	15.99	74.0	21.52	Peak	162.70	150	Vertical	Pass

1 GHz to 18 GHz, ANT H Band I 11a Middle channel

No.	Frequency (MHz)	Results (dBuV/m)	Factor (dB)	Limit (dBuV/m)	Margin (dB)	Detector	Table (o)	Height (cm)	ANT	Verdict
1**	2112.000	44.0	-10.47	--	-44.00	AV	111.40	150	Horizontal	N/A
1	2112.000	50.82	-10.47	68.2	17.38	Peak	111.40	150	Horizontal	Pass
2**	2702.000	42.7	-6.46	54.0	11.30	AV	169.20	150	Horizontal	Pass
2	2702.000	49.82	-6.46	74.0	24.18	Peak	169.20	150	Horizontal	Pass
3**	2911.000	44.8	-5.81	--	-44.80	AV	135.70	150	Horizontal	N/A
3	2911.000	50.31	-5.81	68.2	17.89	Peak	135.70	150	Horizontal	Pass
4**	5220.000	89.5	-3.84	--	--	AV	266.10	150	Horizontal	N/A
4	5220.000	94.69	-3.84	--	--	Peak	266.10	150	Horizontal	N/A
5**	9906.625	44.9	16.30	--	-44.90	AV	2.50	150	Horizontal	N/A
5	9906.625	50.36	16.30	68.2	17.84	Peak	2.50	150	Horizontal	Pass
6**	15663.750	45.1	19.48	54.0	8.90	AV	128.50	150	Horizontal	Pass
6	15663.750	53.53	19.48	74.0	20.47	Peak	128.50	150	Horizontal	Pass

1 GHz to 18 GHz, ANT V Band I 11a High channel

No.	Frequency (MHz)	Results (dBuV/m)	Factor (dB)	Limit (dBuV/m)	Margin (dB)	Detector	Table (o)	Height (cm)	ANT	Verdict
1**	1399.461	32.06	-13.92	54	21.94	AV	70.3	150	Vertical	Pass
1	1399.461	41.59	-13.92	74	32.41	Peak	70.3	150	Vertical	Pass
2**	2111.428	41.64	-11.32	--	--	AV	176.7	150	Vertical	N/A
2	2111.428	46.71	-11.32	68.2	21.49	Peak	176.7	150	Vertical	Pass
3**	2853.416	41.64	-5.62	54	12.36	AV	103.9	150	Vertical	Pass
3	2853.416	50.74	-5.62	74	23.26	Peak	103.9	150	Vertical	Pass
4**	5240.000	88.36	-3.67	--	--	AV	260.1	150	Vertical	N/A
4	5240.000	94.34	-3.67	--	--	Peak	260.1	150	Vertical	N/A
5**	9257.604	42.62	13.98	--	--	AV	350.7	150	Vertical	N/A
5	9257.604	48.83	13.98	68.2	19.37	Peak	350.7	150	Vertical	Pass
6**	12064.842	45.15	15.41	54	8.85	AV	165.0	150	Vertical	Pass
6	12064.842	51.83	15.41	74	22.17	Peak	165.0	150	Vertical	Pass

1 GHz to 18 GHz, ANT H Band I 11a High channel

No.	Frequency (MHz)	Results (dBuV/m)	Factor (dB)	Limit (dBuV/m)	Margin (dB)	Detector	Table (o)	Height (cm)	ANT	Verdict
1**	2111.3	43.97	-10.97	--	--	AV	113.9	150	Horizontal	N/A
1	2111.3	50.20	-10.97	68.2	18.00	Peak	113.9	150	Horizontal	Pass
2**	2701.766	41.88	-7.20	54	12.12	AV	172.2	150	Horizontal	Pass
2	2701.766	49.63	-7.20	74	24.38	Peak	172.2	150	Horizontal	Pass
3**	2910.856	44.23	-6.51	--	--	AV	138.5	150	Horizontal	N/A
3	2910.856	49.83	-6.51	68.2	18.37	Peak	138.5	150	Horizontal	Pass
4**	5240.000	88.95	-3.67	--	--	AV	268.3	150	Horizontal	N/A
4	5240.000	94.69	-3.67	--	--	Peak	268.3	150	Horizontal	N/A
5**	9906.048	43.96	15.57	--	--	AV	5.2	150	Horizontal	N/A
5	9906.048	49.51	15.57	68.2	18.69	Peak	5.2	150	Horizontal	Pass
6**	15663.171	45.00	19.14	54	9.00	AV	130.7	150	Horizontal	Pass
6	15663.171	53.29	19.14	74	20.71	Peak	130.7	150	Horizontal	Pass

1 GHz to 18 GHz, ANT V Band II 11a Low channel

No.	Frequency (MHz)	Results (dBuV/m)	Factor (dB)	Limit (dBuV/m)	Margin (dB)	Detector	Table (o)	Height (cm)	ANT	Verdict
1**	2111.431	43.08	-10.58	--	--	AV	114.0	150	Vertical	N/A
1	2111.431	49.63	-10.58	68.2	18.57	Peak	114.0	150	Vertical	Pass
2**	2401.454	50.59	-9.26	--	--	AV	234.1	150	Vertical	N/A
2	2401.454	53.16	-9.26	68.2	15.04	Peak	234.1	150	Vertical	Pass
3**	2870.034	46.88	-6.01	54	7.12	AV	186.1	150	Vertical	Pass
3	2870.034	50.97	-6.01	74	23.03	Peak	186.1	150	Vertical	Pass
4**	5260.000	88.42	-3.48	--	--	AV	265.5	150	Vertical	N/A
4	5260.000	92.26	-3.48	--	--	Peak	265.5	150	Vertical	N/A
5**	9240.553	42.54	15.39	--	--	AV	310.8	150	Vertical	N/A
5	9240.553	48.72	15.39	68.2	19.48	Peak	310.8	150	Vertical	Pass
6**	16623.847	47.63	20.52	--	--	AV	197.3	150	Vertical	N/A
6	16623.847	53.28	20.52	68.2	14.93	Peak	197.3	150	Vertical	Pass

1 GHz to 18 GHz, ANT H Band II 11a Low channel

1**	2111.28	43.65	-10.51	--	--	AV	113.7	150	Horizontal	N/A
1	2111.28	49.60	-10.51	68.2	18.60	Peak	113.7	150	Horizontal	Pass
2**	2401.999	50.39	-9.24	--	--	AV	234.9	150	Horizontal	N/A
2	2401.999	52.76	-9.24	68.2	15.44	Peak	234.9	150	Horizontal	Pass
3**	2869.759	47.68	-5.33	54	6.33	AV	186.4	150	Horizontal	Pass
3	2869.759	51.01	-5.33	74	22.99	Peak	186.4	150	Horizontal	Pass
4**	5260.000	88.91	-3.48	--	--	AV	265.4	150	Horizontal	N/A
4	5260.000	92.54	-3.48	--	--	Peak	265.4	150	Horizontal	N/A
5**	9240.851	42.32	14.64	--	--	AV	310.8	150	Horizontal	N/A
5	9240.851	48.25	14.64	68.2	19.95	Peak	310.8	150	Horizontal	Pass
6**	16623.737	47.81	19.89	--	--	AV	197.6	150	Horizontal	N/A
6	16623.737	53.38	19.89	68.2	14.82	Peak	197.6	150	Horizontal	Pass

1 GHz to 18 GHz, ANT V Band II 11a Middle channel

No.	Frequency (MHz)	Results (dBuV/m)	Factor (dB)	Limit (dBuV/m)	Margin (dB)	Detector	Table (o)	Height (cm)	ANT	Verdict
1**	1863.000	39.6	-13.05	--	-39.60	AV	182.10	150	Vertical	N/A
1	1863.000	46.62	-13.05	68.2	21.58	Peak	182.10	150	Vertical	Pass
2**	2351.000	38.1	-8.78	54.0	15.90	AV	62.70	150	Vertical	Pass
2	2351.000	49.98	-8.78	74.0	24.02	Peak	62.70	150	Vertical	Pass
3**	2911.000	45.4	-5.81	--	-45.40	AV	133.80	150	Vertical	N/A
3	2911.000	50.69	-5.81	68.2	17.51	Peak	133.80	150	Vertical	Pass
4**	5300.000	87.3	-3.17	--	--	AV	255.50	150	Vertical	N/A
4	5300.000	92.84	-3.17	--	--	Peak	255.50	150	Vertical	N/A
5**	12077.250	45.6	15.97	54.0	8.40	AV	0.00	150	Vertical	Pass
5	12077.250	52.47	15.97	74.0	21.53	Peak	0.00	150	Vertical	Pass
6**	16893.563	49.3	20.18	--	-49.30	AV	1.60	150	Vertical	N/A
6	16893.563	54.10	20.18	68.2	14.10	Peak	1.60	150	Vertical	Pass

1 GHz to 18 GHz, ANT H Band II 11a Middle channel

No.	Frequency (MHz)	Results (dBuV/m)	Factor (dB)	Limit (dBuV/m)	Margin (dB)	Detector	Table (o)	Height (cm)	ANT	Verdict
1**	2112.000	43.9	-10.47	--	-43.90	AV	111.70	150	Horizontal	N/A
1	2112.000	49.76	-10.47	68.2	18.44	Peak	111.70	150	Horizontal	Pass
2**	2402.000	50.9	-9.00	--	-50.90	AV	232.00	150	Horizontal	N/A
2	2402.000	53.58	-9.00	68.2	14.62	Peak	232.00	150	Horizontal	Pass
3**	2870.500	47.7	-5.10	54.0	6.30	AV	183.70	150	Horizontal	Pass
3	2870.500	51.95	-5.10	74.0	22.05	Peak	183.70	150	Horizontal	Pass
4**	5300.000	89.2	-3.17	--	--	AV	262.80	150	Horizontal	N/A
4	5300.000	93.09	-3.17	--	--	Peak	262.80	150	Horizontal	N/A
5**	9241.062	43.0	15.58	--	-43.00	AV	308.40	150	Horizontal	N/A
5	9241.062	49.21	15.58	68.2	18.99	Peak	308.40	150	Horizontal	Pass
6**	16624.500	48.3	20.84	--	-48.30	AV	194.90	150	Horizontal	N/A
6	16624.500	54.14	20.84	68.2	14.06	Peak	194.90	150	Horizontal	Pass

1 GHz to 18 GHz, ANT V Band II 11a High channel

No.	Frequency (MHz)	Results (dBuV/m)	Factor (dB)	Limit (dBuV/m)	Margin (dB)	Detector	Table (o)	Height (cm)	ANT	Verdict
1**	1862.379	39.42	-13.72	--	--	AV	185.1	150	Vertical	N/A
1	1862.379	45.69	-13.72	68.2	22.51	Peak	185.1	150	Vertical	Pass
2**	2350.856	37.13	-9.32	54	16.87	AV	65.3	150	Vertical	Pass
2	2350.856	49.77	-9.32	74	24.23	Peak	65.3	150	Vertical	Pass
3**	2910.201	44.87	-6.20	--	--	AV	136.2	150	Vertical	N/A
3	2910.201	49.87	-6.20	68.2	18.34	Peak	136.2	150	Vertical	Pass
4**	5320.000	86.99	-3.03	--	--	AV	257.5	150	Vertical	N/A
4	5320.000	92.18	-3.03	--	--	Peak	257.5	150	Vertical	N/A
5**	12076.793	44.65	15.88	54	9.35	AV	2.2	150	Vertical	Pass
5	12076.793	51.54	15.88	74	22.46	Peak	2.2	150	Vertical	Pass
6**	16892.721	48.70	19.99	--	--	AV	4.4	150	Vertical	N/A
6	16892.721	53.62	19.99	68.2	14.58	Peak	4.4	150	Vertical	Pass

1 GHz to 18 GHz, ANT H Band II 11a High channel

No.	Frequency (MHz)	Results (dBuV/m)	Factor (dB)	Limit (dBuV/m)	Margin (dB)	Detector	Table (o)	Height (cm)	ANT	Verdict
1**	2111.273	43.66	-10.64	--	--	AV	114.6	150	Horizontal	N/A
1	2111.273	49.55	-10.64	68.2	18.65	Peak	114.6	150	Horizontal	Pass
2**	2401.865	50.40	-9.56	--	--	AV	234.8	150	Horizontal	N/A
2	2401.865	52.86	-9.56	68.2	15.34	Peak	234.8	150	Horizontal	Pass
3**	2869.916	47.55	-5.51	54	6.45	AV	186.4	150	Horizontal	Pass
3	2869.916	51.17	-5.51	74	22.83	Peak	186.4	150	Horizontal	Pass
4**	5320.000	88.64	-3.03	--	--	AV	265.3	150	Horizontal	N/A
4	5320.000	92.19	-3.03	--	--	Peak	265.3	150	Horizontal	N/A
5**	9240.285	42.56	14.88	--	--	AV	311.3	150	Horizontal	N/A
5	9240.285	48.86	14.88	68.2	19.34	Peak	311.3	150	Horizontal	Pass
6**	16624.227	47.44	20.68	--	--	AV	197.7	150	Horizontal	N/A
6	16624.227	53.76	20.68	68.2	14.44	Peak	197.7	150	Horizontal	Pass

1 GHz to 18 GHz, ANT V Band III 11a Low channel

No.	Frequency (MHz)	Results (dBuV/m)	Factor (dB)	Limit (dBuV/m)	margin(dB)	Detector	Table (o)	Height (cm)	ANT	Verdict
1	1850.828	47.61	-13.62	68.2	20.59	Peak	158.76	150	Vertical	Pass
2	2111.796	46.55	-11.22	68.2	21.65	Peak	172.68	150	Vertical	Pass
3	3004.885	49.04	-10.34	68.2	19.16	Peak	132.91	150	Vertical	Pass
4	5500.000	92.73	-2.95	--	--	Peak	300.34	150	Vertical	N/A
5	10564.972	50.14	14.42	68.2	18.06	Peak	293.79	150	Vertical	Pass
6	16888.641	52.39	19.15	68.2	15.81	Peak	355.84	150	Vertical	Pass

1 GHz to 18 GHz, ANT H Band III 11a Low channel

No.	Frequency (MHz)	Results (dBuV/m)	Factor (dB)	Limit (dBuV/m)	margin(dB)	Detector	Table (o)	Height (cm)	ANT	Verdict
1	1958.812	44.44	-12.18	68.2	23.77	Peak	33.77	150	Horizontal	Pass
2	2111.946	49.43	-11.30	68.2	18.78	Peak	114.58	150	Horizontal	Pass
3	2903.282	49.43	-6.08	68.2	18.77	Peak	137.70	150	Horizontal	Pass
4	5500.000	97.37	-2.95	--	--	Peak	270.37	150	Horizontal	N/A
5	12065.747	51.43	15.49	74	22.57	Peak	57.13	150	Horizontal	Pass
6	16914.017	52.61	20.08	68.2	15.59	Peak	347.27	150	Horizontal	Pass

1 GHz to 18 GHz, ANT V Band III 11a Middle channel

No.	Frequency (MHz)	Results (dBuV/m)	Factor (dB)	Limit (dBuV/m)	margin(dB)	Detector	Table (o)	Height (cm)	ANT	Verdict
1	1851.000	47.84	-12.96	68.2	20.36	Peak	156.40	150	Vertical	Pass
2	2112.000	47.38	-10.47	68.2	20.82	Peak	169.90	150	Vertical	Pass
3	3005.000	49.57	-9.62	68.2	18.63	Peak	130.10	150	Vertical	Pass
4	5580.000	93.41	-2.71	--	--	Peak	298.00	150	Vertical	N/A
5	10565.000	50.65	15.41	68.2	17.55	Peak	290.90	150	Vertical	Pass
6	16889.625	53.33	20.08	68.2	14.87	Peak	352.90	150	Vertical	Pass

1 GHz to 18 GHz, ANT H Band III 11a Middle channel

No.	Frequency (MHz)	Results (dBuV/m)	Factor (dB)	Limit (dBuV/m)	margin(dB)	Detector	Table (o)	Height (cm)	ANT	Verdict
1	1959.500	45.32	-11.84	68.2	22.88	Peak	31.60	150	Horizontal	Pass
2	2112.000	49.99	-10.47	68.2	18.21	Peak	112.40	150	Horizontal	Pass
3	2903.500	49.69	-5.36	68.2	18.51	Peak	135.20	150	Horizontal	Pass
4	5580.000	97.39	-2.71	--	--	Peak	268.20	150	Horizontal	N/A
5	12065.750	52.01	15.99	74.0	21.99	Peak	55.10	150	Horizontal	Pass
6	16914.562	53.36	20.42	68.2	14.84	Peak	344.30	150	Horizontal	Pass

1 GHz to 18 GHz, ANT V Band III 11a High channel

No.	Frequency (MHz)	Results (dBuV/m)	Factor (dB)	Limit (dBuV/m)	margin(dB)	Detector	Table (o)	Height (cm)	ANT	Verdict
1	1850.403	47.33	-13.46	68.2	20.87	Peak	158.89	150	Vertical	Pass
2	2111.338	46.87	-10.82	68.2	21.33	Peak	172.53	150	Vertical	Pass
3	3004.988	48.71	-10.30	68.2	19.49	Peak	132.83	150	Vertical	Pass
4	5700.000	92.43	-2.35	--	--	Peak	300.63	150	Vertical	N/A
5	10564.678	49.91	15.26	68.2	18.29	Peak	293.62	150	Vertical	Pass
6	16888.835	52.83	19.84	68.2	15.37	Peak	355.40	150	Vertical	Pass

1 GHz to 18 GHz, ANT H Band III 11a High channel

No.	Frequency (MHz)	Results (dBuV/m)	Factor (dB)	Limit (dBuV/m)	margin(dB)	Detector	Table (o)	Height (cm)	ANT	Verdict
1	1958.880	44.95	-12.41	68.2	23.25	Peak	33.68	150	Horizontal	Pass
2	2111.146	49.37	-10.68	68.2	18.83	Peak	114.41	150	Horizontal	Pass
3	2903.460	49.04	-6.29	68.2	19.16	Peak	138.02	150	Horizontal	Pass
4	5700.000	97.35	-2.35	--	--	Peak	270.75	150	Horizontal	N/A
5	12065.449	51.26	15.17	74	22.74	Peak	58.06	150	Horizontal	Pass
6	16914.374	52.90	19.53	68.2	15.30	Peak	346.75	150	Horizontal	Pass

1 GHz to 18 GHz, ANT V Band IV 11a Low channel

No.	Frequency (MHz)	Results (dBuV/m)	Factor (dB)	Limit (dBuV/m)	Margin (dB)	Detector	Table (o)	Height (cm)	ANT	Verdict
1**	1870.794	40.93	-13.58	--	--	AV	147.0	150	Vertical	N/A
1	1870.794	49.78	-13.58	68.2	18.43	Peak	147.0	150	Vertical	Pass
2**	2667.257	36.95	-6.25	--	--	AV	44.2	150	Vertical	N/A
2	2667.257	46.93	-6.25	68.2	21.27	Peak	44.2	150	Vertical	Pass
3**	2930.757	42.78	-6.00	--	--	AV	107.4	150	Vertical	N/A
3	2930.757	49.02	-6.00	68.2	19.19	Peak	107.4	150	Vertical	Pass
4**	5745.000	90.58	-1.78	--	--	AV	295.7	150	Vertical	N/A
4	5745.000	96.13	-1.78	--	--	Peak	295.7	150	Vertical	N/A
5**	10792.107	44.05	15.07	54	9.95	AV	30.7	150	Vertical	Pass
5	10792.107	49.43	15.07	74	24.57	Peak	30.7	150	Vertical	Pass
6**	16612.103	45.61	19.88	--	--	AV	278.7	150	Vertical	N/A
6	16612.103	52.71	19.88	68.2	15.49	Peak	278.7	150	Vertical	Pass

1 GHz to 18 GHz, ANT H Band IV 11a Low channel

No.	Frequency (MHz)	Results (dBuV/m)	Factor (dB)	Limit (dBuV/m)	Margin (dB)	Detector	Table (o)	Height (cm)	ANT	Verdict
1**	2111.474	44.63	-11.01	--	--	AV	125.8	150	Horizontal	N/A
1	2111.474	50.80	-11.01	68.2	17.40	Peak	125.8	150	Horizontal	Pass
2**	2704.073	44.76	-7.01	54	9.24	AV	208.0	150	Horizontal	Pass
2	2704.073	49.10	-7.01	74	24.90	Peak	208.0	150	Horizontal	Pass
3**	2993.193	46.19	-7.10	--	--	AV	140.8	150	Horizontal	N/A
3	2993.193	48.75	-7.10	68.2	19.45	Peak	140.8	150	Horizontal	Pass
4**	5745.000	93.65	-1.78	--	--	AV	350.4	150	Horizontal	N/A
4	5745.000	98.32	-1.78	--	--	Peak	350.4	150	Horizontal	N/A
5**	9901.794	43.06	16.28	--	--	AV	20.9	150	Horizontal	N/A
5	9901.794	49.55	16.28	68.2	18.65	Peak	20.9	150	Horizontal	Pass
6**	16892.911	46.87	19.75	--	--	AV	362.5	150	Horizontal	N/A
6	16892.911	55.26	19.75	68.2	12.94	Peak	362.5	150	Horizontal	Pass

1 GHz to 18 GHz, ANT V Band IV 11a Middle channel

No.	Frequency (MHz)	Results (dBuV/m)	Factor (dB)	Limit (dBuV/m)	Margin (dB)	Detector	Table (o)	Height (cm)	ANT	Verdict
1**	1871.500	41.0	-13.27	--	-41.00	AV	144.00	150	Vertical	N/A
1	1871.500	49.99	-13.27	68.2	18.21	Peak	144.00	150	Vertical	Pass
2**	2668.000	37.0	-5.67	--	-37.00	AV	41.50	150	Vertical	N/A
2	2668.000	47.67	-5.67	68.2	20.53	Peak	41.50	150	Vertical	Pass
3**	2931.500	42.9	-5.03	--	-42.90	AV	105.20	150	Vertical	N/A
3	2931.500	49.27	-5.03	68.2	18.93	Peak	105.20	150	Vertical	Pass
4**	5785.000	91.5	-1.42	--	--	AV	293.10	150	Vertical	N/A
4	5785.000	96.19	-1.42	--	--	Peak	293.10	150	Vertical	N/A
5**	10792.125	44.4	15.51	54.0	9.60	AV	28.50	150	Vertical	Pass
5	10792.125	49.84	15.51	74.0	24.16	Peak	28.50	150	Vertical	Pass
6**	16612.688	46.6	20.79	--	-46.60	AV	276.10	150	Vertical	N/A
6	16612.688	53.51	20.79	68.2	14.69	Peak	276.10	150	Vertical	Pass

1 GHz to 18 GHz, ANT H Band IV 11a Middle channel

No.	Frequency (MHz)	Results (dBuV/m)	Factor (dB)	Limit (dBuV/m)	Margin (dB)	Detector	Table (o)	Height (cm)	ANT	Verdict
1**	2112.000	44.7	-10.47	--	-44.70	AV	123.00	150	Horizontal	N/A
1	2112.000	51.45	-10.47	68.2	16.75	Peak	123.00	150	Horizontal	Pass
2**	2705.000	45.1	-6.45	54.0	8.90	AV	205.30	150	Horizontal	Pass
2	2705.000	49.26	-6.45	74.0	24.74	Peak	205.30	150	Horizontal	Pass
3**	2993.500	46.5	-6.28	--	-46.50	AV	138.00	150	Horizontal	N/A
3	2993.500	49.28	-6.28	68.2	18.92	Peak	138.00	150	Horizontal	Pass
4**	5785.000	94.1	-1.42	--	--	AV	348.20	150	Horizontal	N/A
4	5785.000	98.71	-1.42	--	--	Peak	348.20	150	Horizontal	N/A
5**	9902.312	43.7	16.46	--	-43.70	AV	18.10	150	Horizontal	N/A
5	9902.312	49.92	16.46	68.2	18.28	Peak	18.10	150	Horizontal	Pass
6**	16893.563	47.2	20.18	--	-47.20	AV	360.00	150	Horizontal	N/A
6	16893.563	55.32	20.18	68.2	12.88	Peak	360.00	150	Horizontal	Pass

1 GHz to 18 GHz, ANT V Band IV 11a High channel

No.	Frequency (MHz)	Results (dBuV/m)	Factor (dB)	Limit (dBuV/m)	Margin (dB)	Detector	Table (o)	Height (cm)	ANT	Verdict
1**	1871.196	40.06	-13.37	--	--	AV	146.7	150	Vertical	N/A
1	1871.196	49.99	-13.37	68.2	18.21	Peak	146.7	150	Vertical	Pass
2**	2667.474	36.37	-5.68	--	--	AV	44.2	150	Vertical	N/A
2	2667.474	47.03	-5.68	68.2	21.17	Peak	44.2	150	Vertical	Pass
3**	2931.277	42.51	-5.69	--	--	AV	107.3	150	Vertical	N/A
3	2931.277	48.53	-5.69	68.2	19.67	Peak	107.3	150	Vertical	Pass
4**	5825.000	91.27	-1.07	--	--	AV	295.3	150	Vertical	N/A
4	5825.000	96.08	-1.07	--	--	Peak	295.3	150	Vertical	N/A
5**	10791.148	43.74	14.84	54	10.26	AV	30.5	150	Vertical	Pass
5	10791.148	49.36	14.84	74	24.64	Peak	30.5	150	Vertical	Pass
6**	16611.91	46.32	20.20	--	--	AV	278.3	150	Vertical	N/A
6	16611.91	53.36	20.20	68.2	14.84	Peak	278.3	150	Vertical	Pass

1 GHz to 18 GHz, ANT H Band IV 11a High channel

No.	Frequency (MHz)	Results (dBuV/m)	Factor (dB)	Limit (dBuV/m)	Margin (dB)	Detector	Table (o)	Height (cm)	ANT	Verdict
1**	2111.258	44.64	-11.05	--	--	AV	125.5	150	Horizontal	N/A
1	2111.258	50.83	-11.05	68.2	17.37	Peak	125.5	150	Horizontal	Pass
2**	2704.861	44.59	-7.15	54	9.41	AV	207.6	150	Horizontal	Pass
2	2704.861	48.56	-7.15	74	25.44	Peak	207.6	150	Horizontal	Pass
3**	2992.831	45.65	-6.60	--	--	AV	140.7	150	Horizontal	N/A
3	2992.831	48.56	-6.60	68.2	19.64	Peak	140.7	150	Horizontal	Pass
4**	5825.000	93.27	-1.07	--	--	AV	350.3	150	Horizontal	N/A
4	5825.000	98.21	-1.07	--	--	Peak	350.3	150	Horizontal	N/A
5**	9901.795	43.21	15.47	--	--	AV	20.6	150	Horizontal	N/A
5	9901.795	49.48	15.47	68.2	18.73	Peak	20.6	150	Horizontal	Pass
6**	16892.84	46.25	19.54	--	--	AV	362.0	150	Horizontal	N/A
6	16892.84	54.75	19.54	68.2	13.45	Peak	362.0	150	Horizontal	Pass

1 GHz to 18 GHz, ANT V Band I 11n20 Low channel

No.	Frequency (MHz)	Results (dBuV/m)	Factor (dB)	Limit (dBuV/m)	Margin (dB)	Detector	Table (o)	Height (cm)	ANT	Verdict
1**	2111.108	41.69	-10.88	--	--	AV	164.5	150	Vertical	N/A
1	2111.108	46.45	-10.88	68.2	21.76	Peak	164.5	150	Vertical	Pass
2**	2350.666	48.33	-9.02	54	5.67	AV	84.5	150	Vertical	Pass
2	2350.666	49.88	-9.02	74	24.12	Peak	84.5	150	Vertical	Pass
3**	2849.969	46.21	-5.07	54	7.79	AV	103.9	150	Vertical	Pass
3	2849.969	50.18	-5.07	74	23.82	Peak	103.9	150	Vertical	Pass
4**	5180.000	89.35	-4.07	--	--	AV	253.1	150	Vertical	N/A
4	5180.000	94.08	-4.07	--	--	Peak	253.1	150	Vertical	N/A
5**	9104.218	42.64	13.82	54	11.36	AV	152.0	150	Vertical	Pass
5	9104.218	48.51	13.82	74	25.49	Peak	152.0	150	Vertical	Pass
6**	16521.27	46.23	19.09	--	--	AV	226.4	150	Vertical	N/A
6	16521.27	53.91	19.09	68.2	14.29	Peak	226.4	150	Vertical	Pass

1 GHz to 18 GHz, ANT H Band I 11n20 Low channel

No.	Frequency (MHz)	Results (dBuV/m)	Factor (dB)	Limit (dBuV/m)	Margin (dB)	Detector	Table (o)	Height (cm)	ANT	Verdict
1**	2111.69	42.35	-11.36	--	--	AV	115.9	150	Horizontal	N/A
1	2111.69	48.27	-11.36	68.2	19.93	Peak	115.9	150	Horizontal	Pass
2**	2828.636	46.85	-6.50	54	7.15	AV	174.6	150	Horizontal	Pass
2	2828.636	51.38	-6.50	74	22.62	Peak	174.6	150	Horizontal	Pass
3**	5180.000	89.44	-4.07	--	--	AV	273.3	150	Horizontal	N/A
3	5180.000	93.55	-4.07	--	--	Peak	273.3	150	Horizontal	N/A
4**	9900.756	43.36	15.73	--	--	AV	5.2	150	Horizontal	N/A
4	9900.756	50.78	15.73	68.2	17.42	Peak	5.2	150	Horizontal	Pass
5**	12549.737	46.00	16.07	54	8.00	AV	263.8	150	Horizontal	Pass
5	12549.737	52.51	16.07	74	21.49	Peak	263.8	150	Horizontal	Pass
6**	17501.013	48.86	20.65	--	--	AV	138.9	150	Horizontal	N/A
6	17501.013	53.88	20.65	68.2	14.32	Peak	138.9	150	Horizontal	Pass

1 GHz to 18 GHz, ANT V Band I 11n20 Middle channel

No.	Frequency (MHz)	Results (dBuV/m)	Factor (dB)	Limit (dBuV/m)	Margin (dB)	Detector	Table (o)	Height (cm)	ANT	Verdict
1**	2112.000	41.8	-10.47	--	-41.80	AV	161.60	150	Vertical	N/A
1	2112.000	47.34	-10.47	68.2	20.86	Peak	161.60	150	Vertical	Pass
2**	2351.500	48.5	-8.75	54.0	5.50	AV	82.10	150	Vertical	Pass
2	2351.500	50.54	-8.75	74.0	23.46	Peak	82.10	150	Vertical	Pass
3**	2850.000	47.0	-4.96	54.0	7.00	AV	101.50	150	Vertical	Pass
3	2850.000	50.90	-4.96	74.0	23.10	Peak	101.50	150	Vertical	Pass
4**	5220.000	89.6	-3.84	--	--	AV	250.50	150	Vertical	N/A
4	5220.000	94.40	-3.84	--	--	Peak	250.50	150	Vertical	N/A
5**	9104.500	43.2	14.48	54.0	10.80	AV	149.10	150	Vertical	Pass
5	9104.500	49.47	14.48	74.0	24.53	Peak	149.10	150	Vertical	Pass
6**	16522.125	46.3	19.90	--	-46.30	AV	223.40	150	Vertical	N/A
6	16522.125	54.41	19.90	68.2	13.79	Peak	223.40	150	Vertical	Pass

1 GHz to 18 GHz, ANT H Band I 11n20 Middle channel

No.	Frequency (MHz)	Results (dBuV/m)	Factor (dB)	Limit (dBuV/m)	Margin (dB)	Detector	Table (o)	Height (cm)	ANT	Verdict
1**	2112.000	42.7	-10.47	--	-42.70	AV	113.40	150	Horizontal	N/A
1	2112.000	48.32	-10.47	68.2	19.88	Peak	113.40	150	Horizontal	Pass
2**	2829.500	47.7	-6.15	54.0	6.30	AV	172.00	150	Horizontal	Pass
2	2829.500	51.40	-6.15	74.0	22.60	Peak	172.00	150	Horizontal	Pass
3**	5220.000	89.7	-3.84	--	--	AV	270.90	150	Horizontal	N/A
3	5220.000	94.09	-3.84	--	--	Peak	270.90	150	Horizontal	N/A
4**	9900.875	44.0	16.51	--	-44.00	AV	2.20	150	Horizontal	N/A
4	9900.875	50.84	16.51	68.2	17.36	Peak	2.20	150	Horizontal	Pass
5**	12550.187	46.3	17.02	54.0	7.70	AV	261.60	150	Horizontal	Pass
5	12550.187	53.01	17.02	74.0	20.99	Peak	261.60	150	Horizontal	Pass
6**	17501.250	49.1	21.59	--	-49.10	AV	136.70	150	Horizontal	N/A
6	17501.250	54.00	21.59	68.2	14.20	Peak	136.70	150	Horizontal	Pass

1 GHz to 18 GHz, ANT V Band I 11n20 High channel

No.	Frequency (MHz)	Results (dBuV/m)	Factor (dB)	Limit (dBuV/m)	Margin (dB)	Detector	Table (o)	Height (cm)	ANT	Verdict
1**	2111.197	40.91	-11.03	--	--	AV	163.7	150	Vertical	N/A
1	2111.197	46.38	-11.03	68.2	21.82	Peak	163.7	150	Vertical	Pass
2**	2350.855	48.43	-8.86	54	5.57	AV	84.5	150	Vertical	Pass
2	2350.855	50.51	-8.86	74	23.49	Peak	84.5	150	Vertical	Pass
3**	2849.726	46.91	-5.89	54	7.09	AV	104.0	150	Vertical	Pass
3	2849.726	50.46	-5.89	74	23.54	Peak	104.0	150	Vertical	Pass
4**	5240.000	89.04	-3.67	--	--	AV	252.8	150	Vertical	N/A
4	5240.000	94.10	-3.67	--	--	Peak	252.8	150	Vertical	N/A
5**	9104.199	42.20	14.28	54	11.80	AV	151.8	150	Vertical	Pass
5	9104.199	49.43	14.28	74	24.57	Peak	151.8	150	Vertical	Pass
6**	16521.219	46.05	19.66	--	--	AV	225.7	150	Vertical	N/A
6	16521.219	53.45	19.66	68.2	14.75	Peak	225.7	150	Vertical	Pass

1 GHz to 18 GHz, ANT H Band I 11n20 High channel

No.	Frequency (MHz)	Results (dBuV/m)	Factor (dB)	Limit (dBuV/m)	Margin (dB)	Detector	Table (o)	Height (cm)	ANT	Verdict
1**	2111.526	42.09	-10.74	--	--	AV	115.6	150	Horizontal	N/A
1	2111.526	48.01	-10.74	68.2	20.19	Peak	115.6	150	Horizontal	Pass
2**	2828.814	46.88	-6.57	54	7.13	AV	174.5	150	Horizontal	Pass
2	2828.814	50.73	-6.57	74	23.27	Peak	174.5	150	Horizontal	Pass
3**	5240.000	89.64	-3.67	--	--	AV	273.6	150	Horizontal	N/A
3	5240.000	93.85	-3.67	--	--	Peak	273.6	150	Horizontal	N/A
4**	9900.807	43.49	16.36	--	--	AV	4.2	150	Horizontal	N/A
4	9900.807	50.17	16.36	68.2	18.03	Peak	4.2	150	Horizontal	Pass
5**	12550.01	46.10	16.70	54	7.90	AV	264.5	150	Horizontal	Pass
5	12550.01	52.25	16.70	74	21.75	Peak	264.5	150	Horizontal	Pass
6**	17500.709	48.76	20.92	--	--	AV	139.3	150	Horizontal	N/A
6	17500.709	53.32	20.92	68.2	14.88	Peak	139.3	150	Horizontal	Pass

1 GHz to 18 GHz, ANT V Band II 11n20 Low channel

No.	Frequency (MHz)	Results (dBuV/m)	Factor (dB)	Limit (dBuV/m)	Margin (dB)	Detector	Table (o)	Height (cm)	ANT	Verdict
1**	2111.341	42.11	-11.39	--	--	AV	170.7	150	Vertical	N/A
1	2111.341	46.99	-11.39	68.2	21.21	Peak	170.7	150	Vertical	Pass
2**	2371.704	47.31	-9.18	54	6.70	AV	73.4	150	Vertical	Pass
2	2371.704	50.70	-9.18	74	23.30	Peak	73.4	150	Vertical	Pass
3**	2869.987	46.60	-6.07	54	7.40	AV	208.9	150	Vertical	Pass
3	2869.987	50.48	-6.07	74	23.52	Peak	208.9	150	Vertical	Pass
4**	5260.000	87.50	-3.48	--	--	AV	261.4	150	Vertical	N/A
4	5260.000	91.44	-3.48	--	--	Peak	261.4	150	Vertical	N/A
5**	12683.091	45.23	16.43	54	8.77	AV	117.7	150	Vertical	Pass
5	12683.091	53.24	16.43	74	20.77	Peak	117.7	150	Vertical	Pass
6**	17459.134	47.49	21.21	--	--	AV	93.1	150	Vertical	N/A
6	17459.134	53.70	21.21	68.2	14.50	Peak	93.1	150	Vertical	Pass

1 GHz to 18 GHz, ANT H Band II 11n20 Low channel

No.	Frequency (MHz)	Results (dBuV/m)	Factor (dB)	Limit (dBuV/m)	Margin (dB)	Detector	Table (o)	Height (cm)	ANT	Verdict
1**	2111.982	44.49	-11.13	--	--	AV	116.7	150	Horizontal	N/A
1	2111.982	49.70	-11.13	68.2	18.50	Peak	116.7	150	Horizontal	Pass
2**	2664.924	44.25	-6.00	--	--	AV	132.0	150	Horizontal	N/A
2	2664.924	49.97	-6.00	68.2	18.23	Peak	132.0	150	Horizontal	Pass
3**	2910.626	44.92	-6.32	--	--	AV	136.7	150	Horizontal	N/A
3	2910.626	49.62	-6.32	68.2	18.58	Peak	136.7	150	Horizontal	Pass
4**	5260.000	89.44	-3.48	--	--	AV	271.4	150	Horizontal	N/A
4	5260.000	92.83	-3.48	--	--	Peak	271.4	150	Horizontal	N/A
5**	12312.247	47.27	16.46	54	6.74	AV	9.7	150	Horizontal	Pass
5	12312.247	52.34	16.46	74	21.66	Peak	9.7	150	Horizontal	Pass
6**	16462.777	47.81	20.44	--	--	AV	58.0	150	Horizontal	N/A
6	16462.777	53.68	20.44	68.2	14.52	Peak	58.0	150	Horizontal	Pass

1 GHz to 18 GHz, ANT V Band II 11n20 Middle channel

No.	Frequency (MHz)	Results (dBuV/m)	Factor (dB)	Limit (dBuV/m)	Margin (dB)	Detector	Table (o)	Height (cm)	ANT	Verdict
1**	2112.000	42.6	-10.47	--	-42.60	AV	167.70	150	Vertical	N/A
1	2112.000	47.73	-10.47	68.2	20.47	Peak	167.70	150	Vertical	Pass
2**	2372.000	48.2	-8.82	54.0	5.80	AV	70.80	150	Vertical	Pass
2	2372.000	51.02	-8.82	74.0	22.98	Peak	70.80	150	Vertical	Pass
3**	2870.500	47.4	-5.10	54.0	6.60	AV	206.20	150	Vertical	Pass
3	2870.500	50.94	-5.10	74.0	23.06	Peak	206.20	150	Vertical	Pass
4**	5300.000	88.3	-3.17	--	--	AV	259.20	150	Vertical	N/A
4	5300.000	92.35	-3.17	--	--	Peak	259.20	150	Vertical	N/A
5**	12683.875	46.0	16.81	54.0	8.00	AV	115.20	150	Vertical	Pass
5	12683.875	53.37	16.81	74.0	20.63	Peak	115.20	150	Vertical	Pass
6**	17459.249	47.7	21.63	--	-47.70	AV	90.40	150	Vertical	N/A
6	17459.249	54.30	21.63	68.2	13.90	Peak	90.40	150	Vertical	Pass

1 GHz to 18 GHz, ANT H Band II 11n20 Middle channel

No.	Frequency (MHz)	Results (dBuV/m)	Factor (dB)	Limit (dBuV/m)	Margin (dB)	Detector	Table (o)	Height (cm)	ANT	Verdict
1**	2112.000	44.5	-10.47	--	-44.50	AV	114.60	150	Horizontal	N/A
1	2112.000	49.82	-10.47	68.2	18.38	Peak	114.60	150	Horizontal	Pass
2**	2665.500	44.6	-5.73	--	-44.60	AV	129.30	150	Horizontal	N/A
2	2665.500	50.91	-5.73	68.2	17.29	Peak	129.30	150	Horizontal	Pass
3**	2911.000	45.7	-5.81	--	-45.70	AV	134.30	150	Horizontal	N/A
3	2911.000	50.43	-5.81	68.2	17.77	Peak	134.30	150	Horizontal	Pass
4**	5300.000	89.5	-3.17	--	--	AV	268.40	150	Horizontal	N/A
4	5300.000	93.13	-3.17	--	--	Peak	268.40	150	Horizontal	N/A
5**	12313.000	47.3	16.86	54.0	6.70	AV	6.90	150	Horizontal	Pass
5	12313.000	52.71	16.86	74.0	21.29	Peak	6.90	150	Horizontal	Pass
6**	16463.062	47.9	20.55	--	-47.90	AV	55.50	150	Horizontal	N/A
6	16463.062	54.11	20.55	68.2	14.09	Peak	55.50	150	Horizontal	Pass

1 GHz to 18 GHz, ANT V Band II 11n20 High channel

No.	Frequency (MHz)	Results (dBuV/m)	Factor (dB)	Limit (dBuV/m)	Margin (dB)	Detector	Table (o)	Height (cm)	ANT	Verdict
1**	2111.747	41.88	-10.82	--	--	AV	170.6	150	Vertical	N/A
1	2111.747	47.72	-10.82	68.2	20.48	Peak	170.6	150	Vertical	Pass
2**	2371.943	47.60	-9.58	54	6.40	AV	73.8	150	Vertical	Pass
2	2371.943	50.86	-9.58	74	23.14	Peak	73.8	150	Vertical	Pass
3**	2870.301	47.39	-6.01	54	6.61	AV	208.4	150	Vertical	Pass
3	2870.301	50.49	-6.01	74	23.51	Peak	208.4	150	Vertical	Pass
4**	5320.000	87.52	-3.03	--	--	AV	262.1	150	Vertical	N/A
4	5320.000	92.22	-3.03	--	--	Peak	262.1	150	Vertical	N/A
5**	12683.834	45.52	16.18	54	8.48	AV	117.2	150	Vertical	Pass
5	12683.834	52.69	16.18	74	21.31	Peak	117.2	150	Vertical	Pass
6**	17459.192	47.22	20.78	--	--	AV	93.1	150	Vertical	N/A
6	17459.192	53.30	20.78	68.2	14.90	Peak	93.1	150	Vertical	Pass

1 GHz to 18 GHz, ANT H Band II 11n20 High channel

No.	Frequency (MHz)	Results (dBuV/m)	Factor (dB)	Limit (dBuV/m)	Margin (dB)	Detector	Table (o)	Height (cm)	ANT	Verdict
1**	2111.132	43.56	-11.20	--	--	AV	116.8	150	Horizontal	N/A
1	2111.132	49.46	-11.20	68.2	18.74	Peak	116.8	150	Horizontal	Pass
2**	2664.888	43.67	-6.31	--	--	AV	132.1	150	Horizontal	N/A
2	2664.888	50.24	-6.31	68.2	17.96	Peak	132.1	150	Horizontal	Pass
3**	2910.816	44.73	-6.07	--	--	AV	136.8	150	Horizontal	N/A
3	2910.816	49.93	-6.07	68.2	18.27	Peak	136.8	150	Horizontal	Pass
4**	5320.000	89.38	-3.03	--	--	AV	270.5	150	Horizontal	N/A
4	5320.000	92.54	-3.03	--	--	Peak	270.5	150	Horizontal	N/A
5**	12312.94	46.61	16.15	54	7.39	AV	9.8	150	Horizontal	Pass
5	12312.94	52.61	16.15	74	21.39	Peak	9.8	150	Horizontal	Pass
6**	16462.681	47.22	19.71	--	--	AV	58.0	150	Horizontal	N/A
6	16462.681	53.60	19.71	68.2	14.60	Peak	58.0	150	Horizontal	Pass

1 GHz to 18 GHz, ANT V Band III 11n20 Low channel

No.	Frequency (MHz)	Results (dBuV/m)	Factor (dB)	Limit (dBuV/m)	margin(dB)	Detector	Table (o)	Height (cm)	ANT	Verdict
1	1901.905	48.53	-13.56	68.2	19.67	Peak	254.42	150	Vertical	Pass
2	2450.992	45.68	-9.19	68.2	22.52	Peak	138.73	150	Vertical	Pass
3	2903.018	47.53	-6.33	68.2	20.67	Peak	28.12	150	Vertical	Pass
4	5500.000	94.18	-2.95	--	--	Peak	305.76	150	Vertical	N/A
5	10264.338	50.08	14.77	68.2	18.12	Peak	239.60	150	Vertical	Pass
6	16586.213	53.71	19.92	68.2	14.49	Peak	300.28	150	Vertical	Pass

1 GHz to 18 GHz, ANT H Band III 11n20 Low channel

No.	Frequency (MHz)	Results (dBuV/m)	Factor (dB)	Limit (dBuV/m)	margin(dB)	Detector	Table (o)	Height (cm)	ANT	Verdict
1	1901.905	48.53	-13.56	68.2	19.67	Peak	254.42	150	Horizontal	Pass
2	2450.992	45.68	-9.19	68.2	22.52	Peak	138.73	150	Horizontal	Pass
3	2903.018	47.53	-6.33	68.2	20.67	Peak	28.12	150	Horizontal	Pass
4	5500.000	94.18	-2.95	--	--	Peak	305.76	150	Horizontal	N/A
5	10264.338	50.08	14.77	68.2	18.12	Peak	239.60	150	Horizontal	Pass
6	16586.213	53.71	19.92	68.2	14.49	Peak	300.28	150	Horizontal	Pass

1 GHz to 18 GHz, ANT V Band III 11n20 Middle channel

No.	Frequency (MHz)	Results (dBuV/m)	Factor (dB)	Limit (dBuV/m)	Margin (dB)	Detector	Table (o)	Height (cm)	ANT	Verdict
1	1902.500	48.75	-12.59	68.2	19.45	Peak	251.90	150	Vertical	Pass
2	2451.000	46.62	-8.54	68.2	21.58	Peak	135.90	150	Vertical	Pass
3	2904.000	47.69	-5.36	68.2	20.51	Peak	25.80	150	Vertical	Pass
4	5580.000	94.44	-2.71	--	--	Peak	303.30	150	Vertical	N/A
5	10264.563	50.61	15.35	68.2	17.59	Peak	236.80	150	Vertical	Pass
6	16586.438	54.26	20.62	68.2	13.94	Peak	297.80	150	Vertical	Pass

1 GHz to 18 GHz, ANT H Band III 11n20 Middle channel

No.	Frequency (MHz)	Results (dBuV/m)	Factor (dB)	Limit (dBuV/m)	Margin (dB)	Detector	Table (o)	Height (cm)	ANT	Verdict
1	2112.000	49.39	-10.47	68.2	18.81	Peak	120.80	150	Horizontal	Pass
2	2710.500	50.18	-6.60	74.0	23.82	Peak	164.80	150	Horizontal	Pass
3	2989.000	49.05	-6.02	68.2	19.15	Peak	142.90	150	Horizontal	Pass
4	5580.000	97.11	-2.71	--	--	Peak	267.90	150	Horizontal	N/A
5	11934.937	52.52	16.17	74.0	21.48	Peak	1.10	150	Horizontal	Pass
6	16456.500	54.33	20.50	68.2	13.87	Peak	286.90	150	Horizontal	Pass

1 GHz to 18 GHz, ANT V Band III 11n20 High channel

No.	Frequency (MHz)	Results (dBuV/m)	Factor (dB)	Limit (dBuV/m)	margin(dB)	Detector	Table (o)	Height (cm)	ANT	Verdict
1	1902.155	48.15	-13.30	68.2	20.05	Peak	254.89	150	Vertical	Pass
2	2450.868	46.39	-9.50	68.2	21.81	Peak	137.94	150	Vertical	Pass
3	2903.659	47.56	-6.26	68.2	20.64	Peak	28.38	150	Vertical	Pass
4	5700.000	94.23	-2.35	--	--	Peak	305.48	150	Vertical	N/A
5	10264.201	50.32	14.40	68.2	17.88	Peak	239.61	150	Vertical	Pass
6	16586.062	53.77	19.85	68.2	14.43	Peak	300.00	150	Vertical	Pass

1 GHz to 18 GHz, ANT H Band III 11n20 High channel

No.	Frequency (MHz)	Results (dBuV/m)	Factor (dB)	Limit (dBuV/m)	margin(dB)	Detector	Table (o)	Height (cm)	ANT	Verdict
1	2111.553	48.86	-11.08	68.2	19.34	Peak	123.50	150	Horizontal	Pass
2	2710.393	49.28	-7.49	74	24.72	Peak	167.08	150	Horizontal	Pass
3	2988.709	48.67	-6.62	68.2	19.53	Peak	145.61	150	Horizontal	Pass
4	5700.000	96.60	-2.35	--	--	Peak	270.67	150	Horizontal	N/A
5	11934.575	51.60	16.13	74	22.40	Peak	3.74	150	Horizontal	Pass
6	16456.041	53.79	19.67	68.2	14.41	Peak	289.35	150	Horizontal	Pass

1 GHz to 18 GHz, ANT V Band IV 11n20 Low channel

No.	Frequency (MHz)	Results (dBuV/m)	Factor (dB)	Limit (dBuV/m)	Margin (dB)	Detector	Table (o)	Height (cm)	ANT	Verdict
1**	1912.712	40.36	-13.06	--	--	AV	199.0	150	Vertical	N/A
1	1912.712	49.19	-13.06	68.2	19.01	Peak	199.0	150	Vertical	Pass
2**	2370.627	40.23	-8.86	54	13.77	AV	68.0	150	Vertical	Pass
2	2370.627	47.96	-8.86	74	26.04	Peak	68.0	150	Vertical	Pass
3**	2950.414	43.78	-6.72	--	--	AV	107.5	150	Vertical	N/A
3	2950.414	48.64	-6.72	68.2	19.56	Peak	107.5	150	Vertical	Pass
4**	5745.000	88.32	-1.78	--	--	AV	295.9	150	Vertical	N/A
4	5745.000	96.37	-1.78	--	--	Peak	295.9	150	Vertical	N/A
5**	10148.923	43.38	14.41	--	--	AV	225.2	150	Vertical	N/A
5	10148.923	49.17	14.41	68.2	19.03	Peak	225.2	150	Vertical	Pass
6**	16916.919	45.23	19.72	--	--	AV	320.1	150	Vertical	N/A
6	16916.919	52.98	19.72	68.2	15.22	Peak	320.1	150	Vertical	Pass

1 GHz to 18 GHz, ANT H Band IV 11n20 Low channel

No.	Frequency (MHz)	Results (dBuV/m)	Factor (dB)	Limit (dBuV/m)	Margin (dB)	Detector	Table (o)	Height (cm)	ANT	Verdict
1**	2111.545	43.38	-10.94	--	--	AV	206.4	150	Horizontal	N/A
1	2111.545	48.81	-10.94	68.2	19.39	Peak	206.4	150	Horizontal	Pass
2**	2681.629	43.62	-5.91	--	--	AV	144.9	150	Horizontal	N/A
2	2681.629	50.12	-5.91	68.2	18.08	Peak	144.9	150	Horizontal	Pass
3**	2902.041	44.32	-6.28	--	--	AV	116.1	150	Horizontal	N/A
3	2902.041	48.85	-6.28	68.2	19.35	Peak	116.1	150	Horizontal	Pass
4**	5745.000	94.21	-1.78	--	--	AV	350.7	150	Horizontal	N/A
4	5745.000	98.53	-1.78	--	--	Peak	350.7	150	Horizontal	N/A
5**	10512.75	42.92	15.77	--	--	AV	156.1	150	Horizontal	N/A
5	10512.75	49.88	15.77	68.2	18.32	Peak	156.1	150	Horizontal	Pass
6**	16532.509	46.27	19.79	--	--	AV	349.1	150	Horizontal	N/A
6	16532.509	52.71	19.79	68.2	15.49	Peak	349.1	150	Horizontal	Pass

1 GHz to 18 GHz, ANT V Band IV 11n20 Middle channel

No.	Frequency (MHz)	Results (dBuV/m)	Factor (dB)	Limit (dBuV/m)	Margin (dB)	Detector	Table (o)	Height (cm)	ANT	Verdict
1**	1913.000	40.8	-12.81	--	-40.80	AV	196.90	150	Vertical	N/A
1	1913.000	49.72	-12.81	68.2	18.48	Peak	196.90	150	Vertical	Pass
2**	2371.500	41.1	-8.82	54.0	12.90	AV	65.50	150	Vertical	Pass
2	2371.500	48.05	-8.82	74.0	25.95	Peak	65.50	150	Vertical	Pass
3**	2950.500	44.3	-5.81	--	-44.30	AV	104.60	150	Vertical	N/A
3	2950.500	48.95	-5.81	68.2	19.25	Peak	104.60	150	Vertical	Pass
4**	5785.000	89.2	-1.42	--	--	AV	293.20	150	Vertical	N/A
4	5785.000	97.23	-1.42	--	--	Peak	293.20	150	Vertical	N/A
5**	10149.562	43.6	15.28	--	-43.60	AV	223.00	150	Vertical	N/A
5	10149.562	50.09	15.28	68.2	18.11	Peak	223.00	150	Vertical	Pass
6**	16917.188	46.0	20.43	--	-46.00	AV	318.00	150	Vertical	N/A
6	16917.188	53.71	20.43	68.2	14.49	Peak	318.00	150	Vertical	Pass

1 GHz to 18 GHz, ANT H Band IV 11n20 Middle channel

No.	Frequency (MHz)	Results (dBuV/m)	Factor (dB)	Limit (dBuV/m)	Margin (dB)	Detector	Table (o)	Height (cm)	ANT	Verdict
1**	2112.000	43.8	-10.47	--	-43.80	AV	204.20	150	Horizontal	N/A
1	2112.000	49.34	-10.47	68.2	18.86	Peak	204.20	150	Horizontal	Pass
2**	2682.500	44.6	-5.12	--	-44.60	AV	142.30	150	Horizontal	N/A
2	2682.500	50.43	-5.12	68.2	17.77	Peak	142.30	150	Horizontal	Pass
3**	2902.500	45.2	-5.36	--	-45.20	AV	113.70	150	Horizontal	N/A
3	2902.500	49.52	-5.36	68.2	18.68	Peak	113.70	150	Horizontal	Pass
4**	5785.000	94.3	-1.42	--	--	AV	348.40	150	Horizontal	N/A
4	5785.000	98.80	-1.42	--	--	Peak	348.40	150	Horizontal	N/A
5**	10513.250	43.2	15.79	--	-43.20	AV	153.50	150	Horizontal	N/A
5	10513.250	50.22	15.79	68.2	17.98	Peak	153.50	150	Horizontal	Pass
6**	16532.625	46.8	20.22	--	-46.80	AV	346.30	150	Horizontal	N/A
6	16532.625	53.67	20.22	68.2	14.53	Peak	346.30	150	Horizontal	Pass

1 GHz to 18 GHz, ANT V Band IV 11n20 High channel

No.	Frequency (MHz)	Results (dBuV/m)	Factor (dB)	Limit (dBuV/m)	Margin (dB)	Detector	Table (o)	Height (cm)	ANT	Verdict
1**	1912.18	39.89	-13.08	--	--	AV	199.2	150	Vertical	N/A
1	1912.18	49.60	-13.08	68.2	18.60	Peak	199.2	150	Vertical	Pass
2**	2371.485	40.69	-8.83	54	13.31	AV	68.3	150	Vertical	Pass
2	2371.485	47.80	-8.83	74	26.20	Peak	68.3	150	Vertical	Pass
3**	2949.806	43.36	-6.29	--	--	AV	107.3	150	Vertical	N/A
3	2949.806	48.39	-6.29	68.2	19.81	Peak	107.3	150	Vertical	Pass
4**	5825.000	88.82	-1.07	--	--	AV	295.7	150	Vertical	N/A
4	5825.000	96.72	-1.07	--	--	Peak	295.7	150	Vertical	N/A
5**	10148.587	43.45	14.36	--	--	AV	225.8	150	Vertical	N/A
5	10148.587	49.28	14.36	68.2	18.92	Peak	225.8	150	Vertical	Pass
6**	16916.64	45.91	19.99	--	--	AV	320.1	150	Vertical	N/A
6	16916.64	52.74	19.99	68.2	15.46	Peak	320.1	150	Vertical	Pass

1 GHz to 18 GHz, ANT H Band IV 11n20 High channel

No.	Frequency (MHz)	Results (dBuV/m)	Factor (dB)	Limit (dBuV/m)	Margin (dB)	Detector	Table (o)	Height (cm)	ANT	Verdict
1**	2111.586	43.56	-11.29	--	--	AV	207.0	150	Horizontal	N/A
1	2111.586	49.03	-11.29	68.2	19.17	Peak	207.0	150	Horizontal	Pass
2**	2681.6	44.46	-5.54	--	--	AV	145.2	150	Horizontal	N/A
2	2681.6	50.35	-5.54	68.2	17.85	Peak	145.2	150	Horizontal	Pass
3**	2902.178	44.27	-6.29	--	--	AV	116.3	150	Horizontal	N/A
3	2902.178	49.22	-6.29	68.2	18.98	Peak	116.3	150	Horizontal	Pass
4**	5825.000	94.26	-1.07	--	--	AV	351.3	150	Horizontal	N/A
4	5825.000	98.21	-1.07	--	--	Peak	351.3	150	Horizontal	N/A
5**	10513.106	42.83	15.06	--	--	AV	156.1	150	Horizontal	N/A
5	10513.106	49.98	15.06	68.2	18.22	Peak	156.1	150	Horizontal	Pass
6**	16531.896	46.05	19.37	--	--	AV	348.4	150	Horizontal	N/A
6	16531.896	52.84	19.37	68.2	15.36	Peak	348.4	150	Horizontal	Pass

1 GHz to 18 GHz, ANT V Band I 11n40 Low channel

No.	Frequency (MHz)	Results (dBuV/m)	Factor (dB)	Limit (dBuV/m)	Margin (dB)	Detector	Table (o)	Height (cm)	ANT	Verdict
1**	2111.147	40.73	-10.49	--	--	AV	93.9	150	Vertical	N/A
1	2111.147	45.96	-10.49	68.2	22.24	Peak	93.9	150	Vertical	Pass
2**	2450.813	43.05	-9.36	--	--	AV	192.1	150	Vertical	N/A
2	2450.813	45.77	-9.36	68.2	22.43	Peak	192.1	150	Vertical	Pass
3**	2936.89	38.53	-6.10	--	--	AV	108.0	150	Vertical	N/A
3	2936.89	48.22	-6.10	68.2	19.98	Peak	108.0	150	Vertical	Pass
4**	5190.000	86.50	-3.92	--	--	AV	255.3	150	Vertical	N/A
4	5190.000	89.94	-3.92	--	--	Peak	255.3	150	Vertical	N/A
5**	12119.654	44.13	15.67	54	9.88	AV	106.3	150	Vertical	Pass
5	12119.654	51.77	15.67	74	22.23	Peak	106.3	150	Vertical	Pass
6**	16915.351	47.82	20.03	--	--	AV	181.2	150	Vertical	N/A
6	16915.351	54.28	20.03	68.2	13.92	Peak	181.2	150	Vertical	Pass

1 GHz to 18 GHz, ANT H Band I 11n40 Low channel

No.	Frequency (MHz)	Results (dBuV/m)	Factor (dB)	Limit (dBuV/m)	Margin (dB)	Detector	Table (o)	Height (cm)	ANT	Verdict
1**	2111.332	44.01	-11.04	--	--	AV	120.0	150	Horizontal	N/A
1	2111.332	50.14	-11.04	68.2	18.06	Peak	120.0	150	Horizontal	Pass
2**	2681.557	44.63	-5.48	--	--	AV	199.1	150	Horizontal	N/A
2	2681.557	50.01	-5.48	68.2	18.19	Peak	199.1	150	Horizontal	Pass
3**	2897.226	41.53	-5.43	54	12.47	AV	114.6	150	Horizontal	Pass
3	2897.226	47.80	-5.43	74	26.20	Peak	114.6	150	Horizontal	Pass
4**	5190.000	85.12	-3.92	--	--	AV	266.5	150	Horizontal	N/A
4	5190.000	90.22	-3.92	--	--	Peak	266.5	150	Horizontal	N/A
5**	15033.755	43.24	14.19	--	--	AV	326.4	150	Horizontal	N/A
5	15033.755	49.40	14.19	68.2	18.80	Peak	326.4	150	Horizontal	Pass
6**	16316.405	45.68	20.01	--	--	AV	118.2	150	Horizontal	N/A
6	16316.405	53.10	20.01	68.2	15.10	Peak	118.2	150	Horizontal	Pass

1 GHz to 18 GHz, ANT V Band I 11n40 High channel

No.	Frequency (MHz)	Results (dBuV/m)	Factor (dB)	Limit (dBuV/m)	Margin (dB)	Detector	Table (o)	Height (cm)	ANT	Verdict
1**	2112.000	41.3	-10.47	--	-41.30	AV	91.60	150	Vertical	N/A
1	2112.000	46.91	-10.47	68.2	21.29	Peak	91.60	150	Vertical	Pass
2**	2451.000	43.5	-8.54	--	-43.50	AV	189.70	150	Vertical	N/A
2	2451.000	46.59	-8.54	68.2	21.61	Peak	189.70	150	Vertical	Pass
3**	2937.000	39.0	-5.31	--	-39.00	AV	106.00	150	Vertical	N/A
3	2937.000	49.01	-5.31	68.2	19.19	Peak	106.00	150	Vertical	Pass
4**	5230.000	87.0	-3.74	--	--	AV	253.10	150	Vertical	N/A
4	5230.000	90.61	-3.74	--	--	Peak	253.10	150	Vertical	N/A
5**	12120.375	45.0	16.03	54.0	9.00	AV	103.80	150	Vertical	Pass
5	12120.375	51.82	16.03	74.0	22.18	Peak	103.80	150	Vertical	Pass
6**	16915.875	48.0	20.42	--	-48.00	AV	178.30	150	Vertical	N/A
6	16915.875	55.08	20.42	68.2	13.12	Peak	178.30	150	Vertical	Pass

1 GHz to 18 GHz, ANT H Band I 11n40 High channel

No.	Frequency (MHz)	Results (dBuV/m)	Factor (dB)	Limit (dBuV/m)	Margin (dB)	Detector	Table (o)	Height (cm)	ANT	Verdict
1**	2112.000	44.9	-10.47	--	-44.90	AV	117.40	150	Horizontal	N/A
1	2112.000	50.85	-10.47	68.2	17.35	Peak	117.40	150	Horizontal	Pass
2**	2682.500	45.2	-5.12	--	-45.20	AV	196.50	150	Horizontal	N/A
2	2682.500	50.18	-5.12	68.2	18.02	Peak	196.50	150	Horizontal	Pass
3**	2898.000	42.0	-5.34	54.0	12.00	AV	112.50	150	Horizontal	Pass
3	2898.000	48.65	-5.34	74.0	25.35	Peak	112.50	150	Horizontal	Pass
4**	5230.000	85.4	-3.74	--	--	AV	263.90	150	Horizontal	N/A
4	5230.000	90.74	-3.74	--	--	Peak	263.90	150	Horizontal	N/A
5**	15034.562	43.9	14.90	--	-43.90	AV	324.30	150	Horizontal	N/A
5	15034.562	50.19	14.90	68.2	18.01	Peak	324.30	150	Horizontal	Pass
6**	16317.375	46.5	20.12	--	-46.50	AV	115.30	150	Horizontal	N/A
6	16317.375	53.91	20.12	68.2	14.29	Peak	115.30	150	Horizontal	Pass

1 GHz to 18 GHz, ANT V Band II 11n40 Low channel

No.	Frequency (MHz)	Results (dBuV/m)	Factor (dB)	Limit (dBuV/m)	Margin (dB)	Detector	Table (o)	Height (cm)	ANT	Verdict
1**	2111.657	40.58	-11.21	--	--	AV	93.7	150	Vertical	N/A
1	2111.657	46.89	-11.21	68.2	21.31	Peak	93.7	150	Vertical	Pass
2**	2450.697	43.48	-8.99	--	--	AV	192.5	150	Vertical	N/A
2	2450.697	46.58	-8.99	68.2	21.63	Peak	192.5	150	Vertical	Pass
3**	2936.161	38.58	-5.70	--	--	AV	108.4	150	Vertical	N/A
3	2936.161	48.70	-5.70	68.2	19.50	Peak	108.4	150	Vertical	Pass
4**	5270.000	86.34	-3.41	--	--	AV	255.5	150	Vertical	N/A
4	5270.000	90.04	-3.41	--	--	Peak	255.5	150	Vertical	N/A
5**	12119.982	44.20	15.62	54	9.80	AV	106.0	150	Vertical	Pass
5	12119.982	51.66	15.62	74	22.34	Peak	106.0	150	Vertical	Pass
6**	16915.081	47.23	20.22	--	--	AV	181.2	150	Vertical	N/A
6	16915.081	54.60	20.22	68.2	13.60	Peak	181.2	150	Vertical	Pass

1 GHz to 18 GHz, ANT H Band II 11n40 Low channel

No.	Frequency (MHz)	Results (dBuV/m)	Factor (dB)	Limit (dBuV/m)	Margin (dB)	Detector	Table (o)	Height (cm)	ANT	Verdict
1**	2112.129	46.31	-10.63	--	--	AV	127.9	150	Horizontal	N/A
1	2112.129	48.85	-10.63	68.2	19.35	Peak	127.9	150	Horizontal	Pass
2**	2740.15	38.44	-7.00	54	15.56	AV	113.2	150	Horizontal	Pass
2	2740.15	48.68	-7.00	74	25.32	Peak	113.2	150	Horizontal	Pass
3**	2849.036	43.35	-5.21	54	10.65	AV	211.1	150	Horizontal	Pass
3	2849.036	47.43	-5.21	74	26.57	Peak	211.1	150	Horizontal	Pass
4**	5270.000	94.82	-3.41	--	--	AV	265.9	150	Horizontal	N/A
4	5270.000	97.98	-3.41	--	--	Peak	265.9	150	Horizontal	N/A
5**	10435.325	42.14	14.54	--	--	AV	27.8	150	Horizontal	N/A
5	10435.325	50.63	14.54	68.2	17.57	Peak	27.8	150	Horizontal	Pass
6**	16872.518	45.85	19.22	--	--	AV	348.6	150	Horizontal	N/A
6	16872.518	53.76	19.22	68.2	14.44	Peak	348.6	150	Horizontal	Pass

1 GHz to 18 GHz, ANT V Band II 11n40 High channel

No.	Frequency (MHz)	Results (dBuV/m)	Factor (dB)	Limit (dBuV/m)	Margin (dB)	Detector	Table (o)	Height (cm)	ANT	Verdict
1**	2111.791	40.43	-10.73	--	--	AV	94.0	150	Vertical	N/A
1	2111.791	46.17	-10.73	68.2	22.03	Peak	94.0	150	Vertical	Pass
2**	2450.82	42.61	-9.42	--	--	AV	192.1	150	Vertical	N/A
2	2450.82	46.20	-9.42	68.2	22.00	Peak	192.1	150	Vertical	Pass
3**	2936.761	38.21	-5.90	--	--	AV	108.5	150	Vertical	N/A
3	2936.761	48.03	-5.90	68.2	20.18	Peak	108.5	150	Vertical	Pass
4**	5310.000	86.96	-3.08	--	--	AV	255.8	150	Vertical	N/A
4	5310.000	90.59	-3.08	--	--	Peak	255.8	150	Vertical	N/A
5**	12119.386	44.00	16.03	54	10.00	AV	106.4	150	Vertical	Pass
5	12119.386	51.02	16.03	74	22.98	Peak	106.4	150	Vertical	Pass
6**	16915.822	47.93	20.14	--	--	AV	180.5	150	Vertical	N/A
6	16915.822	54.35	20.14	68.2	13.85	Peak	180.5	150	Vertical	Pass

1 GHz to 18 GHz, ANT H Band II 11n40 High channel

No.	Frequency (MHz)	Results (dBuV/m)	Factor (dB)	Limit (dBuV/m)	Margin (dB)	Detector	Table (o)	Height (cm)	ANT	Verdict
1**	2112.275	46.57	-11.26	--	--	AV	127.9	150	Horizontal	N/A
1	2112.275	48.77	-11.26	68.2	19.43	Peak	127.9	150	Horizontal	Pass
2**	2740.895	38.07	-6.57	54	15.93	AV	113.2	150	Horizontal	Pass
2	2740.895	48.84	-6.57	74	25.16	Peak	113.2	150	Horizontal	Pass
3**	2849.09	43.80	-5.50	54	10.20	AV	211.0	150	Horizontal	Pass
3	2849.09	47.08	-5.50	74	26.92	Peak	211.0	150	Horizontal	Pass
4**	5310.000	94.57	-3.08	--	--	AV	266.3	150	Horizontal	N/A
4	5310.000	97.61	-3.08	--	--	Peak	266.3	150	Horizontal	N/A
5**	10435.309	41.84	14.74	--	--	AV	27.9	150	Horizontal	N/A
5	10435.309	50.33	14.74	68.2	17.87	Peak	27.9	150	Horizontal	Pass
6**	16872.174	46.65	19.23	--	--	AV	348.1	150	Horizontal	N/A
6	16872.174	53.71	19.23	68.2	14.49	Peak	348.1	150	Horizontal	Pass

1 GHz to 18 GHz, ANT V Band III 11n40 Low channel

No.	Frequency (MHz)	Results (dBuV/m)	Factor (dB)	Limit (dBuV/m)	margin(dB)	Detector	Table (o)	Height (cm)	ANT	Verdict
1	1907.993	53.28	-13.23	68.2	14.92	Peak	193.79	150	Vertical	Pass
2	2701.191	48.41	-6.94	74	25.59	Peak	153.63	150	Vertical	Pass
3	2998.074	49.89	-6.23	68.2	18.31	Peak	136.34	150	Vertical	Pass
4	5510.000	89.32	-2.87	--	--	Peak	306.18	150	Vertical	N/A
5	10211.164	49.84	15.29	68.2	18.36	Peak	212.11	150	Vertical	Pass
6	16605.245	53.20	19.84	68.2	15.00	Peak	283.78	150	Vertical	Pass

1 GHz to 18 GHz, ANT H Band III 11n40 Low channel

No.	Frequency (MHz)	Results (dBuV/m)	Factor (dB)	Limit (dBuV/m)	margin(dB)	Detector	Table (o)	Height (cm)	ANT	Verdict
1	2111.400	50.74	-11.07	68.2	17.46	Peak	118.84	150	Horizontal	Pass
2	2704.280	48.01	-7.02	74	25.99	Peak	163.32	150	Horizontal	Pass
3	2895.613	48.23	-5.51	74	25.77	Peak	123.75	150	Horizontal	Pass
4	5510.000	93.39	-2.87	--	--	Peak	266.76	150	Horizontal	N/A
5	9679.171	48.95	16.19	68.2	19.25	Peak	2.68	150	Horizontal	Pass
6	16535.589	53.35	19.86	68.2	14.85	Peak	345.50	150	Horizontal	Pass

1 GHz to 18 GHz, ANT V Band III 11n40 Middle channel

No.	Frequency (MHz)	Results (dBuV/m)	Factor (dB)	Limit (dBuV/m)	Margin (dB)	Detector	Table (o)	Height (cm)	ANT	Verdict
1	1908.500	53.52	-12.46	68.2	14.68	Peak	191.70	150	Vertical	Pass
2	2702.000	49.28	-6.46	74.0	24.72	Peak	151.60	150	Vertical	Pass
3	2998.500	50.53	-6.09	68.2	17.67	Peak	133.80	150	Vertical	Pass
4	5590.000	90.17	-2.67	--	--	Peak	303.30	150	Vertical	N/A
5	10211.375	50.00	15.92	68.2	18.20	Peak	210.10	150	Vertical	Pass
6	16606.125	53.54	20.46	68.2	14.66	Peak	281.50	150	Vertical	Pass

1 GHz to 18 GHz, ANT H Band III 11n40 Middle channel

No.	Frequency (MHz)	Results (dBuV/m)	Factor (dB)	Limit (dBuV/m)	Margin (dB)	Detector	Table (o)	Height (cm)	ANT	Verdict
1	2112.000	50.93	-10.47	68.2	17.27	Peak	116.50	150	Horizontal	Pass
2	2705.000	48.79	-6.45	74.0	25.21	Peak	161.10	150	Horizontal	Pass
3	2896.000	48.75	-5.39	74.0	25.25	Peak	121.10	150	Horizontal	Pass
4	5590.000	93.42	-2.67	--	--	Peak	264.20	150	Horizontal	N/A
5	9679.500	49.82	16.24	68.2	18.38	Peak	0.00	150	Horizontal	Pass
6	16536.563	53.71	20.34	68.2	14.49	Peak	342.60	150	Horizontal	Pass

1 GHz to 18 GHz, ANT V Band III 11n40 High channel

No.	Frequency (MHz)	Results (dBuV/m)	Factor (dB)	Limit (dBuV/m)	Margin (dB)	Detector	Table (o)	Height (cm)	ANT	Verdict
1	1908.399	52.64	-13.45	68.2	15.56	Peak	194.35	150	Vertical	Pass
2	2701.677	48.36	-6.48	74	25.64	Peak	154.02	150	Vertical	Pass
3	2998.165	50.24	-6.41	68.2	17.96	Peak	136.58	150	Vertical	Pass
4	5670.000	89.73	-2.42	--	--	Peak	306.07	150	Vertical	N/A
5	10210.931	49.70	15.39	68.2	18.50	Peak	212.77	150	Vertical	Pass
6	16605.375	53.50	20.39	68.2	14.70	Peak	283.86	150	Vertical	Pass

1 GHz to 18 GHz, ANT H Band III 11n40 High channel

No.	Frequency (MHz)	Results (dBuV/m)	Factor (dB)	Limit (dBuV/m)	Margin (dB)	Detector	Table (o)	Height (cm)	ANT	Verdict
1	2111.085	50.20	-11.13	68.2	18.00	Peak	119.33	150	Horizontal	Pass
2	2704.763	48.70	-6.55	74	25.30	Peak	163.56	150	Horizontal	Pass
3	2895.323	47.99	-5.92	74	26.01	Peak	124.03	150	Horizontal	Pass
4	5670.000	93.17	-2.42	--	--	Peak	266.42	150	Horizontal	N/A
5	9679.277	49.59	16.06	68.2	18.61	Peak	2.06	150	Horizontal	Pass
6	16536.230	53.45	19.63	68.2	14.75	Peak	345.52	150	Horizontal	Pass

1 GHz to 18 GHz, ANT V Band IV 11n40 Low channel

No.	Frequency (MHz)	Results (dBuV/m)	Factor (dB)	Limit (dBuV/m)	Margin (dB)	Detector	Table (o)	Height (cm)	ANT	Verdict
1**	1975.89	41.15	-11.76	--	--	AV	154.4	150	Vertical	N/A
1	1975.89	51.69	-11.76	68.2	16.51	Peak	154.4	150	Vertical	Pass
2**	2670.887	46.02	-6.39	--	--	AV	159.3	150	Vertical	N/A
2	2670.887	49.12	-6.39	68.2	19.08	Peak	159.3	150	Vertical	Pass
3**	2966.01	43.58	-6.69	--	--	AV	139.8	150	Vertical	N/A
3	2966.01	48.87	-6.69	68.2	19.33	Peak	139.8	150	Vertical	Pass
4**	5755.000	88.63	-1.71	--	--	AV	294.6	150	Vertical	N/A
4	5755.000	92.25	-1.71	--	--	Peak	294.6	150	Vertical	N/A
5**	11748.645	45.48	15.53	54	8.52	AV	264.9	150	Vertical	Pass
5	11748.645	51.66	15.53	74	22.34	Peak	264.9	150	Vertical	Pass
6**	16607.759	48.55	19.73	--	--	AV	173.4	150	Vertical	N/A
6	16607.759	53.30	19.73	68.2	14.90	Peak	173.4	150	Vertical	Pass

1 GHz to 18 GHz, ANT H Band IV 11n40 Low channel

No.	Frequency (MHz)	Results (dBuV/m)	Factor (dB)	Limit (dBuV/m)	Margin (dB)	Detector	Table (o)	Height (cm)	ANT	Verdict
1**	2111.601	43.60	-10.72	--	--	AV	201.7	150	Horizontal	N/A
1	2111.601	48.84	-10.72	68.2	19.36	Peak	201.7	150	Horizontal	Pass
2**	2743.974	39.89	-6.79	54	14.11	AV	171.9	150	Horizontal	Pass
2	2743.974	48.23	-6.79	74	25.77	Peak	171.9	150	Horizontal	Pass
3**	2895.63	41.00	-5.41	54	13.00	AV	124.4	150	Horizontal	Pass
3	2895.63	48.39	-5.41	74	25.61	Peak	124.4	150	Horizontal	Pass
4**	5755.000	89.24	-1.71	--	--	AV	6.8	150	Horizontal	N/A
4	5755.000	94.73	-1.71	--	--	Peak	6.8	150	Horizontal	N/A
5**	10426.374	42.27	14.79	--	--	AV	80.1	150	Horizontal	N/A
5	10426.374	49.82	14.79	68.2	18.38	Peak	80.1	150	Horizontal	Pass
6**	16881.011	44.40	19.55	--	--	AV	359.4	150	Horizontal	N/A
6	16881.011	53.57	19.55	68.2	14.63	Peak	359.4	150	Horizontal	Pass

1 GHz to 18 GHz, ANT V Band IV 11n40 High channel

No.	Frequency (MHz)	Results (dBuV/m)	Factor (dB)	Limit (dBuV/m)	Margin (dB)	Detector	Table (o)	Height (cm)	ANT	Verdict
1**	1975.574	41.28	-11.83	--	--	AV	154.8	150	Vertical	N/A
1	1975.574	51.39	-11.83	68.2	16.81	Peak	154.8	150	Vertical	Pass
2**	2670.721	46.37	-6.19	--	--	AV	159.6	150	Vertical	N/A
2	2670.721	49.33	-6.19	68.2	18.87	Peak	159.6	150	Vertical	Pass
3**	2965.737	43.08	-6.22	--	--	AV	140.2	150	Vertical	N/A
3	2965.737	48.89	-6.22	68.2	19.31	Peak	140.2	150	Vertical	Pass
4**	5795.000	88.73	-1.29	--	--	AV	294.7	150	Vertical	N/A
4	5795.000	92.99	-1.29	--	--	Peak	294.7	150	Vertical	N/A
5**	11748.509	45.29	15.97	54	8.71	AV	264.9	150	Vertical	Pass
5	11748.509	51.63	15.97	74	22.37	Peak	264.9	150	Vertical	Pass
6**	16608.087	48.69	19.75	--	--	AV	174.2	150	Vertical	N/A
6	16608.087	53.11	19.75	68.2	15.09	Peak	174.2	150	Vertical	Pass

1 GHz to 18 GHz, ANT H Band IV 11n40 High channel

No.	Frequency (MHz)	Results (dBuV/m)	Factor (dB)	Limit (dBuV/m)	Margin (dB)	Detector	Table (o)	Height (cm)	ANT	Verdict
1**	2111.098	43.73	-10.51	--	--	AV	201.7	150	Horizontal	N/A
1	2111.098	48.69	-10.51	68.2	19.52	Peak	201.7	150	Horizontal	Pass
2**	2743.074	40.08	-7.14	54	13.92	AV	172.7	150	Horizontal	Pass
2	2743.074	48.80	-7.14	74	25.20	Peak	172.7	150	Horizontal	Pass
3**	2895.875	40.75	-5.75	54	13.25	AV	124.9	150	Horizontal	Pass
3	2895.875	48.53	-5.75	74	25.47	Peak	124.9	150	Horizontal	Pass
4**	5795.000	89.55	-1.29	--	--	AV	6.1	150	Horizontal	N/A
4	5795.000	94.57	-1.29	--	--	Peak	6.1	150	Horizontal	N/A
5**	10426.887	42.05	15.36	--	--	AV	80.3	150	Horizontal	N/A
5	10426.887	50.06	15.36	68.2	18.14	Peak	80.3	150	Horizontal	Pass
6**	16881.219	44.88	19.56	--	--	AV	359.3	150	Horizontal	N/A
6	16881.219	52.80	19.56	68.2	15.40	Peak	359.3	150	Horizontal	Pass

1 GHz to 18 GHz, ANT V Band I 11ac20 Low channel

No.	Frequency (MHz)	Results (dBuV/m)	Factor (dB)	Limit (dBuV/m)	Margin (dB)	Detector	Table (o)	Height (cm)	ANT	Verdict
1**	2351.328	45.64	-8.76	54	8.36	AV	92.8	150	Vertical	Pass
1	2351.328	47.77	-8.76	74	26.23	Peak	92.8	150	Vertical	Pass
2**	2701.63	44.53	-6.81	54	9.47	AV	166.9	150	Vertical	Pass
2	2701.63	50.62	-6.81	74	23.38	Peak	166.9	150	Vertical	Pass
3**	2949.847	44.55	-5.87	--	--	AV	136.7	150	Vertical	N/A
3	2949.847	48.32	-5.87	68.2	19.88	Peak	136.7	150	Vertical	Pass
4**	5180.000	94.07	-4.07	--	--	AV	255.9	150	Vertical	N/A
4	5180.000	97.73	-4.07	--	--	Peak	255.9	150	Vertical	N/A
5**	10132.126	43.09	15.25	--	--	AV	32.8	150	Vertical	N/A
5	10132.126	49.68	15.25	68.2	18.52	Peak	32.8	150	Vertical	Pass
6**	16618.749	48.07	20.68	--	--	AV	355.8	150	Vertical	N/A
6	16618.749	53.70	20.68	68.2	14.50	Peak	355.8	150	Vertical	Pass

1 GHz to 18 GHz, ANT H Band I 11ac20 Low channel

No.	Frequency (MHz)	Results (dBuV/m)	Factor (dB)	Limit (dBuV/m)	Margin (dB)	Detector	Table (o)	Height (cm)	ANT	Verdict
1**	2111.771	45.88	-11.44	--	--	AV	127.8	150	Horizontal	N/A
1	2111.771	49.07	-11.44	68.2	19.13	Peak	127.8	150	Horizontal	Pass
2**	2740.783	38.84	-7.07	54	15.16	AV	113.1	150	Horizontal	Pass
2	2740.783	48.64	-7.07	74	25.36	Peak	113.1	150	Horizontal	Pass
3**	2849.475	43.49	-5.19	54	10.51	AV	211.3	150	Horizontal	Pass
3	2849.475	46.96	-5.19	74	27.04	Peak	211.3	150	Horizontal	Pass
4**	5180.000	94.96	-4.07	--	--	AV	266.0	150	Horizontal	N/A
4	5180.000	97.57	-4.07	--	--	Peak	266.0	150	Horizontal	N/A
5**	10435.411	42.14	14.47	--	--	AV	28.0	150	Horizontal	N/A
5	10435.411	50.55	14.47	68.2	17.65	Peak	28.0	150	Horizontal	Pass
6**	16871.688	46.15	19.09	--	--	AV	348.8	150	Horizontal	N/A
6	16871.688	53.07	19.09	68.2	15.13	Peak	348.8	150	Horizontal	Pass

1 GHz to 18 GHz, ANT V Band I 11ac20 Middle channel

No.	Frequency (MHz)	Results (dBuV/m)	Factor (dB)	Limit (dBuV/m)	Margin (dB)	Detector	Table (o)	Height (cm)	ANT	Verdict
1**	2351.500	46.1	-8.75	54.0	7.90	AV	90.40	150	Vertical	Pass
1	2351.500	48.19	-8.75	74.0	25.81	Peak	90.40	150	Vertical	Pass
2**	2702.000	44.9	-6.46	54.0	9.10	AV	164.20	150	Vertical	Pass
2	2702.000	50.93	-6.46	74.0	23.07	Peak	164.20	150	Vertical	Pass
3**	2950.500	44.6	-5.81	--	-44.60	AV	134.40	150	Vertical	N/A
3	2950.500	48.56	-5.81	68.2	19.64	Peak	134.40	150	Vertical	Pass
4**	5220.000	94.5	-3.74	--	--	AV	253.50	150	Vertical	N/A
4	5220.000	98.15	-3.74	--	--	Peak	253.50	150	Vertical	N/A
5**	10132.312	43.1	15.39	--	-43.10	AV	30.40	150	Vertical	N/A
5	10132.312	50.04	15.39	68.2	18.16	Peak	30.40	150	Vertical	Pass
6**	16619.250	48.7	21.11	--	-48.70	AV	352.90	150	Vertical	N/A
6	16619.250	54.03	21.11	68.2	14.17	Peak	352.90	150	Vertical	Pass

1 GHz to 18 GHz, ANT H Band I 11ac20 Middle channel

No	Frequency (MHz)	Results (dBuV/m)	Factor (dB)	Limit (dBuV/m)	Margin (dB)	Detector	Table (o)	Height (cm)	ANT	Verdict
1**	2112.500	46.8	-10.47	--	-46.80	AV	125.30	150	Horizontal	N/A
1	2112.500	49.12	-10.47	68.2	19.08	Peak	125.30	150	Horizontal	Pass
2**	2741.000	39.0	-6.08	54.0	15.00	AV	110.50	150	Horizontal	Pass
2	2741.000	48.96	-6.08	74.0	25.04	Peak	110.50	150	Horizontal	Pass
3**	2850.000	44.2	-4.96	54.0	9.80	AV	208.60	150	Horizontal	Pass
3	2850.000	47.96	-4.96	74.0	26.04	Peak	208.60	150	Horizontal	Pass
4**	5220.000	95.3	-3.84	--	--	AV	263.30	150	Horizontal	N/A
4	5220.000	98.25	-3.84	--	--	Peak	263.30	150	Horizontal	N/A
5**	10435.625	42.8	15.43	--	-42.80	AV	25.20	150	Horizontal	N/A
5	10435.625	50.69	15.43	68.2	17.51	Peak	25.20	150	Horizontal	Pass
6**	16872.563	46.8	19.86	--	-46.80	AV	346.00	150	Horizontal	N/A
6	16872.563	53.84	19.86	68.2	14.36	Peak	346.00	150	Horizontal	Pass

1 GHz to 18 GHz, ANT V Band I 11ac20 High channel

No.	Frequency (MHz)	Results (dBuV/m)	Factor (dB)	Limit (dBuV/m)	Margin (dB)	Detector	Table (o)	Height (cm)	ANT	Verdict
1**	2351.323	45.24	-9.74	54	8.76	AV	92.5	150	Vertical	Pass
1	2351.323	47.45	-9.74	74	26.55	Peak	92.5	150	Vertical	Pass
2**	2701.79	44.48	-7.24	54	9.52	AV	166.9	150	Vertical	Pass
2	2701.79	50.64	-7.24	74	23.36	Peak	166.9	150	Vertical	Pass
3**	2949.716	43.92	-6.45	--	--	AV	137.1	150	Vertical	N/A
3	2949.716	47.67	-6.45	68.2	20.53	Peak	137.1	150	Vertical	Pass
4**	5240.000	93.70	-3.67	--	--	AV	256.1	150	Vertical	N/A
4	5240.000	97.63	-3.67	--	--	Peak	256.1	150	Vertical	N/A
5**	10132.072	42.11	15.08	--	--	AV	33.1	150	Vertical	N/A
5	10132.072	49.60	15.08	68.2	18.60	Peak	33.1	150	Vertical	Pass
6**	16619.04	48.41	20.85	--	--	AV	355.0	150	Vertical	N/A
6	16619.04	53.49	20.85	68.2	14.71	Peak	355.0	150	Vertical	Pass

1 GHz to 18 GHz, ANT H Band I 11ac20 High channel

No.	Frequency (MHz)	Results (dBuV/m)	Factor (dB)	Limit (dBuV/m)	Margin (dB)	Detector	Table (o)	Height (cm)	ANT	Verdict
1**	2112.389	45.92	-10.89	--	--	AV	127.8	150	Horizontal	N/A
1	2112.389	48.41	-10.89	68.2	19.79	Peak	127.8	150	Horizontal	Pass
2**	2740.228	38.70	-6.92	54	15.30	AV	113.2	150	Horizontal	Pass
2	2740.228	48.81	-6.92	74	25.20	Peak	113.2	150	Horizontal	Pass
3**	2849.378	43.76	-5.44	54	10.24	AV	211.0	150	Horizontal	Pass
3	2849.378	47.20	-5.44	74	26.81	Peak	211.0	150	Horizontal	Pass
4**	5240.000	95.02	-3.67	--	--	AV	266.2	150	Horizontal	N/A
4	5240.000	98.24	-3.67	--	--	Peak	266.2	150	Horizontal	N/A
5**	10435.307	42.31	15.15	--	--	AV	27.3	150	Horizontal	N/A
5	10435.307	50.53	15.15	68.2	17.67	Peak	27.3	150	Horizontal	Pass
6**	16872.427	46.58	19.02	--	--	AV	348.5	150	Horizontal	N/A
6	16872.427	53.54	19.02	68.2	14.66	Peak	348.5	150	Horizontal	Pass

1 GHz to 18 GHz, ANT V Band II 11ac20 Low channel

No.	Frequency (MHz)	Results (dBuV/m)	Factor (dB)	Limit (dBuV/m)	Margin (dB)	Detector	Table (o)	Height (cm)	ANT	Verdict
1**	1926.775	38.95	-12.57	--	--	AV	196.4	150	Vertical	N/A
1	1926.775	48.74	-12.57	68.2	19.46	Peak	196.4	150	Vertical	Pass
2**	2111.996	40.46	-11.17	--	--	AV	171.2	150	Vertical	N/A
2	2111.996	46.31	-11.17	68.2	21.89	Peak	171.2	150	Vertical	Pass
3**	2798.31	43.09	-6.12	54	10.91	AV	110.7	150	Vertical	Pass
3	2798.31	46.78	-6.12	74	27.22	Peak	110.7	150	Vertical	Pass
4**	5260.000	91.38	-3.48	--	--	AV	250.8	150	Vertical	N/A
4	5260.000	95.92	-3.48	--	--	Peak	250.8	150	Vertical	N/A
5**	12085.504	45.48	15.91	54	8.52	AV	4.4	150	Vertical	Pass
5	12085.504	52.30	15.91	74	21.70	Peak	4.4	150	Vertical	Pass
6**	16614.396	47.31	20.85	--	--	AV	363.0	150	Vertical	N/A
6	16614.396	53.38	20.85	68.2	14.82	Peak	363.0	150	Vertical	Pass

1 GHz to 18 GHz, ANT H Band II 11ac20 Low channel

No.	Frequency (MHz)	Results (dBuV/m)	Factor (dB)	Limit (dBuV/m)	Margin (dB)	Detector	Table (o)	Height (cm)	ANT	Verdict
1**	2111.521	43.83	-11.33	--	--	AV	117.2	150	Horizontal	N/A
1	2111.521	49.70	-11.33	68.2	18.50	Peak	117.2	150	Horizontal	Pass
2**	2643.977	37.20	-6.98	--	--	AV	102.2	150	Horizontal	N/A
2	2643.977	47.33	-6.98	68.2	20.87	Peak	102.2	150	Horizontal	Pass
3**	2914.87	45.87	-6.30	--	--	AV	136.7	150	Horizontal	N/A
3	2914.87	48.70	-6.30	68.2	19.50	Peak	136.7	150	Horizontal	Pass
4**	5260.000	92.53	-3.48	--	--	AV	271.4	150	Horizontal	N/A
4	5260.000	97.78	-3.48	--	--	Peak	271.4	150	Horizontal	N/A
5**	10224.978	43.51	15.12	--	--	AV	53.2	150	Horizontal	N/A
5	10224.978	49.24	15.12	68.2	18.96	Peak	53.2	150	Horizontal	Pass
6**	16592.42	46.99	20.29	--	--	AV	348.8	150	Horizontal	N/A
6	16592.42	53.64	20.29	68.2	14.56	Peak	348.8	150	Horizontal	Pass

1 GHz to 18 GHz, ANT V Band II 11ac20 Middle channel

No.	Frequency (MHz)	Results (dBuV/m)	Factor (dB)	Limit (dBuV/m)	Margin (dB)	Detector	Table (o)	Height (cm)	ANT	Verdict
1**	1927.500	39.3	-12.25	--	-39.30	AV	193.50	150	Vertical	N/A
1	1927.500	49.22	-12.25	68.2	18.98	Peak	193.50	150	Vertical	Pass
2**	2112.000	40.5	-10.47	--	-40.50	AV	168.60	150	Vertical	N/A
2	2112.000	46.52	-10.47	68.2	21.68	Peak	168.60	150	Vertical	Pass
3**	2799.000	43.4	-6.10	54.0	10.60	AV	108.50	150	Vertical	Pass
3	2799.000	47.09	-6.10	74.0	26.91	Peak	108.50	150	Vertical	Pass
4**	5300.000	91.9	-3.17	--	--	AV	247.90	150	Vertical	N/A
4	5300.000	96.26	-3.17	--	--	Peak	247.90	150	Vertical	N/A
5**	12085.875	45.5	16.13	54.0	8.50	AV	1.40	150	Vertical	Pass
5	12085.875	52.40	16.13	74.0	21.60	Peak	1.40	150	Vertical	Pass
6**	16615.312	47.4	20.92	--	-47.40	AV	360.00	150	Vertical	N/A
6	16615.312	53.62	20.92	68.2	14.58	Peak	360.00	150	Vertical	Pass

1 GHz to 18 GHz, ANT H Band II 11ac20 Middle channel

No.	Frequency (MHz)	Results (dBuV/m)	Factor (dB)	Limit (dBuV/m)	Margin (dB)	Detector	Table (o)	Height (cm)	ANT	Verdict
1**	2112.000	44.7	-10.47	--	-44.70	AV	114.20	150	Horizontal	N/A
1	2112.000	50.07	-10.47	68.2	18.13	Peak	114.20	150	Horizontal	Pass
2**	2644.000	37.7	-6.01	--	-37.70	AV	150.00	150	Horizontal	N/A
2	2644.000	48.27	-6.01	68.2	19.93	Peak	150.00	150	Horizontal	Pass
3**	2915.000	46.0	-5.91	--	-46.00	AV	133.90	150	Horizontal	N/A
3	2915.000	49.46	-5.91	68.2	18.74	Peak	133.90	150	Horizontal	Pass
4**	5300.000	92.9	-3.17	--	--	AV	269.20	150	Horizontal	N/A
4	5300.000	98.23	-3.17	--	--	Peak	269.20	150	Horizontal	N/A
5**	10225.750	43.8	16.04	--	-43.80	AV	51.00	150	Horizontal	N/A
5	10225.750	49.91	16.04	68.2	18.29	Peak	51.00	150	Horizontal	Pass
6**	16593.000	47.5	20.40	--	-47.50	AV	346.10	150	Horizontal	N/A
6	16593.000	54.38	20.40	68.2	13.82	Peak	346.10	150	Horizontal	Pass

1 GHz to 18 GHz, ANT V Band II 11ac20 High channel

No.	Frequency (MHz)	Results (dBuV/m)	Factor (dB)	Limit (dBuV/m)	Margin (dB)	Detector	Table (o)	Height (cm)	ANT	Verdict
1**	1927.462	38.97	-12.63	--	--	AV	196.2	150	Vertical	N/A
1	1927.462	48.87	-12.63	68.2	19.34	Peak	196.2	150	Vertical	Pass
2**	2111.762	40.27	-11.32	--	--	AV	171.3	150	Vertical	N/A
2	2111.762	46.18	-11.32	68.2	22.02	Peak	171.3	150	Vertical	Pass
3**	2798.121	43.01	-6.53	54	11.00	AV	111.3	150	Vertical	Pass
3	2798.121	46.35	-6.53	74	27.65	Peak	111.3	150	Vertical	Pass
4**	5320.000	91.26	-3.03	--	--	AV	250.2	150	Vertical	N/A
4	5320.000	95.60	-3.03	--	--	Peak	250.2	150	Vertical	N/A
5**	12085.46	45.34	15.47	54	8.66	AV	4.1	150	Vertical	Pass
5	12085.46	51.72	15.47	74	22.29	Peak	4.1	150	Vertical	Pass
6**	16614.966	46.51	20.60	--	--	AV	362.1	150	Vertical	N/A
6	16614.966	53.36	20.60	68.2	14.84	Peak	362.1	150	Vertical	Pass

1 GHz to 18 GHz, ANT H Band II 11ac20 High channel

No.	Frequency (MHz)	Results (dBuV/m)	Factor (dB)	Limit (dBuV/m)	Margin (dB)	Detector	Table (o)	Height (cm)	ANT	Verdict
1**	2111.271	43.85	-10.82	--	--	AV	116.5	150	Horizontal	N/A
1	2111.271	49.22	-10.82	68.2	18.98	Peak	116.5	150	Horizontal	Pass
2**	2643.745	37.08	-6.26	--	--	AV	102.4	150	Horizontal	N/A
2	2643.745	48.00	-6.26	68.2	20.20	Peak	102.4	150	Horizontal	Pass
3**	2914.239	45.74	-6.03	--	--	AV	136.5	150	Horizontal	N/A
3	2914.239	48.64	-6.03	68.2	19.56	Peak	136.5	150	Horizontal	Pass
4**	5320.000	92.76	-3.03	--	--	AV	272.2	150	Horizontal	N/A
4	5320.000	98.16	-3.03	--	--	Peak	272.2	150	Horizontal	N/A
5**	10225.538	43.02	15.58	--	--	AV	53.6	150	Horizontal	N/A
5	10225.538	49.64	15.58	68.2	18.56	Peak	53.6	150	Horizontal	Pass
6**	16592.023	47.27	20.29	--	--	AV	348.5	150	Horizontal	N/A
6	16592.023	53.57	20.29	68.2	14.63	Peak	348.5	150	Horizontal	Pass

1 GHz to 18 GHz, ANT V Band III 11ac20 Low channel

No.	Frequency (MHz)	Results (dBuV/m)	Factor (dB)	Limit (dBuV/m)	margin(dB)	Detector	Table (o)	Height (cm)	ANT	Verdict
1	1910.604	49.92	-12.57	68.2	18.28	Peak	254.85	150	Vertical	Pass
2	2371.669	48.60	-9.69	74	25.40	Peak	92.05	150	Vertical	Pass
3	2953.270	48.87	-6.06	68.2	19.33	Peak	140.06	150	Vertical	Pass
4	5500.000	97.36	-2.95	--	--	Peak	309.30	150	Vertical	N/A
5	10175.990	49.63	15.21	68.2	18.57	Peak	200.63	150	Vertical	Pass
6	16532.382	53.31	19.75	68.2	14.89	Peak	362.13	150	Vertical	Pass

1 GHz to 18 GHz, ANT H Band III 11ac20 Low channel

No.	Frequency (MHz)	Results (dBuV/m)	Factor (dB)	Limit (dBuV/m)	margin(dB)	Detector	Table (o)	Height (cm)	ANT	Verdict
1	2111.102	48.77	-11.09	68.2	19.44	Peak	116.94	150	Horizontal	Pass
2	2679.552	47.82	-5.17	68.2	20.38	Peak	196.91	150	Horizontal	Pass
3	2908.937	48.28	-6.73	68.2	19.92	Peak	116.88	150	Horizontal	Pass
4	5500.000	99.13	-2.95	--	--	Peak	262.26	150	Horizontal	N/A
5	9860.298	50.04	16.16	68.2	18.16	Peak	267.11	150	Horizontal	Pass
6	16441.231	53.40	19.56	68.2	14.80	Peak	289.46	150	Horizontal	Pass

1 GHz to 18 GHz, ANT V Band III 11ac20 Middle channel

No.	Frequency (MHz)	Results (dBuV/m)	Factor (dB)	Limit (dBuV/m)	Margin (dB)	Detector	Table (o)	Height (cm)	ANT	Verdict
1	1911.000	50.02	-12.51	68.2	18.18	Peak	252.70	150	Vertical	Pass
2	2372.000	49.52	-8.82	74.0	24.48	Peak	89.90	150	Vertical	Pass
3	2953.500	49.29	-5.79	68.2	18.91	Peak	137.20	150	Vertical	Pass
4	5580.000	97.50	-2.71	--	--	Peak	306.70	150	Vertical	N/A
5	10176.874	50.15	15.86	68.2	18.05	Peak	198.10	150	Vertical	Pass
6	16532.625	53.73	20.22	68.2	14.47	Peak	359.60	150	Vertical	Pass

1 GHz to 18 GHz, ANT H Band III 11ac20 Middle channel

No.	Frequency (MHz)	Results (dBuV/m)	Factor (dB)	Limit (dBuV/m)	Margin (dB)	Detector	Table (o)	Height (cm)	ANT	Verdict
1	2112.000	49.54	-10.47	68.2	18.66	Peak	114.40	150	Horizontal	Pass
2	2680.000	48.34	-5.16	68.2	19.86	Peak	194.10	150	Horizontal	Pass
3	2909.500	48.64	-5.81	68.2	19.56	Peak	114.40	150	Horizontal	Pass
4	5580.000	99.88	-2.71	--	--	Peak	259.30	150	Horizontal	N/A
5	9860.625	50.26	16.50	68.2	17.94	Peak	264.50	150	Horizontal	Pass
6	16442.063	53.45	20.02	68.2	14.75	Peak	287.40	150	Horizontal	Pass

1 GHz to 18 GHz, ANT V Band III 11ac20 High channel

No.	Frequency (MHz)	Results (dBuV/m)	Factor (dB)	Limit (dBuV/m)	margin(dB)	Detector	Table (o)	Height (cm)	ANT	Verdict
1	1910.272	49.45	-13.41	68.2	18.75	Peak	255.40	150	Vertical	Pass
2	2371.026	48.72	-9.47	74	25.28	Peak	92.86	150	Vertical	Pass
3	2953.053	48.50	-6.64	68.2	19.70	Peak	140.20	150	Vertical	Pass
4	5700.000	97.43	-2.35	--	--	Peak	309.20	150	Vertical	N/A
5	10176.577	50.01	15.24	68.2	18.19	Peak	200.32	150	Vertical	Pass
6	16532.245	52.93	19.31	68.2	15.27	Peak	362.12	150	Vertical	Pass

1 GHz to 18 GHz, ANT H Band III 11ac20 High channel

No.	Frequency (MHz)	Results (dBuV/m)	Factor (dB)	Limit (dBuV/m)	margin(dB)	Detector	Table (o)	Height (cm)	ANT	Verdict
1	2111.063	49.11	-11.27	68.2	19.09	Peak	117.02	150	Horizontal	Pass
2	2679.592	47.89	-6.06	68.2	20.32	Peak	197.03	150	Horizontal	Pass
3	2908.943	47.76	-6.34	68.2	20.44	Peak	117.12	150	Horizontal	Pass
4	5700.000	99.33	-2.35	--	--	Peak	261.36	150	Horizontal	N/A
5	9860.374	49.88	16.12	68.2	18.32	Peak	267.24	150	Horizontal	Pass
6	16442.007	53.10	19.77	68.2	15.10	Peak	290.31	150	Horizontal	Pass

1 GHz to 18 GHz, ANT V Band IV 11ac20 Low channel

No.	Frequency (MHz)	Results (dBuV/m)	Factor (dB)	Limit (dBuV/m)	Margin (dB)	Detector	Table (o)	Height (cm)	ANT	Verdict
1**	1943.691	33.50	-11.96	--	--	AV	256.1	150	Vertical	N/A
1	1943.691	47.56	-11.96	68.2	20.64	Peak	256.1	150	Vertical	Pass
2**	2111.021	40.37	-10.91	--	--	AV	173.4	150	Vertical	N/A
2	2111.021	46.63	-10.91	68.2	21.57	Peak	173.4	150	Vertical	Pass
3**	2966.354	44.63	-6.61	--	--	AV	130.1	150	Vertical	N/A
3	2966.354	49.55	-6.61	68.2	18.65	Peak	130.1	150	Vertical	Pass
4**	5745.000	95.40	-1.78	--	--	AV	261.9	150	Vertical	N/A
4	5745.000	99.13	-1.78	--	--	Peak	261.9	150	Vertical	N/A
5**	10523.287	43.08	15.59	--	--	AV	3.2	150	Vertical	N/A
5	10523.287	49.37	15.59	68.2	18.83	Peak	3.2	150	Vertical	Pass
6**	16785.23	47.72	19.82	--	--	AV	321.3	150	Vertical	N/A
6	16785.23	54.04	19.82	68.2	14.16	Peak	321.3	150	Vertical	Pass

1 GHz to 18 GHz, ANT H Band IV 11ac20 Low channel

No.	Frequency (MHz)	Results (dBuV/m)	Factor (dB)	Limit (dBuV/m)	Margin (dB)	Detector	Table (o)	Height (cm)	ANT	Verdict
1**	2111.06	43.60	-11.47	--	--	AV	115.1	150	Horizontal	N/A
1	2111.06	47.64	-11.47	68.2	20.56	Peak	115.1	150	Horizontal	Pass
2**	2741.307	46.12	-6.77	54	7.88	AV	115.3	150	Horizontal	Pass
2	2741.307	47.63	-6.77	74	26.37	Peak	115.3	150	Horizontal	Pass
3**	2895.139	38.82	-6.32	54	15.19	AV	197.6	150	Horizontal	Pass
3	2895.139	46.62	-6.32	74	27.38	Peak	197.6	150	Horizontal	Pass
4**	5745.000	95.79	-1.78	--	--	AV	7.2	150	Horizontal	N/A
4	5745.000	99.91	-1.78	--	--	Peak	7.2	150	Horizontal	N/A
5**	9860.617	42.87	15.53	--	--	AV	27.3	150	Horizontal	N/A
5	9860.617	50.09	15.53	68.2	18.11	Peak	27.3	150	Horizontal	Pass
6**	16920.388	47.19	20.06	--	--	AV	214.7	150	Horizontal	N/A
6	16920.388	53.72	20.06	68.2	14.48	Peak	214.7	150	Horizontal	Pass

1 GHz to 18 GHz, ANT V Band IV 11ac20 Middle channel

No.	Frequency (MHz)	Results (dBuV/m)	Factor (dB)	Limit (dBuV/m)	Margin (dB)	Detector	Table (o)	Height (cm)	ANT	Verdict
1**	1944.500	34.0	-11.83	--	-34.00	AV	253.60	150	Vertical	N/A
1	1944.500	48.09	-11.83	68.2	20.11	Peak	253.60	150	Vertical	Pass
2**	2112.000	40.8	-10.47	--	-40.80	AV	171.00	150	Vertical	N/A
2	2112.000	46.89	-10.47	68.2	21.31	Peak	171.00	150	Vertical	Pass
3**	2966.500	45.0	-5.78	--	-45.00	AV	127.30	150	Vertical	N/A
3	2966.500	49.73	-5.78	68.2	18.47	Peak	127.30	150	Vertical	Pass
4**	5785.000	96.1	-1.42	--	--	AV	259.40	150	Vertical	N/A
4	5785.000	99.49	-1.42	--	--	Peak	259.40	150	Vertical	N/A
5**	10523.312	43.2	15.77	--	-43.20	AV	0.60	150	Vertical	N/A
5	10523.312	50.34	15.77	68.2	17.86	Peak	0.60	150	Vertical	Pass
6**	16785.937	48.7	19.91	--	-48.70	AV	318.40	150	Vertical	N/A
6	16785.937	54.16	19.91	68.2	14.04	Peak	318.40	150	Vertical	Pass

1 GHz to 18 GHz, ANT H Band IV 11ac20 Middle channel

No.	Frequency (MHz)	Results (dBuV/m)	Factor (dB)	Limit (dBuV/m)	Margin (dB)	Detector	Table (o)	Height (cm)	ANT	Verdict
1**	2112.000	44.2	-10.47	--	-44.20	AV	112.80	150	Horizontal	N/A
1	2112.000	48.60	-10.47	68.2	19.60	Peak	112.80	150	Horizontal	Pass
2**	2741.500	46.5	-6.17	54.0	7.50	AV	112.80	150	Horizontal	Pass
2	2741.500	48.45	-6.17	74.0	25.55	Peak	112.80	150	Horizontal	Pass
3**	2896.000	39.3	-5.39	54.0	14.70	AV	195.60	150	Horizontal	Pass
3	2896.000	47.27	-5.39	74.0	26.73	Peak	195.60	150	Horizontal	Pass
4**	5785.000	96.0	-1.42	--	--	AV	4.50	150	Horizontal	N/A
4	5785.000	150.75	-1.42	--	--	Peak	4.50	150	Horizontal	N/A
5**	9860.625	43.5	16.50	--	-43.50	AV	24.30	150	Horizontal	N/A
5	9860.625	50.19	16.50	68.2	18.01	Peak	24.30	150	Horizontal	Pass
6**	16921.125	47.6	20.43	--	-47.60	AV	212.60	150	Horizontal	N/A
6	16921.125	54.22	20.43	68.2	13.98	Peak	212.60	150	Horizontal	Pass

1 GHz to 18 GHz, ANT V Band IV 11ac20 High channel

No.	Frequency (MHz)	Results (dBuV/m)	Factor (dB)	Limit (dBuV/m)	Margin (dB)	Detector	Table (o)	Height (cm)	ANT	Verdict
1**	1943.987	33.04	-12.65	--	--	AV	255.6	150	Vertical	N/A
1	1943.987	47.93	-12.65	68.2	20.27	Peak	255.6	150	Vertical	Pass
2**	2111.361	40.30	-10.48	--	--	AV	173.8	150	Vertical	N/A
2	2111.361	46.67	-10.48	68.2	21.53	Peak	173.8	150	Vertical	Pass
3**	2966.073	44.94	-6.65	--	--	AV	130.0	150	Vertical	N/A
3	2966.073	48.84	-6.65	68.2	19.36	Peak	130.0	150	Vertical	Pass
4**	5825.000	95.62	-1.07	--	--	AV	261.6	150	Vertical	N/A
4	5725.000	99.46	-1.07	--	--	Peak	261.6	150	Vertical	N/A
5**	10522.313	43.04	15.23	--	--	AV	3.5	150	Vertical	N/A
5	10522.313	49.86	15.23	68.2	18.34	Peak	3.5	150	Vertical	Pass
6**	16785.652	48.57	19.20	--	--	AV	320.5	150	Vertical	N/A
6	16785.652	53.40	19.20	68.2	14.80	Peak	320.5	150	Vertical	Pass

1 GHz to 18 GHz, ANT H Band IV 11ac20 High channel

No.	Frequency (MHz)	Results (dBuV/m)	Factor (dB)	Limit (dBuV/m)	Margin (dB)	Detector	Table (o)	Height (cm)	ANT	Verdict
1**	2111.459	43.72	-10.84	--	--	AV	115.5	150	Horizontal	N/A
1	2111.459	48.02	-10.84	68.2	20.18	Peak	115.5	150	Horizontal	Pass
2**	2741.307	46.04	-7.16	54	7.96	AV	115.1	150	Horizontal	Pass
2	2741.307	48.05	-7.16	74	25.95	Peak	115.1	150	Horizontal	Pass
3**	2895.332	38.88	-5.54	54	15.12	AV	198.3	150	Horizontal	Pass
3	2895.332	46.38	-5.54	74	27.62	Peak	198.3	150	Horizontal	Pass
4**	5825.000	95.01	-1.07	--	--	AV	6.5	150	Horizontal	N/A
4	5825.000	99.86	-1.07	--	--	Peak	6.5	150	Horizontal	N/A
5**	9859.787	43.34	16.46	--	--	AV	27.2	150	Horizontal	N/A
5	9859.787	49.77	16.46	68.2	18.44	Peak	27.2	150	Horizontal	Pass
6**	16920.332	47.01	19.84	--	--	AV	215.1	150	Horizontal	N/A
6	16920.332	53.61	19.84	68.2	14.59	Peak	215.1	150	Horizontal	Pass

1 GHz to 18 GHz, ANT V Band I 11ac40 Low channel

No.	Frequency (MHz)	Results (dBuV/m)	Factor (dB)	Limit (dBuV/m)	Margin (dB)	Detector	Table (o)	Height (cm)	ANT	Verdict
1**	1934.715	44.31	-12.54	--	--	AV	251.1	150	Vertical	N/A
1	1934.715	49.04	-12.54	68.2	19.16	Peak	251.1	150	Vertical	Pass
2**	2701.171	44.95	-6.59	54	9.06	AV	151.5	150	Vertical	Pass
2	2701.171	46.94	-6.59	74	27.06	Peak	151.5	150	Vertical	Pass
3**	2943.567	48.27	-6.70	--	--	AV	123.1	150	Vertical	N/A
3	2943.567	49.69	-6.70	68.2	18.51	Peak	123.1	150	Vertical	Pass
4**	5190.000	88.73	-3.92	--	--	AV	248.7	150	Vertical	N/A
4	5190.000	94.23	-3.92	--	--	Peak	248.7	150	Vertical	N/A
5**	9864.511	43.23	15.56	--	--	AV	47.7	150	Vertical	N/A
5	9864.511	49.20	15.56	68.2	19.00	Peak	47.7	150	Vertical	Pass
6**	16618.288	49.32	20.97	--	--	AV	131.6	150	Vertical	N/A
6	16618.288	53.83	20.97	68.2	14.37	Peak	131.6	150	Vertical	Pass

1 GHz to 18 GHz, ANT H Band I 11ac40 Low channel

No.	Frequency (MHz)	Results (dBuV/m)	Factor (dB)	Limit (dBuV/m)	Margin (dB)	Detector	Table (o)	Height (cm)	ANT	Verdict
1**	2111.129	43.30	-11.19	--	--	AV	118.1	150	Horizontal	N/A
1	2111.129	49.63	-11.19	68.2	18.57	Peak	118.1	150	Horizontal	Pass
2**	2798.292	41.72	-6.65	54	12.28	AV	178.7	150	Horizontal	Pass
2	2798.292	46.49	-6.65	74	27.51	Peak	178.7	150	Horizontal	Pass
3**	2899.008	43.68	-5.68	54	10.32	AV	347.3	150	Horizontal	Pass
3	2899.008	47.23	-5.68	74	26.77	Peak	347.3	150	Horizontal	Pass
4**	5190.000	90.18	-3.92	--	--	AV	267.6	150	Horizontal	N/A
4	5190.000	94.38	-3.92	--	--	Peak	267.6	150	Horizontal	N/A
5**	9350.057	42.36	14.42	54	11.64	AV	30.4	150	Horizontal	Pass
5	9350.057	49.27	14.42	74	24.73	Peak	30.4	150	Horizontal	Pass
6**	16800.232	47.92	19.05	--	--	AV	341.8	150	Horizontal	N/A
6	16800.232	52.94	19.05	68.2	15.27	Peak	341.8	150	Horizontal	Pass

1 GHz to 18 GHz, ANT V Band I 11ac40 High channel

No.	Frequency (MHz)	Results (dBuV/m)	Factor (dB)	Limit (dBuV/m)	Margin (dB)	Detector	Table (o)	Height (cm)	ANT	Verdict
1**	1935.500	44.8	-11.85	--	-44.80	AV	248.40	150	Vertical	N/A
1	1935.500	49.65	-11.85	68.2	18.55	Peak	248.40	150	Vertical	Pass
2**	2702.000	45.6	-6.46	54.0	8.40	AV	149.30	150	Vertical	Pass
2	2702.000	47.14	-6.46	74.0	26.86	Peak	149.30	150	Vertical	Pass
3**	2944.000	48.9	-5.95	--	-48.90	AV	120.40	150	Vertical	N/A
3	2944.000	50.20	-5.95	68.2	18.00	Peak	120.40	150	Vertical	Pass
4**	5230.000	89.3	-3.74	--	--	AV	246.20	150	Vertical	N/A
4	5230.000	94.65	-3.74	--	--	Peak	246.20	150	Vertical	N/A
5**	9864.937	43.5	16.27	--	-43.50	AV	45.10	150	Vertical	N/A
5	9864.937	50.03	16.27	68.2	18.17	Peak	45.10	150	Vertical	Pass
6**	16619.250	49.6	21.11	--	-49.60	AV	129.40	150	Vertical	N/A
6	16619.250	54.25	21.11	68.2	13.95	Peak	129.40	150	Vertical	Pass

1 GHz to 18 GHz, ANT H Band I 11ac40 High channel

No.	Frequency (MHz)	Results (dBuV/m)	Factor (dB)	Limit (dBuV/m)	Margin (dB)	Detector	Table (o)	Height (cm)	ANT	Verdict
1**	2112.000	43.9	-10.47	--	-43.90	AV	115.90	150	Horizontal	N/A
1	2112.000	50.06	-10.47	68.2	18.14	Peak	115.90	150	Horizontal	Pass
2**	2799.000	42.3	-6.10	54.0	11.70	AV	175.90	150	Horizontal	Pass
2	2799.000	46.68	-6.10	74.0	27.32	Peak	175.90	150	Horizontal	Pass
3**	2899.500	44.4	-5.35	54.0	9.60	AV	344.80	150	Horizontal	Pass
3	2899.500	47.66	-5.35	74.0	26.34	Peak	344.80	150	Horizontal	Pass
4**	5230.000	91.1	-3.74	--	--	AV	264.80	150	Horizontal	N/A
4	5230.000	94.99	-3.74	--	--	Peak	264.80	150	Horizontal	N/A
5**	9350.313	43.2	15.15	54.0	10.80	AV	27.60	150	Horizontal	Pass
5	9350.313	49.46	15.15	74.0	24.54	Peak	27.60	150	Horizontal	Pass
6**	16800.375	48.0	19.88	--	-48.00	AV	339.20	150	Horizontal	N/A
6	16800.375	53.63	19.88	68.2	14.57	Peak	339.20	150	Horizontal	Pass

1 GHz to 18 GHz, ANT V Band II 11ac40 Low channel

No.	Frequency (MHz)	Results (dBuV/m)	Factor (dB)	Limit (dBuV/m)	Margin (dB)	Detector	Table (o)	Height (cm)	ANT	Verdict
1**	1934.87	44.47	-12.14	--	--	AV	250.8	150	Vertical	N/A
1	1934.87	48.78	-12.14	68.2	19.42	Peak	250.8	150	Vertical	Pass
2**	2701.292	45.41	-6.69	54	8.59	AV	152.0	150	Vertical	Pass
2	2701.292	47.11	-6.69	74	26.89	Peak	152.0	150	Vertical	Pass
3**	2943.062	48.12	-6.66	--	--	AV	122.6	150	Vertical	N/A
3	2943.062	49.75	-6.66	68.2	18.45	Peak	122.6	150	Vertical	Pass
4**	5310.000	88.68	-3.08	--	--	AV	248.4	150	Vertical	N/A
4	5310.000	94.40	-3.08	--	--	Peak	248.4	150	Vertical	N/A
5**	9864.462	42.59	15.49	--	--	AV	47.4	150	Vertical	N/A
5	9864.462	49.59	15.49	68.2	18.61	Peak	47.4	150	Vertical	Pass
6**	16618.963	49.52	21.03	--	--	AV	132.0	150	Vertical	N/A
6	16618.963	53.94	21.03	68.2	14.26	Peak	132.0	150	Vertical	Pass

1 GHz to 18 GHz, ANT H Band II 11ac40 Low channel

No.	Frequency (MHz)	Results (dBuV/m)	Factor (dB)	Limit (dBuV/m)	Margin (dB)	Detector	Table (o)	Height (cm)	ANT	Verdict
1**	2111.106	43.58	-10.90	--	--	AV	118.4	150	Horizontal	N/A
1	2111.106	49.61	-10.90	68.2	18.59	Peak	118.4	150	Horizontal	Pass
2**	2798.9	41.46	-6.35	54	12.54	AV	178.9	150	Horizontal	Pass
2	2798.9	46.05	-6.35	74	27.95	Peak	178.9	150	Horizontal	Pass
3**	2898.72	43.52	-5.83	54	10.48	AV	347.5	150	Horizontal	Pass
3	2898.72	47.56	-5.83	74	26.44	Peak	347.5	150	Horizontal	Pass
4**	5270.000	91.04	-3.41	--	--	AV	267.3	150	Horizontal	N/A
4	5270.000	94.27	-3.41	--	--	Peak	267.3	150	Horizontal	N/A
5**	9349.455	43.00	15.06	54	11.00	AV	30.6	150	Horizontal	Pass
5	9349.455	48.58	15.06	74	25.43	Peak	30.6	150	Horizontal	Pass
6**	16800.311	47.42	19.31	--	--	AV	341.4	150	Horizontal	N/A
6	16800.311	53.18	19.31	68.2	15.02	Peak	341.4	150	Horizontal	Pass

1 GHz to 18 GHz, ANT V Band II 11ac40 High channel

No.	Frequency (MHz)	Results (dBuV/m)	Factor (dB)	Limit (dBuV/m)	Margin (dB)	Detector	Table (o)	Height (cm)	ANT	Verdict
1**	1934.779	44.74	-12.19	--	--	AV	250.8	150	Vertical	N/A
1	1934.779	49.12	-12.19	68.2	19.08	Peak	250.8	150	Vertical	Pass
2**	2701.858	45.42	-7.00	54	8.58	AV	152.0	150	Vertical	Pass
2	2701.858	46.66	-7.00	74	27.34	Peak	152.0	150	Vertical	Pass
3**	2943.814	48.51	-6.76	--	--	AV	123.0	150	Vertical	N/A
3	2943.814	49.95	-6.76	68.2	18.25	Peak	123.0	150	Vertical	Pass
4**	5310.000	89.28	-3.08	--	--	AV	249.1	150	Vertical	N/A
4	5310.000	94.17	-3.08	--	--	Peak	249.1	150	Vertical	N/A
5**	9864.583	43.47	15.38	--	--	AV	47.8	150	Vertical	N/A
5	9864.583	49.78	15.38	68.2	18.43	Peak	47.8	150	Vertical	Pass
6**	16619.02	49.18	20.50	--	--	AV	131.5	150	Vertical	N/A
6	16619.02	53.70	20.50	68.2	14.50	Peak	131.5	150	Vertical	Pass

1 GHz to 18 GHz, ANT H Band II 11ac40 High channel

No.	Frequency (MHz)	Results (dBuV/m)	Factor (dB)	Limit (dBuV/m)	Margin (dB)	Detector	Table (o)	Height (cm)	ANT	Verdict
1**	2111.261	43.10	-10.56	--	--	AV	118.0	150	Horizontal	N/A
1	2111.261	50.03	-10.56	68.2	18.17	Peak	118.0	150	Horizontal	Pass
2**	2798.76	41.37	-6.94	54	12.63	AV	178.6	150	Horizontal	Pass
2	2798.76	45.98	-6.94	74	28.02	Peak	178.6	150	Horizontal	Pass
3**	2898.716	44.10	-6.06	54	9.90	AV	347.2	150	Horizontal	Pass
3	2898.716	47.30	-6.06	74	26.70	Peak	347.2	150	Horizontal	Pass
4**	5270.000	90.84	-3.41	--	--	AV	267.2	150	Horizontal	N/A
4	5270.000	94.89	-3.41	--	--	Peak	267.2	150	Horizontal	N/A
5**	9349.465	43.15	14.53	54	10.85	AV	30.3	150	Horizontal	Pass
5	9349.465	48.48	14.53	74	25.52	Peak	30.3	150	Horizontal	Pass
6**	16799.782	47.06	19.06	--	--	AV	341.3	150	Horizontal	N/A
6	16799.782	53.52	19.06	68.2	14.68	Peak	341.3	150	Horizontal	Pass

1 GHz to 18 GHz, ANT V Band III 11ac40 Low channel

No.	Frequency (MHz)	Results (dBuV/m)	Factor (dB)	Limit (dBuV/m)	margin(dB)	Detector	Table (o)	Height (cm)	ANT	Verdict
1	1912.417	48.38	-13.09	68.2	19.82	Peak	201.17	150	Vertical	Pass
2	2111.121	46.74	-11.13	68.2	21.46	Peak	173.55	150	Vertical	Pass
3	2798.475	47.29	-6.33	74	26.71	Peak	111.09	150	Vertical	Pass
4	5510.000	93.66	-2.87	--	--	Peak	300.67	150	Vertical	N/A
5	10229.403	50.09	15.38	68.2	18.11	Peak	272.80	150	Vertical	Pass
6	16436.311	53.96	19.23	68.2	14.24	Peak	234.27	150	Vertical	Pass

1 GHz to 18 GHz, ANT H Band III 11ac40 Low channel

No.	Frequency (MHz)	Results (dBuV/m)	Factor (dB)	Limit (dBuV/m)	margin(dB)	Detector	Table (o)	Height (cm)	ANT	Verdict
1	2111.917	48.50	-10.48	68.2	19.70	Peak	126.86	150	Horizontal	Pass
2	2704.501	49.65	-7.12	74	24.35	Peak	167.08	150	Horizontal	Pass
3	2946.335	47.65	-6.41	68.2	20.55	Peak	135.73	150	Horizontal	Pass
4	5510.000	96.27	-2.87	--	--	Peak	271.23	150	Horizontal	N/A
5	10505.899	49.94	14.89	68.2	18.26	Peak	105.92	150	Horizontal	Pass
6	16563.998	52.86	19.83	68.2	15.34	Peak	339.50	150	Horizontal	Pass

1 GHz to 18 GHz, ANT V Band III 11ac40 Middle channel

No.	Frequency (MHz)	Results (dBuV/m)	Factor (dB)	Limit (dBuV/m)	Margin (dB)	Detector	Table (o)	Height (cm)	ANT	Verdict
1	1912.500	49.04	-12.78	68.2	19.16	Peak	198.20	150	Vertical	Pass
2	2112.000	47.05	-10.47	68.2	21.15	Peak	171.40	150	Vertical	Pass
3	2799.000	47.86	-6.10	74.0	26.14	Peak	108.20	150	Vertical	Pass
4	5590.000	94.34	-2.67	--	--	Peak	298.30	150	Vertical	N/A
5	10230.062	50.80	15.70	68.2	17.40	Peak	270.20	150	Vertical	Pass
6	16436.813	54.55	19.94	68.2	13.65	Peak	231.40	150	Vertical	Pass

1 GHz to 18 GHz, ANT H Band III 11ac40 Middle channel

No.	Frequency (MHz)	Results (dBuV/m)	Factor (dB)	Limit (dBuV/m)	margin(dB)	Detector	Table (o)	Height (cm)	ANT	Verdict
1	2112.500	48.85	-10.47	68.2	19.35	Peak	124.40	150	Horizontal	Pass
2	2705.000	50.33	-6.45	74.0	23.67	Peak	164.80	150	Horizontal	Pass
3	2947.000	48.48	-5.97	68.2	19.72	Peak	133.40	150	Horizontal	Pass
4	5590.000	96.75	-2.67	--	--	Peak	268.30	150	Horizontal	N/A
5	10506.063	50.24	15.82	68.2	17.96	Peak	103.20	150	Horizontal	Pass
6	16564.125	53.34	20.38	68.2	14.86	Peak	336.80	150	Horizontal	Pass

1 GHz to 18 GHz, ANT V Band III 11ac40 High channel

No.	Frequency (MHz)	Results (dBuV/m)	Factor (dB)	Limit (dBuV/m)	margin(dB)	Detector	Table (o)	Height (cm)	ANT	Verdict
1	1912.045	48.42	-13.70	68.2	19.79	Peak	200.81	150	Vertical	Pass
2	2111.409	47.03	-11.47	68.2	21.17	Peak	173.68	150	Vertical	Pass
3	2798.406	47.21	-6.51	74	26.79	Peak	111.15	150	Vertical	Pass
4	5670.000	93.64	-2.42	--	--	Peak	301.11	150	Vertical	N/A
5	10229.608	50.57	15.15	68.2	17.63	Peak	273.06	150	Vertical	Pass
6	16436.713	54.43	19.05	68.2	13.77	Peak	234.21	150	Vertical	Pass

1 GHz to 18 GHz, ANT H Band III 11ac40 High channel

No.	Frequency (MHz)	Results (dBuV/m)	Factor (dB)	Limit (dBuV/m)	margin(dB)	Detector	Table (o)	Height (cm)	ANT	Verdict
1	2112.157	47.95	-10.69	68.2	20.25	Peak	126.65	150	Horizontal	Pass
2	2704.016	50.32	-7.12	74	23.68	Peak	167.34	150	Horizontal	Pass
3	2946.888	47.93	-6.24	68.2	20.27	Peak	135.60	150	Horizontal	Pass
4	5670.000	96.69	-2.42	--	--	Peak	271.10	150	Horizontal	N/A
5	10505.766	50.09	15.61	68.2	18.11	Peak	106.00	150	Horizontal	Pass
6	16563.527	52.42	20.23	68.2	15.78	Peak	339.01	150	Horizontal	Pass

1 GHz to 18 GHz, ANT V Band IV 11ac40 Low channel

No.	Frequency (MHz)	Results (dBuV/m)	Factor (dB)	Limit (dBuV/m)	Margin (dB)	Detector	Table (o)	Height (cm)	ANT	Verdict
1**	1912.500	32.6	-12.78	--	-32.60	AV	174.30	150	Vertical	N/A
1	1912.500	47.61	-12.78	68.2	20.59	Peak	174.30	150	Vertical	Pass
2**	2799.000	42.4	-6.10	54.0	11.60	AV	102.90	150	Vertical	Pass
2	2799.000	47.81	-6.10	74.0	26.19	Peak	102.90	150	Vertical	Pass
3**	2934.500	44.0	-5.04	--	-44.00	AV	102.90	150	Vertical	N/A
3	2934.500	49.11	-5.04	68.2	19.09	Peak	102.90	150	Vertical	Pass
4**	5755.000	90.9	-1.71	--	--	AV	292.80	150	Vertical	N/A
4	5755.000	96.00	-1.71	--	--	Peak	292.80	150	Vertical	N/A
5**	9895.125	43.4	16.29	--	-43.40	AV	232.50	150	Vertical	N/A
5	9895.125	50.06	16.29	68.2	18.14	Peak	232.50	150	Vertical	Pass
6**	16411.875	47.6	19.84	--	-47.60	AV	304.90	150	Vertical	N/A
6	16411.875	53.48	19.84	68.2	14.72	Peak	304.90	150	Vertical	Pass

1 GHz to 18 GHz, ANT H Band IV 11ac40 Low channel

No.	Frequency (MHz)	Results (dBuV/m)	Factor (dB)	Limit (dBuV/m)	Margin (dB)	Detector	Table (o)	Height (cm)	ANT	Verdict
1**	2112.000	43.4	-10.47	--	-43.40	AV	122.90	150	Horizontal	N/A
1	2112.000	50.36	-10.47	68.2	17.84	Peak	122.90	150	Horizontal	Pass
2**	2741.500	44.3	-6.17	54.0	9.70	AV	195.10	150	Horizontal	Pass
2	2741.500	47.21	-6.17	74.0	26.79	Peak	195.10	150	Horizontal	Pass
3**	2906.500	43.0	-5.37	--	-43.00	AV	99.20	150	Horizontal	N/A
3	2906.500	48.22	-5.37	68.2	19.98	Peak	99.20	150	Horizontal	Pass
4**	5755.000	93.8	-1.71	--	--	AV	348.10	150	Horizontal	N/A
4	5755.000	98.26	-1.71	--	--	Peak	348.10	150	Horizontal	N/A
5**	15059.000	43.0	15.54	--	-43.00	AV	244.60	150	Horizontal	N/A
5	15059.000	50.53	15.54	68.2	17.67	Peak	244.60	150	Horizontal	Pass
6**	16994.625	46.9	20.00	--	-46.90	AV	270.00	150	Horizontal	N/A
6	16994.625	54.22	20.00	68.2	13.98	Peak	270.00	150	Horizontal	Pass

1 GHz to 18 GHz, ANT V Band IV 11ac40 High channel

No.	Frequency (MHz)	Results (dBuV/m)	Factor (dB)	Limit (dBuV/m)	Margin (dB)	Detector	Table (o)	Height (cm)	ANT	Verdict
1**	1912.026	31.70	-12.99	--	--	AV	176.4	150	Vertical	N/A
1	1912.026	46.75	-12.99	68.2	21.45	Peak	176.4	150	Vertical	Pass
2**	2798.406	41.49	-6.75	54	12.52	AV	105.1	150	Vertical	Pass
2	2798.406	47.25	-6.75	74	26.75	Peak	105.1	150	Vertical	Pass
3**	2933.973	43.68	-5.90	--	--	AV	105.6	150	Vertical	N/A
3	2933.973	48.25	-5.90	68.2	19.95	Peak	105.6	150	Vertical	Pass
4**	5795.000	90.74	-1.29	--	--	AV	295.2	150	Vertical	N/A
4	5795.000	95.93	-1.29	--	--	Peak	295.2	150	Vertical	N/A
5**	9894.622	43.28	15.97	--	--	AV	235.0	150	Vertical	N/A
5	9894.622	50.02	15.97	68.2	18.18	Peak	235.0	150	Vertical	Pass
6**	16411.697	47.21	19.18	--	--	AV	307.6	150	Vertical	N/A
6	16411.697	52.73	19.18	68.2	15.47	Peak	307.6	150	Vertical	Pass

1 GHz to 18 GHz, ANT H Band IV 11ac40 High channel

No.	Frequency (MHz)	Results (dBuV/m)	Factor (dB)	Limit (dBuV/m)	Margin (dB)	Detector	Table (o)	Height (cm)	ANT	Verdict
1**	2111.463	43.05	-11.17	--	--	AV	125.6	150	Horizontal	N/A
1	2111.463	49.53	-11.17	68.2	18.67	Peak	125.6	150	Horizontal	Pass
2**	2741.371	43.58	-6.60	54	10.43	AV	197.9	150	Horizontal	Pass
2	2741.371	46.37	-6.60	74	27.63	Peak	197.9	150	Horizontal	Pass
3**	2905.935	42.39	-5.53	--	--	AV	102.1	150	Horizontal	N/A
3	2905.935	47.90	-5.53	68.2	20.31	Peak	102.1	150	Horizontal	Pass
4**	5795.000	93.76	-1.29	--	--	AV	350.8	150	Horizontal	N/A
4	5795.000	98.18	-1.29	--	--	Peak	350.8	150	Horizontal	N/A
5**	15058.785	42.90	14.62	--	--	AV	246.8	150	Horizontal	N/A
5	15058.785	49.72	14.62	68.2	18.48	Peak	246.8	150	Horizontal	Pass
6**	16993.987	46.03	19.01	--	--	AV	272.2	150	Horizontal	N/A
6	16993.987	53.53	19.01	68.2	14.67	Peak	272.2	150	Horizontal	Pass

1 GHz to 18 GHz, ANT V Band I 11ac80 Middle channel

No.	Frequency (MHz)	Results (dBuV/m)	Factor (dB)	Limit (dBuV/m)	Margin (dB)	Detector	Table (o)	Height (cm)	ANT	Verdict
1**	1906.000	38.7	-12.66	--	-38.70	AV	189.20	150	Vertical	N/A
1	1906.000	50.26	-12.66	68.2	17.94	Peak	189.20	150	Vertical	Pass
2**	2679.500	40.0	-5.22	--	-40.00	AV	170.20	150	Vertical	N/A
2	2679.500	48.94	-5.22	68.2	19.26	Peak	170.20	150	Vertical	Pass
3**	2968.000	41.7	-5.99	--	-41.70	AV	103.10	150	Vertical	N/A
3	2968.000	47.85	-5.99	68.2	20.35	Peak	103.10	150	Vertical	Pass
4**	5210.000	88.8	-3.89	--	--	AV	252.70	150	Vertical	N/A
4	5210.000	94.05	-3.89	--	--	Peak	252.70	150	Vertical	N/A
5**	8920.500	41.7	14.73	--	-41.70	AV	124.80	150	Vertical	N/A
5	8920.500	49.89	14.73	68.2	18.31	Peak	124.80	150	Vertical	Pass
6**	16686.188	46.8	19.81	--	-46.80	AV	276.10	150	Vertical	N/A
6	16686.188	53.56	19.81	68.2	14.64	Peak	276.10	150	Vertical	Pass

1 GHz to 18 GHz, ANT H Band I 11ac80 Middle channel

No.	Frequency (MHz)	Results (dBuV/m)	Factor (dB)	Limit (dBuV/m)	Margin (dB)	Detector	Table (o)	Height (cm)	ANT	Verdict
1**	2111.500	36.2	-10.46	--	-36.20	AV	117.20	150	Horizontal	N/A
1	2111.500	50.24	-10.46	68.2	17.96	Peak	117.20	150	Horizontal	Pass
2**	2798.500	36.7	-6.11	54.0	17.30	AV	180.20	150	Horizontal	Pass
2	2798.500	47.36	-6.11	74.0	26.64	Peak	180.20	150	Horizontal	Pass
3**	2909.000	40.5	-5.75	--	-40.50	AV	136.20	150	Horizontal	N/A
3	2909.000	50.44	-5.75	68.2	17.76	Peak	136.20	150	Horizontal	Pass
4**	5210.000	89.9	-3.89	--	--	AV	259.60	150	Horizontal	N/A
4	5210.000	94.11	-3.89	--	--	Peak	259.60	150	Horizontal	N/A
5**	8791.125	41.2	14.91	--	-41.20	AV	209.20	150	Horizontal	N/A
5	8791.125	48.79	14.91	68.2	19.41	Peak	209.20	150	Horizontal	Pass
6**	16708.500	47.3	20.06	--	-47.30	AV	164.90	150	Horizontal	N/A
6	16708.500	53.55	20.06	68.2	14.65	Peak	164.90	150	Horizontal	Pass

1 GHz to 18 GHz, ANT V Band II 11ac80 Middle channel

No.	Frequency (MHz)	Results (dBuV/m)	Factor (dB)	Limit (dBuV/m)	Margin (dB)	Detector	Table (o)	Height (cm)	ANT	Verdict
1**	1905.864	38.66	-13.47	--	--	AV	191.7	150	Vertical	N/A
1	1905.864	49.63	-13.47	68.2	18.57	Peak	191.7	150	Vertical	Pass
2**	2678.952	39.89	-5.83	--	--	AV	172.2	150	Vertical	N/A
2	2678.952	48.30	-5.83	68.2	19.91	Peak	172.2	150	Vertical	Pass
3**	2967.229	40.95	-6.24	--	--	AV	105.8	150	Vertical	N/A
3	2967.229	47.80	-6.24	68.2	20.40	Peak	105.8	150	Vertical	Pass
4**	5290.000	88.33	-3.23	--	--	AV	254.9	150	Vertical	N/A
4	5290.000	93.43	-43.23	--	--	Peak	254.9	150	Vertical	N/A
5**	8919.519	41.62	14.20	--	--	AV	127.3	150	Vertical	N/A
5	8919.519	49.46	14.20	68.2	18.74	Peak	127.3	150	Vertical	Pass
6**	16685.684	46.04	18.98	--	--	AV	279.1	150	Vertical	N/A
6	16685.684	52.96	18.98	68.2	15.25	Peak	279.1	150	Vertical	Pass

1 GHz to 18 GHz, ANT H Band II 11ac80 Middle channel

No.	Frequency (MHz)	Results (dBuV/m)	Factor (dB)	Limit (dBuV/m)	Margin (dB)	Detector	Table (o)	Height (cm)	ANT	Verdict
1**	1905.133	38.64	-13.06	--	--	AV	191.3	150	Horizontal	N/A
1	1905.133	49.36	-13.06	68.2	18.84	Peak	191.3	150	Horizontal	Pass
2**	2679.032	39.78	-6.14	--	--	AV	172.3	150	Horizontal	N/A
2	2679.032	48.51	-6.14	68.2	19.70	Peak	172.3	150	Horizontal	Pass
3**	2967.047	40.72	-6.68	--	--	AV	105.4	150	Horizontal	N/A
3	2967.047	47.79	-6.68	68.2	20.41	Peak	105.4	150	Horizontal	Pass
4**	5290.000	88.03	-3.23	--	--	AV	254.8	150	Horizontal	N/A
4	5290.000	93.33	-3.23	--	--	Peak	254.8	150	Horizontal	N/A
5**	8920.431	41.66	14.43	--	--	AV	127.7	150	Horizontal	N/A
5	8920.431	49.15	14.43	68.2	19.06	Peak	127.7	150	Horizontal	Pass
6**	16685.384	46.33	19.80	--	--	AV	279.0	150	Horizontal	N/A
6	16685.384	52.57	19.80	68.2	15.63	Peak	279.0	150	Horizontal	Pass

1 GHz to 18 GHz, ANT V Band III 11ac80 Low channel

No.	Frequency (MHz)	Results (dBuV/m)	Factor (dB)	Limit (dBuV/m)	margin(dB)	Detector	Table (o)	Height (cm)	ANT	Verdict
1	1911.000	51.26	-12.51	68.2	16.94	Peak	174.00	150	Vertical	Pass
2	2705.000	50.10	-6.45	74.0	23.90	Peak	164.80	150	Vertical	Pass
3	2960.000	48.74	-5.55	68.2	19.46	Peak	138.10	150	Vertical	Pass
4	5530.000	93.05	-2.81	--	--	Peak	294.60	150	Vertical	N/A
5	10588.000	50.84	15.50	68.2	17.36	Peak	297.40	150	Vertical	Pass
6	16620.562	53.33	21.11	68.2	14.87	Peak	336.80	150	Vertical	Pass

1 GHz to 18 GHz, ANT H Band III 11ac80 Low channel

No.	Frequency (MHz)	Results (dBuV/m)	Factor (dB)	Limit (dBuV/m)	margin(dB)	Detector	Table (o)	Height (cm)	ANT	Verdict
1	2112.000	48.45	-10.47	68.2	19.75	Peak	121.30	150	Horizontal	Pass
2	2705.000	46.78	-6.45	74.0	27.22	Peak	129.90	150	Horizontal	Pass
3	2896.000	47.51	-5.39	74.0	26.49	Peak	90.30	150	Horizontal	Pass
4	5530.000	96.58	-2.81	--	--	Peak	268.80	150	Horizontal	N/A
5	11745.188	51.96	16.18	74.0	22.04	Peak	21.40	150	Horizontal	Pass
6	16750.500	53.85	19.55	68.2	14.35	Peak	287.00	150	Horizontal	Pass

1 GHz to 18 GHz, ANT V Band III 11ac80 High channel

No.	Frequency (MHz)	Results (dBuV/m)	Factor (dB)	Limit (dBuV/m)	margin(dB)	Detector	Table (o)	Height (cm)	ANT	Verdict
1	1910.560	50.37	-13.41	68.2	17.83	Peak	176.69	150	Vertical	Pass
2	2704.562	49.51	-6.56	74	24.49	Peak	167.31	150	Vertical	Pass
3	2959.020	47.92	-6.09	68.2	20.28	Peak	140.54	150	Vertical	Pass
4	5610.000	92.50	-2.54	--	--	Peak	296.66	150	Vertical	N/A
5	10587.206	50.43	15.45	68.2	17.77	Peak	299.78	150	Vertical	Pass
6	16620.551	53.17	20.93	68.2	15.04	Peak	339.24	150	Vertical	Pass

1 GHz to 18 GHz, ANT H Band III 11ac80 High channel

No.	Frequency (MHz)	Results (dBuV/m)	Factor (dB)	Limit (dBuV/m)	margin(dB)	Detector	Table (o)	Height (cm)	ANT	Verdict
1	2111.460	47.63	-11.40	68.2	20.57	Peak	124.01	150	Horizontal	Pass
2	2704.551	46.40	-6.61	74	27.60	Peak	132.14	150	Horizontal	Pass
3	2895.420	47.30	-5.73	74	26.71	Peak	93.07	150	Horizontal	Pass
4	5610.000	96.48	-2.54	--	--	Peak	271.34	150	Horizontal	N/A
5	11745.180	50.99	16.16	74	23.01	Peak	23.50	150	Horizontal	Pass
6	16750.167	53.55	18.99	68.2	14.65	Peak	289.48	150	Horizontal	Pass

1 GHz to 18 GHz, ANT V Band IV 11ac80 Middle channel

No.	Frequency (MHz)	Results (dBuV/m)	Factor (dB)	Limit (dBuV/m)	Margin (dB)	Detector	Table (o)	Height (cm)	ANT	Verdict
1**	1908.500	38.6	-12.46	--	-38.60	AV	195.10	150	Vertical	N/A
1	1908.500	48.86	-12.46	68.2	19.34	Peak	195.10	150	Vertical	Pass
2**	2685.000	37.3	-5.07	--	-37.30	AV	199.90	150	Vertical	N/A
2	2685.000	46.98	-5.07	68.2	21.22	Peak	199.90	150	Vertical	Pass
3**	2968.000	43.5	-5.99	--	-43.50	AV	133.20	150	Vertical	N/A
3	2968.000	49.52	-5.99	68.2	18.68	Peak	133.20	150	Vertical	Pass
4**	5775.000	90.9	-1.51	--	--	AV	292.50	150	Vertical	N/A
4	5775.000	95.12	-1.51	--	--	Peak	292.50	150	Vertical	N/A
5**	9071.438	41.6	14.81	54.0	12.40	AV	329.20	150	Vertical	Pass
5	9071.438	50.22	14.81	74.0	23.78	Peak	329.20	150	Vertical	Pass
6**	16625.812	47.8	20.75	--	-47.80	AV	356.70	150	Vertical	N/A
6	16625.812	53.96	20.75	68.2	14.24	Peak	356.70	150	Vertical	Pass

1 GHz to 18 GHz, ANT H Band IV 11ac80 Middle channel

No.	Frequency (MHz)	Results (dBuV/m)	Factor (dB)	Limit (dBuV/m)	Margin (dB)	Detector	Table (o)	Height (cm)	ANT	Verdict
1**	2112.500	47.2	-10.47	--	-47.20	AV	122.60	150	Horizontal	N/A
1	2112.500	49.19	-10.47	68.2	19.01	Peak	122.60	150	Horizontal	Pass
2**	2741.000	37.9	-6.08	54.0	16.10	AV	108.20	150	Horizontal	Pass
2	2741.000	48.44	-6.08	74.0	25.56	Peak	108.20	150	Horizontal	Pass
3**	2903.500	37.3	-5.36	--	-37.30	AV	146.30	150	Horizontal	N/A
3	2903.500	47.57	-5.36	68.2	20.63	Peak	146.30	150	Horizontal	Pass
4**	5775.000	93.4	-1.51	--	--	AV	269.20	150	Horizontal	N/A
4	5775.000	97.91	-1.51	--	--	Peak	269.20	150	Horizontal	N/A
5**	10511.813	44.5	15.80	--	-44.50	AV	284.70	150	Horizontal	N/A
5	10511.813	50.27	15.80	68.2	17.93	Peak	284.70	150	Horizontal	Pass
6**	16926.375	49.1	20.34	--	-49.10	AV	241.70	150	Horizontal	N/A
6	16926.375	53.31	20.34	68.2	14.89	Peak	241.70	150	Horizontal	Pass

A.7.2 Band Edge (Restricted-band)

Test Band	Mode	Channel	Verdict
5.2 G	802.11a	Low	Pass
		High	Pass
	802.11n(HT20)	Low	Pass
		High	Pass
	802.11n(HT40)	Low	Pass
		High	Pass
	802.11ac(VHT20)	Low	Pass
		High	Pass
	802.11ac(VHT40)	Low	Pass
		High	Pass
	802.11ac(VHT80)	Low	Pass
		High	Pass
5.5 G	802.11a	Low	Pass
		High	Pass
	802.11n(HT20)	Low	Pass
		High	Pass
	802.11n(HT40)	Low	Pass
		High	Pass
	802.11ac(VHT20)	Low	Pass
		High	Pass
	802.11ac(VHT40)	Low	Pass
		High	Pass
	802.11ac(VHT80)	Middle	Pass
5.8 G	802.11a	Low	Pass
		High	Pass
	802.11n(HT20)	Low	Pass
		High	Pass
	802.11n(HT40)	Low	Pass
		High	Pass
	802.11ac(VHT20)	Low	Pass
		High	Pass
	802.11ac(VHT40)	Low	Pass
		High	Pass
	802.11ac(VHT80)	Middle	Pass

Test Plots

11a 5.2 G LOW CHANNEL, PEAK

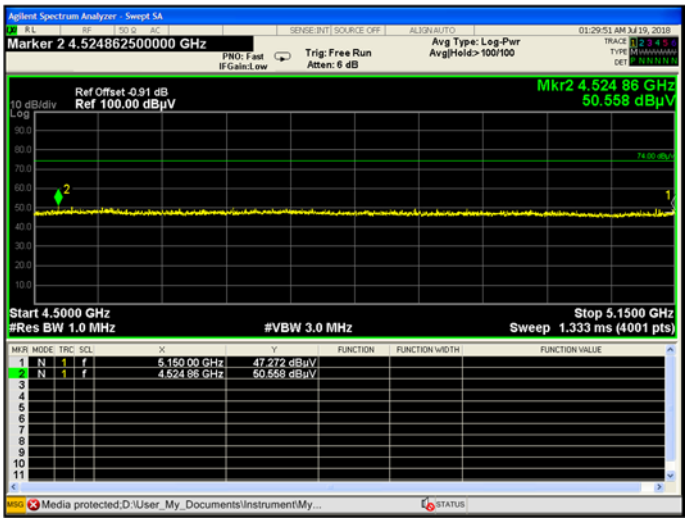

11a 5.2 G HIGH CHANNEL, PEAK

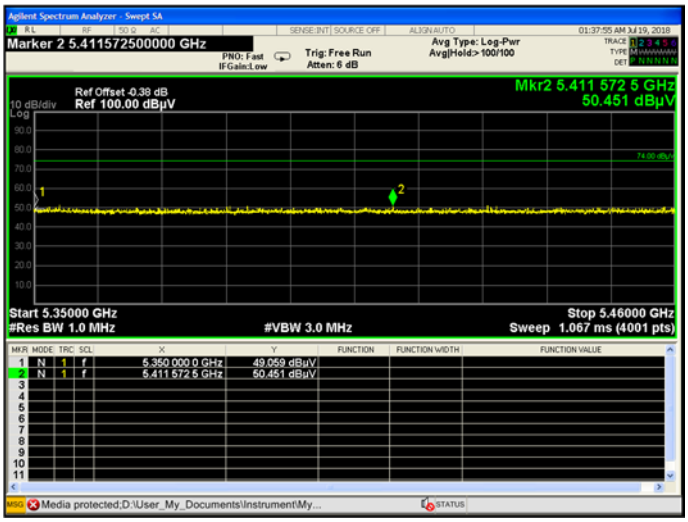

11a 5.5 G LOW CHANNEL, PEAK

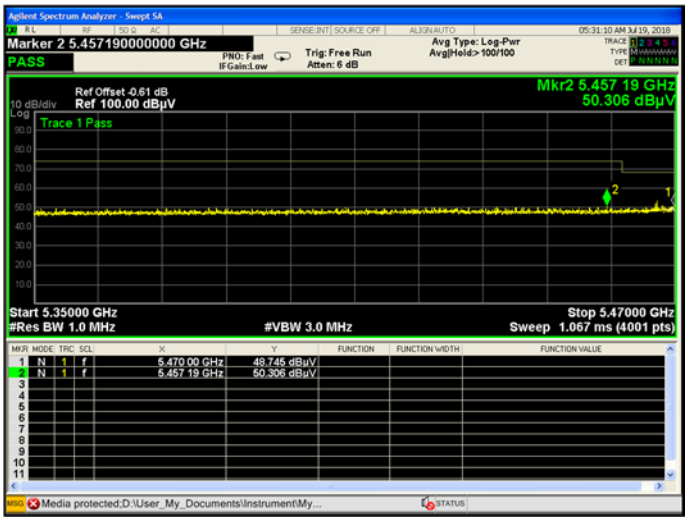

11a 5.5 G HIGH CHANNEL, PEAK

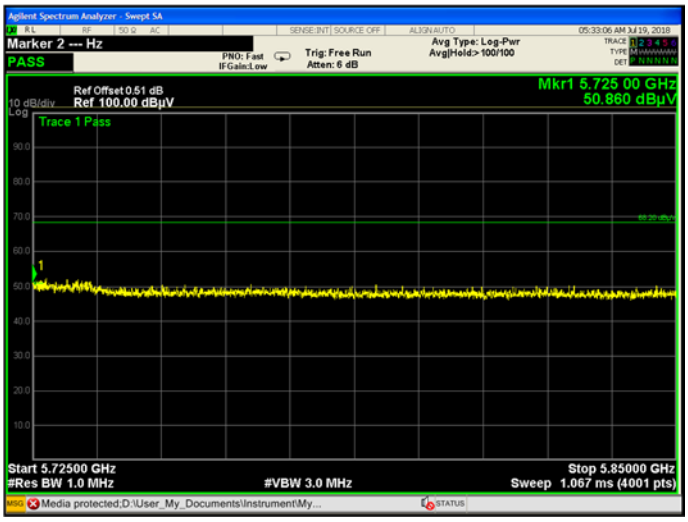

11a 5.8 G LOW CHANNEL, PEAK

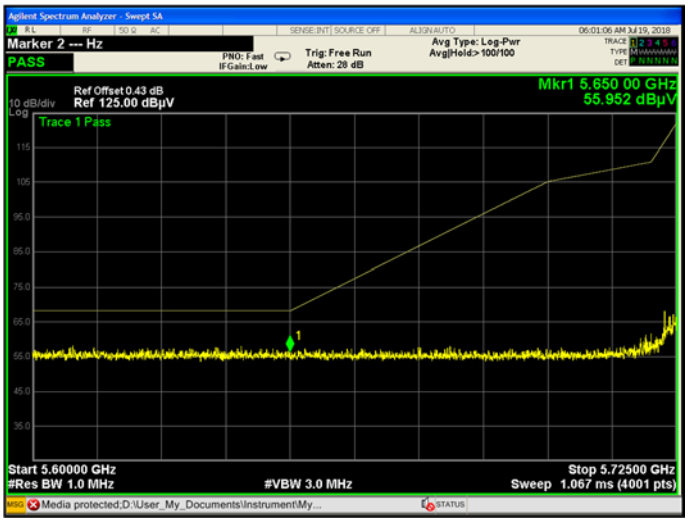

11a 5.8 G HIGH CHANNEL, PEAK

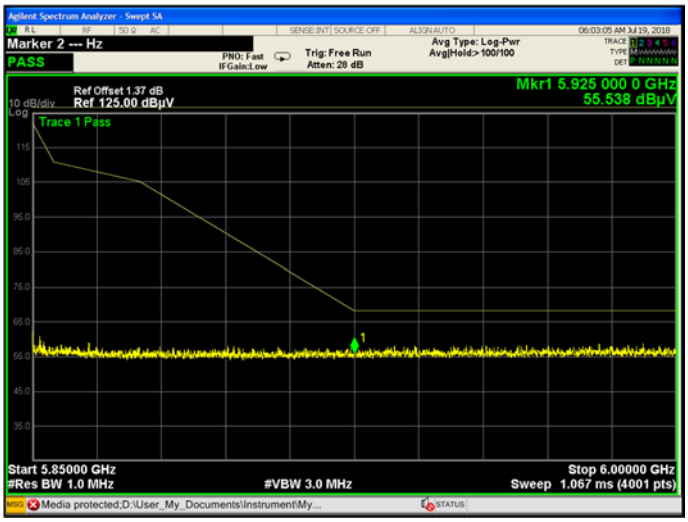

11n20 5.2 G LOW CHANNEL, PEAK

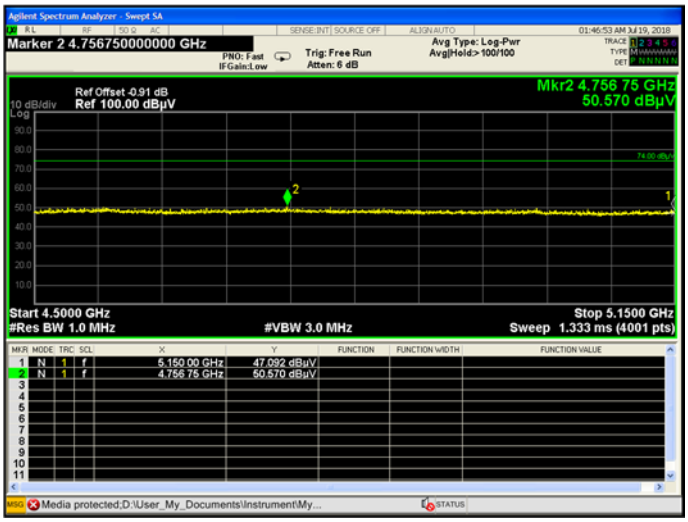

11n20 5.2 G HIGH CHANNEL, PEAK

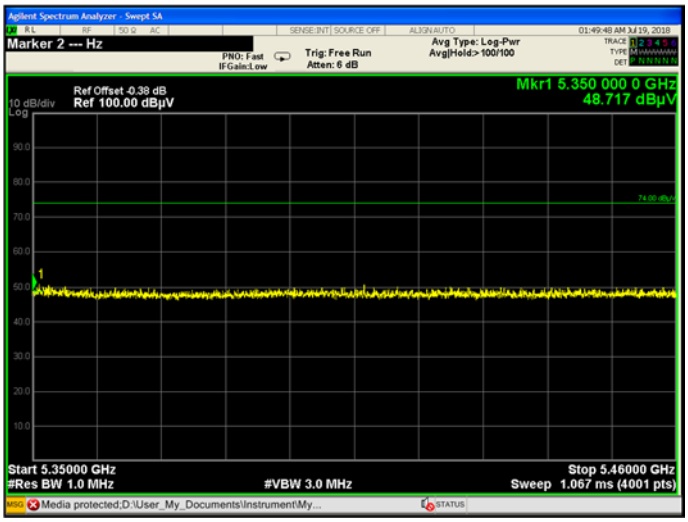

11n20 5.5 G LOW CHANNEL, PEAK

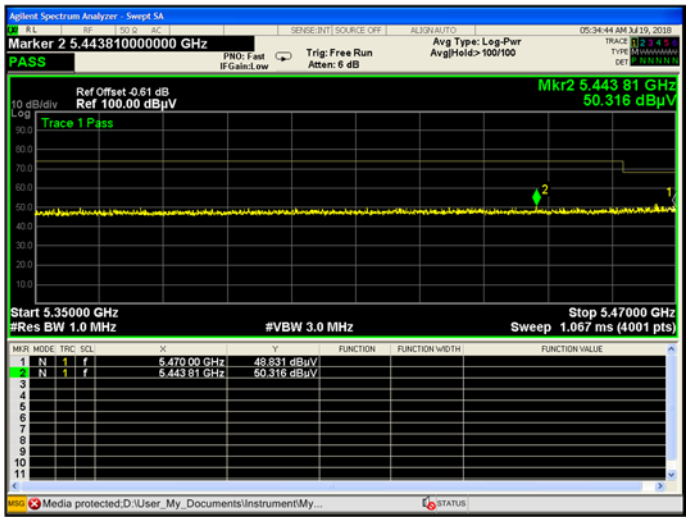

11n20 5.5 G HIGH CHANNEL, PEAK

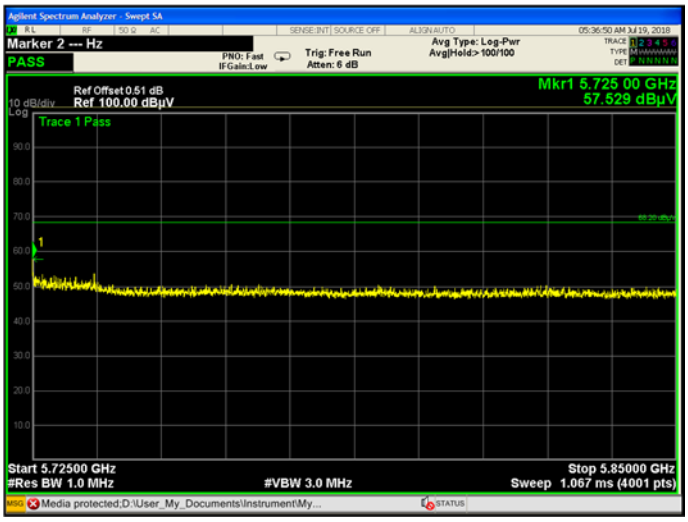

11n20 5.8 G LOW CHANNEL, PEAK

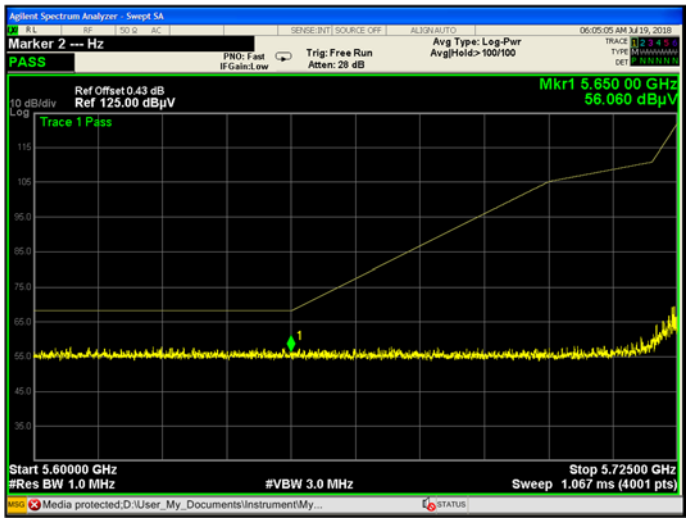

11n20 5.8 G HIGH CHANNEL, PEAK

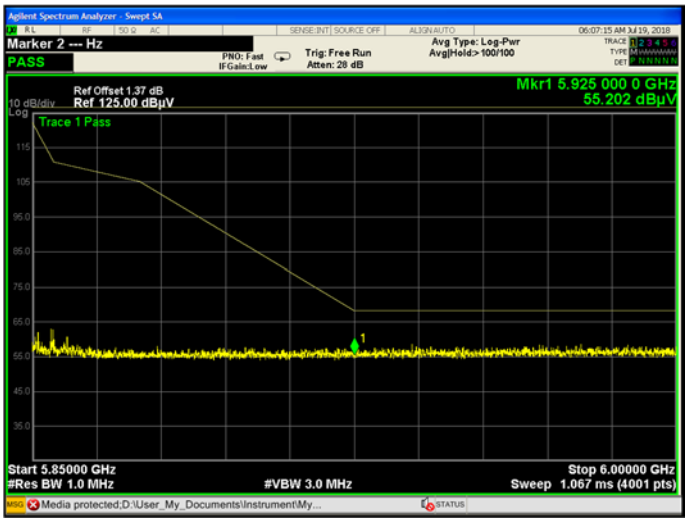

11n40 5.2 G LOW CHANNEL, PEAK

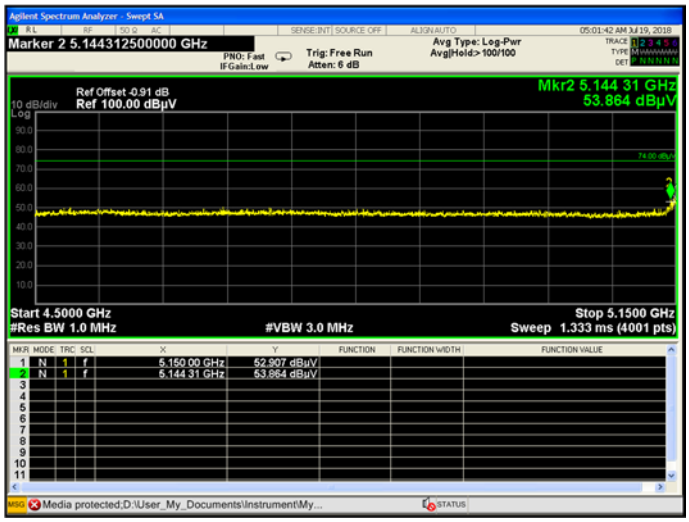

11n40 5.2 G HIGH CHANNEL, PEAK

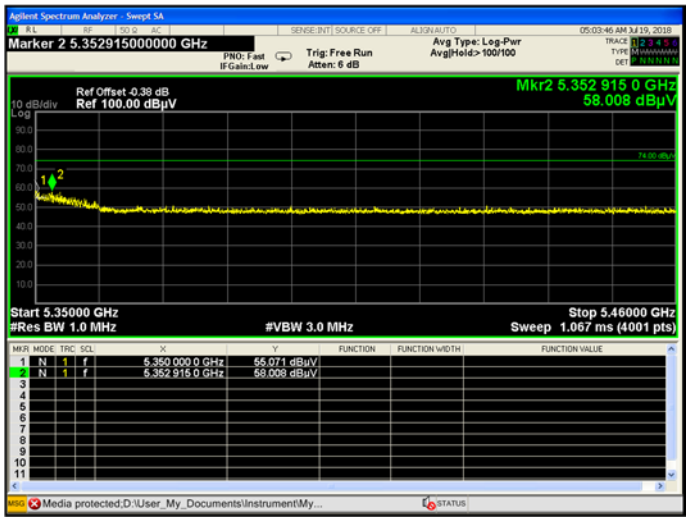

11n40 5.2 G HIGH CHANNEL, AVERAGE

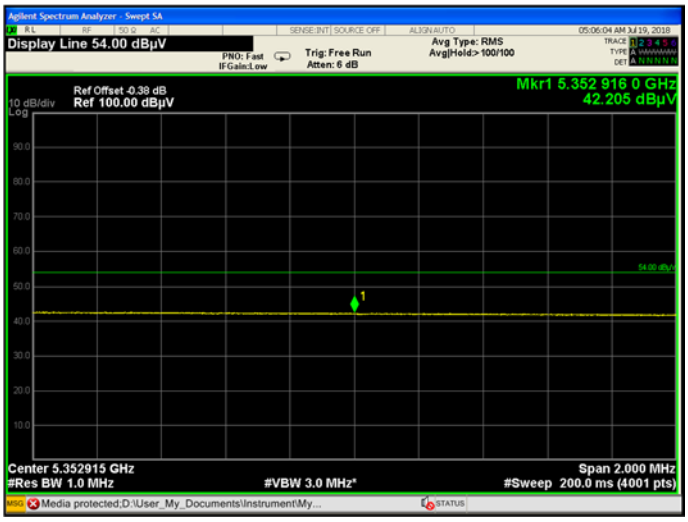

11n40 5.5 G LOW CHANNEL, PEAK

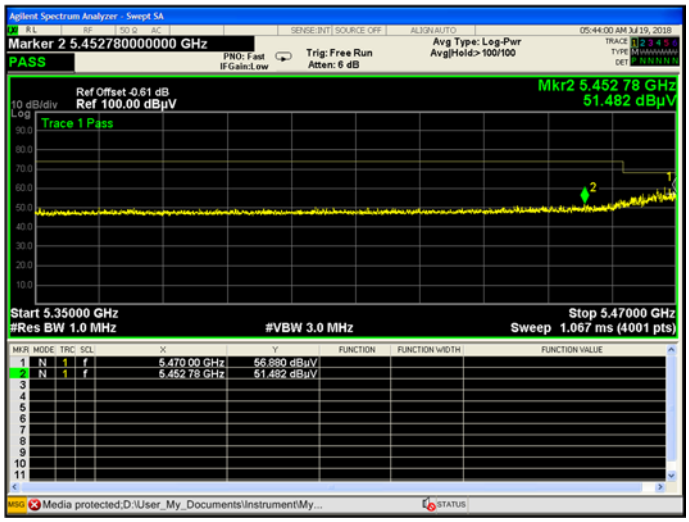

11n40 5.5 G HIGH CHANNEL, PEAK

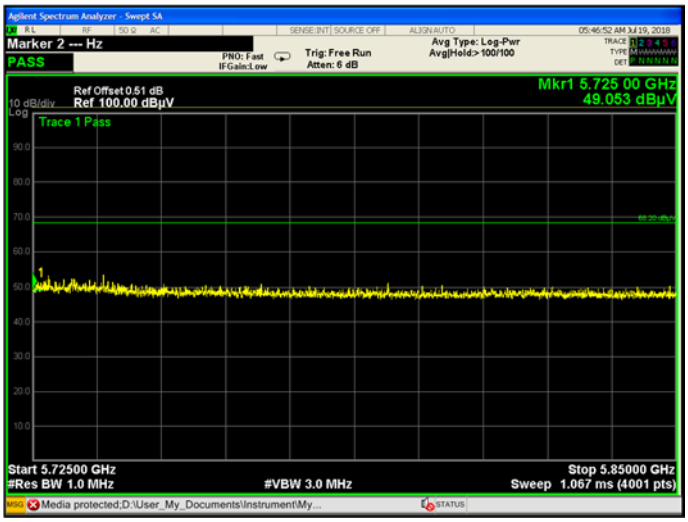

11n40 5.8 G LOW CHANNEL, PEAK

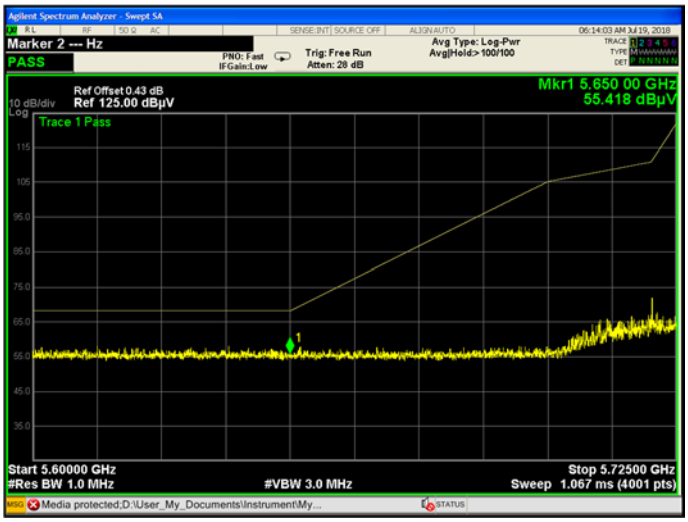

11n40 5.8 G HIGH CHANNEL, PEAK

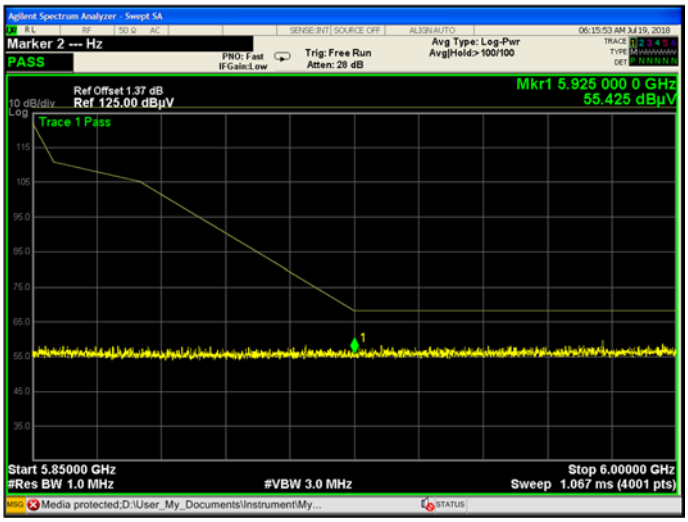

11ac20 5.2 G LOW CHANNEL, PEAK

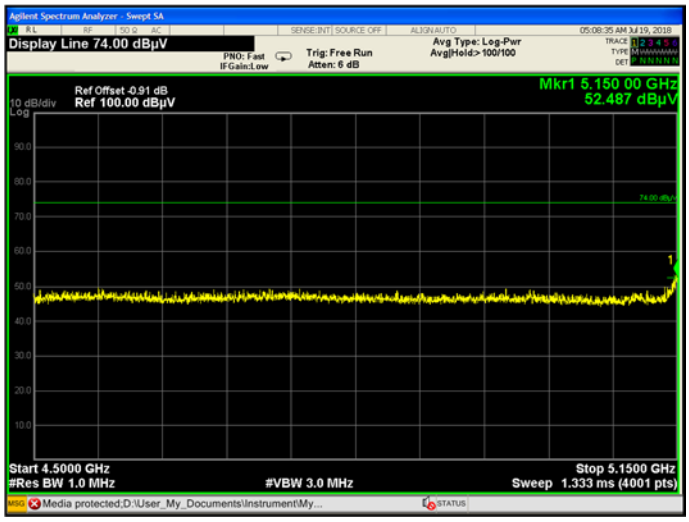

11ac20 5.2 G HIGH CHANNEL, PEAK

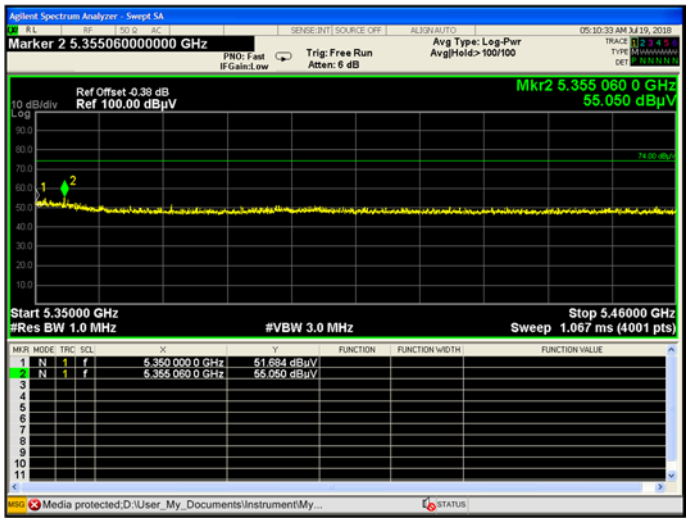

11ac20 5.2 G HIGH CHANNEL, AVERAGE

11ac20 5.5 G LOW CHANNEL, PEAK

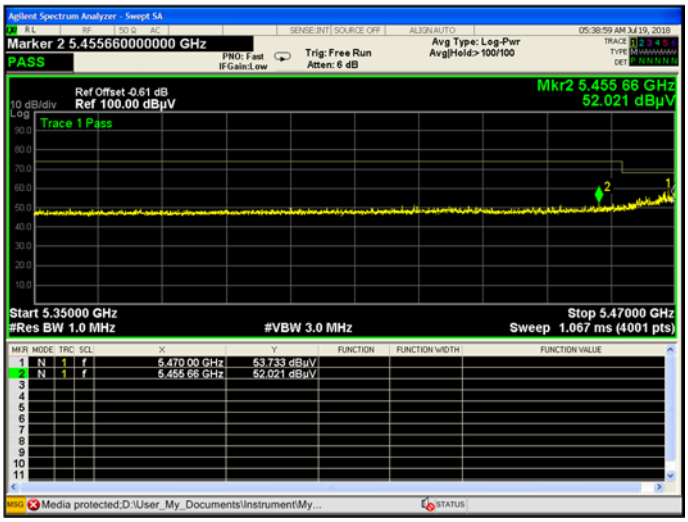

11ac20 5.5 G HIGH CHANNEL, PEAK

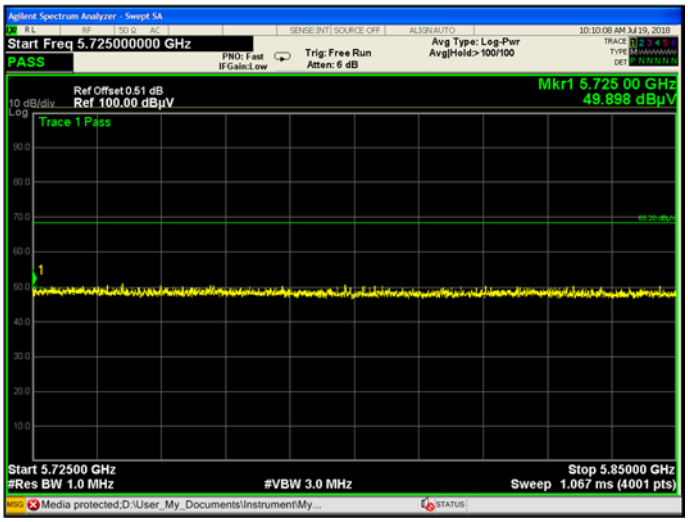

11ac20 5.8 G LOW CHANNEL, PEAK

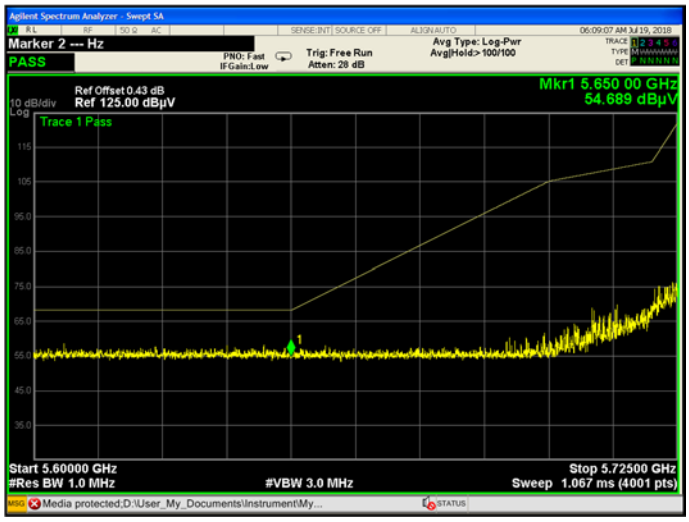

11ac20 5.8 G HIGH CHANNEL, PEAK

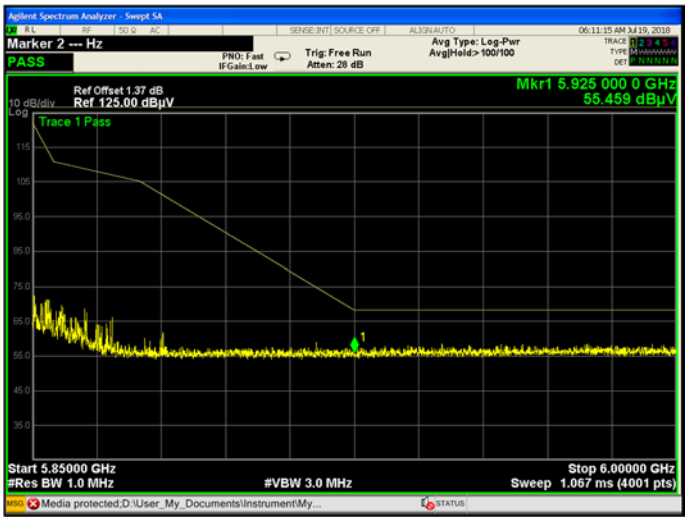

11ac40 5.2 G LOW CHANNEL, PEAK

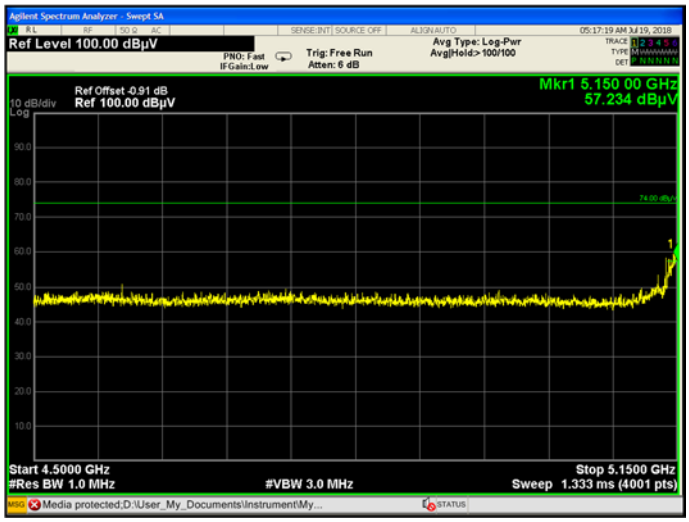

11ac40 5.2 G LOW CHANNEL, AVERAGE

11ac40 5.2 G HIGH CHANNEL, PEAK

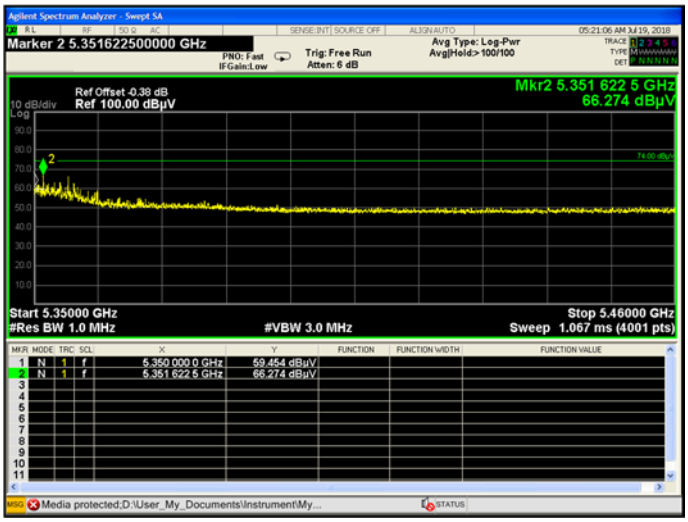

11ac40 5.2 G HIGH CHANNEL, AVERAGE

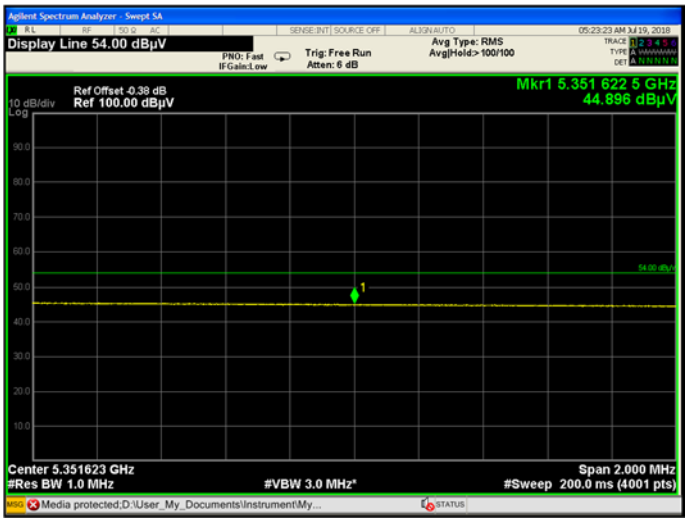

11ac40 5.5 G LOW CHANNEL, PEAK

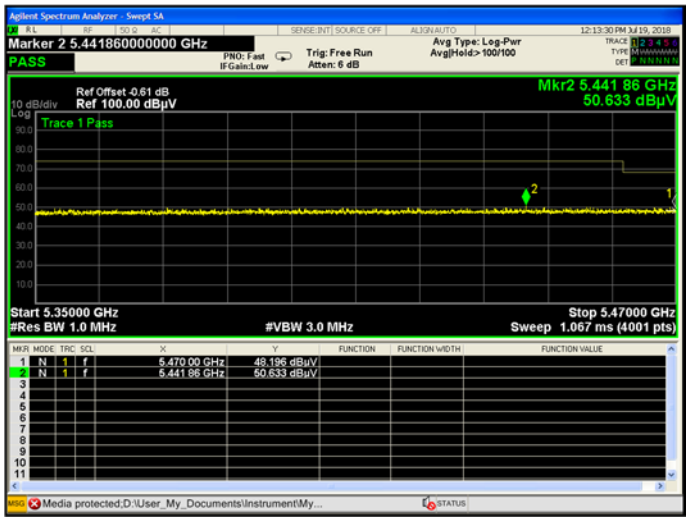

11ac40 5.5 G HIGH CHANNEL, PEAK

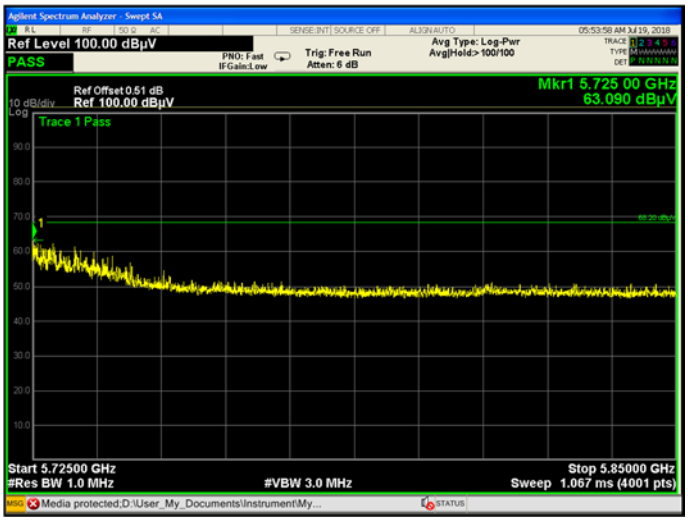

11ac40 5.8 G LOW CHANNEL, PEAK

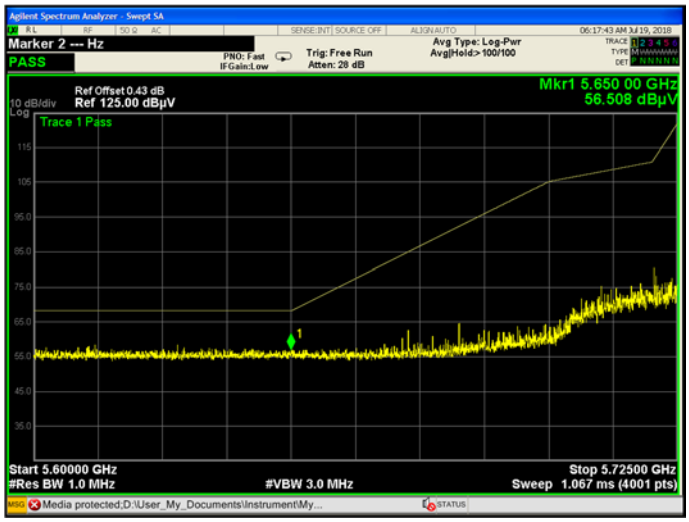

11ac40 5.8 G HIGH CHANNEL, PEAK

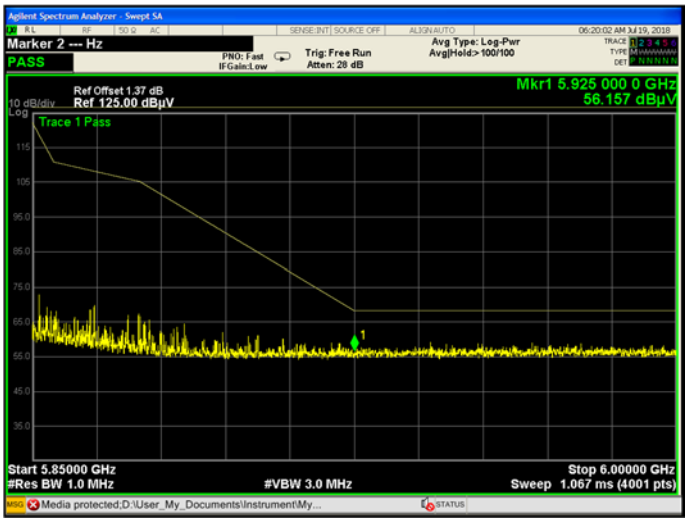

11ac80 5.2 G LOW CHANNEL, PEAK

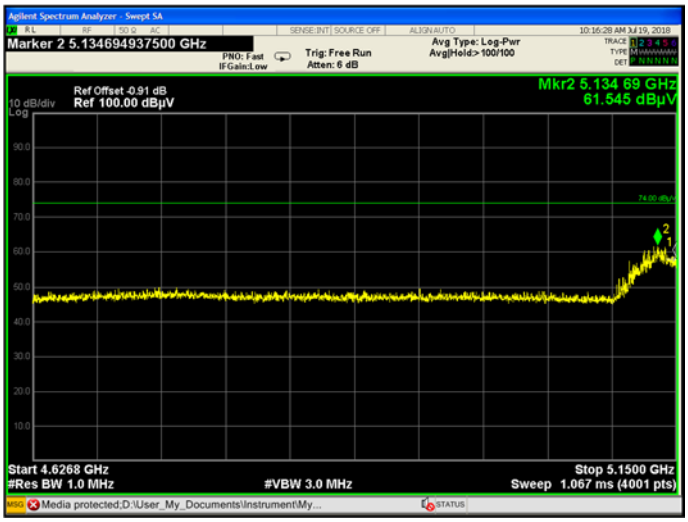

11ac80 5.2 G LOW CHANNEL, AVERAGE

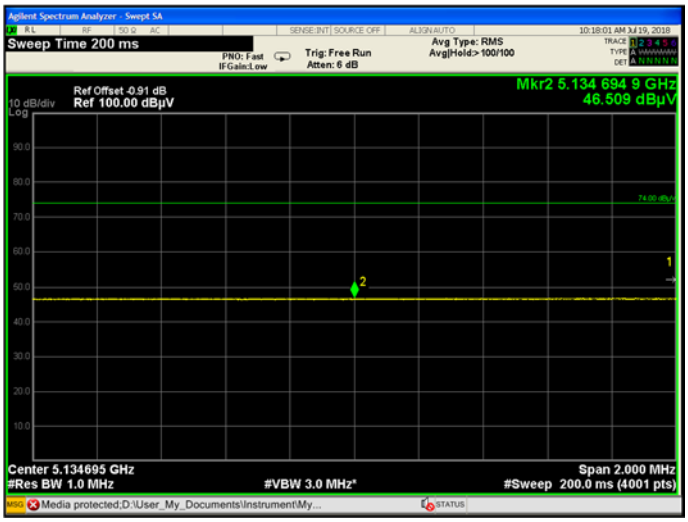

11ac80 5.2 G HIGH CHANNEL, PEAK

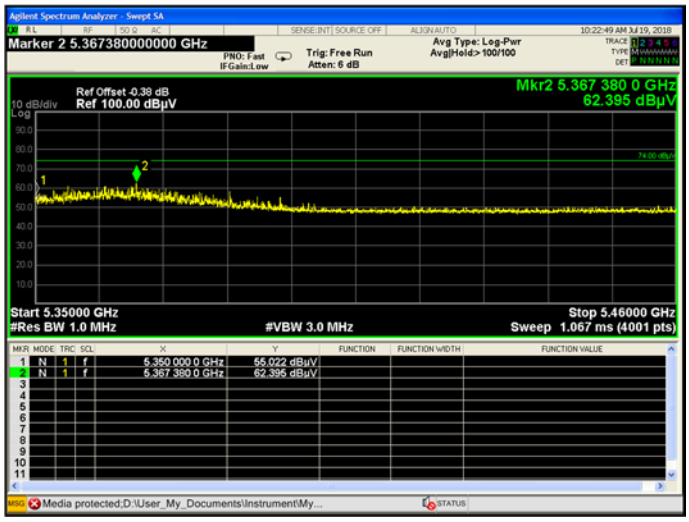

11ac80 5.2 G HIGH CHANNEL, AVERAGE

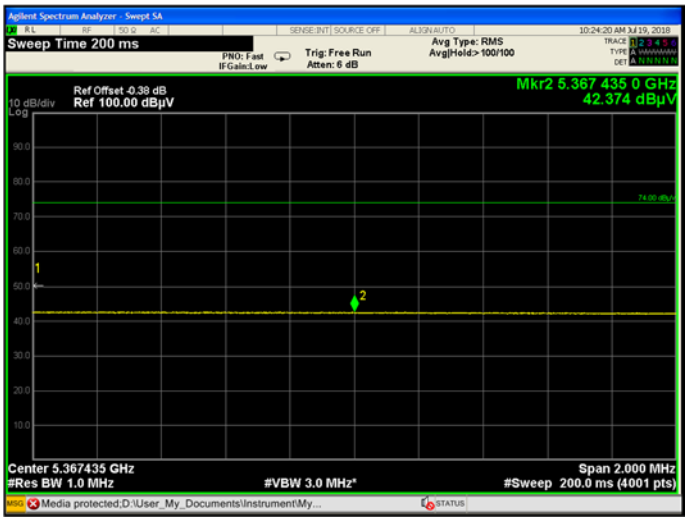

11ac80 5.5 G MIDDLE CHANNEL, PEAK

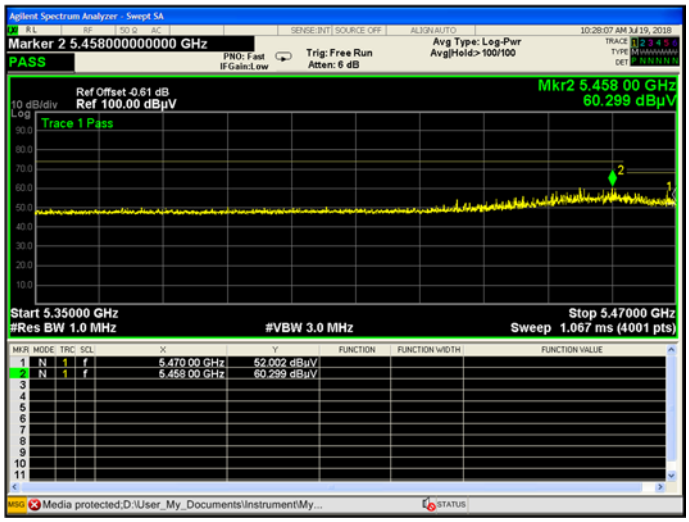

11ac80 5.5 G MIDDLE CHANNEL, AVERAGE

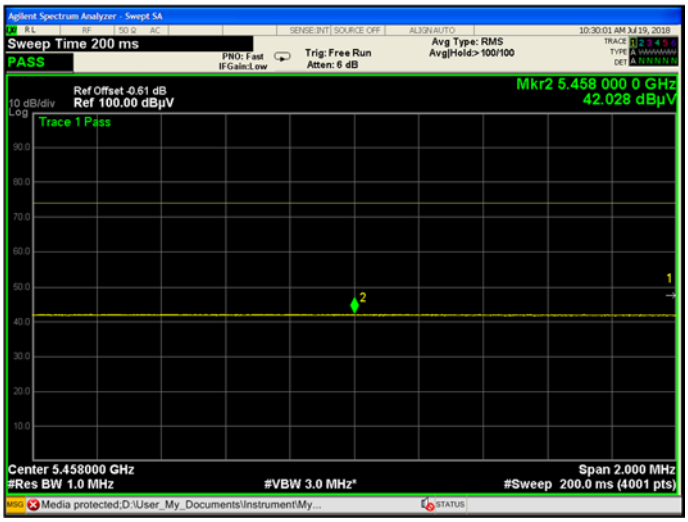

11ac80 5.8 G MIDDLE CHANNEL, PEAK

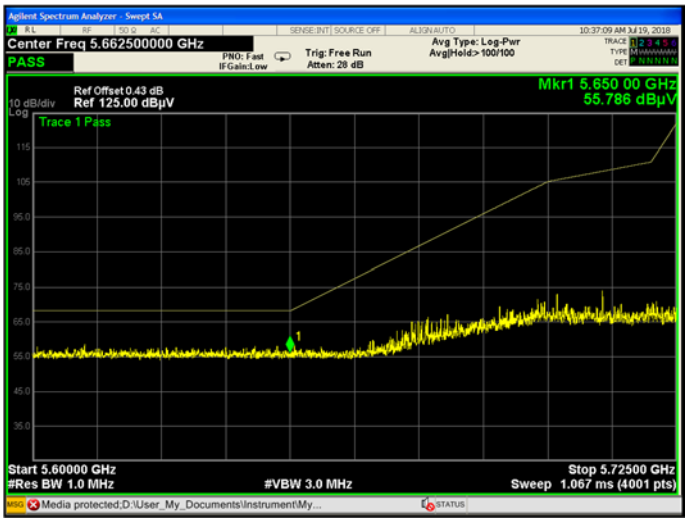

11ac80 5.8 G MIDDLE CHANNEL, AVERAGE

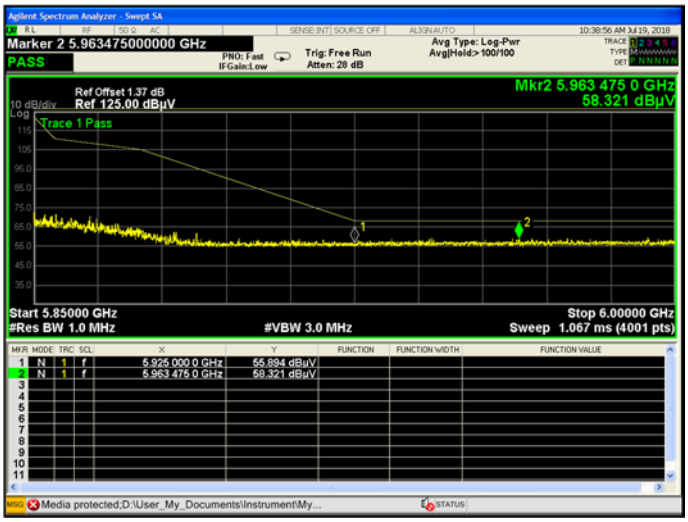

A.7 Frequency Stability

Note: The Frequency Stability please refer to the Report No. BTL-FCCP-3-1807C078 (which issued by BTL INC. on Jul. 25, 2018), **Section 8,FREQUENCY STABILITY MEASUREMENT.**

ANNEX B TEST SETUP PHOTOS

Please refer the document “BL-SZ1870190-AR1.PDF”.

--END OF REPORT--