Measurement Results

1-9152/19-01-05_Annex_MR_A_1

Test logging

This addendum is electronically signed and valid without handwritten signature.
For verification of the electronic signatures, the public keys can be requested at the testing laboratory.

Document authorized:

Digital unterschrieben von David Lang
DN: cn=David Lang, o=CTC advanced GmbH, ou=LNG-161129, email=david.lang@ctcadvanced.com, c=DE
Datum: 2019.10.23 10:14:03 +02'00'

David Lang
Lab Manager
Radio Communications & EMC

Table of Content

IUT Summary 3
1. Common2G4 Peak Output Power conducted 3MHz_3MHz ~ BT Classic Basic rate 4
2. Common2G4 Peak Output Power conducted 3MHz_3MHz ~ BT Classic EDR Pi/4DQPSK 8
3. Common2G4 Peak Output Power conducted 3MHz_3MHz ~ BT Classic EDR 8DPSK 12
4. FCC Part 15.247 Number Of Hopping Channels FHSS ~ BT Classic Basic rate 16
5. FCC Part 15.247 Carrier Frequency Separation FHSS ~ BT Classic Basic rate 20
6. FCC Part 15.247 Bandwidth 99PCT-20dB ~ BT Classic Basic rate 23
7. FCC Part 15.247 Bandwidth 99PCT-20dB ~ BT Classic EDR Pi/4DQPSK 30
8. FCC Part 15.247 Bandwidth 99PCT-20dB ~ BT Classic EDR 8DPSK 37
9. FCC Part 15.247 Maximum Peak Conducted Output Power FHSS ~ BT Classic Basic rate 44
10. FCC Part 15.247 Maximum Peak Conducted Output Power FHSS ~ BT Classic EDR Pi/4DQPSK 48
11. FCC Part 15.247 Maximum Peak Conducted Output Power FHSS ~ BT Classic EDR 8DPSK 52
12. FCC Part 15.247 TX Spurious Conduced ~ BT Classic Basic rate 56
13. FCC Part 15.247 TX Spurious Conduced ~ BT Classic Basic rate 58
14. FCC Part 15.247 TX Spurious Conduced ~ BT Classic Basic rate 60
15. FCC Part 15.247 TX Spurious Conduced ~ BT Classic EDR Pi/4DQPSK 62
16. FCC Part 15.247 TX Spurious Conduced ~ BT Classic EDR Pi/4DQPSK 64
17. FCC Part 15.247 TX Spurious Conduced ~ BT Classic EDR Pi/4DQPSK 66
18. FCC Part 15.247 TX Spurious Conduced ~ BT Classic EDR 8DPSK 68
19. FCC Part 15.247 TX Spurious Conduced ~ BT Classic EDR 8DPSK 70
20. FCC Part 15.247 TX Spurious Conduced ~ BT Classic EDR 8DPSK 72

IUT Summary

IUT DEFINITION & Common settings	
Manufacturer	Robert Bosch Car Multimedia GmbH
Type	AIVI61L1
Serial No. | Setup No.	0000086 TST1645901 A 283C32142R 001 001 34K | 01
SW Version | HW Version	NI | NI
Comment 1 | 2	-30 | +24 | +70
Tlow | Tmid | Thigh [°C]	-20 | 20 | 70
Vlow | Vmid | Vhigh [V] @Imax [A]	9 | 13.5 | 16 @3
Auto Control enabled Power Supply | Climatic Box	No | No
Antenna Gain [dBi]	0
Additional Path Loss [dB]	0.7

IUT Common Settings BT Classic	
Intermodulation Value N	3
Image Freq. Low | Mid | High [MHz]	0 | 0 | 0
Power Class	2
Power Control	Enhanced
Longest Supported Packet Type	DH5
RF Supported	Basic Rate True | EDR Pi/4DQPSK True | EDR 8DPSK True
Testmode	LOOPback
Perform Inquiry	Yes
IUT BT Address	0123456789AB
Signaling BT Addess	BABEBEDADBAD
Switch Matrix & Pathcompensation enabled	Yes

1. Common2G4 Peak Output Power conducted 3MHz_3MHz ~ BT Classic Basic rate

Test References	
TC Start	18.10.2019 08:43:29
System Version	1.0.0.21
Test Specification	None
Test Method	
Class / TC Version / TC ID	TC_VM_Common2G4_Peak_Output_Power_Conducted_3MHz_3MHz_V01 Version: 0.0.1 | TCID_Common2G4_1
My Description	Peak Output Power conducted 3MHz/3MHz - BT Classic Basic Rate
Add. Information	

Test Parameter	
Technology to test	BT Classic Basic rate
Antenna Port used	1
Temperature	mid
Voltage	mid
Frequency low to test	True | Freq [MHz] 2402
Frequency mid to test	True | Freq [MHz] 2441
Frequency high to test	True | Freq [MHz] 2480
Switched Path	IUT - SignalingUnit - SpectrumAnalyzer
Devices in use	SigBT: Rohde&Schwarz,CMW,1201.0002k75/100683,3.7.70 | SA: Rohde&Schwarz,FSV-30,1321.3008K30/103809,3.40

Test at TX 2402 MHz

RESULT: BT Classic Connection check					
Test Description	Lower Limit	Upper Limit	Measured	Unit	Verdict
Connection result	---	---	---	--	TCON

READ SA SETTINGS:	
RefLevel [dBm] | RefLevelOffset [dB] | InpAtt [dB]	7.83 | 10.49 | 15
Start [MHz] | Stop [MHz]	2399.500 | 2404.500
RBW [MHz] | VBW [MHz]	3.000000 | 3.000000
Detector | TraceMode	POS | MAXH
Sweep: Time [ms] | Count | Points per Section | Type	1000 | 10 | 1001 | SWE

RESULT: TC_VM_Common2G4_Peak_Output_Power_Conducted_3MHz_3MHz_V01					
Test Description	Lower Limit	Upper Limit	Measured	Unit	Verdict
Peak Power	---	---	-2.1	dBm	Information
Peak Power	---	---	0.616595	mW	Information
Frequency at Peak	---	---	2401.845	MHz	Information

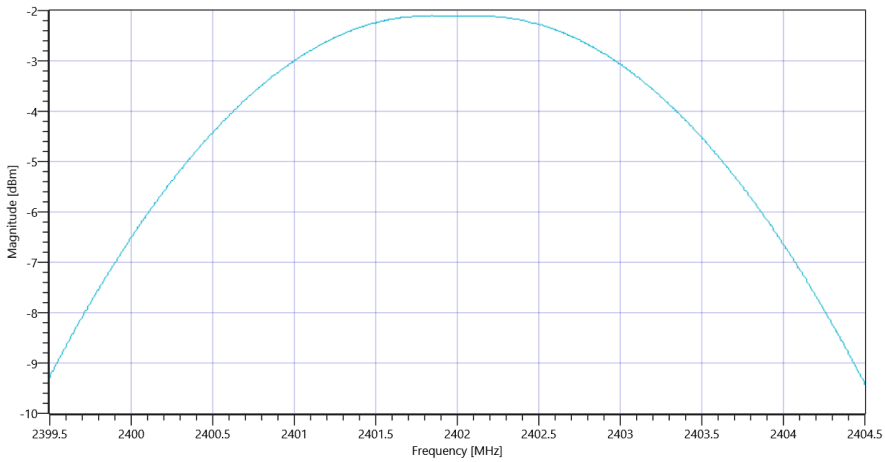

Plot_Common2G4 Peak Output Power conducted 3MHz_3MHz ~ BT Classic Basic rate_18102019_084402.png

Test at TX 2441 MHz

RESULT: BT Classic Connection check					
Test Description	Lower Limit	Upper Limit	Measured	Unit	Verdict
Connection result	---	---	---	--	TCON

READ SA SETTINGS:	
RefLevel [dBm] | RefLevelOffset [dB] | InpAtt [dB]	8.88 | 10.61 | 15
Start [MHz] | Stop [MHz]	2438.500 | 2443.500
RBW [MHz] | VBW [MHz]	3.000000 | 3.000000
Detector | TraceMode	POS | MAXH
Sweep: Time [ms] | Count | Points per Section | Type	1000 | 10 | 1001 | SWE

RESULT: TC_VM_Common2G4_Peak_Output_Power_Conducted_3MHz_3MHz_V01					
Test Description	Lower Limit	Upper Limit	Measured	Unit	Verdict
Peak Power	---	---	-1.07	dBm	Information
Peak Power	---	---	0.781628	mW	Information
Frequency at Peak	---	---	2441.185	MHz	Information

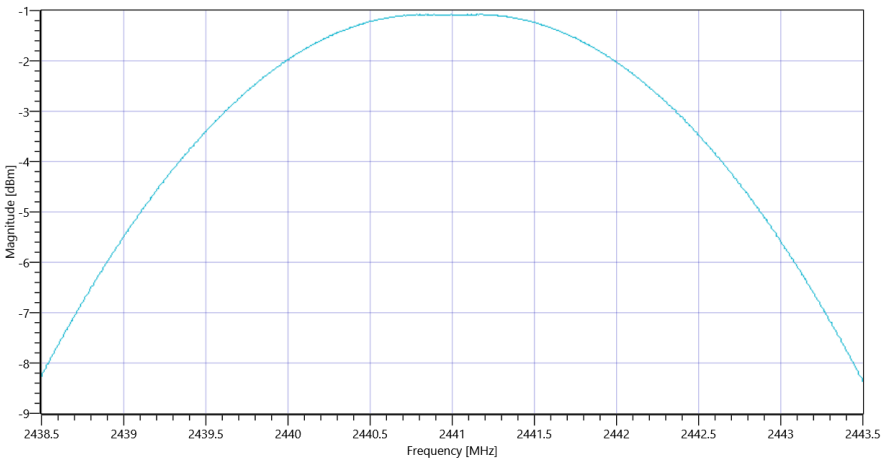

Plot_Common2G4 Peak Output Power conducted 3MHz_3MHz ~ BT Classic Basic rate_18102019_084426.png

Test at TX 2480 MHz

RESULT: BT Classic Connection check					
Test Description	Lower Limit	Upper Limit	Measured	Unit	Verdict
Connection result	---	---	---	--	TCON

READ SA SETTINGS:	
RefLevel [dBm] | RefLevelOffset [dB] | InpAtt [dB]	8.41 | 10.66 | 15
Start [MHz] | Stop [MHz]	2477.500 | 2482.500
RBW [MHz] | VBW [MHz]	3.000000 | 3.000000
Detector | TraceMode	POS | MAXH
Sweep: Time [ms] | Count | Points per Section | Type	1000 | 10 | 1001 | SWE

RESULT: TC_VM_Common2G4_Peak_Output_Power_Conducted_3MHz_3MHz_V01					
Test Description	Lower Limit	Upper Limit	Measured	Unit	Verdict
Peak Power	---	---	-1.54	dBm	Information
Peak Power	---	---	0.701455	mW	Information
Frequency at Peak	---	---	2480.14	MHz	Information

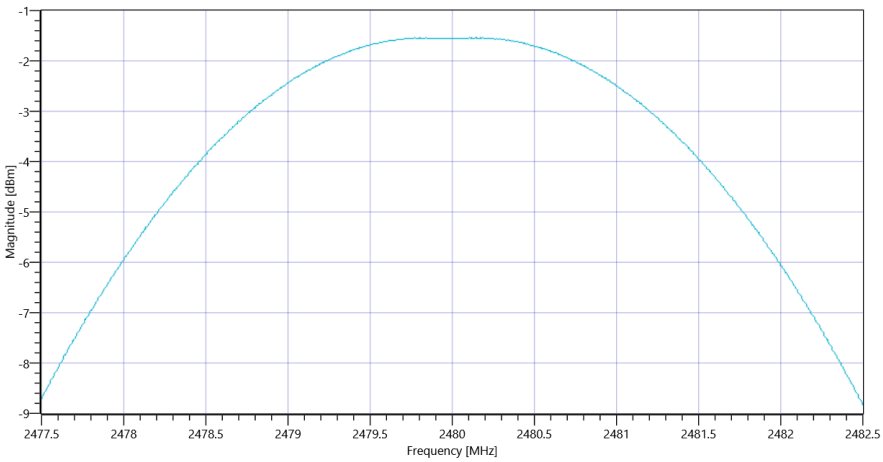

Plot_Common2G4 Peak Output Power conducted 3MHz_3MHz ~ BT Classic Basic rate_18102019_084450.png

TEST FINISHED		
General Verdict	18.10.2019 08:44:50 / RT: 81 s	PASS

2. Common2G4 Peak Output Power conducted 3MHz_3MHz ~ BT Classic EDR Pi/4DQPSK

Test References	
TC Start	18.10.2019 09:59:15
System Version	1.0.0.21
Test Specification	None
Test Method	
Class / TC Version / TC ID	TC_VM_Common2G4_Peak_Output_Power_Conducted_3MHz_3MHz_V01 Version: 0.0.1 | TCID_Common2G4_1
My Description	Peak Output Power conducted 3MHz/3MHz - BT Classic EDR Pi/4DQPSK
Add. Information	

Test Parameter	
Technology to test	BT Classic EDR Pi/4DQPSK
Antenna Port used	1
Temperature	mid
Voltage	mid
Frequency low to test	True | Freq [MHz] 2402
Frequency mid to test	True | Freq [MHz] 2441
Frequency high to test	True | Freq [MHz] 2480
Switched Path	IUT - SignalingUnit - SpectrumAnalyzer
Devices in use	SigBT: Rohde&Schwarz,CMW,1201.0002k75/100683,3.7.70 | SA: Rohde&Schwarz,FSV-30,1321.3008K30/103809,3.40

Test at TX 2402 MHz

RESULT: BT Classic Connection check					
Test Description	Lower Limit	Upper Limit	Measured	Unit	Verdict
Connection result	---	---	---	--	TCON

READ SA SETTINGS:	
RefLevel [dBm] | RefLevelOffset [dB] | InpAtt [dB]	9.40 | 10.49 | 15
Start [MHz] | Stop [MHz]	2398.750 | 2405.250
RBW [MHz] | VBW [MHz]	3.000000 | 3.000000
Detector | TraceMode	POS | MAXH
Sweep: Time [ms] | Count | Points per Section | Type	1000 | 10 | 1001 | SWE

RESULT: TC_VM_Common2G4_Peak_Output_Power_Conducted_3MHz_3MHz_V01					
Test Description	Lower Limit	Upper Limit	Measured	Unit	Verdict
Peak Power	---	---	0.69	dBm	Information
Peak Power	---	---	1.172195	mW	Information
Frequency at Peak	---	---	2401.883	MHz	Information

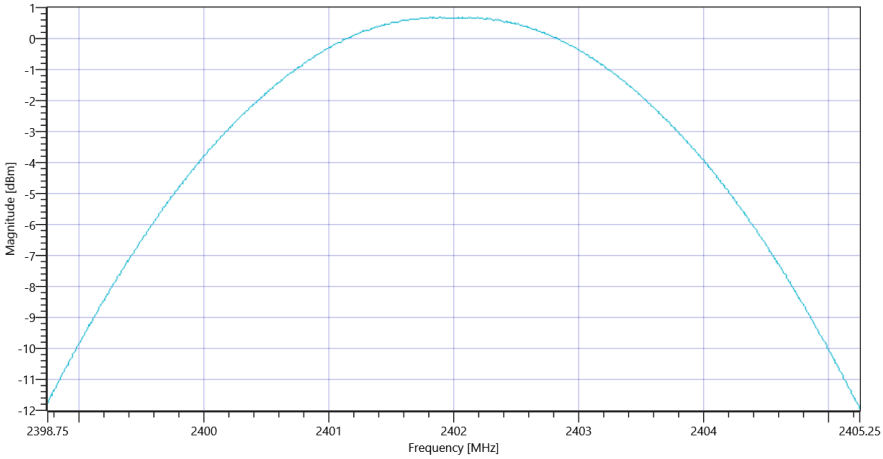

Plot_Common2G4 Peak Output Power conducted 3MHz_3MHz ~ BT Classic EDR Pi-4DQPSK_18102019_095946.png

Test at TX 2441 MHz

RESULT: BT Classic Connection check					
Test Description	Lower Limit	Upper Limit	Measured	Unit	Verdict
Connection result	---	---	---	--	TCON

READ SA SETTINGS:	
RefLevel [dBm] | RefLevelOffset [dB] | InpAtt [dB]	10.60 | 10.61 | 15
Start [MHz] | Stop [MHz]	2437.750 | 2444.250
RBW [MHz] | VBW [MHz]	3.000000 | 3.000000
Detector | TraceMode	POS | MAXH
Sweep: Time [ms] | Count | Points per Section | Type	1000 | 10 | 1001 | SWE

RESULT: TC_VM_Common2G4_Peak_Output_Power_Conducted_3MHz_3MHz_V01					
Test Description	Lower Limit	Upper Limit	Measured	Unit	Verdict
Peak Power	---	---	1.78	dBm	Information
Peak Power	---	---	1.506607	mW	Information
Frequency at Peak	---	---	2441.091	MHz	Information

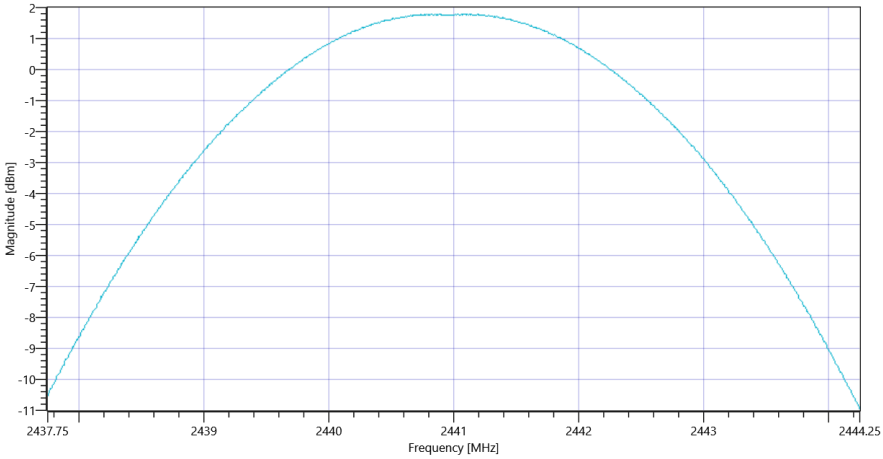

Plot_Common2G4 Peak Output Power conducted 3MHz_3MHz ~ BT Classic EDR Pi-4DQPSK_18102019_100010.png

Test at TX 2480 MHz

RESULT: BT Classic Connection check					
Test Description	Lower Limit	Upper Limit	Measured	Unit	Verdict
Connection result	---	---	---	--	TCON

READ SA SETTINGS:	
RefLevel [dBm] | RefLevelOffset [dB] | InpAtt [dB]	10.17 | 10.66 | 15
Start [MHz] | Stop [MHz]	2476.750 | 2483.250
RBW [MHz] | VBW [MHz]	3.000000 | 3.000000
Detector | TraceMode	POS | MAXH
Sweep: Time [ms] | Count | Points per Section | Type	1000 | 10 | 1001 | SWE

RESULT: TC_VM_Common2G4_Peak_Output_Power_Conducted_3MHz_3MHz_V01					
Test Description	Lower Limit	Upper Limit	Measured	Unit	Verdict
Peak Power	---	---	1.21	dBm	Information
Peak Power	---	---	1.321296	mW	Information
Frequency at Peak	---	---	2480.162	MHz	Information

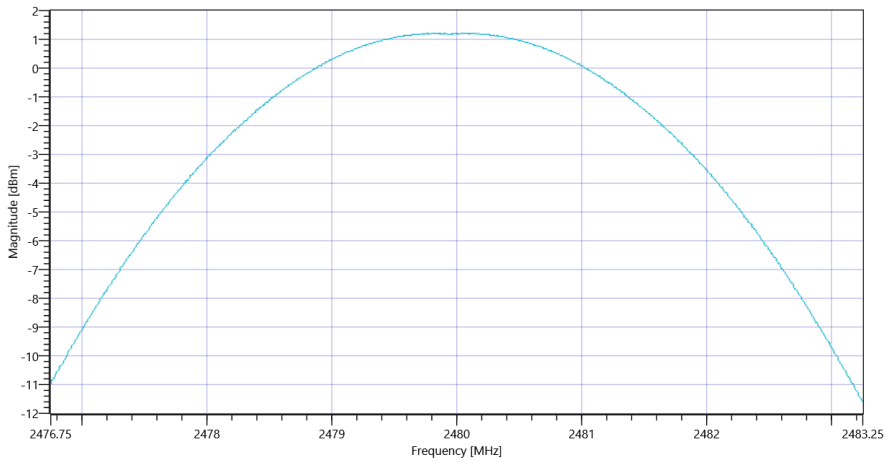

Plot_Common2G4 Peak Output Power conducted 3MHz_3MHz ~ BT Classic EDR Pi-4DQPSK_18102019_100034.png

TEST FINISHED		
General Verdict	18.10.2019 10:00:34 / RT: 79 s	PASS

3. Common2G4 Peak Output Power conducted 3MHz_3MHz ~ BT Classic EDR 8DPSK

Test References	
TC Start	18.10.2019 11:35:02
System Version	1.0.0.21
Test Specification	None
Test Method	
Class / TC Version / TC ID	TC_VM_Common2G4_Peak_Output_Power_Conducted_3MHz_3MHz_V01 Version: 0.0.1 | TCID_Common2G4_1
My Description	Peak Output Power conducted 3MHz/3MHz - BT Classic EDR 8DPSK
Add. Information	

Test Parameter	
Technology to test	BT Classic EDR 8DPSK
Antenna Port used	1
Temperature	mid
Voltage	mid
Frequency low to test	True | Freq [MHz] 2402
Frequency mid to test	True | Freq [MHz] 2441
Frequency high to test	True | Freq [MHz] 2480
Switched Path	IUT - SignalingUnit - SpectrumAnalyzer
Devices in use	SigBT: Rohde&Schwarz,CMW,1201.0002k75/100683,3.7.70 | SA: Rohde&Schwarz,FSV-30,1321.3008K30/103809,3.40

Test at TX 2402 MHz

RESULT: BT Classic Connection check					
Test Description	Lower Limit	Upper Limit	Measured	Unit	Verdict
Connection result	---	---	---	--	TCON

READ SA SETTINGS:	
RefLevel [dBm] | RefLevelOffset [dB] | InpAtt [dB]	9.46 | 10.49 | 15
Start [MHz] | Stop [MHz]	2398.750 | 2405.250
RBW [MHz] | VBW [MHz]	3.000000 | 3.000000
Detector | TraceMode	POS | MAXH
Sweep: Time [ms] | Count | Points per Section | Type	1000 | 10 | 1001 | SWE

RESULT: TC_VM_Common2G4_Peak_Output_Power_Conducted_3MHz_3MHz_V01					
Test Description	Lower Limit	Upper Limit	Measured	Unit	Verdict
Peak Power	---	---	0.97	dBm	Information
Peak Power	---	---	1.250259	mW	Information
Frequency at Peak	---	---	2401.994	MHz	Information

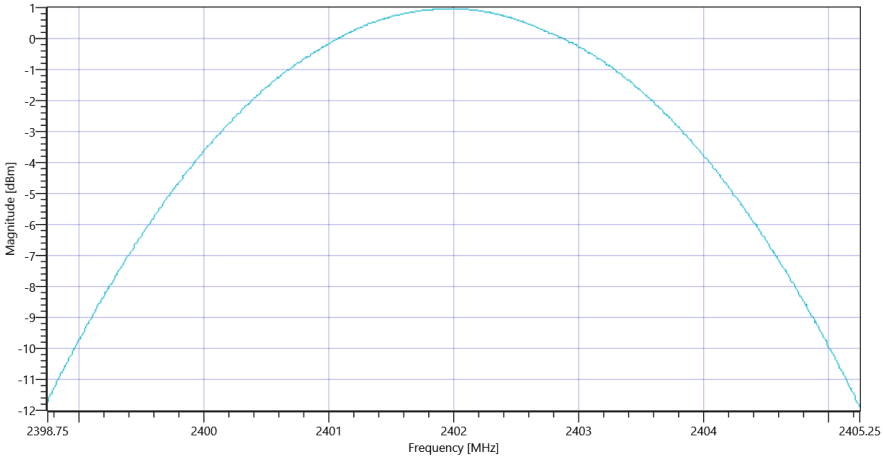

Plot_Common2G4 Peak Output Power conducted 3MHz_3MHz ~ BT Classic EDR 8DPSK_18102019_113534.png

Test at TX 2441 MHz

RESULT: BT Classic Connection check					
Test Description	Lower Limit	Upper Limit	Measured	Unit	Verdict
Connection result	---	---	---	--	TCON

READ SA SETTINGS:	
RefLevel [dBm] | RefLevelOffset [dB] | InpAtt [dB]	10.46 | 10.61 | 15
Start [MHz] | Stop [MHz]	2437.750 | 2444.250
RBW [MHz] | VBW [MHz]	3.000000 | 3.000000
Detector | TraceMode	POS | MAXH
Sweep: Time [ms] | Count | Points per Section | Type	1000 | 10 | 1001 | SWE

RESULT: TC_VM_Common2G4_Peak_Output_Power_Conducted_3MHz_3MHz_V01					
Test Description	Lower Limit	Upper Limit	Measured	Unit	Verdict
Peak Power	---	---	2.09	dBm	Information
Peak Power	---	---	1.61808	mW	Information
Frequency at Peak	---	---	2440.929	MHz	Information

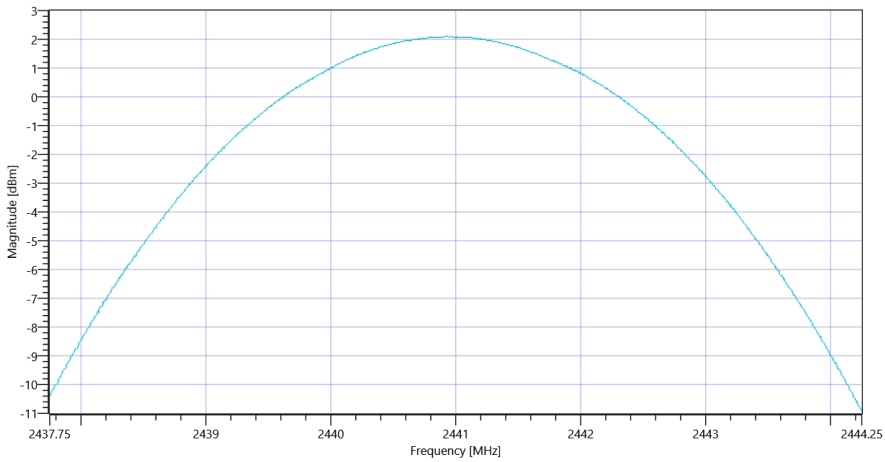

Plot_Common2G4 Peak Output Power conducted 3MHz_3MHz ~ BT Classic EDR 8DPSK_18102019_113559.png

Test at TX 2480 MHz

RESULT: BT Classic Connection check					
Test Description	Lower Limit	Upper Limit	Measured	Unit	Verdict
Connection result	---	---	---	--	TCON

READ SA SETTINGS:	
RefLevel [dBm] | RefLevelOffset [dB] | InpAtt [dB]	9.51 | 10.66 | 15
Start [MHz] | Stop [MHz]	2476.750 | 2483.250
RBW [MHz] | VBW [MHz]	3.000000 | 3.000000
Detector | TraceMode	POS | MAXH
Sweep: Time [ms] | Count | Points per Section | Type	1000 | 10 | 1001 | SWE

RESULT: TC_VM_Common2G4_Peak_Output_Power_Conducted_3MHz_3MHz_V01					
Test Description	Lower Limit	Upper Limit	Measured	Unit	Verdict
Peak Power	---	---	1.52	dBm	Information
Peak Power	---	---	1.419058	mW	Information
Frequency at Peak	---	---	2479.968	MHz	Information

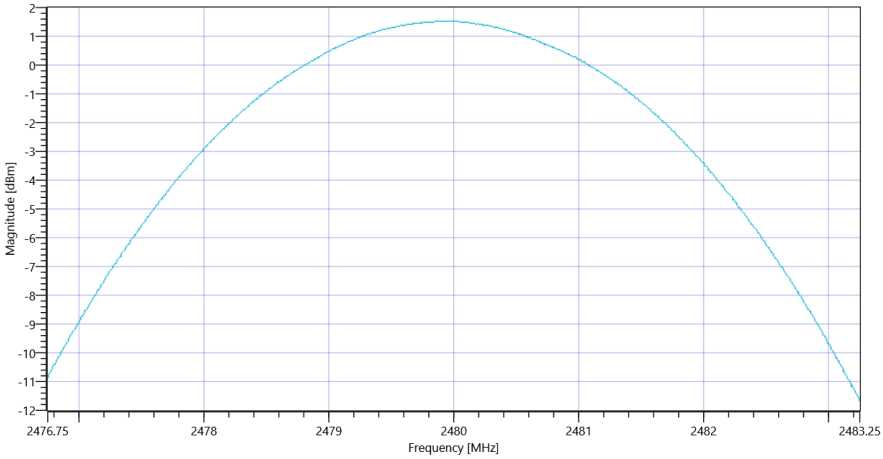

Plot_Common2G4 Peak Output Power conducted 3MHz_3MHz ~ BT Classic EDR 8DPSK_18102019_113623.png

TEST FINISHED		
General Verdict	18.10.2019 11:36:23 / RT: 81 s	PASS

4. FCC Part 15.247 Number Of Hopping Channels FHSS ~ BT Classic Basic rate

Test References	
TC Start	18.10.2019 08:51:45
System Version	1.0.0.21
Test Specification	FCC Part 15.247
Test Method	
Class / TC Version / TC ID	TC_VM_FCC15247_Number_of_hopping_channels_FHSS_V01 Version: 0.0.1 | TCID_FCC15247_5
My Description	FCC 15.247 Number Of Hopping Channels FHSS - BT Classic Basic Rate
Add. Information	

Test Parameter	
Technology to test	BT Classic Basic rate
Antenna Port used	1
Temperature	mid
Voltage	mid
Frequency low to test	False | Freq [MHz] 2402
Frequency mid to test	False | Freq [MHz] 2441
Frequency high to test	False | Freq [MHz] 2480
Device in hopping mode	True
Switched Path	IUT - SignalingUnit - SpectrumAnalyzer
Devices in use	SigBT: Rohde&Schwarz,CMW,1201.0002k75/100683,3.7.70 | SA: Rohde&Schwarz,FSV-30,1321.3008K30/103809,3.40

Test at TX hopping MHz

RESULT: BT Classic Connection check					
Test Description	Lower Limit	Upper Limit	Measured	Unit	Verdict
Connection result	---	---	---	--	TCON

READ SA SETTINGS:	
RefLevel [dBm] | RefLevelOffset [dB] | InpAtt [dB]	3.85 | 10.61 | 10
Start [MHz] | Stop [MHz]	2399.000 | 2483.000
RBW [MHz] | VBW [MHz]	0.200000 | 0.500000
Detector | TraceMode	POS | MAXH
Sweep: Time [ms] | Count | Points per Section | Type	1 | 10000 | 1001 | SWE

RESULT: TC_VM_FCC15247_Number_of_hopping_channels_FHSS_V01					
Test Description	Lower Limit	Upper Limit	Measured	Unit	Verdict
Hopp channel (rounded)	---	---	2402	MHz	Information
Hopp channel (rounded)	---	---	2403	MHz	Information
Hopp channel (rounded)	---	---	2404	MHz	Information
Hopp channel (rounded)	---	---	2405	MHz	Information
Hopp channel (rounded)	---	---	2406	MHz	Information
Hopp channel (rounded)	---	---	2407	MHz	Information
Hopp channel (rounded)	---	---	2408	MHz	Information
Hopp channel (rounded)	---	---	2409	MHz	Information
Hopp channel (rounded)	---	---	2410	MHz	Information
Hopp channel (rounded)	---	---	2411	MHz	Information
Hopp channel (rounded)	---	---	2412	MHz	Information
Hopp channel (rounded)	---	---	2413	MHz	Information
Hopp channel (rounded)	---	---	2414	MHz	Information
Hopp channel (rounded)	---	---	2415	MHz	Information
Hopp channel (rounded)	---	---	2416	MHz	Information
Hopp channel (rounded)	---	---	2417	MHz	Information
Hopp channel (rounded)	---	---	2418	MHz	Information
Hopp channel (rounded)	---	---	2419	MHz	Information
Hopp channel (rounded)	---	---	2420	MHz	Information
Hopp channel (rounded)	---	---	2421	MHz	Information
Hopp channel (rounded)	---	---	2422	MHz	Information
Hopp channel (rounded)	---	---	2423	MHz	Information
Hopp channel (rounded)	---	---	2424	MHz	Information
Hopp channel (rounded)	---	---	2425	MHz	Information
Hopp channel (rounded)	---	---	2426	MHz	Information
Hopp channel (rounded)	---	---	2427	MHz	Information
Hopp channel (rounded)	---	---	2428	MHz	Information
Hopp channel (rounded)	---	---	2429	MHz	Information
Hopp channel (rounded)	---	---	2430	MHz	Information
Hopp channel (rounded)	---	---	2431	MHz	Information
Hopp channel (rounded)	---	---	2432	MHz	Information
Hopp channel (rounded)	---	---	2433	MHz	Information
Hopp channel (rounded)	---	---	2434	MHz	Information
Hopp channel (rounded)	---	---	2435	MHz	Information
Hopp channel (rounded)	---	---	2436	MHz	Information
Hopp channel (rounded)	---	---	2437	MHz	Information
Hopp channel (rounded)	---	---	2438	MHz	Information
Hopp channel (rounded)	---	---	2439	MHz	Information
Hopp channel (rounded)	---	---	2440	MHz	Information
Hopp channel (rounded)	---	---	2441	MHz	Information
Hopp channel (rounded)	---	---	2442	MHz	Information
Hopp channel (rounded)	---	---	2443	MHz	Information

Hopp channel (rounded)	---	---	2444	MHz	Information
Hopp channel (rounded)	---	---	2445	MHz	Information
Hopp channel (rounded)	---	---	2446	MHz	Information
Hopp channel (rounded)	---	---	2447	MHz	Information
Hopp channel (rounded)	---	---	2448	MHz	Information
Hopp channel (rounded)	---	---	2449	MHz	Information
Hopp channel (rounded)	---	---	2450	MHz	Information
Hopp channel (rounded)	---	---	2451	MHz	Information
Hopp channel (rounded)	---	---	2452	MHz	Information
Hopp channel (rounded)	---	---	2453	MHz	Information
Hopp channel (rounded)	---	---	2454	MHz	Information
Hopp channel (rounded)	---	---	2455	MHz	Information
Hopp channel (rounded)	---	---	2456	MHz	Information
Hopp channel (rounded)	---	---	2457	MHz	Information
Hopp channel (rounded)	---	---	2458	MHz	Information
Hopp channel (rounded)	---	---	2459	MHz	Information
Hopp channel (rounded)	---	---	2460	MHz	Information
Hopp channel (rounded)	---	---	2461	MHz	Information
Hopp channel (rounded)	---	---	2462	MHz	Information
Hopp channel (rounded)	---	---	2463	MHz	Information
Hopp channel (rounded)	---	---	2464	MHz	Information
Hopp channel (rounded)	---	---	2465	MHz	Information
Hopp channel (rounded)	---	---	2466	MHz	Information
Hopp channel (rounded)	---	---	2467	MHz	Information
Hopp channel (rounded)	---	---	2468	MHz	Information
Hopp channel (rounded)	---	---	2469	MHz	Information
Hopp channel (rounded)	---	---	2470	MHz	Information
Hopp channel (rounded)	---	---	2471	MHz	Information
Hopp channel (rounded)	---	---	2472	MHz	Information
Hopp channel (rounded)	---	---	2473	MHz	Information
Hopp channel (rounded)	---	---	2474	MHz	Information
Hopp channel (rounded)	---	---	2475	MHz	Information
Hopp channel (rounded)	---	---	2476	MHz	Information
Hopp channel (rounded)	---	---	2477	MHz	Information
Hopp channel (rounded)	---	---	2478	MHz	Information
Hopp channel (rounded)	---	---	2479	MHz	Information
Hopp channel (rounded)	---	---	2480	MHz	Information
Σ Hopping channels	15	---	79	Number	PASS

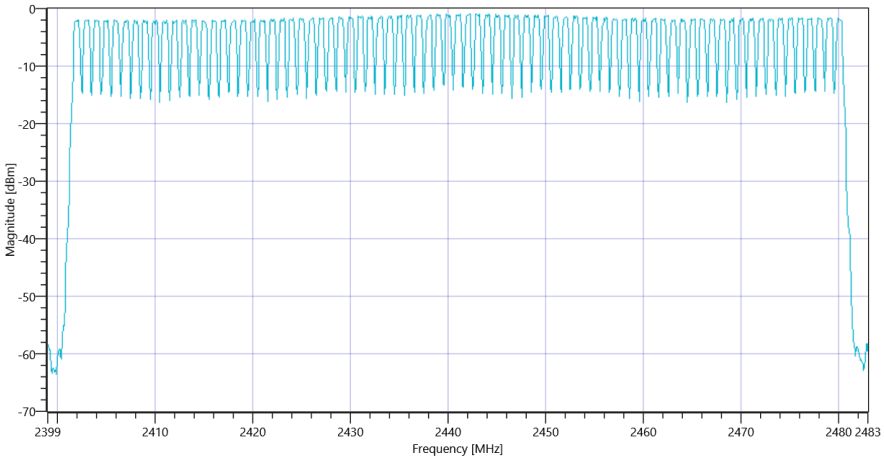

Plot_FCC Part 15.247 Number Of Hopping Channels FHSS ~ BT Classic Basic rate_18102019_085231.png

TEST FINISHED

General Verdict	18.10.2019 08:52:31 / RT: 45 s	PASS

5. FCC Part 15.247 Carrier Frequency Separation FHSS ~ BT Classic Basic rate

Test References	
TC Start	18.10.2019 08:52:35
System Version	1.0.0.21
Test Specification	FCC Part 15.247
Test Method	
Class / TC Version / TC ID	TC_VM_FCC15247_Carrier_Frequency_Separation_FHSS_V01 Version: 0.0.1 | TCID_FCC15247_9
My Description	FCC 15.247 Carrier Frequency Separation FHSS - BT Classic Basic Rate
Add. Information	

Test Parameter	
Technology to test	BT Classic Basic rate
Antenna Port used	1
Temperature	mid
Voltage	mid
Frequency low to test	False | Freq [MHz] 2402
Frequency mid to test	False | Freq [MHz] 2441
Frequency high to test	False | Freq [MHz] 2480
Device in hopping mode	True
Switched Path	IUT - SignalingUnit - SpectrumAnalyzer
Devices in use	SigBT: Rohde&Schwarz,CMW,1201.0002k75/100683,3.7.70 | SA: Rohde&Schwarz,FSV-30,1321.3008K30/103809,3.40

Test at TX hopping MHz

RESULT: BT Classic Connection check					
Test Description	Lower Limit	Upper Limit	Measured	Unit	Verdict
Connection result	---	---	---	--	TCON

READ SA SETTINGS:	
RefLevel [dBm] | RefLevelOffset [dB] | InpAtt [dB]	3.87 | 10.61 | 10
Start [MHz] | Stop [MHz]	2435.500 | 2445.500
RBW [MHz] | VBW [MHz]	0.100000 | 0.300000
Detector | TraceMode	POS | MAXH
Sweep: Time [ms] | Count | Points per Section | Type	1 | 20000 | 1001 | SWE

RESULT: TC_VM_FCC15247_Carrier_Frequency_Separation_FHSS_V01					
Test Description	Lower Limit	Upper Limit	Measured	Unit	Verdict
1 CFS n to n+1 (rnd)	0.025	---	1	MHz	PASS
1 CFS n to n+1 (rnd)	0.667 (2/3 Nom.BW)	---	1	MHz	PASS
2 CFS n to n+1 (rnd)	0.025	---	1	MHz	PASS
2 CFS n to n+1 (rnd)	0.667 (2/3 Nom.BW)	---	1	MHz	PASS
3 CFS n to n+1 (rnd)	0.025	---	1	MHz	PASS
3 CFS n to n+1 (rnd)	0.667 (2/3 Nom.BW)	---	1	MHz	PASS
4 CFS n to n+1 (rnd)	0.025	---	1	MHz	PASS
4 CFS n to n+1 (rnd)	0.667 (2/3 Nom.BW)	---	1	MHz	PASS
5 CFS n to n+1 (rnd)	0.025	---	1	MHz	PASS
5 CFS n to n+1 (rnd)	0.667 (2/3 Nom.BW)	---	1	MHz	PASS
6 CFS n to n+1 (rnd)	0.025	---	1	MHz	PASS
6 CFS n to n+1 (rnd)	0.667 (2/3 Nom.BW)	---	1	MHz	PASS
7 CFS n to n+1 (rnd)	0.025	---	1	MHz	PASS
7 CFS n to n+1 (rnd)	0.667 (2/3 Nom.BW)	---	1	MHz	PASS
8 CFS n to n+1 (rnd)	0.025	---	1	MHz	PASS
8 CFS n to n+1 (rnd)	0.667 (2/3 Nom.BW)	---	1	MHz	PASS
9 CFS n to n+1 (rnd)	0.025	---	1	MHz	PASS
9 CFS n to n+1 (rnd)	0.667 (2/3 Nom.BW)	---	1	MHz	PASS
Carrier Freq. (rnd)	---	---	2436	MHz	Information
Carrier Freq. (rnd)	---	---	2437	MHz	Information
Carrier Freq. (rnd)	---	---	2438	MHz	Information
Carrier Freq. (rnd)	---	---	2439	MHz	Information
Carrier Freq. (rnd)	---	---	2440	MHz	Information
Carrier Freq. (rnd)	---	---	2441	MHz	Information
Carrier Freq. (rnd)	---	---	2442	MHz	Information
Carrier Freq. (rnd)	---	---	2443	MHz	Information
Carrier Freq. (rnd)	---	---	2444	MHz	Information
Carrier Freq. (rnd)	---	---	2445	MHz	Information

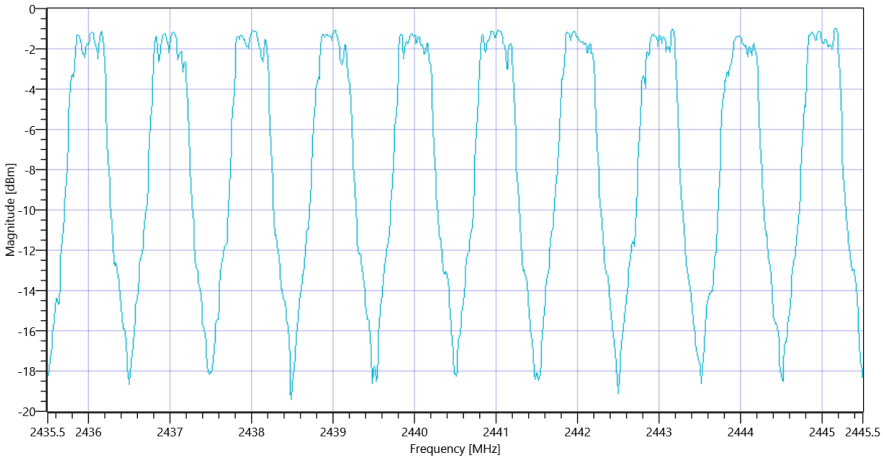

Plot_FCC Part 15.247 Carrier Frequency Separation FHSS ~ BT Classic Basic rate_18102019_085432.png

TEST FINISHED		
General Verdict	18.10.2019 08:54:32 / RT: 117 s	PASS

6. FCC Part 15.247 Bandwidth 99PCT-20dB ~ BT Classic Basic rate

Test References	
TC Start	18.10.2019 08:54:36
System Version	1.0.0.21
Test Specification	FCC Part 15.247
Test Method	
Class / TC Version / TC ID	TC_VM_FCC15247_Bandwidth_99PCT_20dB_DTS_FHSS_V01 Version: 0.0.2 | TCID_FCC15247_2
My Description	FCC 15.247 Bandwidth 99PCT - 20dB FHSS - BT Classic Basic Rate
Add. Information	

Test Parameter	
Technology to test	BT Classic Basic rate
Antenna Port used	1
Temperature	mid
Voltage	mid
Frequency low to test	True | Freq [MHz] 2402
Frequency mid to test	True | Freq [MHz] 2441
Frequency high to test	True | Freq [MHz] 2480
Switched Path	IUT - SignalingUnit - SpectrumAnalyzer
Devices in use	SigBT: Rohde&Schwarz,CMW,1201.0002k75/100683,3.7.70 | SA: Rohde&Schwarz,FSV-30,1321.3008K30/103809,3.40

Test at TX 2402 MHz

RESULT: BT Classic Connection check					
Test Description	Lower Limit	Upper Limit	Measured	Unit	Verdict
Connection result	---	---	---	--	TCON

READ SA SETTINGS:	
RefLevel [dBm] | RefLevelOffset [dB] | InpAtt [dB]	2.79 | 10.49 | 10
Start [MHz] | Stop [MHz]	2401.000 | 2403.000
RBW [MHz] | VBW [MHz]	0.020000 | 0.050000
Detector | TraceMode	POS | MAXH
Sweep: Time [ms] | Count | Points per Section | Type	50 | 200 | 10001 | SWE

RESULT: TC_VM_FCC15247_Bandwidth_99PCT_20dB_DTS_FHSS_V01					
Test Description	Lower Limit	Upper Limit	Measured	Unit	Verdict
Bandwidth 99%	---	---	855	kHz	Information
T1 99%	2400.000000	---	2401.5638	MHz	PASS
T2 99%	---	2483.500000	2402.4184	MHz	PASS

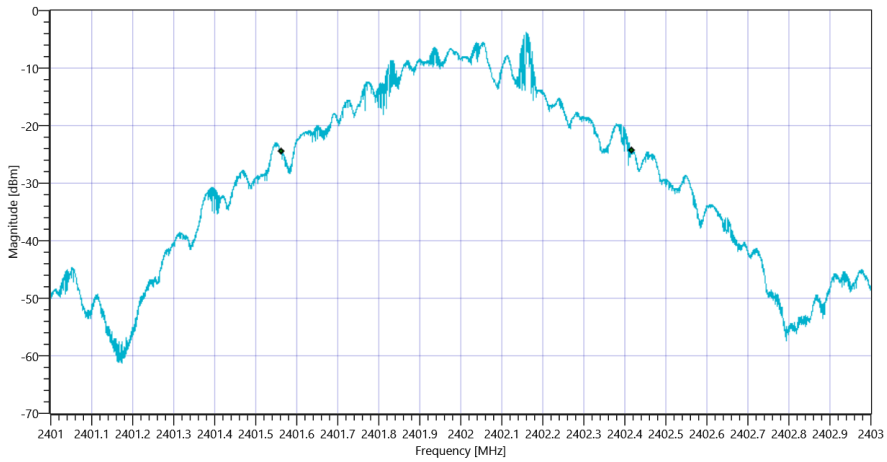

Plot_FCC Part 15.247 Bandwidth 99PCT-20dB ~ BT Classic Basic rate 99PCT_18102019_085509.png

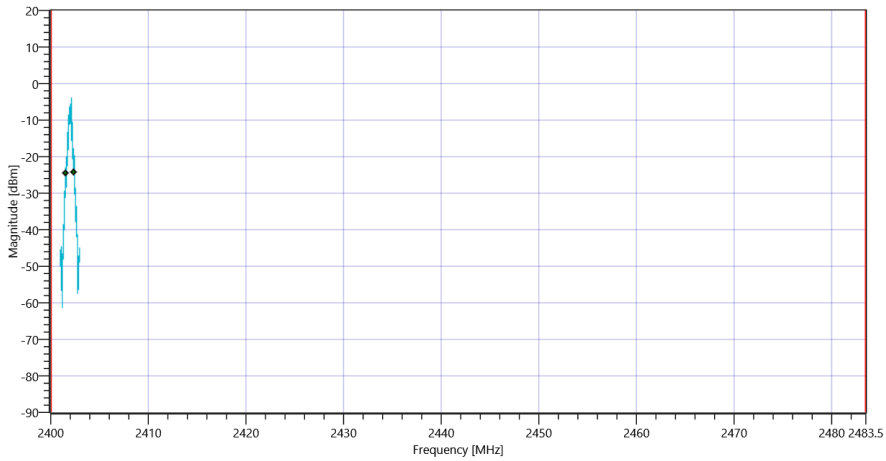

Plot_FCC Part 15.247 Bandwidth 99PCT-20dB ~ BT Classic Basic rate_18102019_085512.png

RESULT: TC_VM_FCC15247_Bandwidth_99PCT_20dB_DTS_FHSS_V01					
Test Description	Lower Limit	Upper Limit	Measured	Unit	Verdict
Bandwidth 20dB	---	---	869	kHz	Information
T1 20dB	2400.000000	---	2401.5424	MHz	PASS

T2 20dB	---	2483.500000	2402.4116	MHz	PASS

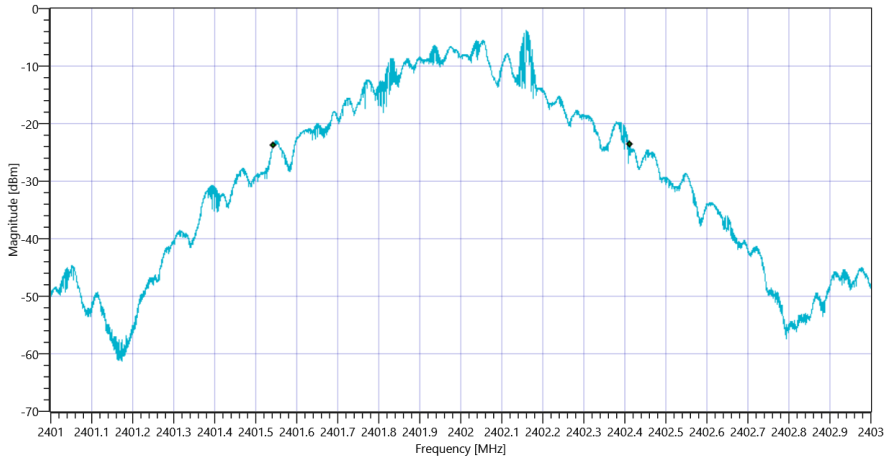

Plot_FCC Part 15.247 Bandwidth 99PCT-20dB ~ BT Classic Basic rate 20dB_18102019_085515.png

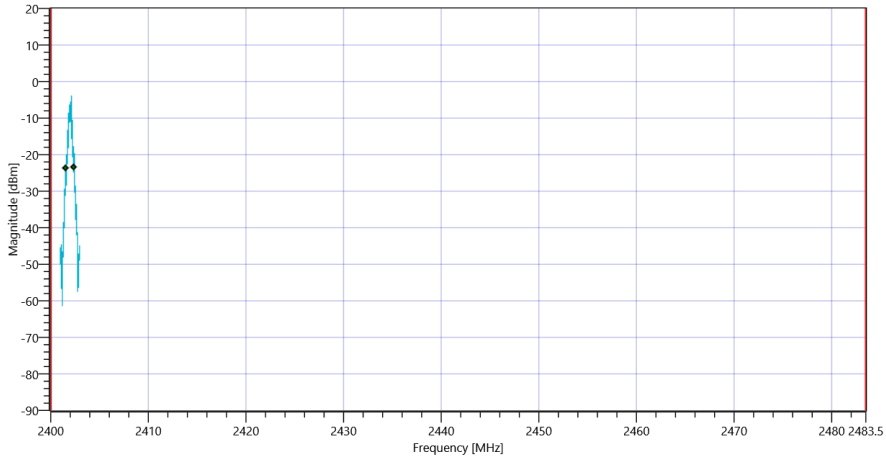

Plot_FCC Part 15.247 Bandwidth 99PCT-20dB ~ BT Classic Basic rate_18102019_085518.png

Test at TX 2441 MHz

RESULT: BT Classic Connection check					
Test Description	Lower Limit	Upper Limit	Measured	Unit	Verdict
Connection result	---	---	---	--	TCON

READ SA SETTINGS:	
RefLevel [dBm] | RefLevelOffset [dB] | InpAtt [dB]	3.83 | 10.61 | 10
Start [MHz] | Stop [MHz]	2440.000 | 2442.000
RBW [MHz] | VBW [MHz]	0.020000 | 0.050000
Detector | TraceMode	POS | MAXH
Sweep: Time [ms] | Count | Points per Section | Type	50 | 200 | 10001 | SWE

RESULT: TC_VM_FCC15247_Bandwidth_99PCT_20dB_DTS_FHSS_V01					
Test Description	Lower Limit	Upper Limit	Measured	Unit	Verdict
Bandwidth 99%	---	---	857	kHz	Information
T1 99%	2400.000000	---	2440.5628	MHz	PASS
T2 99%	---	2483.500000	2441.4196	MHz	PASS

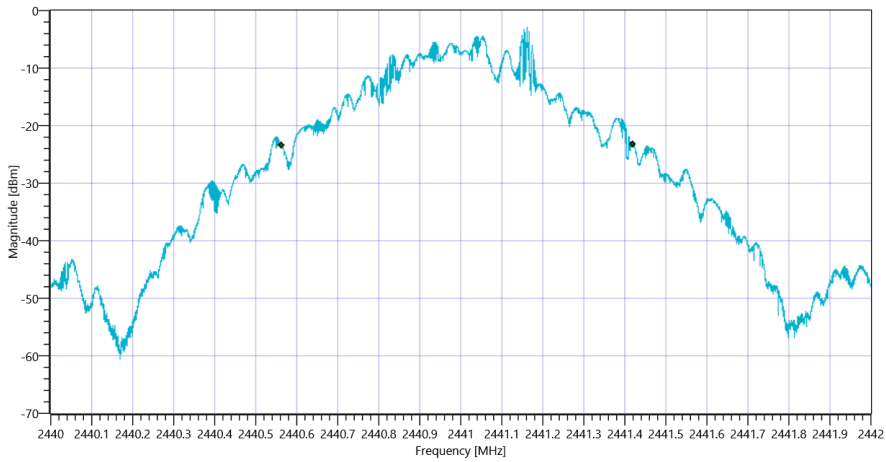

Plot_FCC Part 15.247 Bandwidth 99PCT-20dB ~ BT Classic Basic rate 99PCT_18102019_085544.png

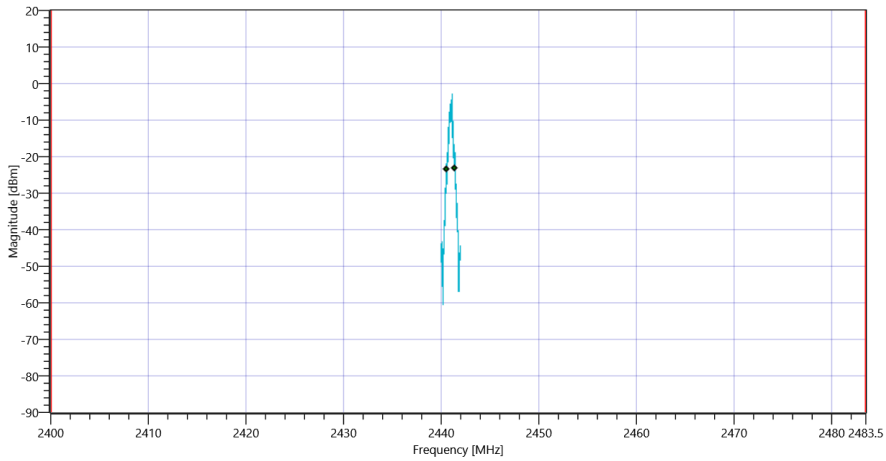

Plot_FCC Part 15.247 Bandwidth 99PCT-20dB ~ BT Classic Basic rate_18102019_085546.png

RESULT: TC_VM_FCC15247_Bandwidth_99PCT_20dB_DTS_FHSS_V01					
Test Description	Lower Limit	Upper Limit	Measured	Unit	Verdict
Bandwidth 20dB	---	---	870	kHz	Information
T1 20dB	2400.000000	---	2440.5422	MHz	PASS

T2 20dB	---	2483.500000	2441.4118	MHz	PASS

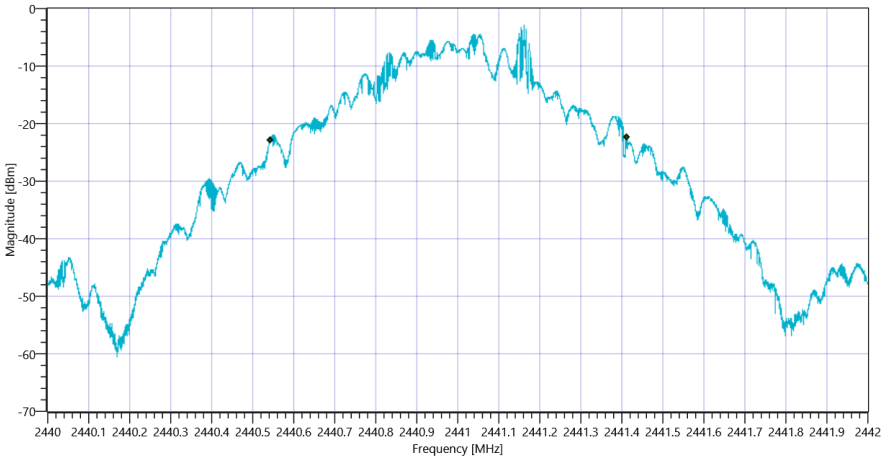

Plot_FCC Part 15.247 Bandwidth 99PCT-20dB ~ BT Classic Basic rate 20dB_18102019_085550.png

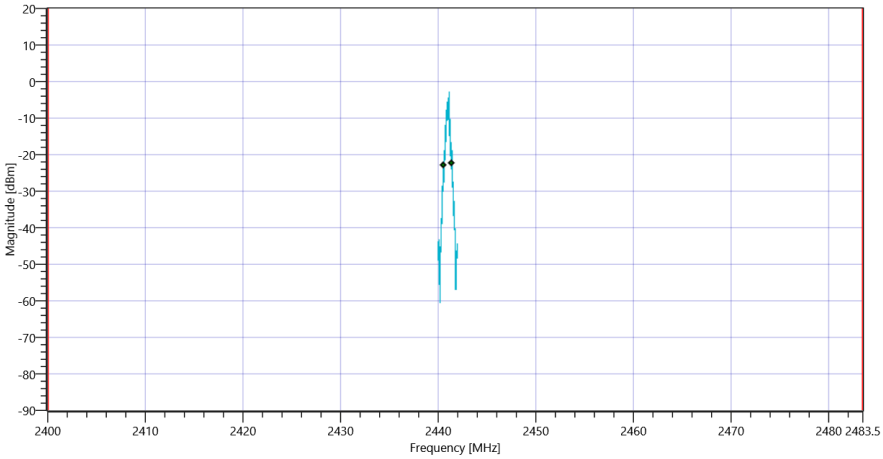

Plot_FCC Part 15.247 Bandwidth 99PCT-20dB ~ BT Classic Basic rate_18102019_085553.png

Test at TX 2480 MHz

RESULT: BT Classic Connection check					
Test Description	Lower Limit	Upper Limit	Measured	Unit	Verdict
Connection result	---	---	---	--	TCON

READ SA SETTINGS:	
RefLevel [dBm] | RefLevelOffset [dB] | InpAtt [dB]	3.38 | 10.66 | 10
Start [MHz] | Stop [MHz]	2479.000 | 2481.000
RBW [MHz] | VBW [MHz]	0.020000 | 0.050000
Detector | TraceMode	POS | MAXH
Sweep: Time [ms] | Count | Points per Section | Type	50 | 200 | 10001 | SWE

RESULT: TC_VM_FCC15247_Bandwidth_99PCT_20dB_DTS_FHSS_V01					
Test Description	Lower Limit	Upper Limit	Measured	Unit	Verdict
Bandwidth 99%	---	---	854	kHz	Information
T1 99%	2400.000000	---	2479.5646	MHz	PASS
T2 99%	---	2483.500000	2480.4190	MHz	PASS

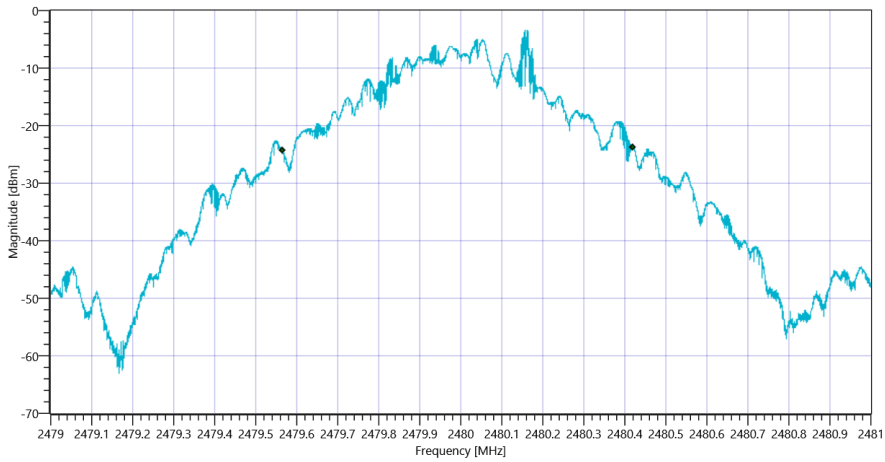

Plot_FCC Part 15.247 Bandwidth 99PCT-20dB ~ BT Classic Basic rate 99PCT_18102019_085619.png

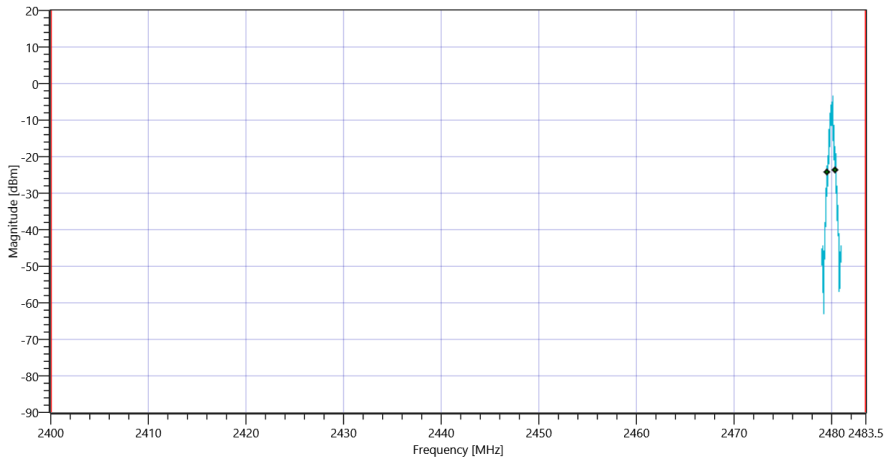

Plot_FCC Part 15.247 Bandwidth 99PCT-20dB ~ BT Classic Basic rate_18102019_085622.png

RESULT: TC_VM_FCC15247_Bandwidth_99PCT_20dB_DTS_FHSS_V01					
Test Description	Lower Limit	Upper Limit	Measured	Unit	Verdict
Bandwidth 20dB	---	---	871	kHz	Information
T1 20dB	2400.000000	---	2479.5426	MHz	PASS

T2 20dB	---	2483.500000	2480.4132	MHz	PASS

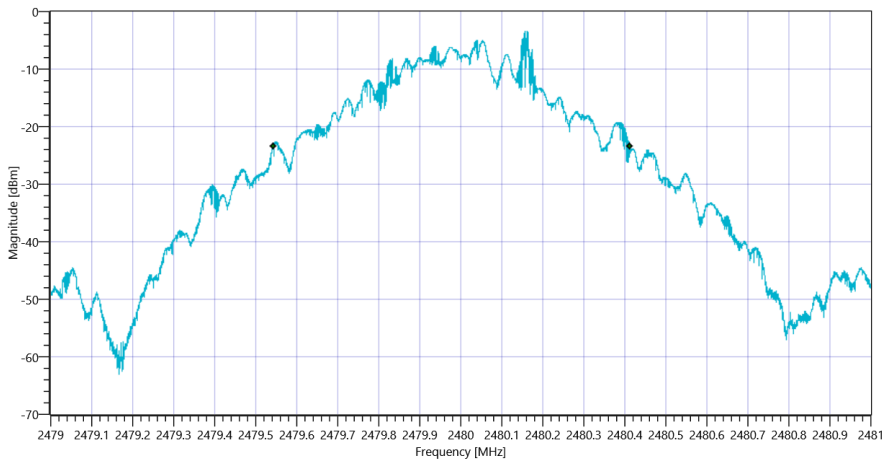

Plot_FCC Part 15.247 Bandwidth 99PCT-20dB ~ BT Classic Basic rate 20dB_18102019_085626.png

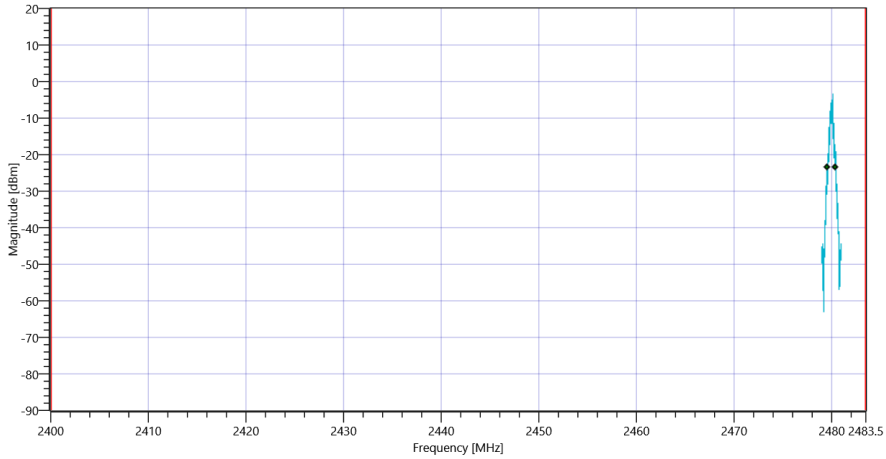

Plot_FCC Part 15.247 Bandwidth 99PCT-20dB ~ BT Classic Basic rate_18102019_085629.png

TEST FINISHED		
General Verdict	18.10.2019 08:56:29 / RT: 113 s	PASS

7. FCC Part 15.247 Bandwidth 99PCT-20dB ~ BT Classic EDR Pi/4DQPSK

Test References	
TC Start	18.10.2019 10:06:26
System Version	1.0.0.21
Test Specification	FCC Part 15.247
Test Method	
Class / TC Version / TC ID	TC_VM_FCC15247_Bandwidth_99PCT_20dB_DTS_FHSS_V01 Version: 0.0.2 | TCID_FCC15247_2
My Description	FCC 15.247 Bandwidth 99PCT - 20dB FHSS - BT Classic EDR Pi/4DQPSK
Add. Information	

Test Parameter	
Technology to test	BT Classic EDR Pi/4DQPSK
Antenna Port used	1
Temperature	mid
Voltage	mid
Frequency low to test	True | Freq [MHz] 2402
Frequency mid to test	True | Freq [MHz] 2441
Frequency high to test	True | Freq [MHz] 2480
Switched Path	IUT - SignalingUnit - SpectrumAnalyzer
Devices in use	SigBT: Rohde&Schwarz,CMW,1201.0002k75/100683,3.7.70 | SA: Rohde&Schwarz,FSV-30,1321.3008K30/103809,3.40

Test at TX 2402 MHz

RESULT: BT Classic Connection check					
Test Description	Lower Limit	Upper Limit	Measured	Unit	Verdict
Connection result	---	---	---	--	TCON

READ SA SETTINGS:	
RefLevel [dBm] | RefLevelOffset [dB] | InpAtt [dB]	4.58 | 10.49 | 10
Start [MHz] | Stop [MHz]	2400.700 | 2403.300
RBW [MHz] | VBW [MHz]	0.030000 | 0.100000
Detector | TraceMode	POS | MAXH
Sweep: Time [ms] | Count | Points per Section | Type	50 | 200 | 10001 | SWE

RESULT: TC_VM_FCC15247_Bandwidth_99PCT_20dB_DTS_FHSS_V01					
Test Description	Lower Limit	Upper Limit	Measured	Unit	Verdict
Bandwidth 99%	---	---	1173	kHz	Information
T1 99%	2400.000000	---	2401.4049	MHz	PASS
T2 99%	---	2483.500000	2402.5777	MHz	PASS

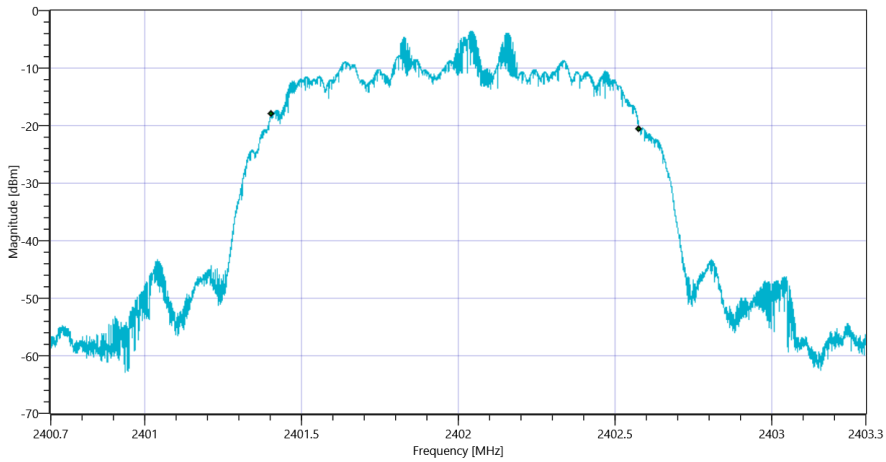

Plot_FCC Part 15.247 Bandwidth 99PCT-20dB ~ BT Classic EDR Pi-4DQPSK 99PCT_18102019_100700.png

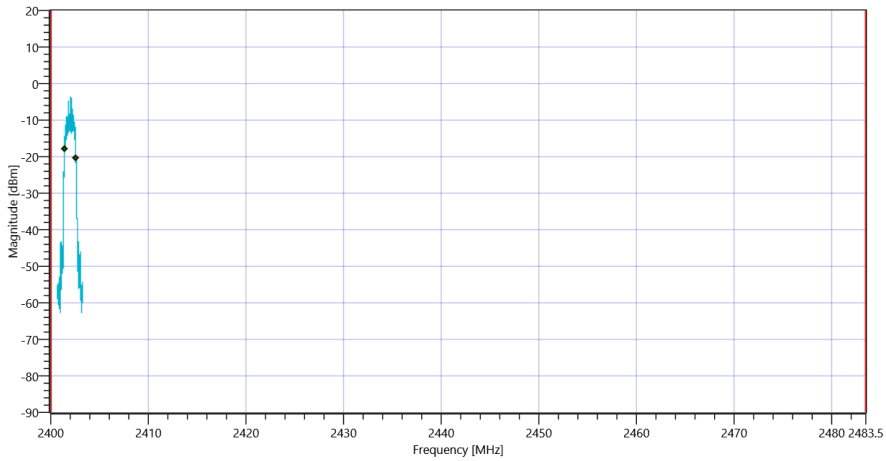

Plot_FCC Part 15.247 Bandwidth 99PCT-20dB ~ BT Classic EDR Pi-4DQPSK_18102019_100703.png

RESULT: TC_VM_FCC15247_Bandwidth_99PCT_20dB_DTS_FHSS_V01					
Test Description	Lower Limit	Upper Limit	Measured	Unit	Verdict
Bandwidth 20dB	---	---	1282	kHz	Information
T1 20dB	2400.000000	---	2401.3638	MHz	PASS

T2 20dB	---	2483.500000	2402.6456	MHz	PASS

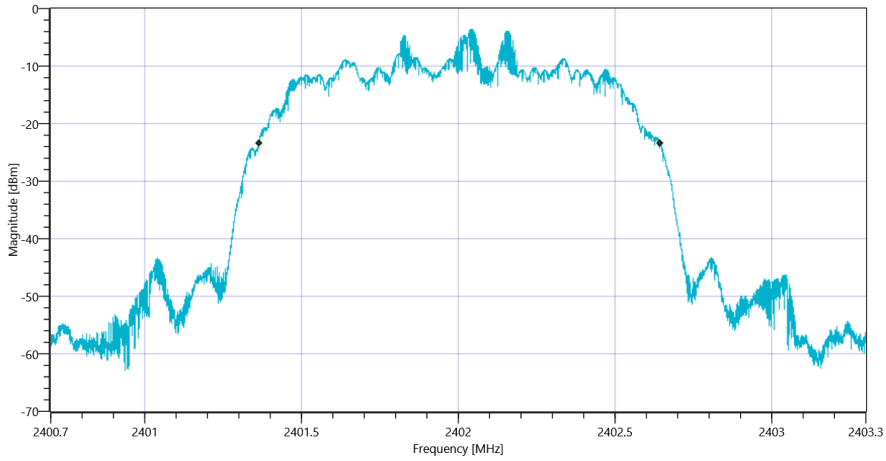

Plot_FCC Part 15.247 Bandwidth 99PCT-20dB ~ BT Classic EDR Pi-4DQPSK 20dB_18102019_100706.png

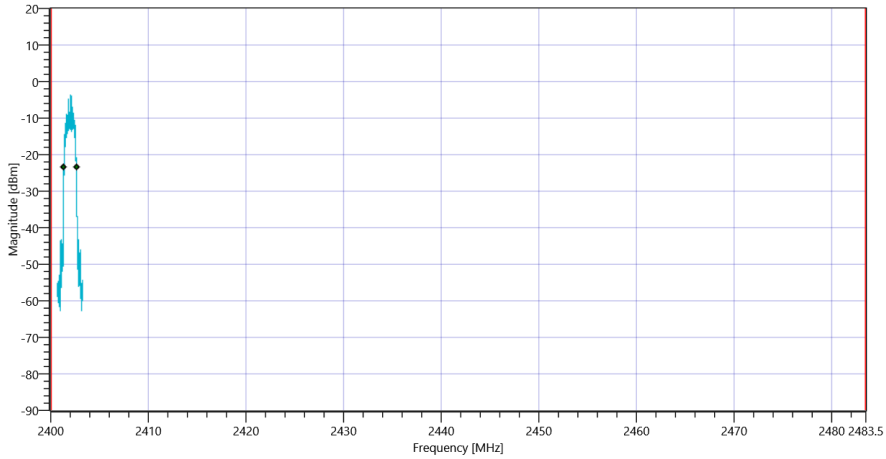

Plot_FCC Part 15.247 Bandwidth 99PCT-20dB ~ BT Classic EDR Pi-4DQPSK_18102019_100709.png

Test at TX 2441 MHz

RESULT: BT Classic Connection check					
Test Description	Lower Limit	Upper Limit	Measured	Unit	Verdict
Connection result	---	---	---	--	TCON

READ SA SETTINGS:	
RefLevel [dBm] | RefLevelOffset [dB] | InpAtt [dB]	5.70 | 10.61 | 15
Start [MHz] | Stop [MHz]	2439.700 | 2442.300
RBW [MHz] | VBW [MHz]	0.030000 | 0.100000
Detector | TraceMode	POS | MAXH
Sweep: Time [ms] | Count | Points per Section | Type	50 | 200 | 10001 | SWE

RESULT: TC_VM_FCC15247_Bandwidth_99PCT_20dB_DTS_FHSS_V01					
Test Description	Lower Limit	Upper Limit	Measured	Unit	Verdict
Bandwidth 99%	---	---	1175	kHz	Information
T1 99%	2400.000000	---	2440.4067	MHz	PASS
T2 99%	---	2483.500000	2441.5821	MHz	PASS

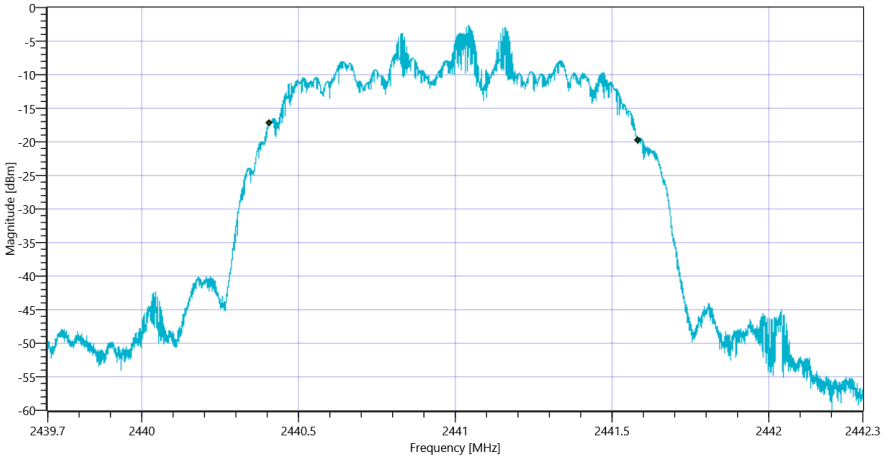

Plot_FCC Part 15.247 Bandwidth 99PCT-20dB ~ BT Classic EDR Pi-4DQPSK 99PCT_18102019_100734.png

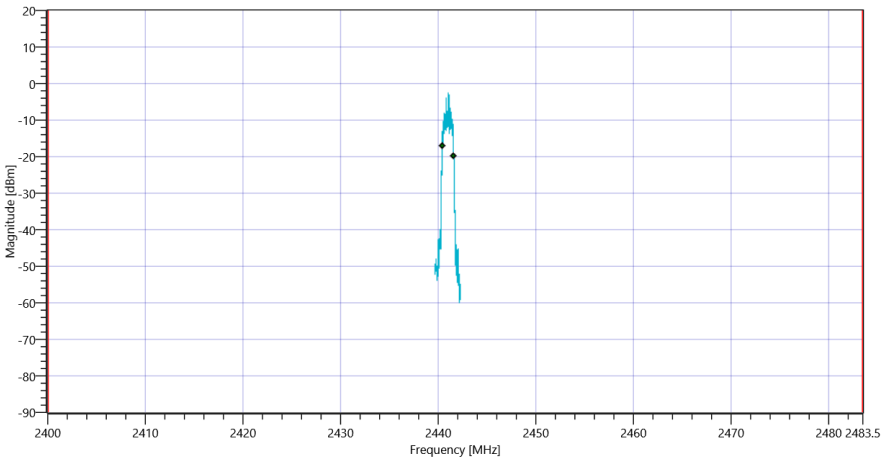

Plot_FCC Part 15.247 Bandwidth 99PCT-20dB ~ BT Classic EDR Pi-4DQPSK_18102019_100737.png

RESULT: TC_VM_FCC15247_Bandwidth_99PCT_20dB_DTS_FHSS_V01					
Test Description	Lower Limit	Upper Limit	Measured	Unit	Verdict
Bandwidth 20dB	---	---	1283	kHz	Information
T1 20dB	2400.000000	---	2440.3640	MHz	PASS

T2 20dB	---	2483.500000	2441.6466	MHz	PASS

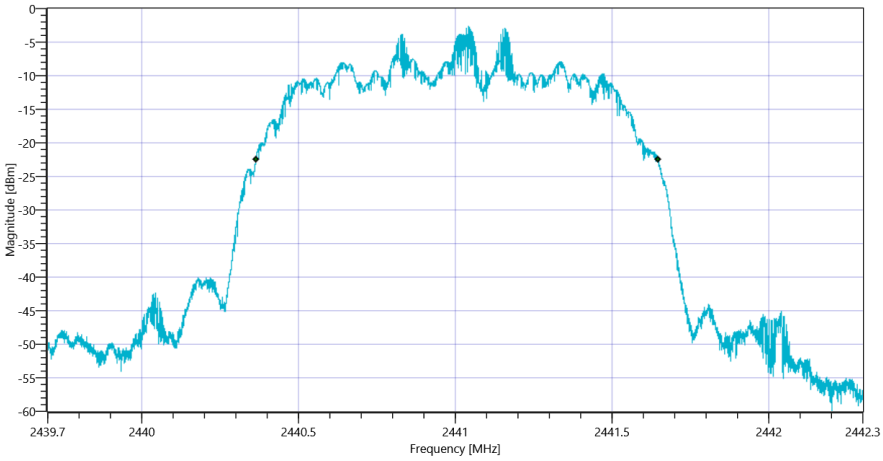

Plot_FCC Part 15.247 Bandwidth 99PCT-20dB ~ BT Classic EDR Pi-4DQPSK 20dB_18102019_100741.png

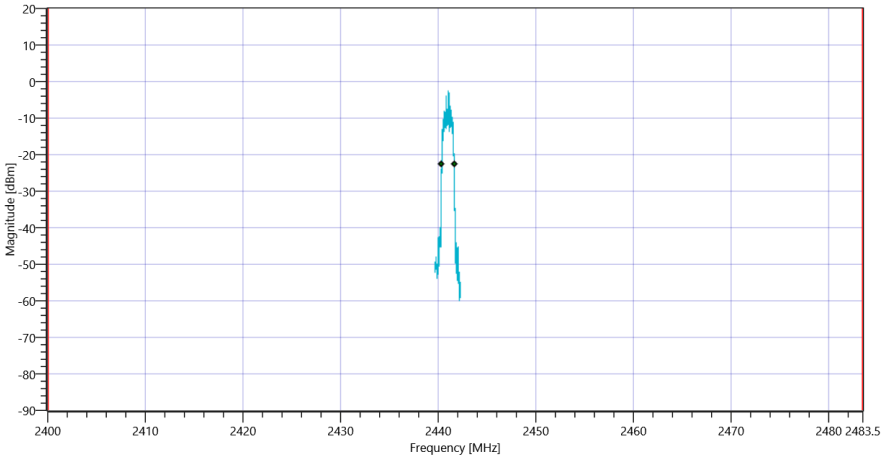

Plot_FCC Part 15.247 Bandwidth 99PCT-20dB ~ BT Classic EDR Pi-4DQPSK_18102019_100744.png

Test at TX 2480 MHz

RESULT: BT Classic Connection check					
Test Description	Lower Limit	Upper Limit	Measured	Unit	Verdict
Connection result	---	---	---	--	TCON

READ SA SETTINGS:	
RefLevel [dBm] | RefLevelOffset [dB] | InpAtt [dB]	5.25 | 10.66 | 10
Start [MHz] | Stop [MHz]	2478.700 | 2481.300
RBW [MHz] | VBW [MHz]	0.030000 | 0.100000
Detector | TraceMode	POS | MAXH
Sweep: Time [ms] | Count | Points per Section | Type	50 | 200 | 10001 | SWE

RESULT: TC_VM_FCC15247_Bandwidth_99PCT_20dB_DTS_FHSS_V01					
Test Description	Lower Limit	Upper Limit	Measured	Unit	Verdict
Bandwidth 99%	---	---	1177	kHz	Information
T1 99%	2400.000000	---	2479.4080	MHz	PASS
T2 99%	---	2483.500000	2480.5847	MHz	PASS

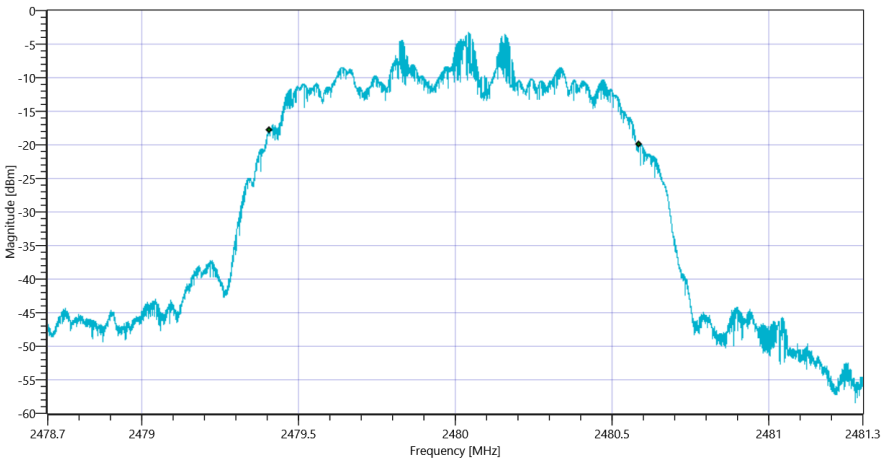

Plot_FCC Part 15.247 Bandwidth 99PCT-20dB ~ BT Classic EDR Pi-4DQPSK 99PCT_18102019_100810.png

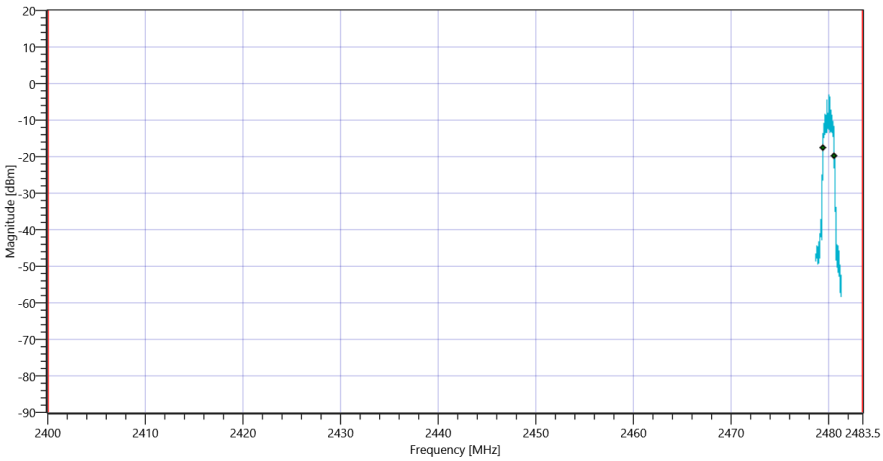

Plot_FCC Part 15.247 Bandwidth 99PCT-20dB ~ BT Classic EDR Pi-4DQPSK_18102019_100813.png

RESULT: TC_VM_FCC15247_Bandwidth_99PCT_20dB_DTS_FHSS_V01					
Test Description	Lower Limit	Upper Limit	Measured	Unit	Verdict
Bandwidth 20dB	---	---	1283	kHz	Information
T1 20dB	2400.000000	---	2479.3651	MHz	PASS

T2 20dB	---	2483.500000	2480.6479	MHz	PASS

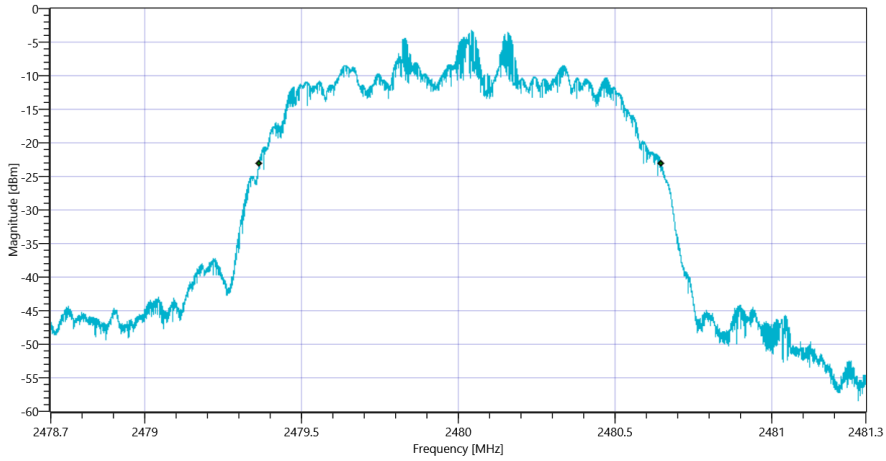

Plot_FCC Part 15.247 Bandwidth 99PCT-20dB ~ BT Classic EDR Pi-4DQPSK 20dB_18102019_100817.png

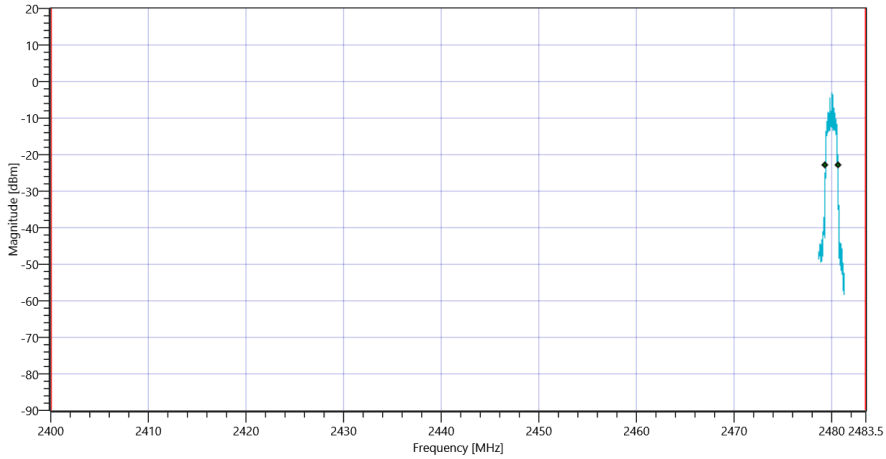

Plot_FCC Part 15.247 Bandwidth 99PCT-20dB ~ BT Classic EDR Pi-4DQPSK_18102019_100820.png

TEST FINISHED		
General Verdict	18.10.2019 10:08:20 / RT: 113 s	PASS

8. FCC Part 15.247 Bandwidth 99PCT-20dB ~ BT Classic EDR 8DPSK

Test References	
TC Start	18.10.2019 11:39:55
System Version	1.0.0.21
Test Specification	FCC Part 15.247
Test Method	
Class / TC Version / TC ID	TC_VM_FCC15247_Bandwidth_99PCT_20dB_DTS_FHSS_V01 Version: 0.0.2 | TCID_FCC15247_2
My Description	FCC 15.247 Bandwidth 99PCT - 20dB FHSS - BT Classic EDR 8DPSK
Add. Information	

Test Parameter	
Technology to test	BT Classic EDR 8DPSK
Antenna Port used	1
Temperature	mid
Voltage	mid
Frequency low to test	True | Freq [MHz] 2402
Frequency mid to test	True | Freq [MHz] 2441
Frequency high to test	True | Freq [MHz] 2480
Switched Path	IUT - SignalingUnit - SpectrumAnalyzer
Devices in use	SigBT: Rohde&Schwarz,CMW,1201.0002k75/100683,3.7.70 | SA: Rohde&Schwarz,FSV-30,1321.3008K30/103809,3.40

Test at TX 2402 MHz

RESULT: BT Classic Connection check					
Test Description	Lower Limit	Upper Limit	Measured	Unit	Verdict
Connection result	---	---	---	--	TCON

READ SA SETTINGS:	
RefLevel [dBm] | RefLevelOffset [dB] | InpAtt [dB]	4.73 | 10.49 | 10
Start [MHz] | Stop [MHz]	2400.700 | 2403.300
RBW [MHz] | VBW [MHz]	0.030000 | 0.100000
Detector | TraceMode	POS | MAXH
Sweep: Time [ms] | Count | Points per Section | Type	50 | 200 | 10001 | SWE

RESULT: TC_VM_FCC15247_Bandwidth_99PCT_20dB_DTS_FHSS_V01					
Test Description	Lower Limit	Upper Limit	Measured	Unit	Verdict
Bandwidth 99%	---	---	1170	kHz	Information
T1 99%	2400.000000	---	2401.4096	MHz	PASS
T2 99%	---	2483.500000	2402.5792	MHz	PASS

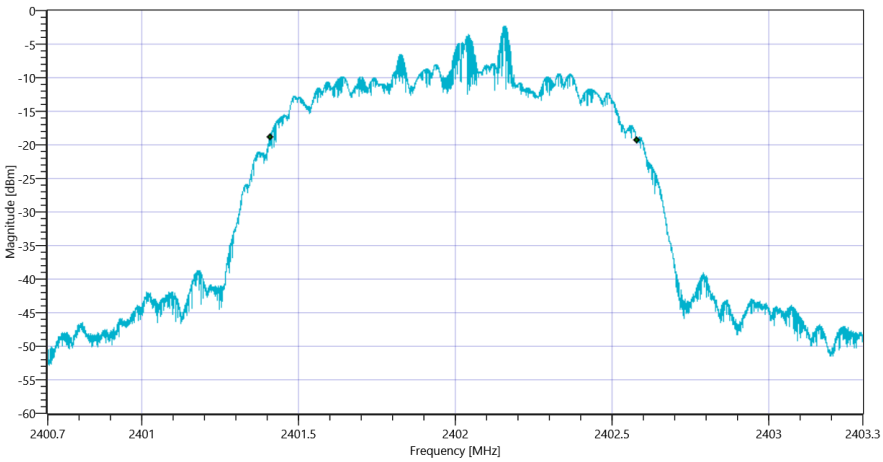

Plot_FCC Part 15.247 Bandwidth 99PCT-20dB ~ BT Classic EDR 8DPSK 99PCT_18102019_114028.png

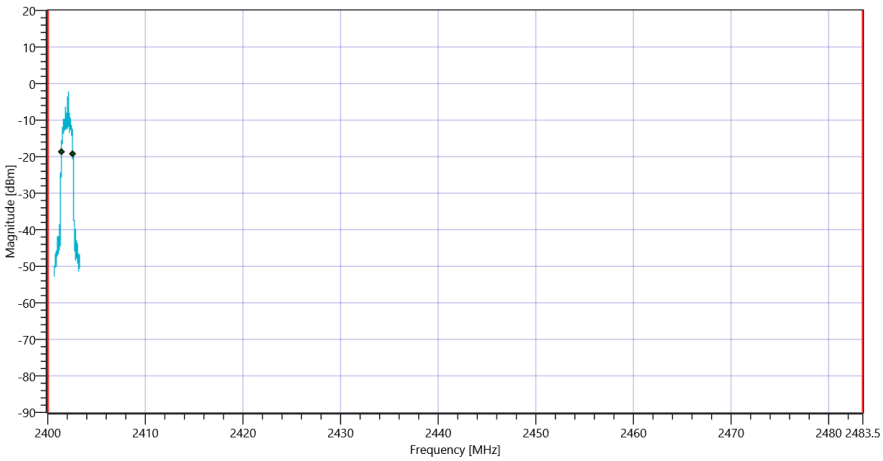

Plot_FCC Part 15.247 Bandwidth 99PCT-20dB ~ BT Classic EDR 8DPSK_18102019_114031.png

RESULT: TC_VM_FCC15247_Bandwidth_99PCT_20dB_DTS_FHSS_V01					
Test Description	Lower Limit	Upper Limit	Measured	Unit	Verdict
Bandwidth 20dB	---	---	1253	kHz	Information
T1 20dB	2400.000000	---	2401.3594	MHz	PASS

T2 20dB	---	2483.500000	2402.6120	MHz	PASS

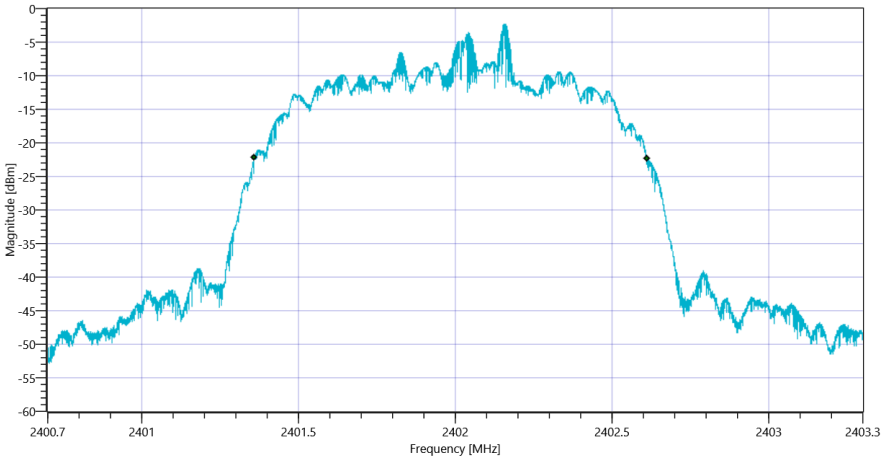

Plot_FCC Part 15.247 Bandwidth 99PCT-20dB ~ BT Classic EDR 8DPSK 20dB_18102019_114035.png

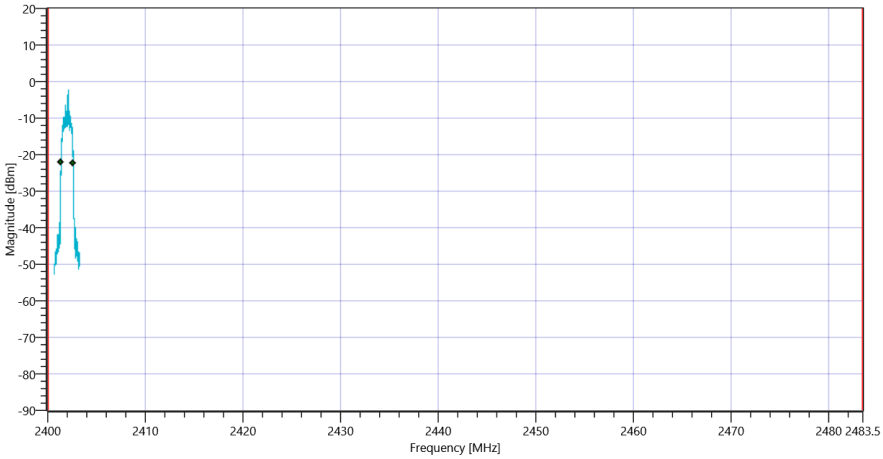

Plot_FCC Part 15.247 Bandwidth 99PCT-20dB ~ BT Classic EDR 8DPSK_18102019_114037.png

Test at TX 2441 MHz

RESULT: BT Classic Connection check					
Test Description	Lower Limit	Upper Limit	Measured	Unit	Verdict
Connection result	---	---	---	--	TCON

READ SA SETTINGS:	
RefLevel [dBm] | RefLevelOffset [dB] | InpAtt [dB]	5.64 | 10.61 | 15
Start [MHz] | Stop [MHz]	2439.700 | 2442.300
RBW [MHz] | VBW [MHz]	0.030000 | 0.100000
Detector | TraceMode	POS | MAXH
Sweep: Time [ms] | Count | Points per Section | Type	50 | 200 | 10001 | SWE

RESULT: TC_VM_FCC15247_Bandwidth_99PCT_20dB_DTS_FHSS_V01					
Test Description	Lower Limit	Upper Limit	Measured	Unit	Verdict
Bandwidth 99%	---	---	1173	kHz	Information
T1 99%	2400.000000	---	2440.4112	MHz	PASS
T2 99%	---	2483.500000	2441.5844	MHz	PASS

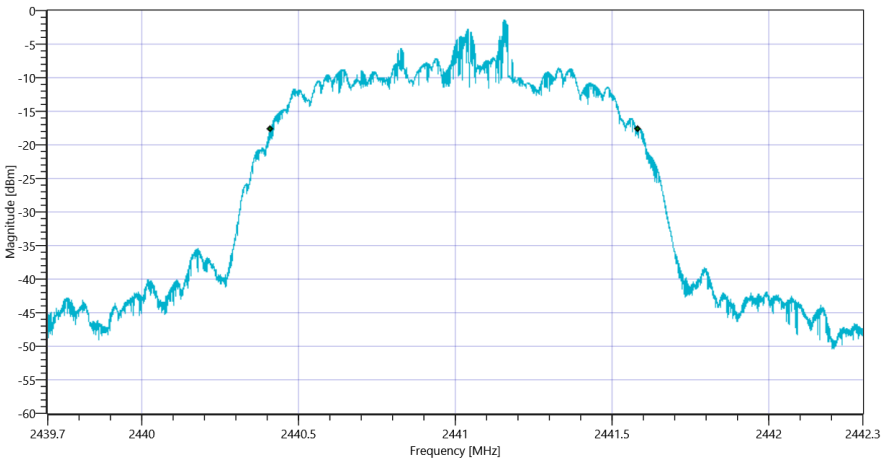

Plot_FCC Part 15.247 Bandwidth 99PCT-20dB ~ BT Classic EDR 8DPSK 99PCT_18102019_114103.png

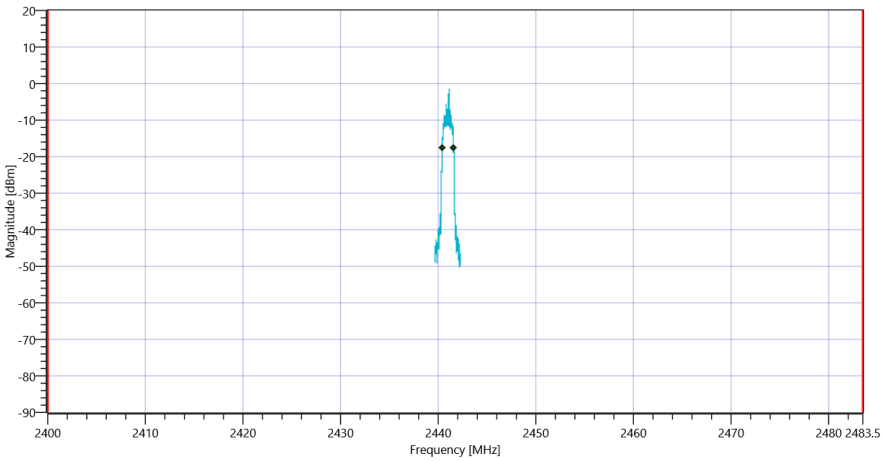

Plot_FCC Part 15.247 Bandwidth 99PCT-20dB ~ BT Classic EDR 8DPSK_18102019_114106.png

RESULT: TC_VM_FCC15247_Bandwidth_99PCT_20dB_DTS_FHSS_V01					
Test Description	Lower Limit	Upper Limit	Measured	Unit	Verdict
Bandwidth 20dB	---	---	1255	kHz	Information
T1 20dB	2400.000000	---	2440.3630	MHz	PASS

T2 20dB	---	2483.500000	2441.6175	MHz	PASS

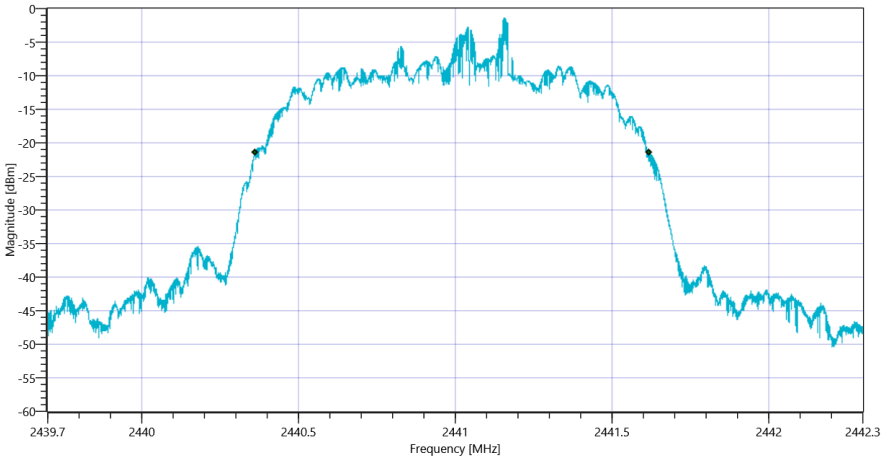

Plot_FCC Part 15.247 Bandwidth 99PCT-20dB ~ BT Classic EDR 8DPSK 20dB_18102019_114110.png

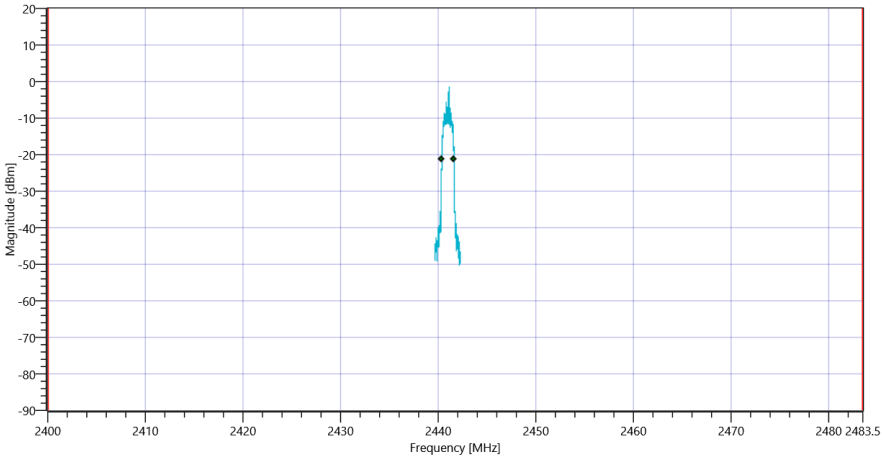

Plot_FCC Part 15.247 Bandwidth 99PCT-20dB ~ BT Classic EDR 8DPSK_18102019_114113.png

Test at TX 2480 MHz

RESULT: BT Classic Connection check					
Test Description	Lower Limit	Upper Limit	Measured	Unit	Verdict
Connection result	---	---	---	--	TCON

READ SA SETTINGS:	
RefLevel [dBm] | RefLevelOffset [dB] | InpAtt [dB]	4.63 | 10.66 | 10
Start [MHz] | Stop [MHz]	2478.700 | 2481.300
RBW [MHz] | VBW [MHz]	0.030000 | 0.100000
Detector | TraceMode	POS | MAXH
Sweep: Time [ms] | Count | Points per Section | Type	50 | 200 | 10001 | SWE

RESULT: TC_VM_FCC15247_Bandwidth_99PCT_20dB_DTS_FHSS_V01					
Test Description	Lower Limit	Upper Limit	Measured	Unit	Verdict
Bandwidth 99%	---	---	1176	kHz	Information
T1 99%	2400.000000	---	2479.4119	MHz	PASS
T2 99%	---	2483.500000	2480.5878	MHz	PASS

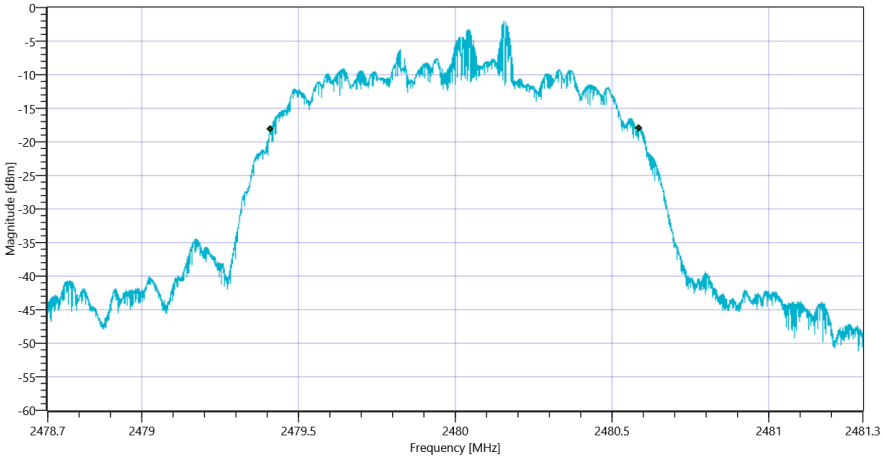

Plot_FCC Part 15.247 Bandwidth 99PCT-20dB ~ BT Classic EDR 8DPSK 99PCT_18102019_114138.png

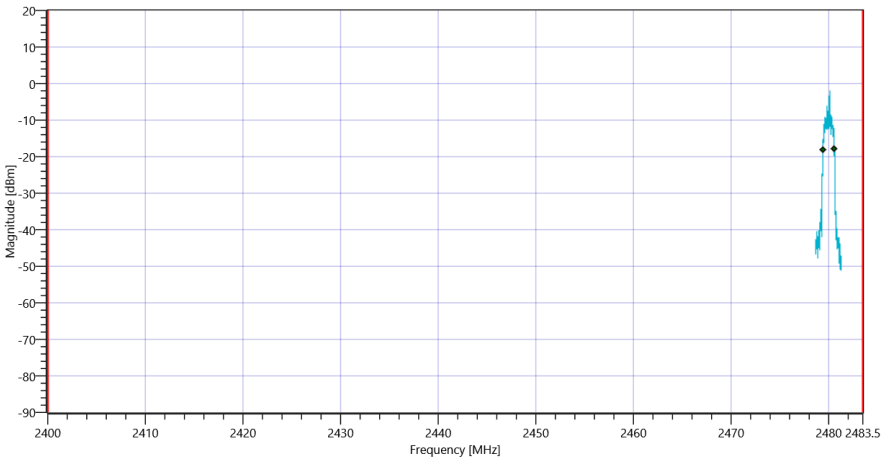

Plot_FCC Part 15.247 Bandwidth 99PCT-20dB ~ BT Classic EDR 8DPSK_18102019_114141.png

RESULT: TC_VM_FCC15247_Bandwidth_99PCT_20dB_DTS_FHSS_V01					
Test Description	Lower Limit	Upper Limit	Measured	Unit	Verdict
Bandwidth 20dB	---	---	1256	kHz	Information
T1 20dB	2400.000000	---	2479.3664	MHz	PASS

T2 20dB	---	2483.500000	2480.6227	MHz	PASS

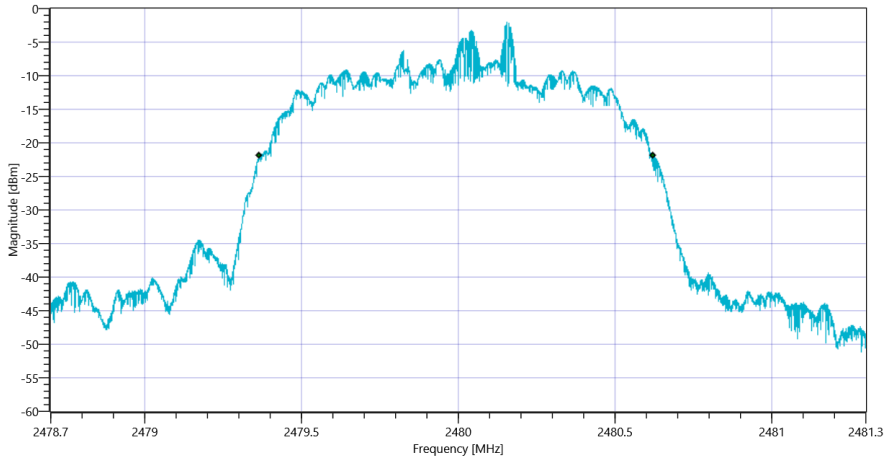

Plot_FCC Part 15.247 Bandwidth 99PCT-20dB ~ BT Classic EDR 8DPSK 20dB_18102019_114145.png

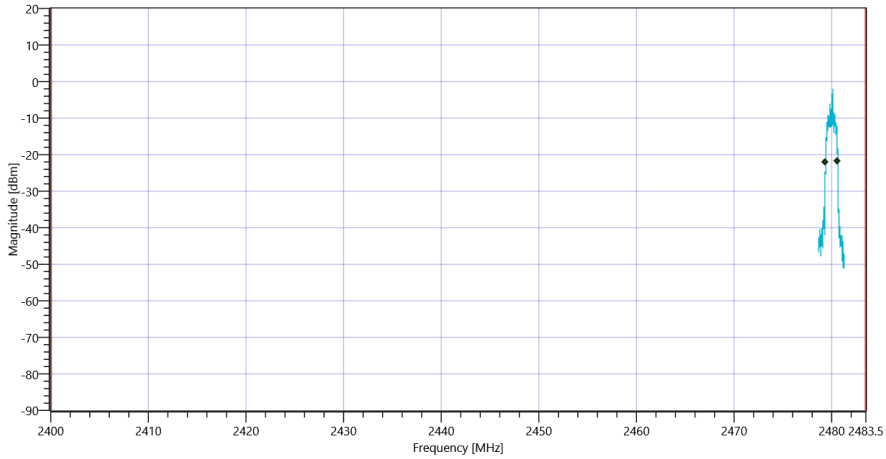

Plot_FCC Part 15.247 Bandwidth 99PCT-20dB ~ BT Classic EDR 8DPSK_18102019_114148.png

TEST FINISHED		
General Verdict	18.10.2019 11:41:49 / RT: 113 s	PASS

9. FCC Part 15.247 Maximum Peak Conducted Output Power FHSS ~ BT Classic Basic rate

Test References	
TC Start	18.10.2019 08:50:19
System Version	1.0.0.21
Test Specification	FCC Part 15.247
Test Method	
Class / TC Version / TC ID	TC_VM_FCC15247_Maximum_Peak_Conducted_Output_Power_FHSS_V01 Version: 0.0.1 | TCID_FCC15247_4
My Description	FCC 15.247 Maximum Peak Output Power Conducted FHSS - BT Classic Basic Rate
Add. Information	

Test Parameter	
Technology to test	BT Classic Basic rate
Antenna Port used	1
Temperature	mid
Voltage	mid
Frequency low to test	True | Freq [MHz] 2402
Frequency mid to test	True | Freq [MHz] 2441
Frequency high to test	True | Freq [MHz] 2480
Switched Path	IUT - SignalingUnit - SpectrumAnalyzer
Devices in use	SigBT: Rohde&Schwarz,CMW,1201.0002k75/100683,3.7.70 | SA: Rohde&Schwarz,FSV-30,1321.3008K30/103809,3.40

Test at TX 2402 MHz

RESULT: BT Classic Connection check					
Test Description	Lower Limit	Upper Limit	Measured	Unit	Verdict
Connection result	---	---	---	--	TCON

READ SA SETTINGS:	
RefLevel [dBm] | RefLevelOffset [dB] | InpAtt [dB]	7.79 | 10.49 | 15
Start [MHz] | Stop [MHz]	2399.500 | 2404.500
RBW [MHz] | VBW [MHz]	3.000000 | 10.000000
Detector | TraceMode	POS | MAXH
Sweep: Time [ms] | Count | Points per Section | Type	1000 | 10 | 1001 | SWE

RESULT: TC_VM_FCC15247_Maximum_Peak_Conducted_Output_Power_FHSS_V01					
Test Description	Lower Limit	Upper Limit	Measured	Unit	Verdict
Peak Power	---	30.00	-2.13	dBm	PASS
Peak Power	---	1000	0.61235	mW	PASS
Frequency at Peak	---	---	2401.9	MHz	Information

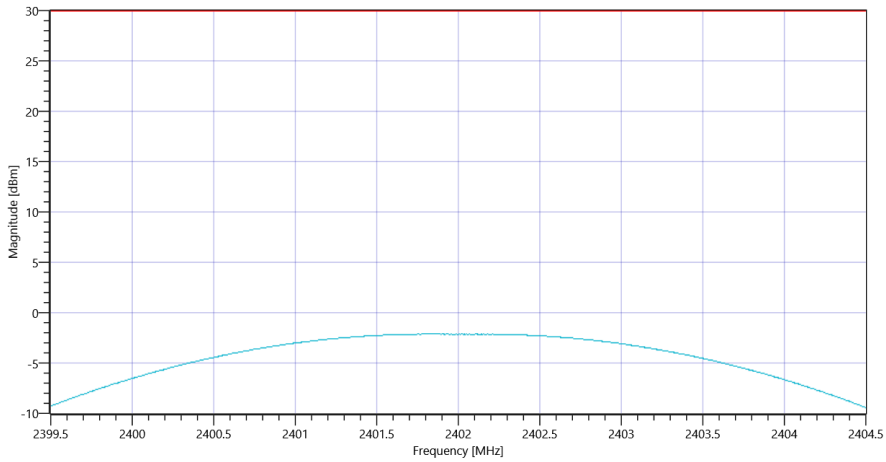

Plot_FCC Part 15.247 Maximum Peak Conducted Output Power FHSS ~ BT Classic Basic rate_18102019_085053.png

Test at TX 2441 MHz

RESULT: BT Classic Connection check					
Test Description	Lower Limit	Upper Limit	Measured	Unit	Verdict
Connection result	---	---	---	--	TCON

READ SA SETTINGS:	
RefLevel [dBm] | RefLevelOffset [dB] | InpAtt [dB]	8.81 | 10.61 | 15
Start [MHz] | Stop [MHz]	2438.500 | 2443.500
RBW [MHz] | VBW [MHz]	3.000000 | 10.000000
Detector | TraceMode	POS | MAXH
Sweep: Time [ms] | Count | Points per Section | Type	1000 | 10 | 1001 | SWE

RESULT: TC_VM_FCC15247_Maximum_Peak_Conducted_Output_Power_FHSS_V01					
Test Description	Lower Limit	Upper Limit	Measured	Unit	Verdict
Peak Power	---	30.00	-1.1	dBm	PASS
Peak Power	---	1000	0.776247	mW	PASS
Frequency at Peak	---	---	2441.15	MHz	Information

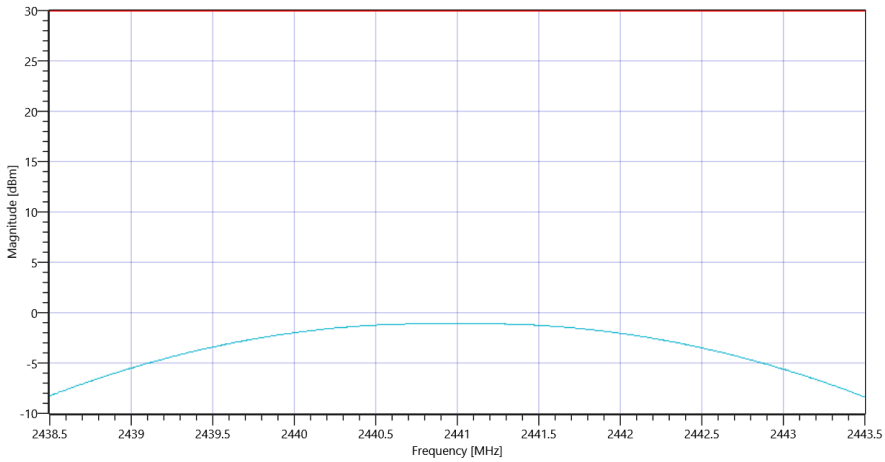

Plot_FCC Part 15.247 Maximum Peak Conducted Output Power FHSS ~ BT Classic Basic rate_18102019_085117.png

Test at TX 2480 MHz

RESULT: BT Classic Connection check					
Test Description	Lower Limit	Upper Limit	Measured	Unit	Verdict
Connection result	---	---	---	--	TCON

READ SA SETTINGS:	
RefLevel [dBm] | RefLevelOffset [dB] | InpAtt [dB]	8.39 | 10.66 | 15
Start [MHz] | Stop [MHz]	2477.500 | 2482.500
RBW [MHz] | VBW [MHz]	3.000000 | 10.000000
Detector | TraceMode	POS | MAXH
Sweep: Time [ms] | Count | Points per Section | Type	1000 | 10 | 1001 | SWE

RESULT: TC_VM_FCC15247_Maximum_Peak_Conducted_Output_Power_FHSS_V01					
Test Description	Lower Limit	Upper Limit	Measured	Unit	Verdict
Peak Power	---	30.00	-1.56	dBm	PASS
Peak Power	---	1000	0.698232	mW	PASS
Frequency at Peak	---	---	2480.13	MHz	Information

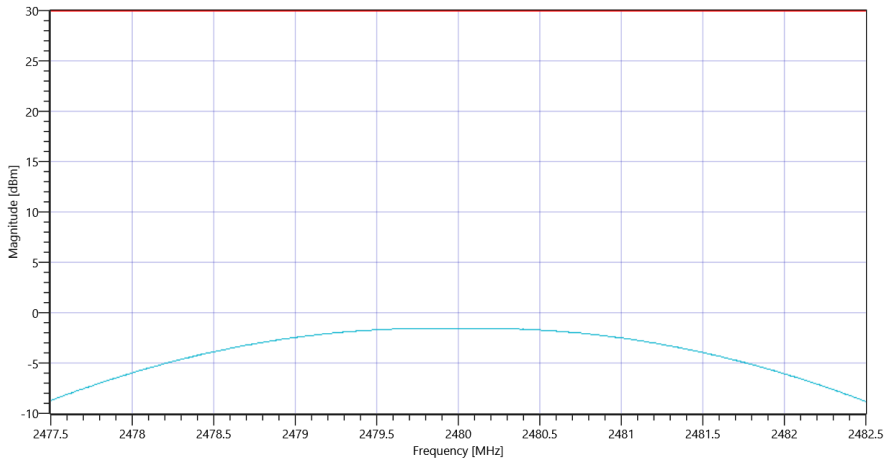

Plot_FCC Part 15.247 Maximum Peak Conducted Output Power FHSS ~ BT Classic Basic rate_18102019_085141.png

TEST FINISHED		
General Verdict	18.10.2019 08:51:41 / RT: 81 s	PASS

10. FCC Part 15.247 Maximum Peak Conducted Output Power FHSS ~ BT Classic EDR Pi/4DQPSK

Test References	
TC Start	18.10.2019 10:02:09
System Version	1.0.0.21
Test Specification	FCC Part 15.247
Test Method	
Class / TC Version / TC ID	TC_VM_FCC15247_Maximum_Peak_Conducted_Output_Power_FHSS_V01 Version: 0.0.1 | TCID_FCC15247_4
My Description	FCC 15.247 Maximum Peak Output Power Conducted FHSS - BT Classic EDR Pi/4DQPSK
Add. Information	

Test Parameter	
Technology to test	BT Classic EDR Pi/4DQPSK
Antenna Port used	1
Temperature	mid
Voltage	mid
Frequency low to test	True | Freq [MHz] 2402
Frequency mid to test	True | Freq [MHz] 2441
Frequency high to test	True | Freq [MHz] 2480
Switched Path	IUT - SignalingUnit - SpectrumAnalyzer
Devices in use	SigBT: Rohde&Schwarz,CMW,1201.0002k75/100683,3.7.70 | SA: Rohde&Schwarz,FSV-30,1321.3008K30/103809,3.40

Test at TX 2402 MHz

RESULT: BT Classic Connection check					
Test Description	Lower Limit	Upper Limit	Measured	Unit	Verdict
Connection result	---	---	---	--	TCON

READ SA SETTINGS:	
RefLevel [dBm] | RefLevelOffset [dB] | InpAtt [dB]	9.53 | 10.49 | 15
Start [MHz] | Stop [MHz]	2398.750 | 2405.250
RBW [MHz] | VBW [MHz]	3.000000 | 10.000000
Detector | TraceMode	POS | MAXH
Sweep: Time [ms] | Count | Points per Section | Type	1000 | 10 | 1001 | SWE

RESULT: TC_VM_FCC15247_Maximum_Peak_Conducted_Output_Power_FHSS_V01					
Test Description	Lower Limit	Upper Limit	Measured	Unit	Verdict
Peak Power	---	30.00	0.7	dBm	PASS
Peak Power	---	1000	1.174898	mW	PASS
Frequency at Peak	---	---	2401.844	MHz	Information

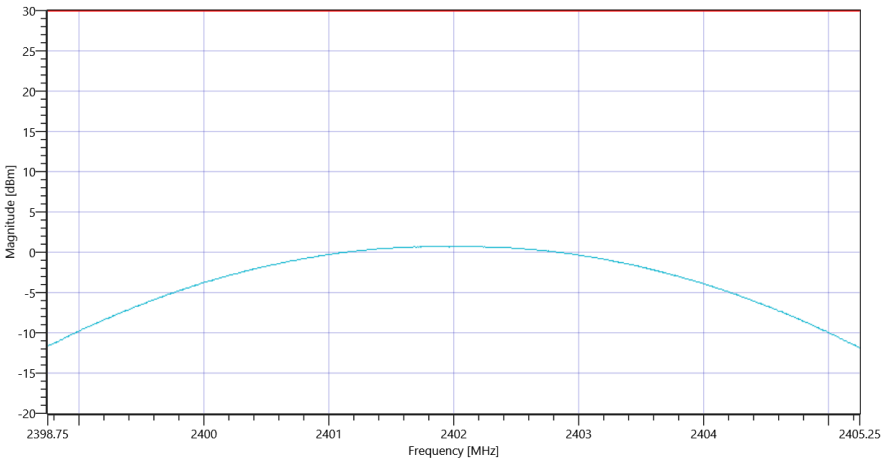

Plot_FCC Part 15.247 Maximum Peak Conducted Output Power FHSS ~ BT Classic EDR Pi-4DQPSK_18102019_100242.png

Test at TX 2441 MHz

RESULT: BT Classic Connection check					
Test Description	Lower Limit	Upper Limit	Measured	Unit	Verdict
Connection result	---	---	---	--	TCON

READ SA SETTINGS:	
RefLevel [dBm] | RefLevelOffset [dB] | InpAtt [dB]	10.81 | 10.61 | 20
Start [MHz] | Stop [MHz]	2437.750 | 2444.250
RBW [MHz] | VBW [MHz]	3.000000 | 10.000000
Detector | TraceMode	POS | MAXH
Sweep: Time [ms] | Count | Points per Section | Type	1000 | 10 | 1001 | SWE

RESULT: TC_VM_FCC15247_Maximum_Peak_Conducted_Output_Power_FHSS_V01					
Test Description	Lower Limit	Upper Limit	Measured	Unit	Verdict
Peak Power	---	30.00	1.88	dBm	PASS
Peak Power	---	1000	1.5417	mW	PASS
Frequency at Peak	---	---	2440.89	MHz	Information

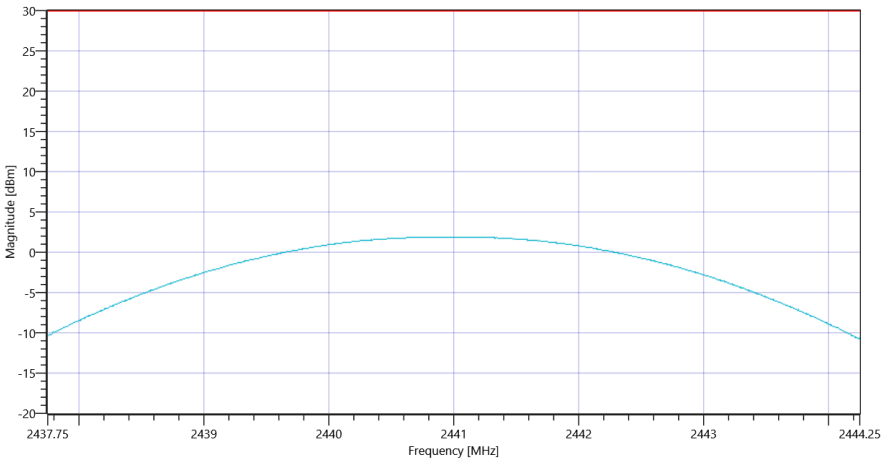

Plot_FCC Part 15.247 Maximum Peak Conducted Output Power FHSS ~ BT Classic EDR Pi-4DQPSK_18102019_100306.png

Test at TX 2480 MHz

RESULT: BT Classic Connection check					
Test Description	Lower Limit	Upper Limit	Measured	Unit	Verdict
Connection result	---	---	---	--	TCON

READ SA SETTINGS:	
RefLevel [dBm] | RefLevelOffset [dB] | InpAtt [dB]	9.67 | 10.66 | 15
Start [MHz] | Stop [MHz]	2476.750 | 2483.250
RBW [MHz] | VBW [MHz]	3.000000 | 10.000000
Detector | TraceMode	POS | MAXH
Sweep: Time [ms] | Count | Points per Section | Type	1000 | 10 | 1001 | SWE

RESULT: TC_VM_FCC15247_Maximum_Peak_Conducted_Output_Power_FHSS_V01					
Test Description	Lower Limit	Upper Limit	Measured	Unit	Verdict
Peak Power	---	30.00	1.24	dBm	PASS
Peak Power	---	1000	1.330454	mW	PASS
Frequency at Peak	---	---	2480.026	MHz	Information

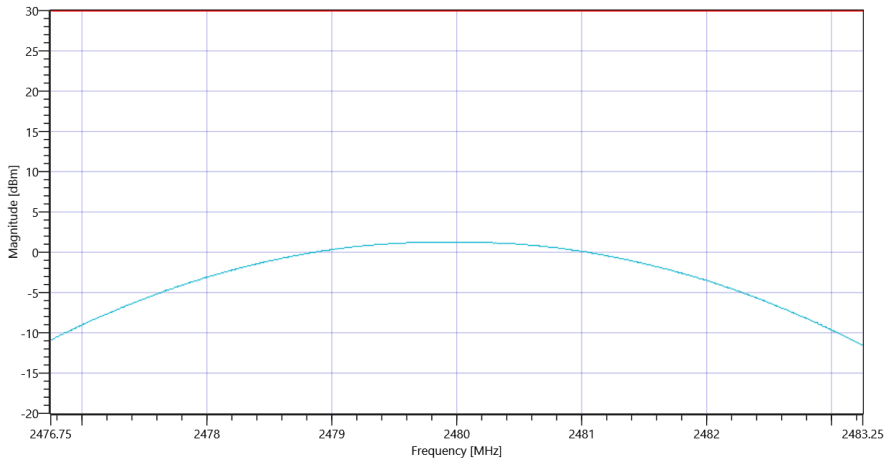

Plot_FCC Part 15.247 Maximum Peak Conducted Output Power FHSS ~ BT Classic EDR Pi-4DQPSK_18102019_100331.png

TEST FINISHED		
General Verdict	18.10.2019 10:03:31 / RT: 81 s	PASS

11. FCC Part 15.247 Maximum Peak Conducted Output Power FHSS ~ BT Classic EDR 8DPSK

Test References	
TC Start	18.10.2019 11:36:27
System Version	1.0.0.21
Test Specification	FCC Part 15.247
Test Method	
Class / TC Version / TC ID	TC_VM_FCC15247_Maximum_Peak_Conducted_Output_Power_FHSS_V01 Version: 0.0.1 | TCID_FCC15247_4
My Description	FCC 15.247 Maximum Peak Output Power Conducted FHSS - BT Classic EDR 8DPSK
Add. Information	

Test Parameter	
Technology to test	BT Classic EDR 8DPSK
Antenna Port used	1
Temperature	mid
Voltage	mid
Frequency low to test	True | Freq [MHz] 2402
Frequency mid to test	True | Freq [MHz] 2441
Frequency high to test	True | Freq [MHz] 2480
Switched Path	IUT - SignalingUnit - SpectrumAnalyzer
Devices in use	SigBT: Rohde&Schwarz,CMW,1201.0002k75/100683,3.7.70 | SA: Rohde&Schwarz,FSV-30,1321.3008K30/103809,3.40

Test at TX 2402 MHz

RESULT: BT Classic Connection check					
Test Description	Lower Limit	Upper Limit	Measured	Unit	Verdict
Connection result	---	---	---	--	TCON

READ SA SETTINGS:	
RefLevel [dBm] | RefLevelOffset [dB] | InpAtt [dB]	9.55 | 10.49 | 15
Start [MHz] | Stop [MHz]	2398.750 | 2405.250
RBW [MHz] | VBW [MHz]	3.000000 | 10.000000
Detector | TraceMode	POS | MAXH
Sweep: Time [ms] | Count | Points per Section | Type	1000 | 10 | 1001 | SWE

RESULT: TC_VM_FCC15247_Maximum_Peak_Conducted_Output_Power_FHSS_V01					
Test Description	Lower Limit	Upper Limit	Measured	Unit	Verdict
Peak Power	---	30.00	0.97	dBm	PASS
Peak Power	---	1000	1.250259	mW	PASS
Frequency at Peak	---	---	2402.046	MHz	Information

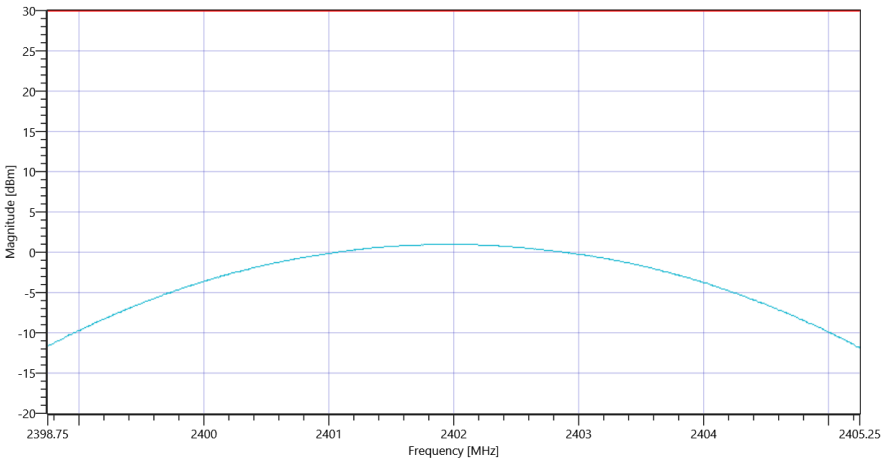

Plot_FCC Part 15.247 Maximum Peak Conducted Output Power FHSS ~ BT Classic EDR 8DPSK_18102019_113700.png

Test at TX 2441 MHz

RESULT: BT Classic Connection check					
Test Description	Lower Limit	Upper Limit	Measured	Unit	Verdict
Connection result	---	---	---	--	TCON

READ SA SETTINGS:	
RefLevel [dBm] | RefLevelOffset [dB] | InpAtt [dB]	10.54 | 10.61 | 15
Start [MHz] | Stop [MHz]	2437.750 | 2444.250
RBW [MHz] | VBW [MHz]	3.000000 | 10.000000
Detector | TraceMode	POS | MAXH
Sweep: Time [ms] | Count | Points per Section | Type	1000 | 10 | 1001 | SWE

RESULT: TC_VM_FCC15247_Maximum_Peak_Conducted_Output_Power_FHSS_V01					
Test Description	Lower Limit	Upper Limit	Measured	Unit	Verdict
Peak Power	---	30.00	2.09	dBm	PASS
Peak Power	---	1000	1.61808	mW	PASS
Frequency at Peak	---	---	2440.954	MHz	Information

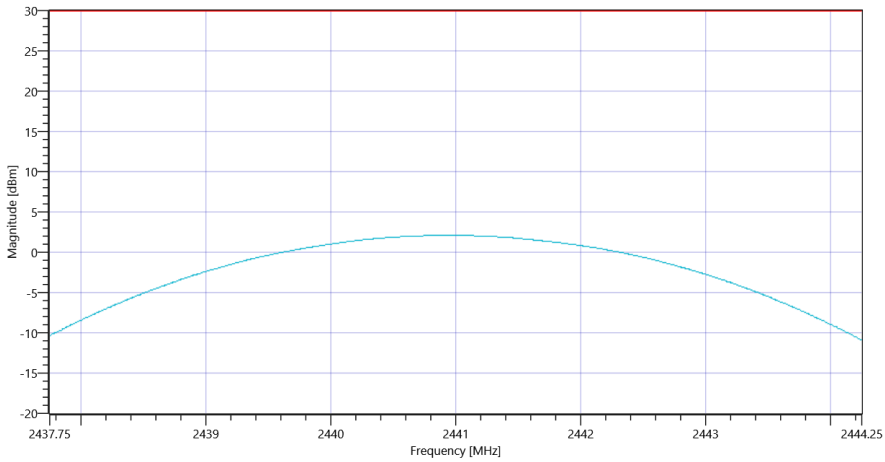

Plot_FCC Part 15.247 Maximum Peak Conducted Output Power FHSS ~ BT Classic EDR 8DPSK_18102019_113725.png

Test at TX 2480 MHz

RESULT: BT Classic Connection check					
Test Description	Lower Limit	Upper Limit	Measured	Unit	Verdict
Connection result	---	---	---	--	TCON

READ SA SETTINGS:	
RefLevel [dBm] | RefLevelOffset [dB] | InpAtt [dB]	10.16 | 10.66 | 15
Start [MHz] | Stop [MHz]	2476.750 | 2483.250
RBW [MHz] | VBW [MHz]	3.000000 | 10.000000
Detector | TraceMode	POS | MAXH
Sweep: Time [ms] | Count | Points per Section | Type	1000 | 10 | 1001 | SWE

RESULT: TC_VM_FCC15247_Maximum_Peak_Conducted_Output_Power_FHSS_V01					
Test Description	Lower Limit	Upper Limit	Measured	Unit	Verdict
Peak Power	---	30.00	1.53	dBm	PASS
Peak Power	---	1000	1.422329	mW	PASS
Frequency at Peak	---	---	2479.942	MHz	Information

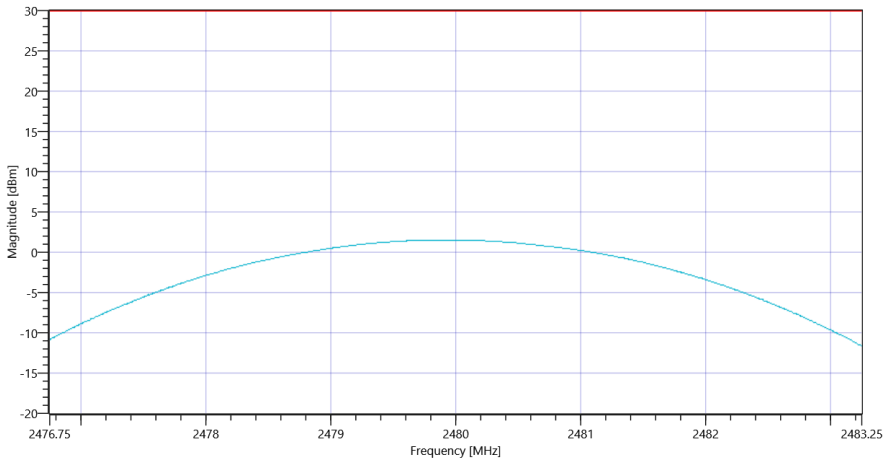

Plot_FCC Part 15.247 Maximum Peak Conducted Output Power FHSS ~ BT Classic EDR 8DPSK_18102019_113749.png

TEST FINISHED		
General Verdict	18.10.2019 11:37:49 / RT: 81 s	PASS

12. FCC Part 15.247 TX Spurious Conduced ~ BT Classic Basic rate

Test References	
TC Start	18.10.2019 09:41:33
System Version	1.0.0.21
Test Specification	FCC Part 15.247
Test Method	IF DTS then 8.5 DTS emissions in non-restricted frequency bands: Subclause 11.11 of ANSI C63.10 is applicable.
Class / TC Version / TC ID	TC_VM_FCC15247_TX_Emissions_Conducted_V01 Version: 0.0.1 | TCID_FCC15247_8
My Description	FCC 15.247 TX Emissions Conducted FHSS - BT Classic Basic Rate
Add. Information	

Test Parameter	
Technology to test	BT Classic Basic rate
Antenna Port used	1
Temperature	mid
Voltage	mid
Frequency low to test	True | Freq [MHz] 2402
Frequency mid to test	False | Freq [MHz] 2441
Frequency high to test	False | Freq [MHz] 2480
Switched Path	IUT - SignalingUnit - SpectrumAnalyzer
Devices in use	SigBT: Rohde&Schwarz,CMW,1201.0002k75/100683,3.7.70 | SA: Rohde&Schwarz,FSV-30,1321.3008K30/103809,3.40

Test at TX 2402 MHz

RESULT: BT Classic Connection check					
Test Description	Lower Limit	Upper Limit	Measured	Unit	Verdict
Connection result	---	---	---	--	TCON

READ SA SETTINGS:	
RefLevel [dBm] | RefLevelOffset [dB] | InpAtt [dB]	3.21 | 0 | 20
Start [MHz] | Stop [MHz]	24530.000 | 25030.000
RBW [MHz] | VBW [MHz]	0.100000 | 0.300000
Detector | TraceMode	POS | MAXH
Sweep: Time [ms] | Count | Points per Section | Type	500 | 8 | 3001 | SWE

RESULT: TC_VM_FCC15247_TX_Emissions_Conducted_V01					
Test Description	Lower Limit	Upper Limit	Measured	Unit	Verdict
Reference @ 2402.17 MHz	---	---	-2.48	dBm	Information
No peaks detected	---	---			PASS

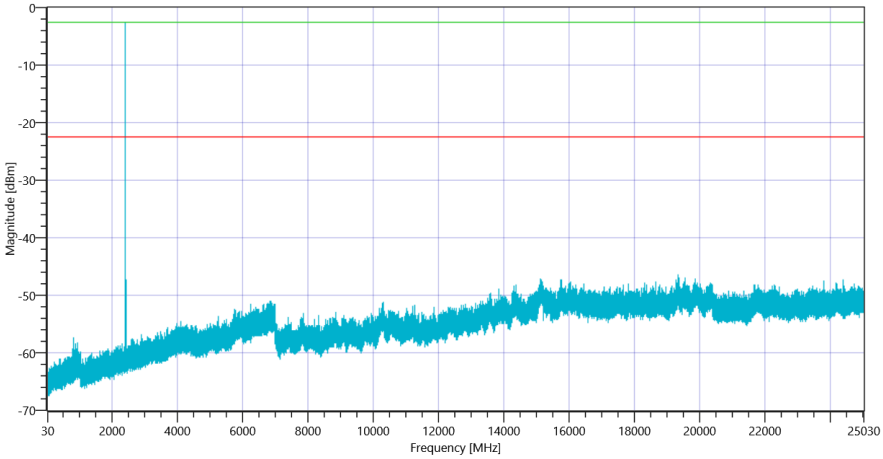

Plot_FCC Part 15.247 TX Spurious Conduced ~ BT Classic Basic rate 2402_18102019_094621.png

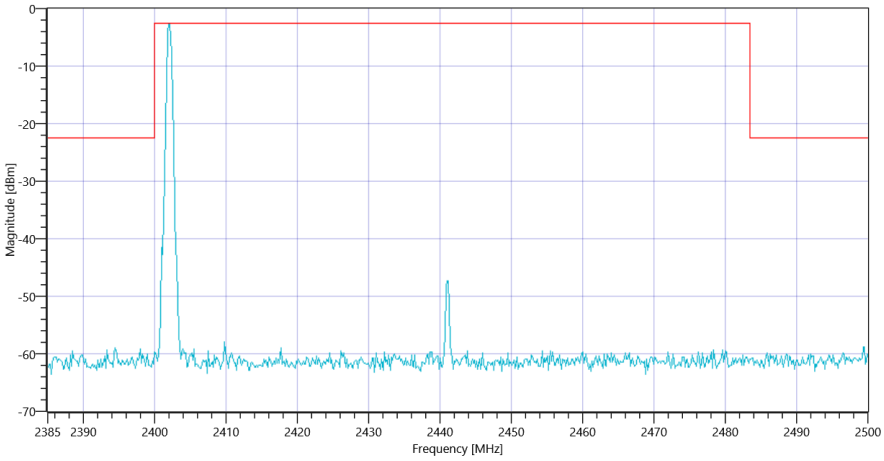

Plot_FCC Part 15.247 TX Spurious Conduced ~ BT Classic Basic rate 2402_18102019_094624.png

TEST FINISHED		
General Verdict	18.10.2019 09:46:25 / RT: 291 s	PASS

13. FCC Part 15.247 TX Spurious Conduced ~ BT Classic Basic rate

Test References	
TC Start	18.10.2019 09:46:29
System Version	1.0.0.21
Test Specification	FCC Part 15.247
Test Method	IF DTS then 8.5 DTS emissions in non-restricted frequency bands: Subclause 11.11 of ANSI C63.10 is applicable.
Class / TC Version / TC ID	TC_VM_FCC15247_TX_Emissions_Conducted_V01 Version: 0.0.1 | TCID_FCC15247_8
My Description	FCC 15.247 TX Emissions Conducted FHSS - BT Classic Basic Rate
Add. Information	

Test Parameter	
Technology to test	BT Classic Basic rate
Antenna Port used	1
Temperature	mid
Voltage	mid
Frequency low to test	False | Freq [MHz] 2402
Frequency mid to test	True | Freq [MHz] 2441
Frequency high to test	False | Freq [MHz] 2480
Switched Path	IUT - SignalingUnit - SpectrumAnalyzer
Devices in use	SigBT: Rohde&Schwarz,CMW,1201.0002k75/100683,3.7.70 | SA: Rohde&Schwarz,FSV-30,1321.3008K30/103809,3.40

Test at TX 2441 MHz

RESULT: BT Classic Connection check					
Test Description	Lower Limit	Upper Limit	Measured	Unit	Verdict
Connection result	---	---	---	--	TCON

READ SA SETTINGS:	
RefLevel [dBm] | RefLevelOffset [dB] | InpAtt [dB]	4.27 | 0 | 20
Start [MHz] | Stop [MHz]	24530.000 | 25030.000
RBW [MHz] | VBW [MHz]	0.100000 | 0.300000
Detector | TraceMode	POS | MAXH
Sweep: Time [ms] | Count | Points per Section | Type	500 | 8 | 3001 | SWE

RESULT: TC_VM_FCC15247_TX_Emissions_Conducted_V01					
Test Description	Lower Limit	Upper Limit	Measured	Unit	Verdict
Reference @ 2441.17 MHz	---	---	-1.81	dBm	Information
No peaks detected	---	---			PASS

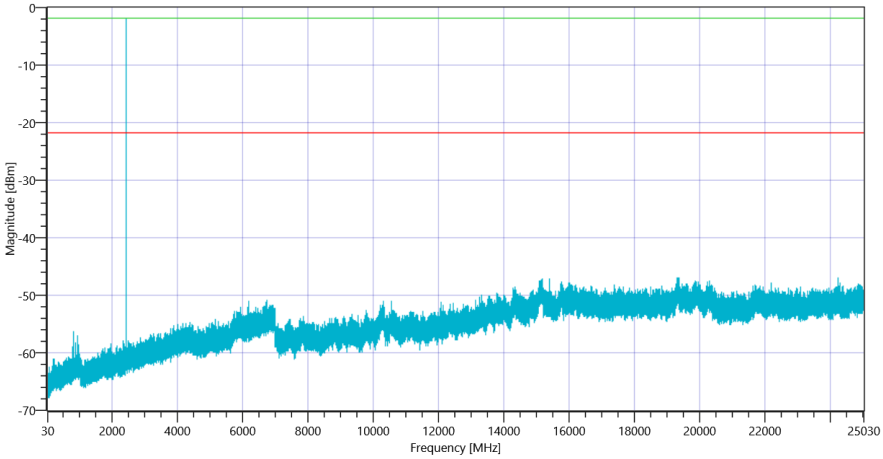

Plot_FCC Part 15.247 TX Spurious Conduced ~ BT Classic Basic rate 2441_18102019_095117.png

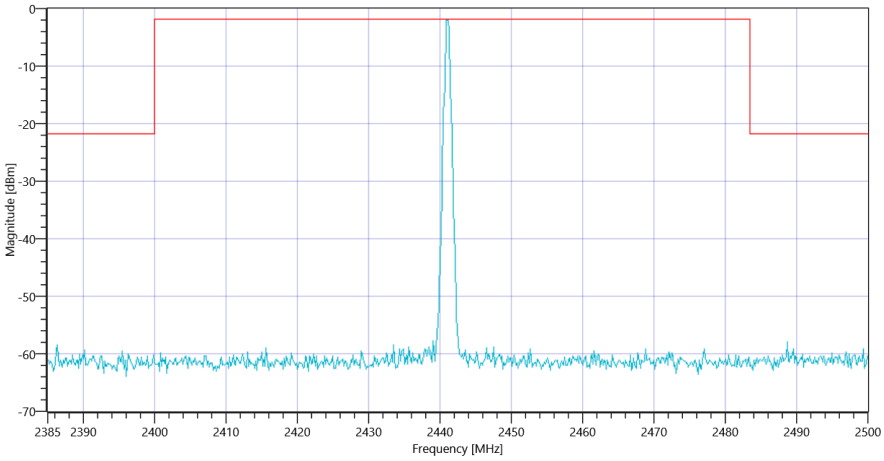

Plot_FCC Part 15.247 TX Spurious Conduced ~ BT Classic Basic rate 2441_18102019_095119.png

TEST FINISHED		
General Verdict	18.10.2019 09:51:20 / RT: 291 s	PASS

14. FCC Part 15.247 TX Spurious Conduced ~ BT Classic Basic rate

Test References	
TC Start	18.10.2019 09:52:16
System Version	1.0.0.21
Test Specification	FCC Part 15.247
Test Method	IF DTS then 8.5 DTS emissions in non-restricted frequency bands: Subclause 11.11 of ANSI C63.10 is applicable.
Class / TC Version / TC ID	TC_VM_FCC15247_TX_Emissions_Conducted_V01 Version: 0.0.1 | TCID_FCC15247_8
My Description	FCC 15.247 TX Emissions Conducted FHSS - BT Classic Basic Rate
Add. Information	

Test Parameter	
Technology to test	BT Classic Basic rate
Antenna Port used	1
Temperature	mid
Voltage	mid
Frequency low to test	False | Freq [MHz] 2402
Frequency mid to test	False | Freq [MHz] 2441
Frequency high to test	True | Freq [MHz] 2480
Switched Path	IUT - SignalingUnit - SpectrumAnalyzer
Devices in use	SigBT: Rohde&Schwarz,CMW,1201.0002k75/100683,3.7.70 | SA: Rohde&Schwarz,FSV-30,1321.3008K30/103809,3.40

Test at TX 2480 MHz

RESULT: BT Classic Connection check					
Test Description	Lower Limit	Upper Limit	Measured	Unit	Verdict
Connection result	---	---	---	--	TCON

READ SA SETTINGS:	
RefLevel [dBm] | RefLevelOffset [dB] | InpAtt [dB]	3.93 | 0 | 20
Start [MHz] | Stop [MHz]	24530.000 | 25030.000
RBW [MHz] | VBW [MHz]	0.100000 | 0.300000
Detector | TraceMode	POS | MAXH
Sweep: Time [ms] | Count | Points per Section | Type	500 | 8 | 3001 | SWE

RESULT: TC_VM_FCC15247_TX_Emissions_Conducted_V01					
Test Description	Lower Limit	Upper Limit	Measured	Unit	Verdict
Reference @ 2480.17 MHz	---	---	-2.38	dBm	Information
No peaks detected	---	---			PASS

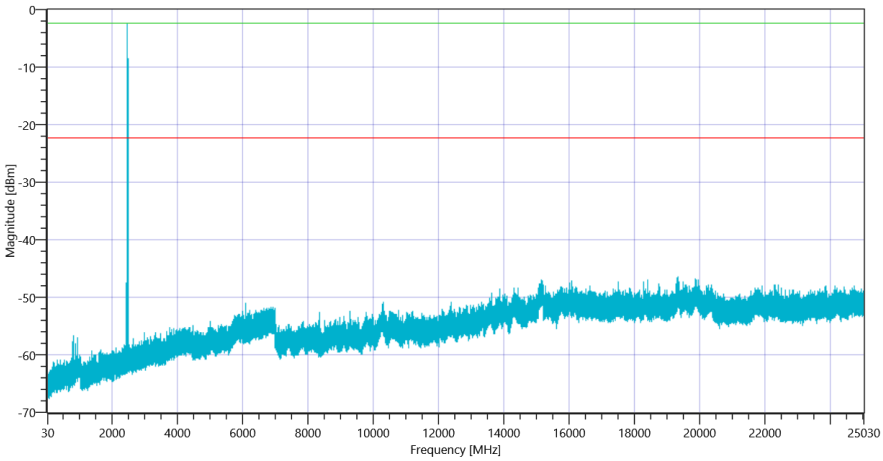

Plot_FCC Part 15.247 TX Spurious Conduced ~ BT Classic Basic rate 2480_18102019_095702.png

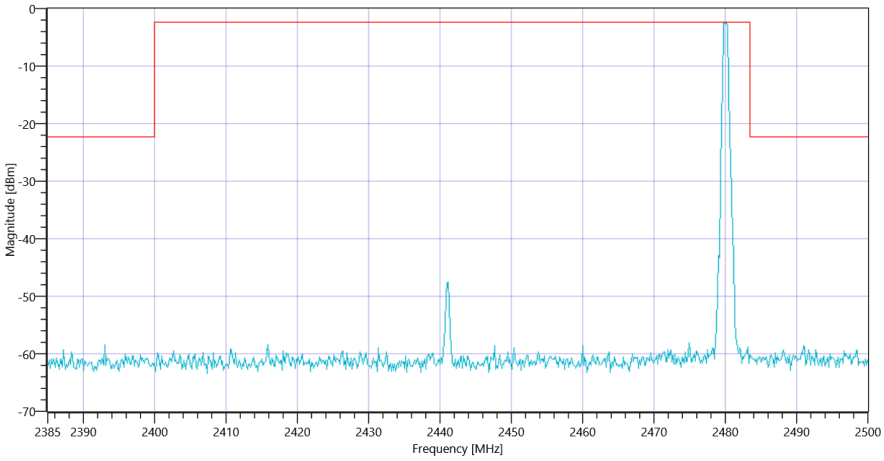

Plot_FCC Part 15.247 TX Spurious Conduced ~ BT Classic Basic rate 2480_18102019_095705.png

TEST FINISHED		
General Verdict	18.10.2019 09:57:06 / RT: 289 s	PASS

15. FCC Part 15.247 TX Spurious Conduced ~ BT Classic EDR Pi/4DQPSK

Test References	
TC Start	18.10.2019 10:12:24
System Version	1.0.0.21
Test Specification	FCC Part 15.247
Test Method	IF DTS then 8.5 DTS emissions in non-restricted frequency bands: Subclause 11.11 of ANSI C63.10 is applicable.
Class / TC Version / TC ID	TC_VM_FCC15247_TX_Emissions_Conducted_V01 Version: 0.0.1 | TCID_FCC15247_8
My Description	FCC 15.247 TX Emissions Conducted FHSS - BT Classic EDR Pi/4DQPSK
Add. Information	

Test Parameter	
Technology to test	BT Classic EDR Pi/4DQPSK
Antenna Port used	1
Temperature	mid
Voltage	mid
Frequency low to test	True | Freq [MHz] 2402
Frequency mid to test	False | Freq [MHz] 2441
Frequency high to test	False | Freq [MHz] 2480
Switched Path	IUT - SignalingUnit - SpectrumAnalyzer
Devices in use	SigBT: Rohde&Schwarz,CMW,1201.0002k75/100683,3.7.70 | SA: Rohde&Schwarz,FSV-30,1321.3008K30/103809,3.40

Test at TX 2402 MHz

RESULT: BT Classic Connection check					
Test Description	Lower Limit	Upper Limit	Measured	Unit	Verdict
Connection result	---	---	---	--	TCON

READ SA SETTINGS:	
RefLevel [dBm] | RefLevelOffset [dB] | InpAtt [dB]	5.16 | 0 | 25
Start [MHz] | Stop [MHz]	24530.000 | 25030.000
RBW [MHz] | VBW [MHz]	0.100000 | 0.300000
Detector | TraceMode	POS | MAXH
Sweep: Time [ms] | Count | Points per Section | Type	500 | 8 | 3001 | SWE

RESULT: TC_VM_FCC15247_TX_Emissions_Conducted_V01					
Test Description	Lower Limit	Upper Limit	Measured	Unit	Verdict
Reference @ 2401.83 MHz	---	---	-2.23	dBm	Information
No peaks detected	---	---			PASS

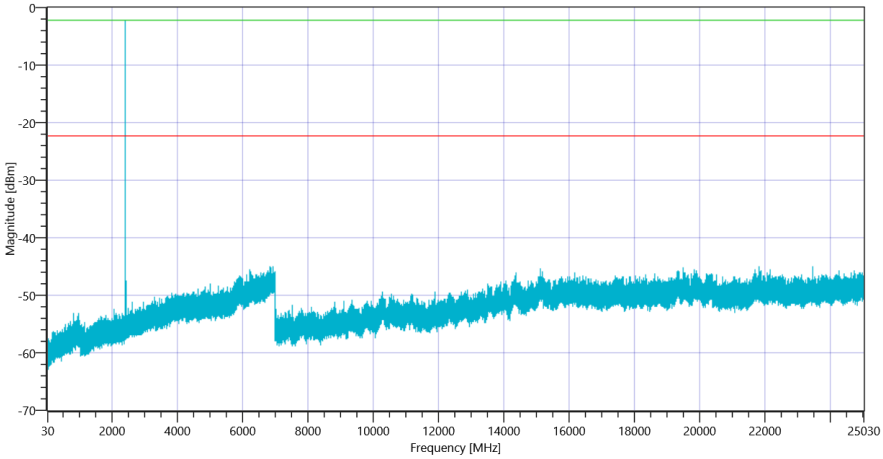

Plot_FCC Part 15.247 TX Spurious Conduced ~ BT Classic EDR Pi-4DQPSK 2402_18102019_101715.png

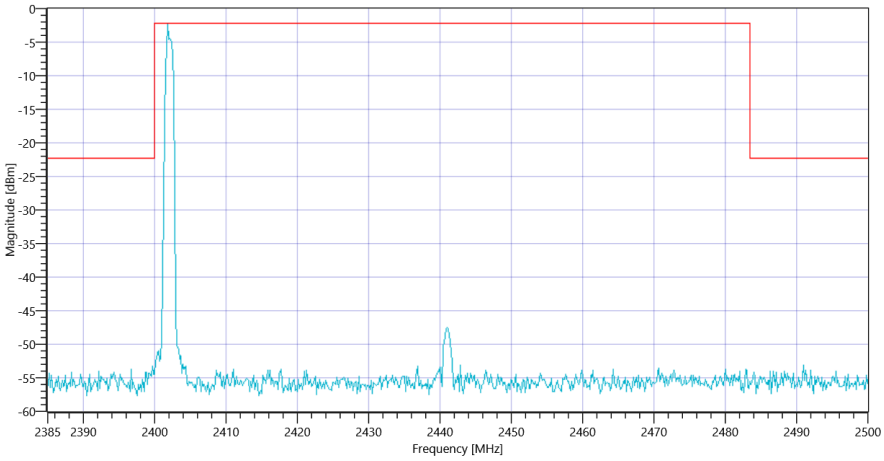

Plot_FCC Part 15.247 TX Spurious Conduced ~ BT Classic EDR Pi-4DQPSK 2402_18102019_101718.png

TEST FINISHED		
General Verdict	18.10.2019 10:17:19 / RT: 295 s	PASS

16. FCC Part 15.247 TX Spurious Conduced ~ BT Classic EDR Pi/4DQPSK

Test References	
TC Start	18.10.2019 10:17:23
System Version	1.0.0.21
Test Specification	FCC Part 15.247
Test Method	IF DTS then 8.5 DTS emissions in non-restricted frequency bands: Subclause 11.11 of ANSI C63.10 is applicable.
Class / TC Version / TC ID	TC_VM_FCC15247_TX_Emissions_Conducted_V01 Version: 0.0.1 | TCID_FCC15247_8
My Description	FCC 15.247 TX Emissions Conducted FHSS - BT Classic EDR Pi/4DQPSK
Add. Information	

Test Parameter	
Technology to test	BT Classic EDR Pi/4DQPSK
Antenna Port used	1
Temperature	mid
Voltage	mid
Frequency low to test	False | Freq [MHz] 2402
Frequency mid to test	True | Freq [MHz] 2441
Frequency high to test	False | Freq [MHz] 2480
Switched Path	IUT - SignalingUnit - SpectrumAnalyzer
Devices in use	SigBT: Rohde&Schwarz,CMW,1201.0002k75/100683,3.7.70 | SA: Rohde&Schwarz,FSV-30,1321.3008K30/103809,3.40

Test at TX 2441 MHz

RESULT: BT Classic Connection check					
Test Description	Lower Limit	Upper Limit	Measured	Unit	Verdict
Connection result	---	---	---	--	TCON

READ SA SETTINGS:	
RefLevel [dBm] | RefLevelOffset [dB] | InpAtt [dB]	5.77 | 0 | 25
Start [MHz] | Stop [MHz]	24530.000 | 25030.000
RBW [MHz] | VBW [MHz]	0.100000 | 0.300000
Detector | TraceMode	POS | MAXH
Sweep: Time [ms] | Count | Points per Section | Type	500 | 8 | 3001 | SWE

RESULT: TC_VM_FCC15247_TX_Emissions_Conducted_V01					
Test Description	Lower Limit	Upper Limit	Measured	Unit	Verdict
Reference @ 2441.00 MHz	---	---	-3.71	dBm	Information
No peaks detected	---	---			PASS

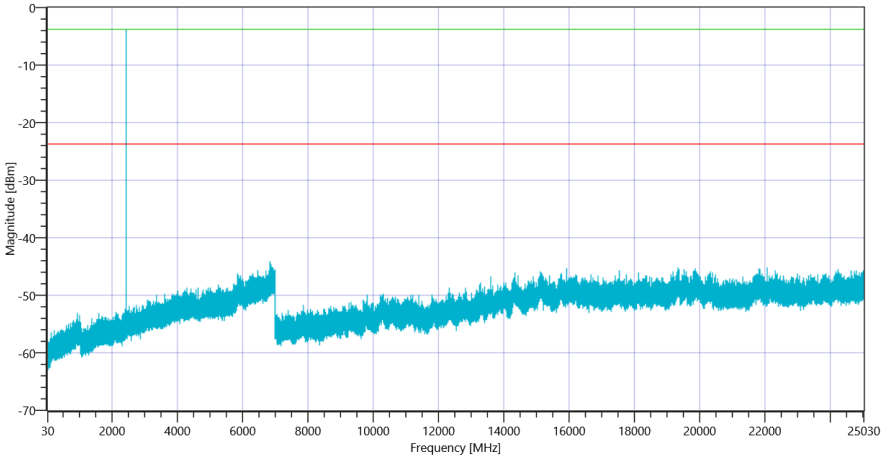

Plot_FCC Part 15.247 TX Spurious Conduced ~ BT Classic EDR Pi-4DQPSK 2441_18102019_102214.png

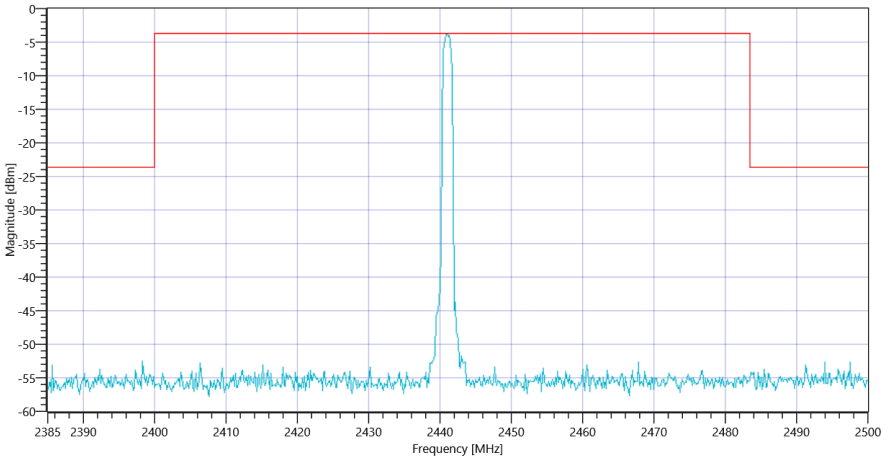

Plot_FCC Part 15.247 TX Spurious Conduced ~ BT Classic EDR Pi-4DQPSK 2441_18102019_102216.png

TEST FINISHED		
General Verdict	18.10.2019 10:22:17 / RT: 294 s	PASS

17. FCC Part 15.247 TX Spurious Conduced ~ BT Classic EDR Pi/4DQPSK

Test References	
TC Start	18.10.2019 10:23:11
System Version	1.0.0.21
Test Specification	FCC Part 15.247
Test Method	IF DTS then 8.5 DTS emissions in non-restricted frequency bands: Subclause 11.11 of ANSI C63.10 is applicable.
Class / TC Version / TC ID	TC_VM_FCC15247_TX_Emissions_Conducted_V01 Version: 0.0.1 | TCID_FCC15247_8
My Description	FCC 15.247 TX Emissions Conducted FHSS - BT Classic EDR Pi/4DQPSK
Add. Information	

Test Parameter	
Technology to test	BT Classic EDR Pi/4DQPSK
Antenna Port used	1
Temperature	mid
Voltage	mid
Frequency low to test	False | Freq [MHz] 2402
Frequency mid to test	False | Freq [MHz] 2441
Frequency high to test	True | Freq [MHz] 2480
Switched Path	IUT - SignalingUnit - SpectrumAnalyzer
Devices in use	SigBT: Rohde&Schwarz,CMW,1201.0002k75/100683,3.7.70 | SA: Rohde&Schwarz,FSV-30,1321.3008K30/103809,3.40

Test at TX 2480 MHz

RESULT: BT Classic Connection check					
Test Description	Lower Limit	Upper Limit	Measured	Unit	Verdict
Connection result	---	---	---	--	TCON

READ SA SETTINGS:	
RefLevel [dBm] | RefLevelOffset [dB] | InpAtt [dB]	4.87 | 0 | 20
Start [MHz] | Stop [MHz]	24530.000 | 25030.000
RBW [MHz] | VBW [MHz]	0.100000 | 0.300000
Detector | TraceMode	POS | MAXH
Sweep: Time [ms] | Count | Points per Section | Type	500 | 8 | 3001 | SWE

RESULT: TC_VM_FCC15247_TX_Emissions_Conducted_V01					
Test Description	Lower Limit	Upper Limit	Measured	Unit	Verdict
Reference @ 2480.00 MHz	---	---	-2.22	dBm	Information
No peaks detected	---	---			PASS

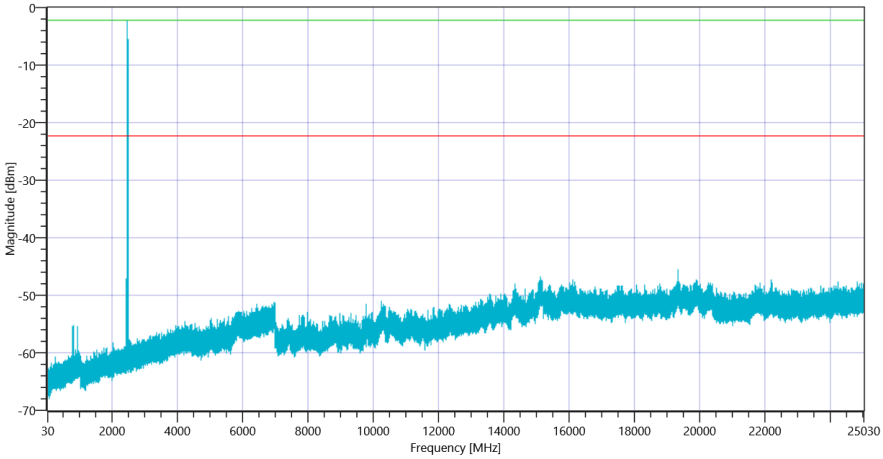

Plot_FCC Part 15.247 TX Spurious Conduced ~ BT Classic EDR Pi-4DQPSK 2480_18102019_102802.png

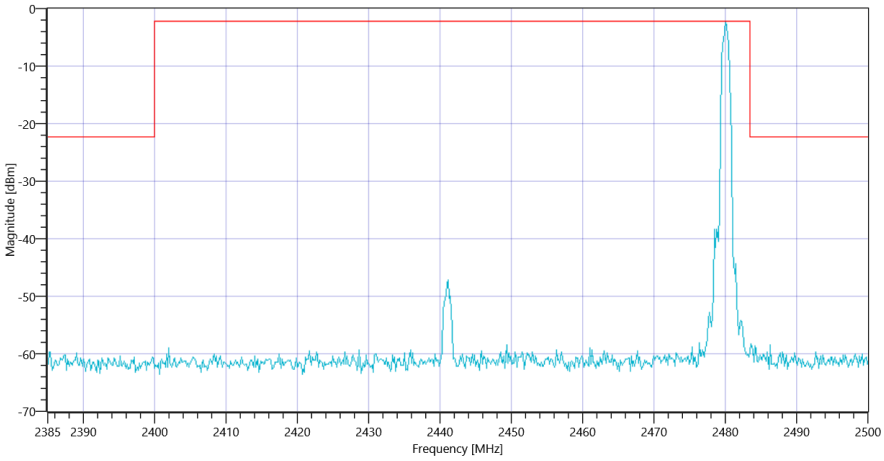

Plot_FCC Part 15.247 TX Spurious Conduced ~ BT Classic EDR Pi-4DQPSK 2480_18102019_102804.png

TEST FINISHED		
General Verdict	18.10.2019 10:28:05 / RT: 294 s	PASS

18. FCC Part 15.247 TX Spurious Conduced ~ BT Classic EDR 8DPSK

Test References	
TC Start	18.10.2019 10:52:56
System Version	1.0.0.21
Test Specification	FCC Part 15.247
Test Method	IF DTS then 8.5 DTS emissions in non-restricted frequency bands: Subclause 11.11 of ANSI C63.10 is applicable.
Class / TC Version / TC ID	TC_VM_FCC15247_TX_Emissions_Conducted_V01 Version: 0.0.1 | TCID_FCC15247_8
My Description	FCC 15.247 TX Emissions Conducted FHSS - BT Classic EDR 8DPSK
Add. Information	

Test Parameter	
Technology to test	BT Classic EDR 8DPSK
Antenna Port used	1
Temperature	mid
Voltage	mid
Frequency low to test	True | Freq [MHz] 2402
Frequency mid to test	False | Freq [MHz] 2441
Frequency high to test	False | Freq [MHz] 2480
Switched Path	IUT - SignalingUnit - SpectrumAnalyzer
Devices in use	SigBT: Rohde&Schwarz,CMW,1201.0002k75/100683,3.7.70 | SA: Rohde&Schwarz,FSV-30,1321.3008K30/103809,3.40

Test at TX 2402 MHz

RESULT: BT Classic Connection check					
Test Description	Lower Limit	Upper Limit	Measured	Unit	Verdict
Connection result	---	---	---	--	TCON

READ SA SETTINGS:	
RefLevel [dBm] | RefLevelOffset [dB] | InpAtt [dB]	4.50 | 0 | 20
Start [MHz] | Stop [MHz]	24530.000 | 25030.000
RBW [MHz] | VBW [MHz]	0.100000 | 0.300000
Detector | TraceMode	POS | MAXH
Sweep: Time [ms] | Count | Points per Section | Type	500 | 8 | 3001 | SWE

RESULT: TC_VM_FCC15247_TX_Emissions_Conducted_V01					
Test Description	Lower Limit	Upper Limit	Measured	Unit	Verdict
Reference @ 2402.00 MHz	---	---	-2.66	dBm	Information
No peaks detected	---	---			PASS

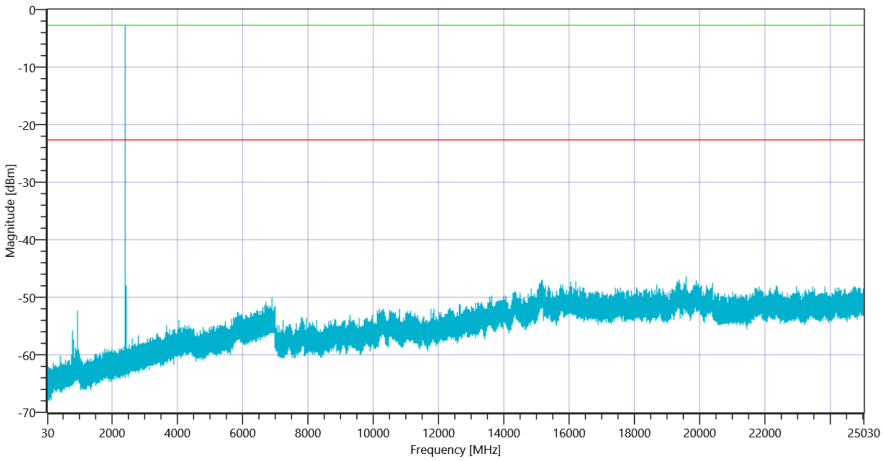

Plot_FCC Part 15.247 TX Spurious Conduced ~ BT Classic EDR 8DPSK 2402_18102019_105746.png

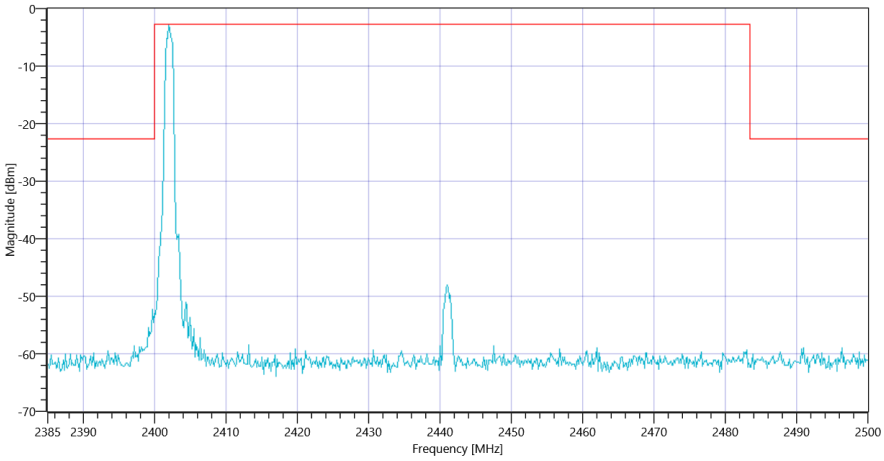

Plot_FCC Part 15.247 TX Spurious Conduced ~ BT Classic EDR 8DPSK 2402_18102019_105748.png

TEST FINISHED		
General Verdict	18.10.2019 10:57:49 / RT: 293 s	PASS

19. FCC Part 15.247 TX Spurious Conduced ~ BT Classic EDR 8DPSK

Test References	
TC Start	18.10.2019 10:57:53
System Version	1.0.0.21
Test Specification	FCC Part 15.247
Test Method	IF DTS then 8.5 DTS emissions in non-restricted frequency bands: Subclause 11.11 of ANSI C63.10 is applicable.
Class / TC Version / TC ID	TC_VM_FCC15247_TX_Emissions_Conducted_V01 Version: 0.0.1 | TCID_FCC15247_8
My Description	FCC 15.247 TX Emissions Conducted FHSS - BT Classic EDR 8DPSK
Add. Information	

Test Parameter	
Technology to test	BT Classic EDR 8DPSK
Antenna Port used	1
Temperature	mid
Voltage	mid
Frequency low to test	False | Freq [MHz] 2402
Frequency mid to test	True | Freq [MHz] 2441
Frequency high to test	False | Freq [MHz] 2480
Switched Path	IUT - SignalingUnit - SpectrumAnalyzer
Devices in use	SigBT: Rohde&Schwarz,CMW,1201.0002k75/100683,3.7.70 | SA: Rohde&Schwarz,FSV-30,1321.3008K30/103809,3.40

Test at TX 2441 MHz

RESULT: BT Classic Connection check					
Test Description	Lower Limit	Upper Limit	Measured	Unit	Verdict
Connection result	---	---	---	--	TCON

READ SA SETTINGS:	
RefLevel [dBm] | RefLevelOffset [dB] | InpAtt [dB]	5.82 | 0 | 25
Start [MHz] | Stop [MHz]	24530.000 | 25030.000
RBW [MHz] | VBW [MHz]	0.100000 | 0.300000
Detector | TraceMode	POS | MAXH
Sweep: Time [ms] | Count | Points per Section | Type	500 | 8 | 3001 | SWE

RESULT: TC_VM_FCC15247_TX_Emissions_Conducted_V01					
Test Description	Lower Limit	Upper Limit	Measured	Unit	Verdict
Reference @ 2441.00 MHz	---	---	-1.19	dBm	Information
No peaks detected	---	---			PASS

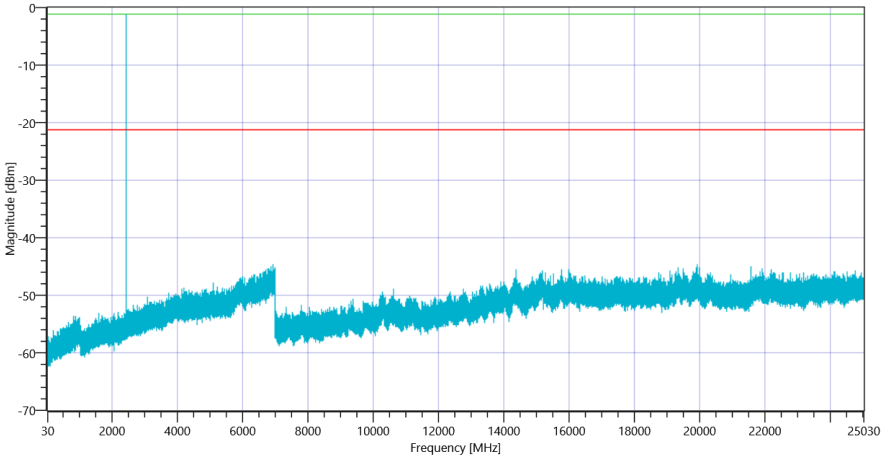

Plot_FCC Part 15.247 TX Spurious Conduced ~ BT Classic EDR 8DPSK 2441_18102019_110244.png

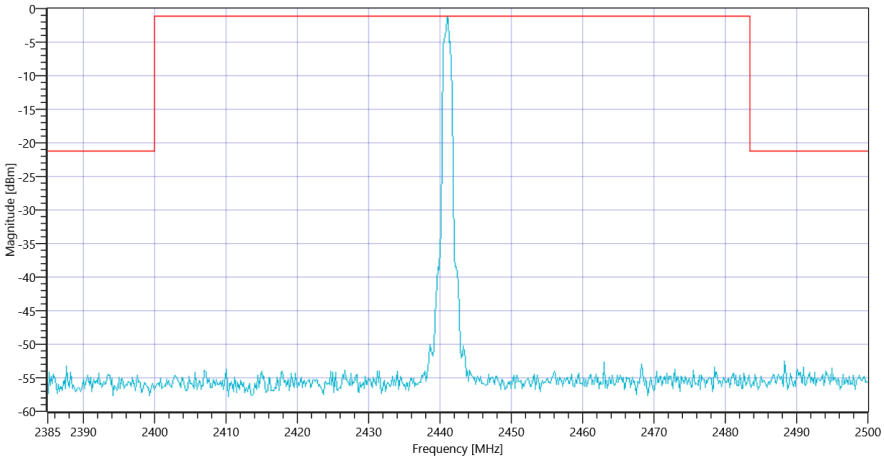

Plot_FCC Part 15.247 TX Spurious Conduced ~ BT Classic EDR 8DPSK 2441_18102019_110247.png

TEST FINISHED		
General Verdict	18.10.2019 11:02:48 / RT: 294 s	PASS

20. FCC Part 15.247 TX Spurious Conduced ~ BT Classic EDR 8DPSK

Test References	
TC Start	18.10.2019 11:03:47
System Version	1.0.0.21
Test Specification	FCC Part 15.247
Test Method	IF DTS then 8.5 DTS emissions in non-restricted frequency bands: Subclause 11.11 of ANSI C63.10 is applicable.
Class / TC Version / TC ID	TC_VM_FCC15247_TX_Emissions_Conducted_V01 Version: 0.0.1 | TCID_FCC15247_8
My Description	FCC 15.247 TX Emissions Conducted FHSS - BT Classic EDR 8DPSK
Add. Information	

Test Parameter	
Technology to test	BT Classic EDR 8DPSK
Antenna Port used	1
Temperature	mid
Voltage	mid
Frequency low to test	False | Freq [MHz] 2402
Frequency mid to test	False | Freq [MHz] 2441
Frequency high to test	True | Freq [MHz] 2480
Switched Path	IUT - SignalingUnit - SpectrumAnalyzer
Devices in use	SigBT: Rohde&Schwarz,CMW,1201.0002k75/100683,3.7.70 | SA: Rohde&Schwarz,FSV-30,1321.3008K30/103809,3.40

Test at TX 2480 MHz

RESULT: BT Classic Connection check					
Test Description	Lower Limit	Upper Limit	Measured	Unit	Verdict
Connection result	---	---	---	--	TCON

READ SA SETTINGS:	
RefLevel [dBm] | RefLevelOffset [dB] | InpAtt [dB]	5.10 | 0 | 25
Start [MHz] | Stop [MHz]	24530.000 | 25030.000
RBW [MHz] | VBW [MHz]	0.100000 | 0.300000
Detector | TraceMode	POS | MAXH
Sweep: Time [ms] | Count | Points per Section | Type	500 | 8 | 3001 | SWE

RESULT: TC_VM_FCC15247_TX_Emissions_Conducted_V01					
Test Description	Lower Limit	Upper Limit	Measured	Unit	Verdict
Reference @ 2480.17 MHz	---	---	-3.46	dBm	Information
No peaks detected	---	---			PASS

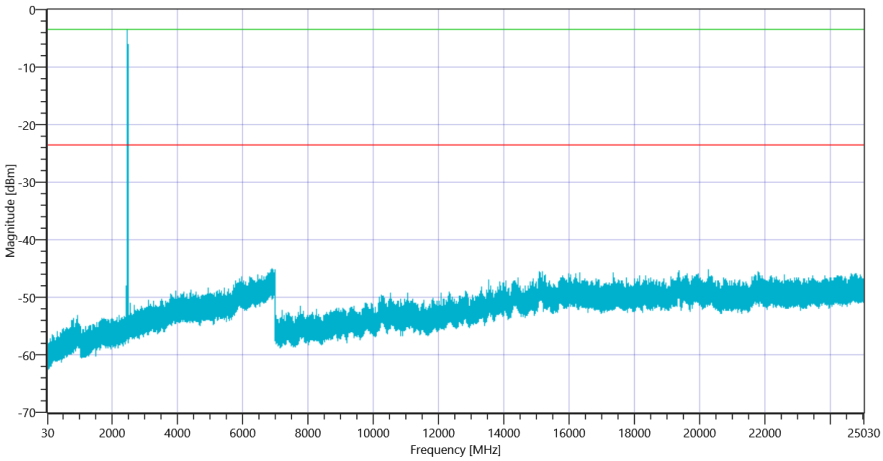

Plot_FCC Part 15.247 TX Spurious Conduced ~ BT Classic EDR 8DPSK 2480_18102019_110835.png

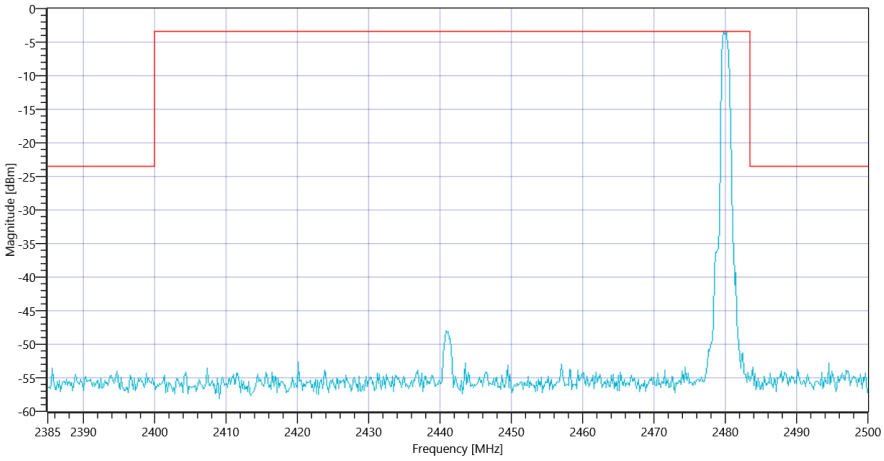

Plot_FCC Part 15.247 TX Spurious Conduced ~ BT Classic EDR 8DPSK 2480_18102019_110837.png

TEST FINISHED		
General Verdict	18.10.2019 11:08:38 / RT: 291 s	PASS

- END OF DOCUMENT -