Measurement Results

1-9152/19-01-07_log2_conducted

Test logging

This addendum is electronically signed and valid without handwritten signature.
For verification of the electronic signatures, the public keys can be requested at the testing laboratory.

Document authorized:

Digital unterschrieben von David Lang
DN: cn=David Lang, o=CTC advanced GmbH, ou=LNG-161129, email=david.lang@ctcadvanced.com, c=DE
Datum: 2019.12.17 09:41:00 +01'00'

David Lang
Lab Manager
Radio Communications & EMC

Table of Content

IUT Summary 3
1. FCC Part 15.407 Max Output Power and PSD ~ WLAN5Gx n-HT20 mode U-NII-1 4
2. FCC Part 15.407 Max Output Power and PSD ~ WLAN5Gx n-HT20 mode U-NII-1 7
3. FCC Part 15.407 Max Output Power and PSD ~ WLAN5Gx n-HT20 mode U-NII-1 10
4. FCC Part 15.407 Max Output Power and PSD ~ WLAN5Gx n-HT20 mode U-NII-2A 13
5. FCC Part 15.407 Max Output Power and PSD ~ WLAN5Gx n-HT20 mode U-NII-2A 16
6. FCC Part 15.407 Max Output Power and PSD ~ WLAN5Gx n-HT20 mode U-NII-2A 19
7. FCC Part 15.407 Max Output Power and PSD ~ WLAN5Gx n-HT20 mode U-NII-2C 22
8. FCC Part 15.407 Max Output Power and PSD ~ WLAN5Gx n-HT20 mode U-NII-2C 25
9. FCC Part 15.407 Max Output Power and PSD ~ WLAN5Gx n-HT20 mode U-NII-2C 28
10. FCC Part 15.407 Max Output Power and PSD ~ WLAN5Gx n-HT20 mode U-NII-3 31
11. FCC Part 15.407 Max Output Power and PSD ~ WLAN5Gx n-HT20 mode U-NII-3 35
12. FCC Part 15.407 Max Output Power and PSD ~ WLAN5Gx n-HT20 mode U-NII-3 39
13. ISED Max Output Power and PSD ~ WLAN5Gx n-HT20 mode U-NII-1 43
14. ISED Max Output Power and PSD ~ WLAN5Gx n-HT20 mode U-NII-1 46
15. ISED Max Output Power and PSD ~ WLAN5Gx n-HT20 mode U-NII-1 49
16. ISED Max Output Power and PSD ~ WLAN5Gx n-HT20 mode U-NII-2A 52
17. ISED Max Output Power and PSD ~ WLAN5Gx n-HT20 mode U-NII-2A 55
18. ISED Max Output Power and PSD ~ WLAN5Gx n-HT20 mode U-NII-2A 58
19. ISED Max Output Power and PSD ~ WLAN5Gx n-HT20 mode U-NII-2C 61
20. ISED Max Output Power and PSD ~ WLAN5Gx n-HT20 mode U-NII-2C 64
21. ISED Max Output Power and PSD ~ WLAN5Gx n-HT20 mode U-NII-2C 67
22. ISED Max Output Power and PSD ~ WLAN5Gx n-HT20 mode U-NII-3 70
23. ISED Max Output Power and PSD ~ WLAN5Gx n-HT20 mode U-NII-3 74
24. ISED Max Output Power and PSD ~ WLAN5Gx n-HT20 mode U-NII-3 78
25. FCC Part 15.407 & ISED Bandwidths ~ WLAN5Gx n-HT20 mode U-NII-1 82
26. FCC Part 15.407 & ISED Bandwidths ~ WLAN5Gx n-HT20 mode U-NII-1 85
27. FCC Part 15.407 & ISED Bandwidths ~ WLAN5Gx n-HT20 mode U-NII-1 88
28. FCC Part 15.407 & ISED Bandwidths ~ WLAN5Gx n-HT20 mode U-NII-2A 91
29. FCC Part 15.407 & ISED Bandwidths ~ WLAN5Gx n-HT20 mode U-NII-2A 94
30. FCC Part 15.407 & ISED Bandwidths ~ WLAN5Gx n-HT20 mode U-NII-2A 97
31. FCC Part 15.407 & ISED Bandwidths ~ WLAN5Gx n-HT20 mode U-NII-2C 100
32. FCC Part 15.407 & ISED Bandwidths ~ WLAN5Gx n-HT20 mode U-NII-2C 103
33. FCC Part 15.407 & ISED Bandwidths ~ WLAN5Gx n-HT20 mode U-NII-2C 106
34. FCC Part 15.407 & ISED Bandwidths ~ WLAN5Gx n-HT20 mode U-NII-3 109
35. FCC Part 15.407 & ISED Bandwidths ~ WLAN5Gx n-HT20 mode U-NII-3 112
36. FCC Part 15.407 & ISED Bandwidths ~ WLAN5Gx n-HT20 mode U-NII-3 115
37. FCC Part 15.407 & ISED Minimum Emission BW ~ WLAN5Gx n-HT20 mode U-NII-3 118
38. FCC Part 15.407 & ISED Minimum Emission BW ~ WLAN5Gx n-HT20 mode U-NII-3 120
39. FCC Part 15.407 & ISED Minimum Emission BW ~ WLAN5Gx n-HT20 mode U-NII-3 122

IUT Summary

IUT DEFINITION & Common settings	
Manufacturer	Bosch
Type	AIVIH61L1
Serial No. | Setup No.	0000072 TST1645901 A 283C32142R 001 001 33K
SW Version | HW Version	NI | NI
Comment 1 | 2	|
Tlow | Tmid | Thigh [°C]	-30 | 20 | 70
Vlow | Vmid | Vhigh [V] @Imax [A]	12.15 | 13.5 | 14.85 @1
Auto Control enabled Power Supply | Climatic Box	No | No
Antenna Gain [dBi]	0
Additional Path Loss [dB]	0

IUT Common Settings WLAN5Gx	
Number of Antenna Ports	1
User Interaction	No

1. FCC Part 15.407 Max Output Power and PSD ~ WLAN5Gx n-HT20 mode U-NII-1

Test References	
TC Start	04.12.2019 08:29:24
System Version	1.0.0.24
Test Specification	FCC Part 15.407
Test Method	KDB789033 D02, F., E.2.e.
Class / TC Version / TC ID	TC_VM_FCC15407_Max_Output_Power_and_PSD_V01 Version: 0.0.1 | TCID_FCC15407_3
My Description	FCC 15.407 Max Output Power & PSD - WLAN5Gx n-HT20 mode U-NII-1
Add. Information	

Test Parameter	
Technology to test	WLAN5Gx n-HT20 mode U-NII-1
Antenna Port used	1
Temperature	mid
Voltage	mid
Frequency low to test	True | Freq [MHz] 5180
Frequency mid to test	False | Freq [MHz] 5200
Frequency high to test	False | Freq [MHz] 5240
Switched Path	IUT - SignalingUnit - SpectrumAnalyzer
Devices in use	SA: Rohde&Schwarz,FSV-40,1307.9002K40/101042,3.60

Test at TX 5180 MHz

RESULT: Duty Cycle evaluation					
Test Description	Lower Limit	Upper Limit	Measured	Unit	Verdict
No enough Bursts detected, Duty Cycle Burst Ratio set to 1					
Duty Cycle (Burst Ratio) max	---	---	1	---	Information
Duty Cycle max	---	---	0	dB	Information
Duty Cycle (Burst Ratio) min	---	---	1	---	Information
Duty Cycle min	---	---	0	dB	Information

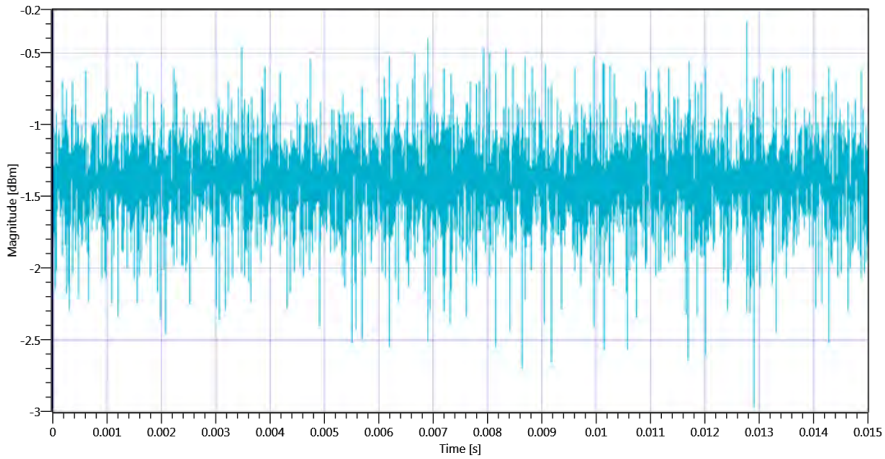

Plot_FCC Part 15.407 Max Output Power and PSD ~ WLAN5Gx n-HT20 mode U-NII-1 5180 MHz - Duty Cycle_04122019_082937.png

RESULT: TC_VM_FCC15407_Max_Output_Power_and_PSD_V01					
Test Description	Lower Limit	Upper Limit	Measured	Unit	Verdict
Bandwidth 26dB	---	---	20.24	MHz	Information
T1 26dB	---	---	5169.8000	MHz	Information
T2 26dB	---	---	5190.0400	MHz	Information

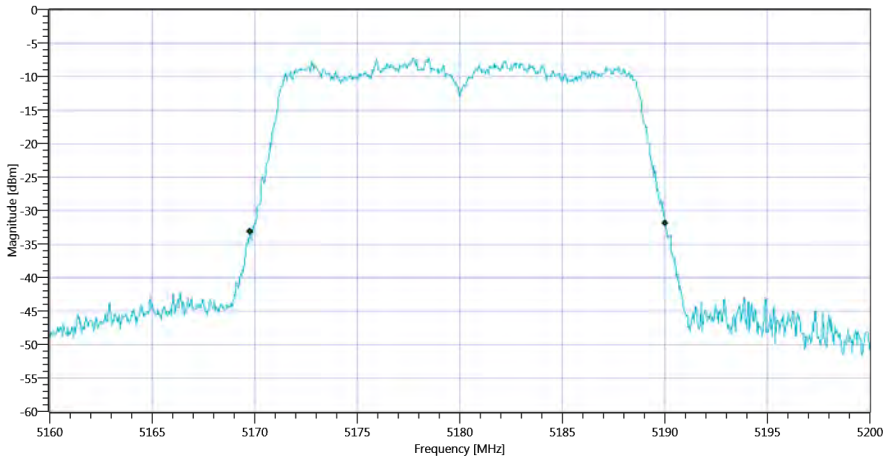

Plot_FCC Part 15.407 Max Output Power and PSD ~ WLAN5Gx n-HT20 mode U-NII-1 BW_04122019_082949.png

READ SA SETTINGS:	
RefLevel [dBm] | RefLevelOffset [dB] | InpAtt [dB]	9.19 | 14.19 | 10
Start [MHz] | Stop [MHz]	5160.000 | 5200.000
RBW [MHz] | VBW [MHz]	1.000000 | 3.000000
Detector | TraceMode	RMS | MAXH
Sweep: Time [ms] | Count | Points per Section | Type	8000 | 1 | 160 | SWE

RESULT: TC_VM_FCC15407_Max_Output_Power_and_PSD_V01					
Test Description	Lower Limit	Upper Limit	Measured	Unit	Verdict
Max Output Power	---	---	1.07	dBm	Information
Duty Cycle Correction	---	---	0	dB	Information
Limit absolute					
Max Output Power DC corrected	---	24	1.07	dBm	PASS
Limit by: 11 dBm + 10 log Bandwidth					
Max Output Power DC corrected	---	24.06	1.07	dBm	PASS

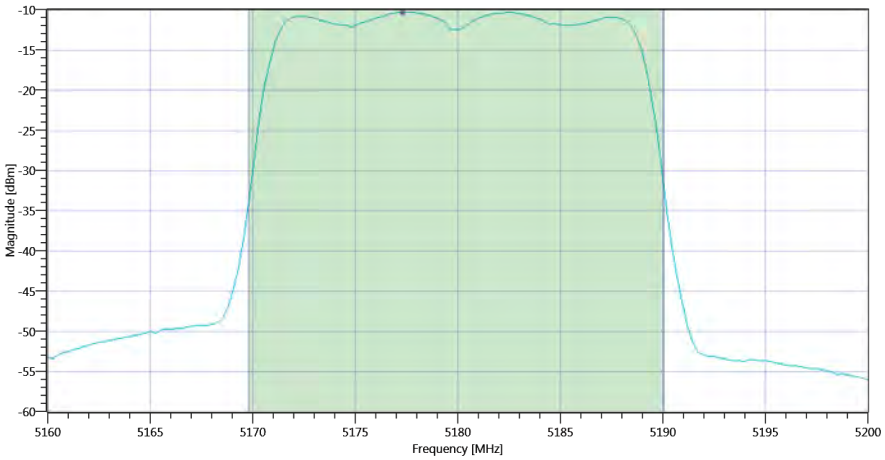

Plot_FCC Part 15.407 Max Output Power and PSD ~ WLAN5Gx n-HT20 mode U-NII-1 Max OP and PSD_04122019_083001.png

RESULT: TC_VM_FCC15407_Max_Output_Power_and_PSD_V01					
Test Description	Lower Limit	Upper Limit	Measured	Unit	Verdict
Power Spectral Density	---	---	-10.31	dBm/1MHz	Information
Duty Cycle Correction	---	---	0	dB	Information
Power Spectral Density DC corrected	---	11	-10.31	dBm/1MHz	PASS

TEST FINISHED		
General Verdict	04.12.2019 08:30:02 / RT: 37 s	PASS

2. FCC Part 15.407 Max Output Power and PSD ~ WLAN5Gx n-HT20 mode U-NII-1

Test References	
TC Start	04.12.2019 08:45:07
System Version	1.0.0.24
Test Specification	FCC Part 15.407
Test Method	KDB789033 D02, F., E.2.e.
Class / TC Version / TC ID	TC_VM_FCC15407_Max_Output_Power_and_PSD_V01 Version: 0.0.1 | TCID_FCC15407_3
My Description	FCC 15.407 Max Output Power & PSD - WLAN5Gx n-HT20 mode U-NII-1
Add. Information	

Test Parameter	
Technology to test	WLAN5Gx n-HT20 mode U-NII-1
Antenna Port used	1
Temperature	mid
Voltage	mid
Frequency low to test	False | Freq [MHz] 5180
Frequency mid to test	True | Freq [MHz] 5200
Frequency high to test	False | Freq [MHz] 5240
Switched Path	IUT - SignalingUnit - SpectrumAnalyzer
Devices in use	SA: Rohde&Schwarz,FSV-40,1307.9002K40/101042,3.60

Test at TX 5200 MHz

RESULT: Duty Cycle evaluation					
Test Description	Lower Limit	Upper Limit	Measured	Unit	Verdict
No enough Bursts detected, Duty Cycle Burst Ratio set to 1					
Duty Cycle (Burst Ratio) max	---	---	1	---	Information
Duty Cycle max	---	---	0	dB	Information
Duty Cycle (Burst Ratio) min	---	---	1	---	Information
Duty Cycle min	---	---	0	dB	Information

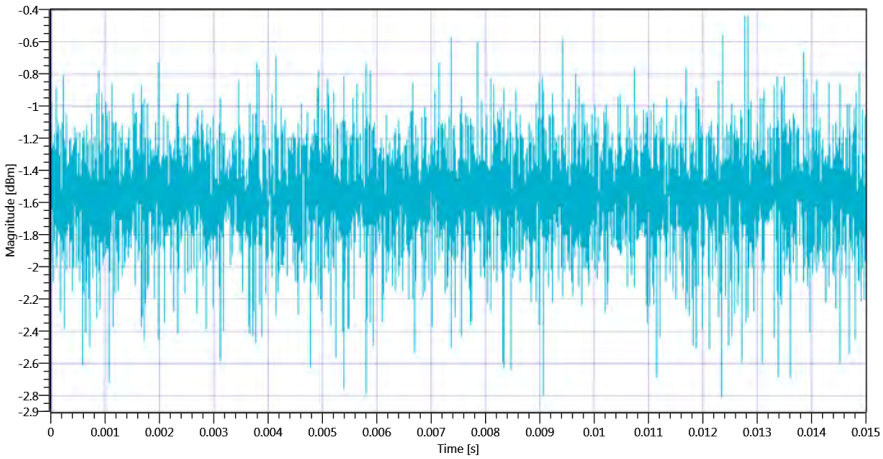

Plot_FCC Part 15.407 Max Output Power and PSD ~ WLAN5Gx n-HT20 mode U-NII-1 5200 MHz - Duty Cycle_04122019_084520.png

RESULT: TC_VM_FCC15407_Max_Output_Power_and_PSD_V01					
Test Description	Lower Limit	Upper Limit	Measured	Unit	Verdict
Bandwidth 26dB	---	---	20.32	MHz	Information
T1 26dB	---	---	5189.8000	MHz	Information
T2 26dB	---	---	5210.1200	MHz	Information

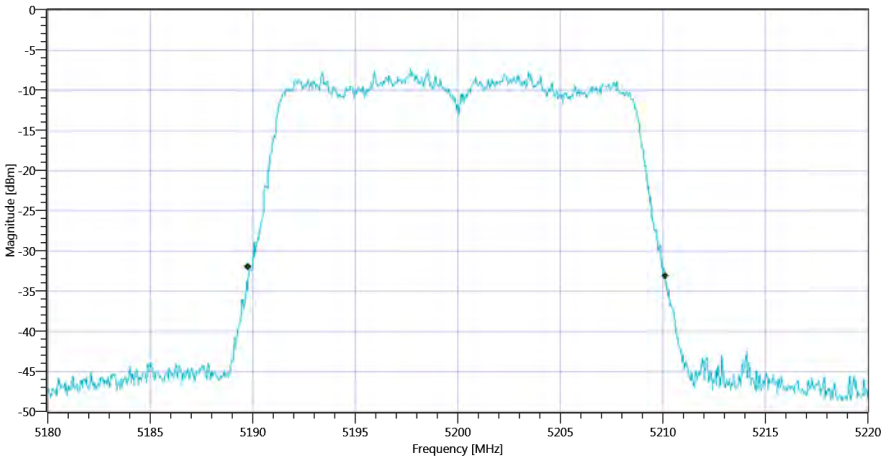

Plot_FCC Part 15.407 Max Output Power and PSD ~ WLAN5Gx n-HT20 mode U-NII-1 BW_04122019_084527.png

READ SA SETTINGS:	
RefLevel [dBm] | RefLevelOffset [dB] | InpAtt [dB]	9.43 | 14.37 | 10
Start [MHz] | Stop [MHz]	5180.000 | 5220.000
RBW [MHz] | VBW [MHz]	1.000000 | 3.000000
Detector | TraceMode	RMS | MAXH
Sweep: Time [ms] | Count | Points per Section | Type	8000 | 1 | 160 | SWE

RESULT: TC_VM_FCC15407_Max_Output_Power_and_PSD_V01					
Test Description	Lower Limit	Upper Limit	Measured	Unit	Verdict
Max Output Power	---	---	0.75	dBm	Information
Duty Cycle Correction	---	---	0	dB	Information
Limit absolute					
Max Output Power DC corrected	---	24	0.75	dBm	PASS
Limit by: 11 dBm + 10 log Bandwidth					
Max Output Power DC corrected	---	24.08	0.75	dBm	PASS

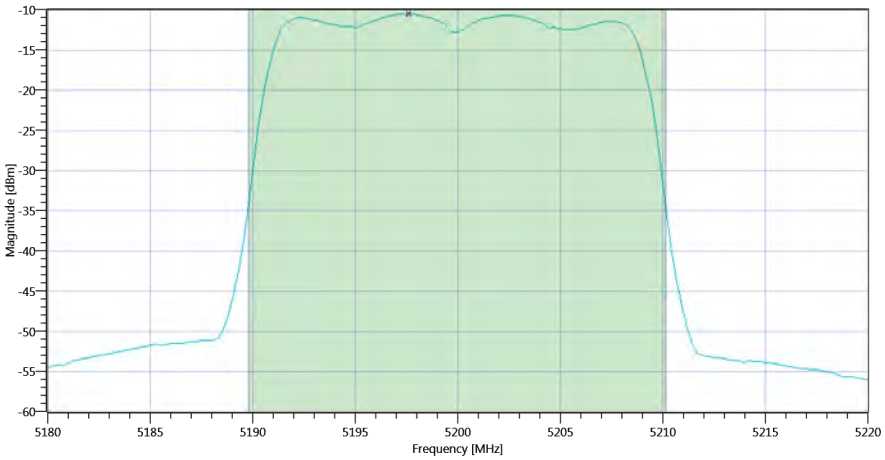

Plot_FCC Part 15.407 Max Output Power and PSD ~ WLAN5Gx n-HT20 mode U-NII-1 Max OP and PSD_04122019_084540.png

RESULT: TC_VM_FCC15407_Max_Output_Power_and_PSD_V01					
Test Description	Lower Limit	Upper Limit	Measured	Unit	Verdict
Power Spectral Density	---	---	-10.55	dBm/1MHz	Information
Duty Cycle Correction	---	---	0	dB	Information
Power Spectral Density DC corrected	---	11	-10.55	dBm/1MHz	PASS

TEST FINISHED		
General Verdict	04.12.2019 08:45:41 / RT: 34 s	PASS

3. FCC Part 15.407 Max Output Power and PSD ~ WLAN5Gx n-HT20 mode U-NII-1

Test References	
TC Start	04.12.2019 08:52:43
System Version	1.0.0.24
Test Specification	FCC Part 15.407
Test Method	KDB789033 D02, F., E.2.e.
Class / TC Version / TC ID	TC_VM_FCC15407_Max_Output_Power_and_PSD_V01 Version: 0.0.1 | TCID_FCC15407_3
My Description	FCC 15.407 Max Output Power & PSD - WLAN5Gx n-HT20 mode U-NII-1
Add. Information	

Test Parameter	
Technology to test	WLAN5Gx n-HT20 mode U-NII-1
Antenna Port used	1
Temperature	mid
Voltage	mid
Frequency low to test	False | Freq [MHz] 5180
Frequency mid to test	False | Freq [MHz] 5200
Frequency high to test	True | Freq [MHz] 5240
Switched Path	IUT - SignalingUnit - SpectrumAnalyzer
Devices in use	SA: Rohde&Schwarz,FSV-40,1307.9002K40/101042,3.60

Test at TX 5240 MHz

RESULT: Duty Cycle evaluation					
Test Description	Lower Limit	Upper Limit	Measured	Unit	Verdict
No enough Bursts detected, Duty Cycle Burst Ratio set to 1					
Duty Cycle (Burst Ratio) max	---	---	1	---	Information
Duty Cycle max	---	---	0	dB	Information
Duty Cycle (Burst Ratio) min	---	---	1	---	Information
Duty Cycle min	---	---	0	dB	Information

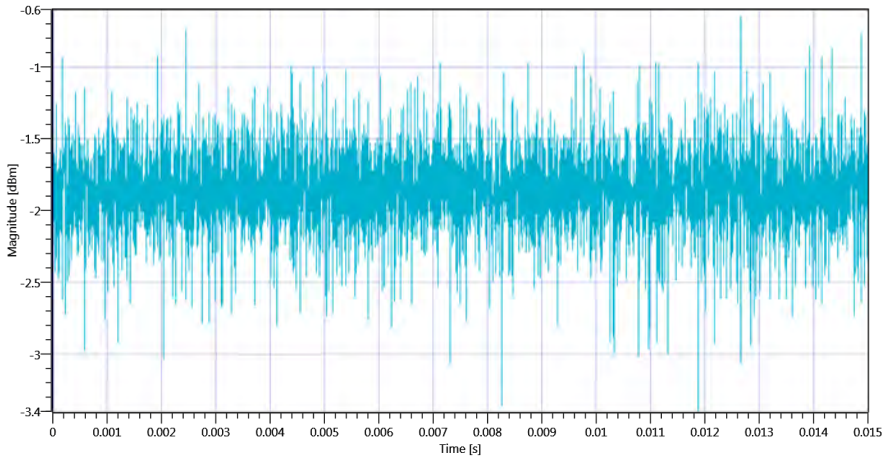

Plot_FCC Part 15.407 Max Output Power and PSD ~ WLAN5Gx n-HT20 mode U-NII-1 5240 MHz - Duty Cycle_04122019_085257.png

RESULT: TC_VM_FCC15407_Max_Output_Power_and_PSD_V01					
Test Description	Lower Limit	Upper Limit	Measured	Unit	Verdict
Bandwidth 26dB	---	---	20.28	MHz	Information
T1 26dB	---	---	5229.8800	MHz	Information
T2 26dB	---	---	5250.1600	MHz	Information

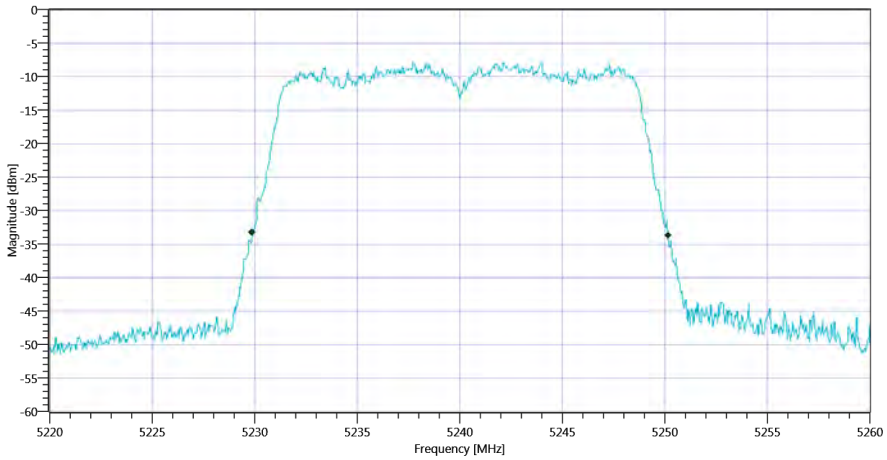

Plot_FCC Part 15.407 Max Output Power and PSD ~ WLAN5Gx n-HT20 mode U-NII-1 BW_04122019_085304.png

READ SA SETTINGS:	
RefLevel [dBm] | RefLevelOffset [dB] | InpAtt [dB]	9.09 | 14.57 | 10
Start [MHz] | Stop [MHz]	5220.000 | 5260.000
RBW [MHz] | VBW [MHz]	1.000000 | 3.000000
Detector | TraceMode	RMS | MAXH
Sweep: Time [ms] | Count | Points per Section | Type	8000 | 1 | 160 | SWE

RESULT: TC_VM_FCC15407_Max_Output_Power_and_PSD_V01					
Test Description	Lower Limit	Upper Limit	Measured	Unit	Verdict
Max Output Power	---	---	0.64	dBm	Information
Duty Cycle Correction	---	---	0	dB	Information
Limit absolute					
Max Output Power DC corrected	---	24	0.64	dBm	PASS
Limit by: 11 dBm + 10 log Bandwidth					
Max Output Power DC corrected	---	24.07	0.64	dBm	PASS

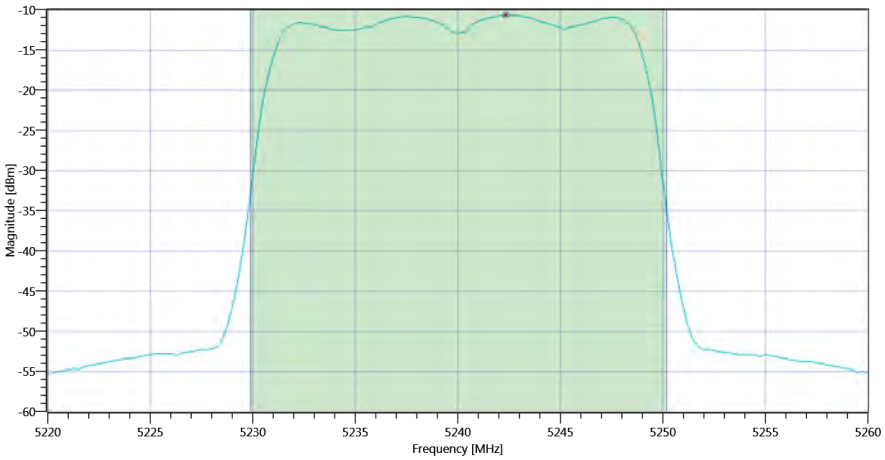

Plot_FCC Part 15.407 Max Output Power and PSD ~ WLAN5Gx n-HT20 mode U-NII-1 Max OP and PSD_04122019_085317.png

RESULT: TC_VM_FCC15407_Max_Output_Power_and_PSD_V01					
Test Description	Lower Limit	Upper Limit	Measured	Unit	Verdict
Power Spectral Density	---	---	-10.64	dBm/1MHz	Information
Duty Cycle Correction	---	---	0	dB	Information
Power Spectral Density DC corrected	---	11	-10.64	dBm/1MHz	PASS

TEST FINISHED		
General Verdict	04.12.2019 08:53:18 / RT: 34 s	PASS

4. FCC Part 15.407 Max Output Power and PSD ~ WLAN5Gx n-HT20 mode U-NII-2A

Test References	
TC Start	04.12.2019 08:56:01
System Version	1.0.0.24
Test Specification	FCC Part 15.407
Test Method	KDB789033 D02, F., E.2.e.
Class / TC Version / TC ID	TC_VM_FCC15407_Max_Output_Power_and_PSD_V01 Version: 0.0.1 | TCID_FCC15407_3
My Description	FCC 15.407 Max Output Power & PSD - WLAN5Gx n-HT20 mode U-NII-2A
Add. Information	

Test Parameter	
Technology to test	WLAN5Gx n-HT20 mode U-NII-2A
Antenna Port used	1
Temperature	mid
Voltage	mid
Frequency low to test	True | Freq [MHz] 5260
Frequency mid to test	False | Freq [MHz] 5280
Frequency high to test	False | Freq [MHz] 5320
Switched Path	IUT - SignalingUnit - SpectrumAnalyzer
Devices in use	SA: Rohde&Schwarz,FSV-40,1307.9002K40/101042,3.60

Test at TX 5260 MHz

RESULT: Duty Cycle evaluation					
Test Description	Lower Limit	Upper Limit	Measured	Unit	Verdict
No enough Bursts detected, Duty Cycle Burst Ratio set to 1					
Duty Cycle (Burst Ratio) max	---	---	1	---	Information
Duty Cycle max	---	---	0	dB	Information
Duty Cycle (Burst Ratio) min	---	---	1	---	Information
Duty Cycle min	---	---	0	dB	Information

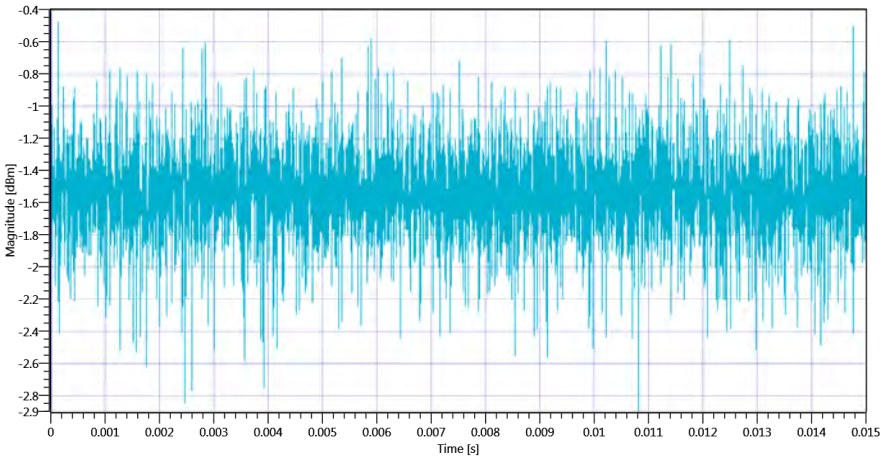

Plot_FCC Part 15.407 Max Output Power and PSD ~ WLAN5Gx n-HT20 mode U-NII-2A 5260 MHz - Duty Cycle_04122019_085615.png

RESULT: TC_VM_FCC15407_Max_Output_Power_and_PSD_V01					
Test Description	Lower Limit	Upper Limit	Measured	Unit	Verdict
Bandwidth 26dB	---	---	20.24	MHz	Information
T1 26dB	---	---	5249.8400	MHz	Information
T2 26dB	---	---	5270.0800	MHz	Information

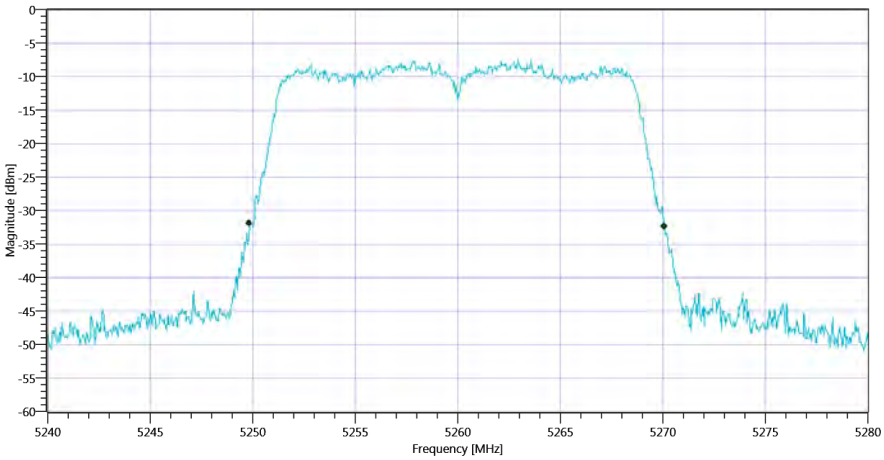

Plot_FCC Part 15.407 Max Output Power and PSD ~ WLAN5Gx n-HT20 mode U-NII-2A BW_04122019_085622.png

READ SA SETTINGS:	
RefLevel [dBm] | RefLevelOffset [dB] | InpAtt [dB]	9.35 | 14.58 | 10
Start [MHz] | Stop [MHz]	5240.000 | 5280.000
RBW [MHz] | VBW [MHz]	1.000000 | 3.000000
Detector | TraceMode	RMS | MAXH
Sweep: Time [ms] | Count | Points per Section | Type	8000 | 1 | 160 | SWE

RESULT: TC_VM_FCC15407_Max_Output_Power_and_PSD_V01					
Test Description	Lower Limit	Upper Limit	Measured	Unit	Verdict
Max Output Power	---	---	0.97	dBm	Information
Duty Cycle Correction	---	---	0	dB	Information
Limit absolute					
Max Output Power DC corrected	---	24	0.97	dBm	PASS
Limit by: 11 dBm + 10 log Bandwidth					
Max Output Power DC corrected	---	24.06	0.97	dBm	PASS

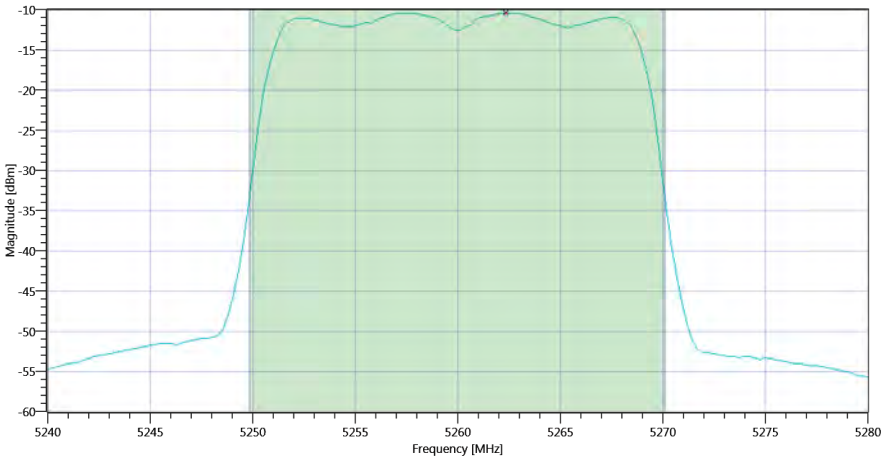

Plot_FCC Part 15.407 Max Output Power and PSD ~ WLAN5Gx n-HT20 mode U-NII-2A Max OP and PSD_04122019_085635.png

RESULT: TC_VM_FCC15407_Max_Output_Power_and_PSD_V01					
Test Description	Lower Limit	Upper Limit	Measured	Unit	Verdict
Power Spectral Density	---	---	-10.39	dBm/1MHz	Information
Duty Cycle Correction	---	---	0	dB	Information
Power Spectral Density DC corrected	---	11	-10.39	dBm/1MHz	PASS

TEST FINISHED		
General Verdict	04.12.2019 08:56:36 / RT: 34 s	PASS

5. FCC Part 15.407 Max Output Power and PSD ~ WLAN5Gx n-HT20 mode U-NII-2A

Test References	
TC Start	04.12.2019 09:15:16
System Version	1.0.0.24
Test Specification	FCC Part 15.407
Test Method	KDB789033 D02, F., E.2.e.
Class / TC Version / TC ID	TC_VM_FCC15407_Max_Output_Power_and_PSD_V01 Version: 0.0.1 | TCID_FCC15407_3
My Description	FCC 15.407 Max Output Power & PSD - WLAN5Gx n-HT20 mode U-NII-2A
Add. Information	

Test Parameter	
Technology to test	WLAN5Gx n-HT20 mode U-NII-2A
Antenna Port used	1
Temperature	mid
Voltage	mid
Frequency low to test	False | Freq [MHz] 5260
Frequency mid to test	True | Freq [MHz] 5280
Frequency high to test	False | Freq [MHz] 5320
Switched Path	IUT - SignalingUnit - SpectrumAnalyzer
Devices in use	SA: Rohde&Schwarz,FSV-40,1307.9002K40/101042,3.60

Test at TX 5280 MHz

RESULT: Duty Cycle evaluation					
Test Description	Lower Limit	Upper Limit	Measured	Unit	Verdict
No enough Bursts detected, Duty Cycle Burst Ratio set to 1					
Duty Cycle (Burst Ratio) max	---	---	1	---	Information
Duty Cycle max	---	---	0	dB	Information
Duty Cycle (Burst Ratio) min	---	---	1	---	Information
Duty Cycle min	---	---	0	dB	Information

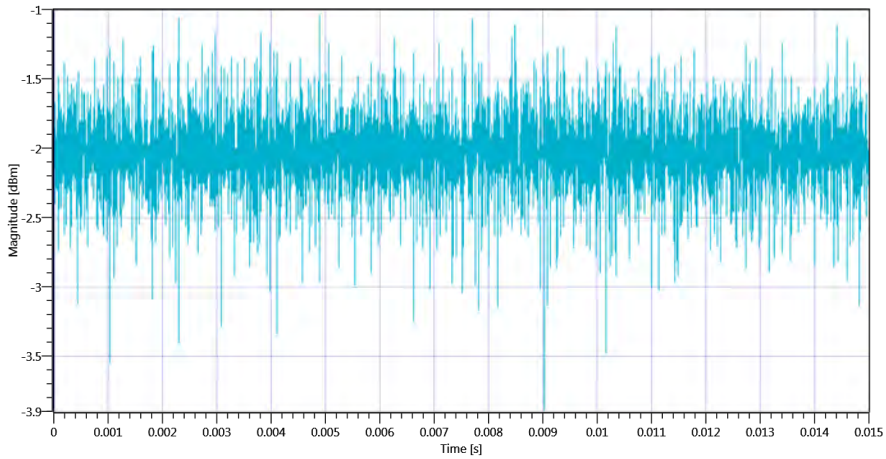

Plot_FCC Part 15.407 Max Output Power and PSD ~ WLAN5Gx n-HT20 mode U-NII-2A 5280 MHz - Duty Cycle_04122019_091530.png

RESULT: TC_VM_FCC15407_Max_Output_Power_and_PSD_V01					
Test Description	Lower Limit	Upper Limit	Measured	Unit	Verdict
Bandwidth 26dB	---	---	20.4	MHz	Information
T1 26dB	---	---	5269.7600	MHz	Information
T2 26dB	---	---	5290.1600	MHz	Information

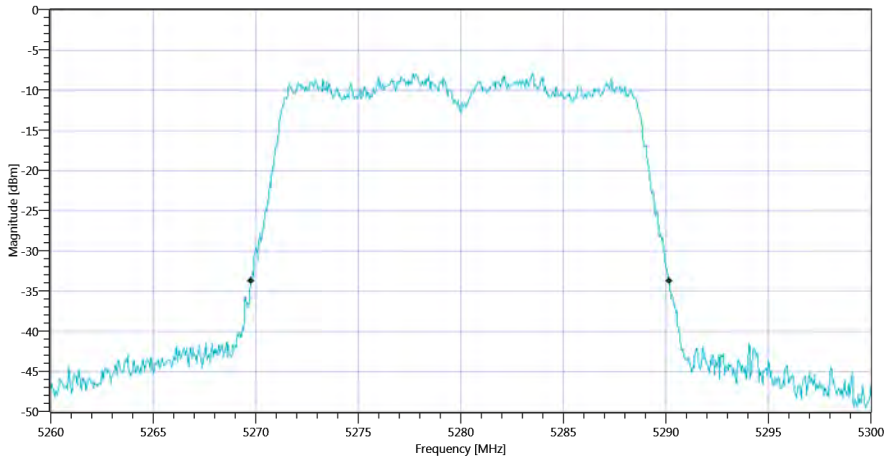

Plot_FCC Part 15.407 Max Output Power and PSD ~ WLAN5Gx n-HT20 mode U-NII-2A BW_04122019_091537.png

READ SA SETTINGS:	
RefLevel [dBm] | RefLevelOffset [dB] | InpAtt [dB]	8.62 | 14.37 | 10
Start [MHz] | Stop [MHz]	5260.000 | 5300.000
RBW [MHz] | VBW [MHz]	1.000000 | 3.000000
Detector | TraceMode	RMS | MAXH
Sweep: Time [ms] | Count | Points per Section | Type	8000 | 1 | 160 | SWE

RESULT: TC_VM_FCC15407_Max_Output_Power_and_PSD_V01					
Test Description	Lower Limit	Upper Limit	Measured	Unit	Verdict
Max Output Power	---	---	0.48	dBm	Information
Duty Cycle Correction	---	---	0	dB	Information
Limit absolute					
Max Output Power DC corrected	---	24	0.48	dBm	PASS
Limit by: 11 dBm + 10 log Bandwidth					
Max Output Power DC corrected	---	24.1	0.48	dBm	PASS

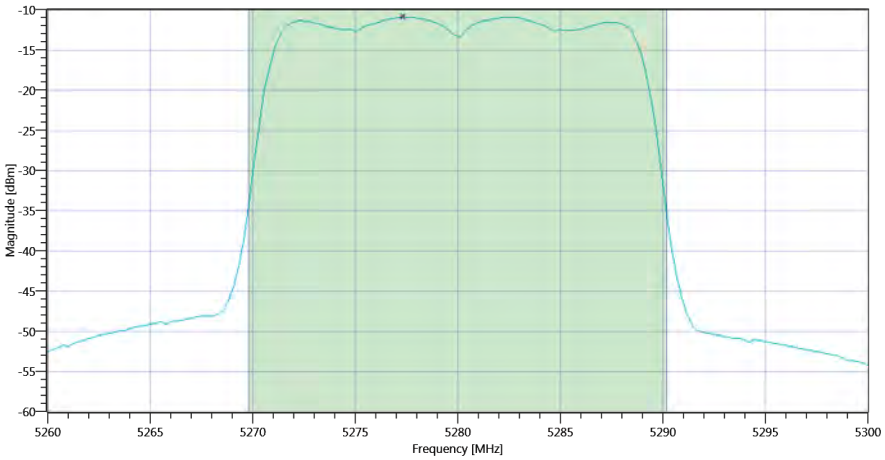

Plot_FCC Part 15.407 Max Output Power and PSD ~ WLAN5Gx n-HT20 mode U-NII-2A Max OP and PSD_04122019_091550.png

RESULT: TC_VM_FCC15407_Max_Output_Power_and_PSD_V01					
Test Description	Lower Limit	Upper Limit	Measured	Unit	Verdict
Power Spectral Density	---	---	-10.89	dBm/1MHz	Information
Duty Cycle Correction	---	---	0	dB	Information
Power Spectral Density DC corrected	---	11	-10.89	dBm/1MHz	PASS

TEST FINISHED		
General Verdict	04.12.2019 09:15:51 / RT: 34 s	PASS

6. FCC Part 15.407 Max Output Power and PSD ~ WLAN5Gx n-HT20 mode U-NII-2A

Test References	
TC Start	04.12.2019 09:19:27
System Version	1.0.0.24
Test Specification	FCC Part 15.407
Test Method	KDB789033 D02, F., E.2.e.
Class / TC Version / TC ID	TC_VM_FCC15407_Max_Output_Power_and_PSD_V01 Version: 0.0.1 | TCID_FCC15407_3
My Description	FCC 15.407 Max Output Power & PSD - WLAN5Gx n-HT20 mode U-NII-2A
Add. Information	

Test Parameter	
Technology to test	WLAN5Gx n-HT20 mode U-NII-2A
Antenna Port used	1
Temperature	mid
Voltage	mid
Frequency low to test	False | Freq [MHz] 5260
Frequency mid to test	False | Freq [MHz] 5280
Frequency high to test	True | Freq [MHz] 5320
Switched Path	IUT - SignalingUnit - SpectrumAnalyzer
Devices in use	SA: Rohde&Schwarz,FSV-40,1307.9002K40/101042,3.60

Test at TX 5320 MHz

RESULT: Duty Cycle evaluation					
Test Description	Lower Limit	Upper Limit	Measured	Unit	Verdict
No enough Bursts detected, Duty Cycle Burst Ratio set to 1					
Duty Cycle (Burst Ratio) max	---	---	1	---	Information
Duty Cycle max	---	---	0	dB	Information
Duty Cycle (Burst Ratio) min	---	---	1	---	Information
Duty Cycle min	---	---	0	dB	Information

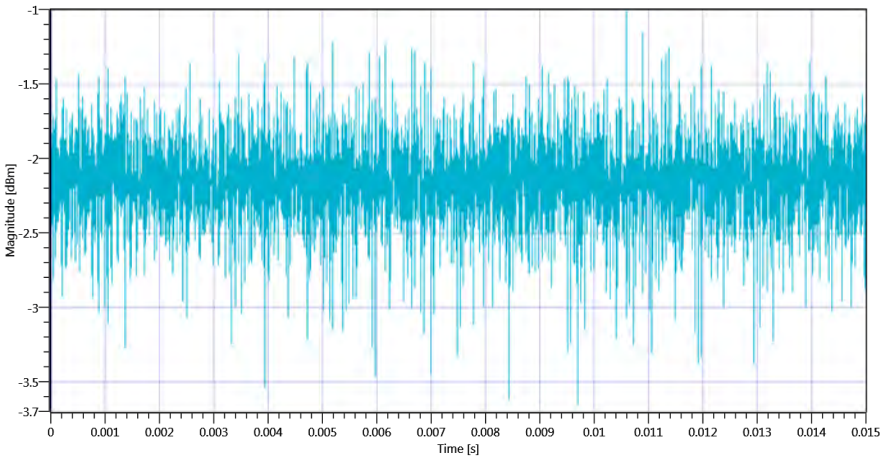

Plot_FCC Part 15.407 Max Output Power and PSD ~ WLAN5Gx n-HT20 mode U-NII-2A 5320 MHz - Duty Cycle_04122019_091940.png

RESULT: TC_VM_FCC15407_Max_Output_Power_and_PSD_V01					
Test Description	Lower Limit	Upper Limit	Measured	Unit	Verdict
Bandwidth 26dB	---	---	20.44	MHz	Information
T1 26dB	---	---	5309.7600	MHz	Information
T2 26dB	---	---	5330.2000	MHz	Information

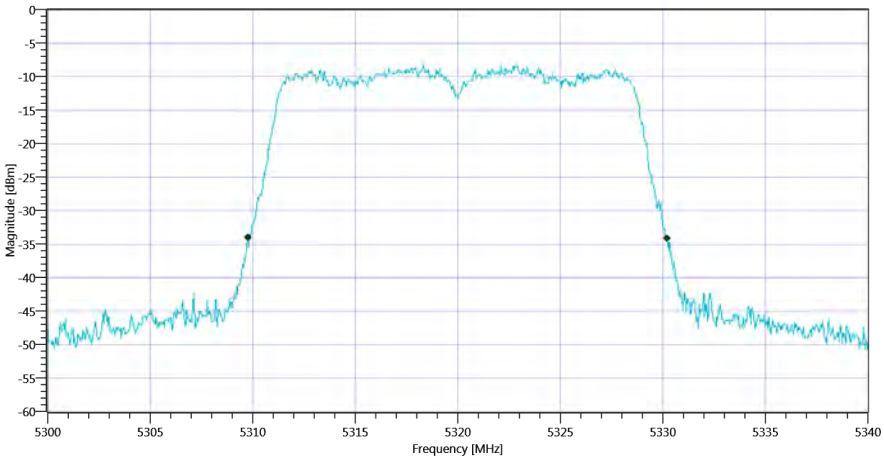

Plot_FCC Part 15.407 Max Output Power and PSD ~ WLAN5Gx n-HT20 mode U-NII-2A BW_04122019_091948.png

READ SA SETTINGS:	
RefLevel [dBm] | RefLevelOffset [dB] | InpAtt [dB]	8.08 | 14.09 | 10
Start [MHz] | Stop [MHz]	5300.000 | 5340.000
RBW [MHz] | VBW [MHz]	1.000000 | 3.000000
Detector | TraceMode	RMS | MAXH
Sweep: Time [ms] | Count | Points per Section | Type	8000 | 1 | 160 | SWE

RESULT: TC_VM_FCC15407_Max_Output_Power_and_PSD_V01					
Test Description	Lower Limit	Upper Limit	Measured	Unit	Verdict
Max Output Power	---	---	0.33	dBm	Information
Duty Cycle Correction	---	---	0	dB	Information
Limit absolute					
Max Output Power DC corrected	---	24	0.33	dBm	PASS
Limit by: 11 dBm + 10 log Bandwidth					
Max Output Power DC corrected	---	24.1	0.33	dBm	PASS

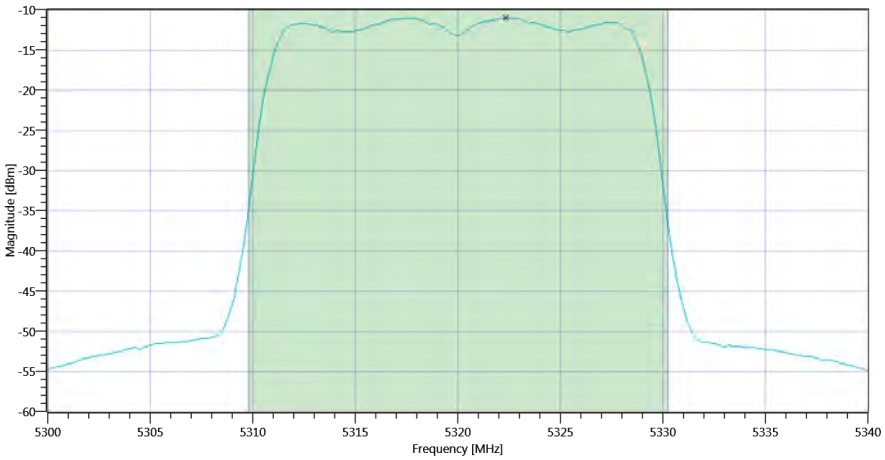

Plot_FCC Part 15.407 Max Output Power and PSD ~ WLAN5Gx n-HT20 mode U-NII-2A Max OP and PSD_04122019_092001.png

RESULT: TC_VM_FCC15407_Max_Output_Power_and_PSD_V01					
Test Description	Lower Limit	Upper Limit	Measured	Unit	Verdict
Power Spectral Density	---	---	-11.01	dBm/1MHz	Information
Duty Cycle Correction	---	---	0	dB	Information
Power Spectral Density DC corrected	---	11	-11.01	dBm/1MHz	PASS

TEST FINISHED		
General Verdict	04.12.2019 09:20:02 / RT: 34 s	PASS

7. FCC Part 15.407 Max Output Power and PSD ~ WLAN5Gx n-HT20 mode U-NII-2C

Test References	
TC Start	18.10.2019 13:52:18
System Version	1.0.0.21
Test Specification	FCC Part 15.407
Test Method	KDB789033 D02, F., E.2.e.
Class / TC Version / TC ID	TC_VM_FCC15407_Max_Output_Power_and_PSD_V01 Version: 0.0.1 | TCID_FCC15407_3
My Description	FCC 15.407 Max Output Power & PSD - WLAN5Gx n-HT20 mode U-NII-2C
Add. Information	

Test Parameter	
Technology to test	WLAN5Gx n-HT20 mode U-NII-2C
Antenna Port used	1
Temperature	mid
Voltage	mid
Frequency low to test	True | Freq [MHz] 5500
Frequency mid to test	False | Freq [MHz] 5600
Frequency high to test	False | Freq [MHz] 5700
Switched Path	IUT - SignalingUnit - SpectrumAnalyzer
Devices in use	SA: Rohde&Schwarz,FSV-40,1307.9002K40/101042,3.50

Test at TX 5500 MHz

RESULT: Duty Cycle evaluation					
Test Description	Lower Limit	Upper Limit	Measured	Unit	Verdict
No enough Bursts detected, Duty Cycle Burst Ratio set to 1					
Duty Cycle (Burst Ratio) max	---	---	1	---	Information
Duty Cycle max	---	---	0	dB	Information
Duty Cycle (Burst Ratio) min	---	---	1	---	Information
Duty Cycle min	---	---	0	dB	Information

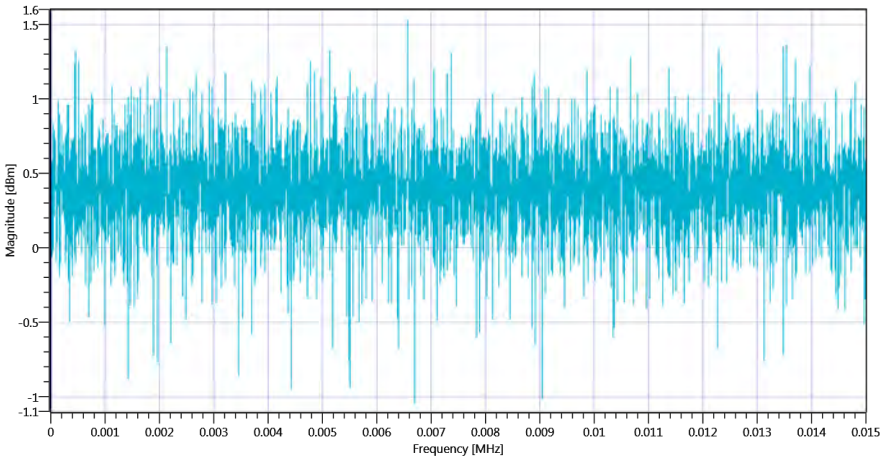

Plot_FCC Part 15.407 Max Output Power and PSD ~ WLAN5Gx n-HT20 mode U-NII-2C 5500 MHz - Duty Cycle_18102019_135232.png

RESULT: TC_VM_FCC15407_Max_Output_Power_and_PSD_V01					
Test Description	Lower Limit	Upper Limit	Measured	Unit	Verdict
Bandwidth 26dB	---	---	20.4	MHz	Information
T1 26dB	---	---	5489.8400	MHz	Information
T2 26dB	---	---	5510.2400	MHz	Information

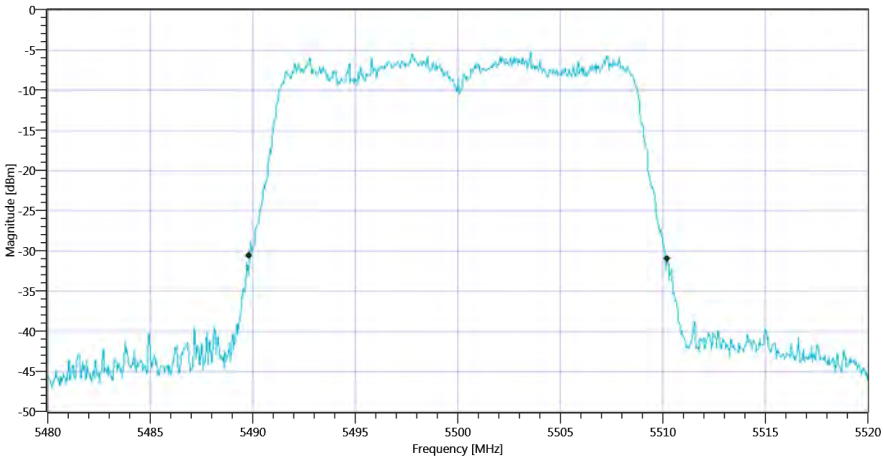

Plot_FCC Part 15.407 Max Output Power and PSD ~ WLAN5Gx n-HT20 mode U-NII-2C BW_18102019_135239.png

READ SA SETTINGS:	
RefLevel [dBm] | RefLevelOffset [dB] | InpAtt [dB]	11.01 | 14.07 | 15
Start [MHz] | Stop [MHz]	5480.000 | 5520.000
RBW [MHz] | VBW [MHz]	1.000000 | 3.000000
Detector | TraceMode	RMS | MAXH
Sweep: Time [ms] | Count | Points per Section | Type	8000 | 1 | 160 | SWE

RESULT: TC_VM_FCC15407_Max_Output_Power_and_PSD_V01					
Test Description	Lower Limit	Upper Limit	Measured	Unit	Verdict
Max Output Power	---	---	2.94	dBm	Information
Duty Cycle Correction	---	---	0	dB	Information
Limit absolute					
Max Output Power DC corrected	---	24	2.94	dBm	PASS
Limit by: 11 dBm + 10 log Bandwidth					
Max Output Power DC corrected	---	24.1	2.94	dBm	PASS

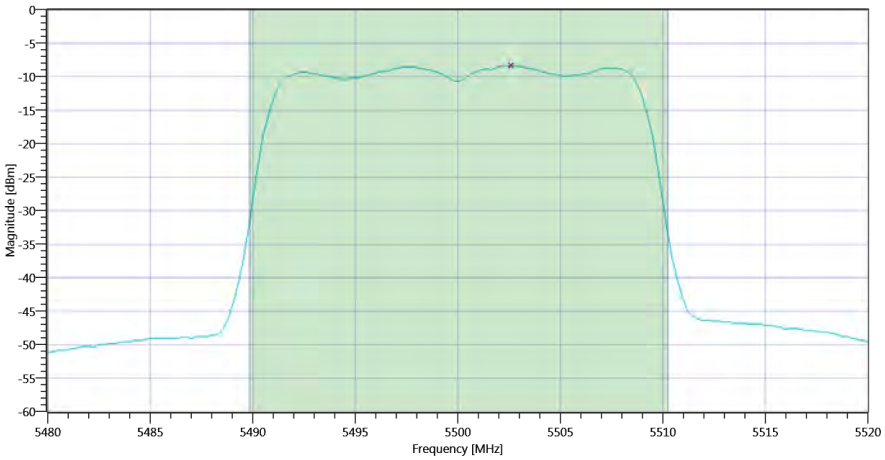

Plot_FCC Part 15.407 Max Output Power and PSD ~ WLAN5Gx n-HT20 mode U-NII-2C Max OP and PSD_18102019_135252.png

RESULT: TC_VM_FCC15407_Max_Output_Power_and_PSD_V01					
Test Description	Lower Limit	Upper Limit	Measured	Unit	Verdict
Power Spectral Density	---	---	-8.34	dBm/1MHz	Information
Duty Cycle Correction	---	---	0	dB	Information
Power Spectral Density DC corrected	---	11	-8.34	dBm/1MHz	PASS

TEST FINISHED		
General Verdict	18.10.2019 13:52:53 / RT: 35 s	PASS

8. FCC Part 15.407 Max Output Power and PSD ~ WLAN5Gx n-HT20 mode U-NII-2C

Test References	
TC Start	18.10.2019 13:55:41
System Version	1.0.0.21
Test Specification	FCC Part 15.407
Test Method	KDB789033 D02, F., E.2.e.
Class / TC Version / TC ID	TC_VM_FCC15407_Max_Output_Power_and_PSD_V01 Version: 0.0.1 | TCID_FCC15407_3
My Description	FCC 15.407 Max Output Power & PSD - WLAN5Gx n-HT20 mode U-NII-2C
Add. Information	

Test Parameter	
Technology to test	WLAN5Gx n-HT20 mode U-NII-2C
Antenna Port used	1
Temperature	mid
Voltage	mid
Frequency low to test	False | Freq [MHz] 5500
Frequency mid to test	True | Freq [MHz] 5600
Frequency high to test	False | Freq [MHz] 5700
Switched Path	IUT - SignalingUnit - SpectrumAnalyzer
Devices in use	SA: Rohde&Schwarz,FSV-40,1307.9002K40/101042,3.50

Test at TX 5600 MHz

RESULT: Duty Cycle evaluation					
Test Description	Lower Limit	Upper Limit	Measured	Unit	Verdict
No enough Bursts detected, Duty Cycle Burst Ratio set to 1					
Duty Cycle (Burst Ratio) max	---	---	1	---	Information
Duty Cycle max	---	---	0	dB	Information
Duty Cycle (Burst Ratio) min	---	---	1	---	Information
Duty Cycle min	---	---	0	dB	Information

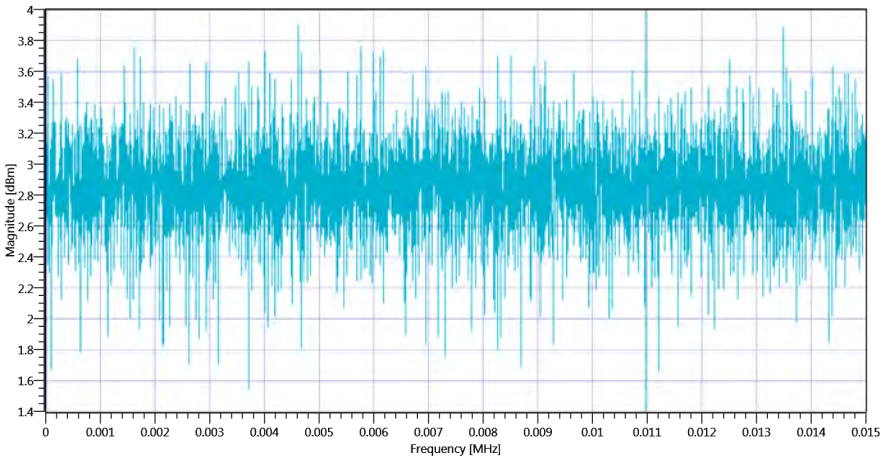

Plot_FCC Part 15.407 Max Output Power and PSD ~ WLAN5Gx n-HT20 mode U-NII-2C 5600 MHz - Duty Cycle_18102019_135556.png

RESULT: TC_VM_FCC15407_Max_Output_Power_and_PSD_V01					
Test Description	Lower Limit	Upper Limit	Measured	Unit	Verdict
Bandwidth 26dB	---	---	20.24	MHz	Information
T1 26dB	---	---	5589.9200	MHz	Information
T2 26dB	---	---	5610.1600	MHz	Information

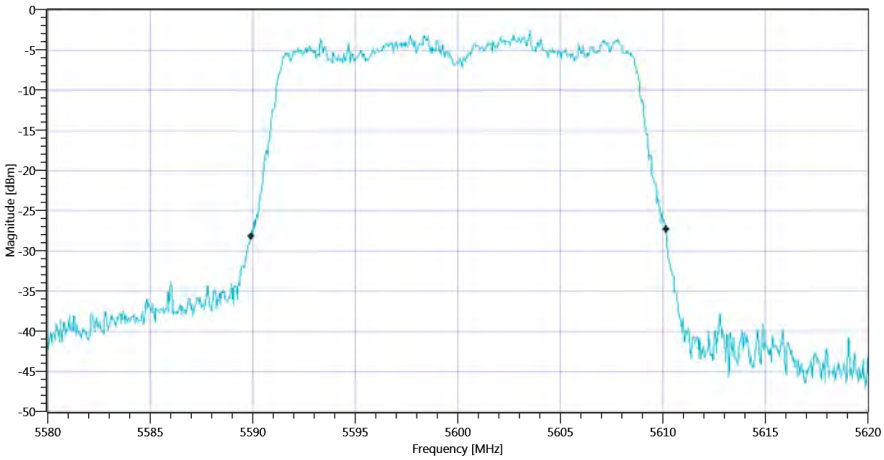

Plot_FCC Part 15.407 Max Output Power and PSD ~ WLAN5Gx n-HT20 mode U-NII-2C BW_18102019_135603.png

READ SA SETTINGS:	
RefLevel [dBm] | RefLevelOffset [dB] | InpAtt [dB]	13.19 | 14.17 | 15
Start [MHz] | Stop [MHz]	5580.000 | 5620.000
RBW [MHz] | VBW [MHz]	1.000000 | 3.000000
Detector | TraceMode	RMS | MAXH
Sweep: Time [ms] | Count | Points per Section | Type	8000 | 1 | 160 | SWE

RESULT: TC_VM_FCC15407_Max_Output_Power_and_PSD_V01					
Test Description	Lower Limit	Upper Limit	Measured	Unit	Verdict
Max Output Power	---	---	5.35	dBm	Information
Duty Cycle Correction	---	---	0	dB	Information
Limit absolute					
Max Output Power DC corrected	---	24	5.35	dBm	PASS
Limit by: 11 dBm + 10 log Bandwidth					
Max Output Power DC corrected	---	24.06	5.35	dBm	PASS

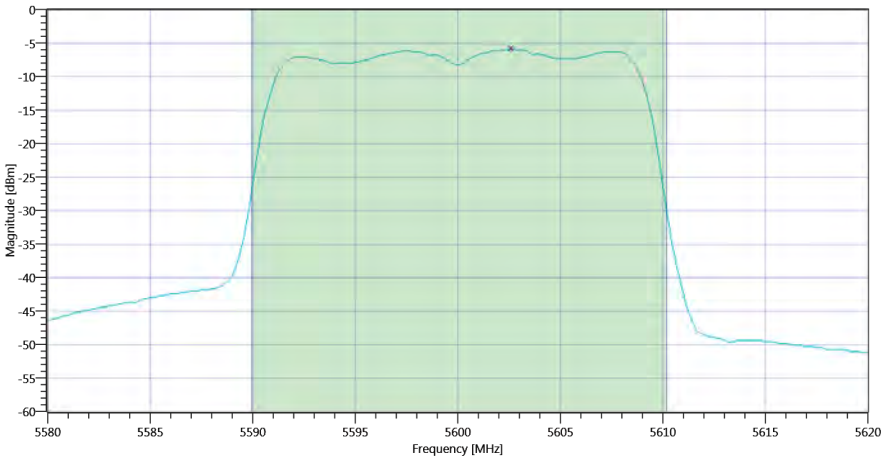

Plot_FCC Part 15.407 Max Output Power and PSD ~ WLAN5Gx n-HT20 mode U-NII-2C Max OP and PSD_18102019_135617.png

RESULT: TC_VM_FCC15407_Max_Output_Power_and_PSD_V01					
Test Description	Lower Limit	Upper Limit	Measured	Unit	Verdict
Power Spectral Density	---	---	-5.89	dBm/1MHz	Information
Duty Cycle Correction	---	---	0	dB	Information
Power Spectral Density DC corrected	---	11	-5.89	dBm/1MHz	PASS

TEST FINISHED		
General Verdict	18.10.2019 13:56:18 / RT: 36 s	PASS

9. FCC Part 15.407 Max Output Power and PSD ~ WLAN5Gx n-HT20 mode U-NII-2C

Test References	
TC Start	18.10.2019 14:00:50
System Version	1.0.0.21
Test Specification	FCC Part 15.407
Test Method	KDB789033 D02, F., E.2.e.
Class / TC Version / TC ID	TC_VM_FCC15407_Max_Output_Power_and_PSD_V01 Version: 0.0.1 | TCID_FCC15407_3
My Description	FCC 15.407 Max Output Power & PSD - WLAN5Gx n-HT20 mode U-NII-2C
Add. Information	

Test Parameter	
Technology to test	WLAN5Gx n-HT20 mode U-NII-2C
Antenna Port used	1
Temperature	mid
Voltage	mid
Frequency low to test	False | Freq [MHz] 5500
Frequency mid to test	False | Freq [MHz] 5600
Frequency high to test	True | Freq [MHz] 5700
Switched Path	IUT - SignalingUnit - SpectrumAnalyzer
Devices in use	SA: Rohde&Schwarz,FSV-40,1307.9002K40/101042,3.50

Test at TX 5700 MHz

RESULT: Duty Cycle evaluation					
Test Description	Lower Limit	Upper Limit	Measured	Unit	Verdict
No enough Bursts detected, Duty Cycle Burst Ratio set to 1					
Duty Cycle (Burst Ratio) max	---	---	1	---	Information
Duty Cycle max	---	---	0	dB	Information
Duty Cycle (Burst Ratio) min	---	---	1	---	Information
Duty Cycle min	---	---	0	dB	Information

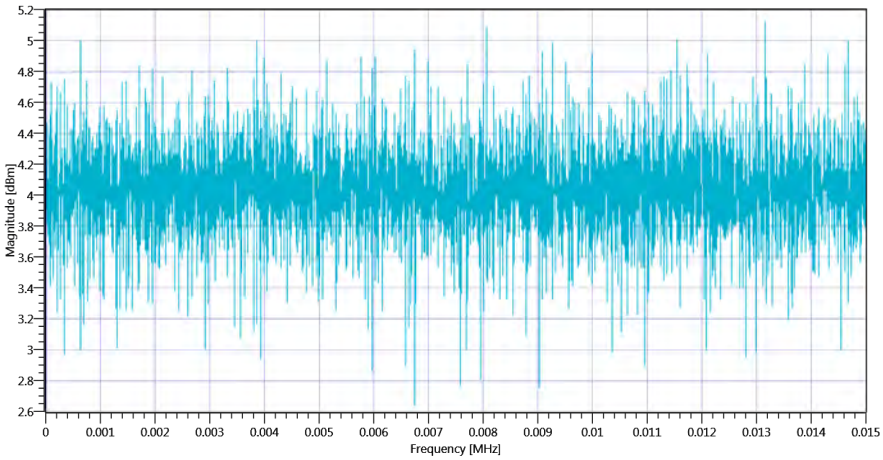

Plot_FCC Part 15.407 Max Output Power and PSD ~ WLAN5Gx n-HT20 mode U-NII-2C 5700 MHz - Duty Cycle_18102019_140104.png

RESULT: TC_VM_FCC15407_Max_Output_Power_and_PSD_V01					
Test Description	Lower Limit	Upper Limit	Measured	Unit	Verdict
Bandwidth 26dB	---	---	20.36	MHz	Information
T1 26dB	---	---	5689.8400	MHz	Information
T2 26dB	---	---	5710.2000	MHz	Information

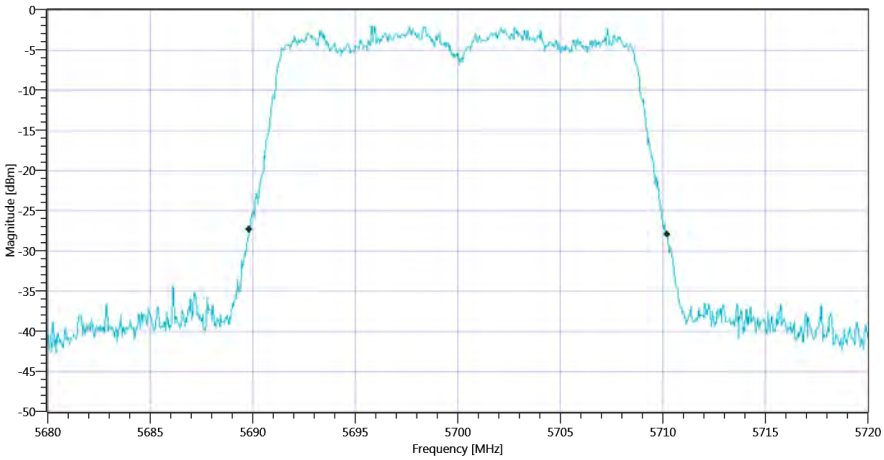

Plot_FCC Part 15.407 Max Output Power and PSD ~ WLAN5Gx n-HT20 mode U-NII-2C BW_18102019_140112.png

READ SA SETTINGS:	
RefLevel [dBm] | RefLevelOffset [dB] | InpAtt [dB]	14.98 | 14.41 | 15
Start [MHz] | Stop [MHz]	5680.000 | 5720.000
RBW [MHz] | VBW [MHz]	1.000000 | 3.000000
Detector | TraceMode	RMS | MAXH
Sweep: Time [ms] | Count | Points per Section | Type	8000 | 1 | 160 | SWE

RESULT: TC_VM_FCC15407_Max_Output_Power_and_PSD_V01					
Test Description	Lower Limit	Upper Limit	Measured	Unit	Verdict
Max Output Power	---	---	6.48	dBm	Information
Duty Cycle Correction	---	---	0	dB	Information
Limit absolute					
Max Output Power DC corrected	---	24	6.48	dBm	PASS
Limit by: 11 dBm + 10 log Bandwidth					
Max Output Power DC corrected	---	24.09	6.48	dBm	PASS

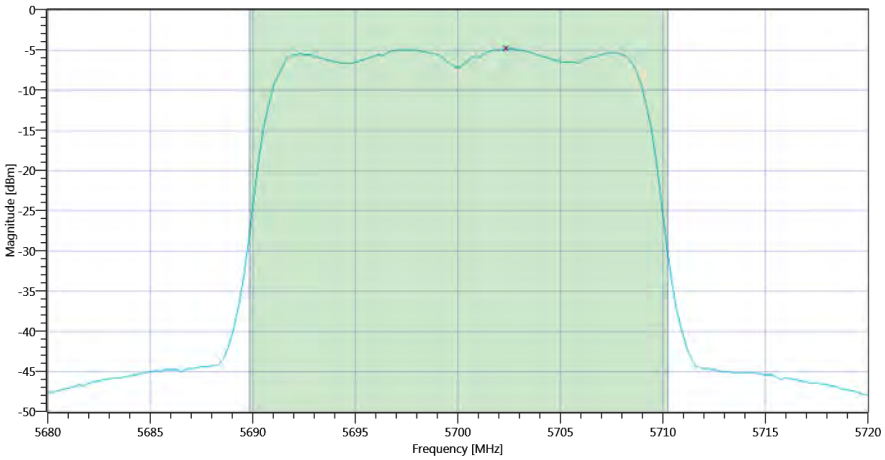

Plot_FCC Part 15.407 Max Output Power and PSD ~ WLAN5Gx n-HT20 mode U-NII-2C Max OP and PSD_18102019_140125.png

RESULT: TC_VM_FCC15407_Max_Output_Power_and_PSD_V01					
Test Description	Lower Limit	Upper Limit	Measured	Unit	Verdict
Power Spectral Density	---	---	-4.88	dBm/1MHz	Information
Duty Cycle Correction	---	---	0	dB	Information
Power Spectral Density DC corrected	---	11	-4.88	dBm/1MHz	PASS

TEST FINISHED		
General Verdict	18.10.2019 14:01:26 / RT: 35 s	PASS

10. FCC Part 15.407 Max Output Power and PSD ~ WLAN5Gx n-HT20 mode U-NII-3

Test References	
TC Start	18.10.2019 14:04:17
System Version	1.0.0.21
Test Specification	FCC Part 15.407
Test Method	KDB789033 D02, F., E.2.e.
Class / TC Version / TC ID	TC_VM_FCC15407_Max_Output_Power_and_PSD_V01 Version: 0.0.1 | TCID_FCC15407_3
My Description	FCC 15.407 Max Output Power & PSD - WLAN5Gx n-HT20 mode U-NII-3
Add. Information	

Test Parameter	
Technology to test	WLAN5Gx n-HT20 mode U-NII-3
Antenna Port used	1
Temperature	mid
Voltage	mid
Frequency low to test	True | Freq [MHz] 5745
Frequency mid to test	False | Freq [MHz] 5785
Frequency high to test	False | Freq [MHz] 5825
Switched Path	IUT - SignalingUnit - SpectrumAnalyzer
Devices in use	SA: Rohde&Schwarz,FSV-40,1307.9002K40/101042,3.50

Test at TX 5745 MHz

RESULT: Duty Cycle evaluation					
Test Description	Lower Limit	Upper Limit	Measured	Unit	Verdict
No enough Bursts detected, Duty Cycle Burst Ratio set to 1					
Duty Cycle (Burst Ratio) max	---	---	1	---	Information
Duty Cycle max	---	---	0	dB	Information
Duty Cycle (Burst Ratio) min	---	---	1	---	Information
Duty Cycle min	---	---	0	dB	Information

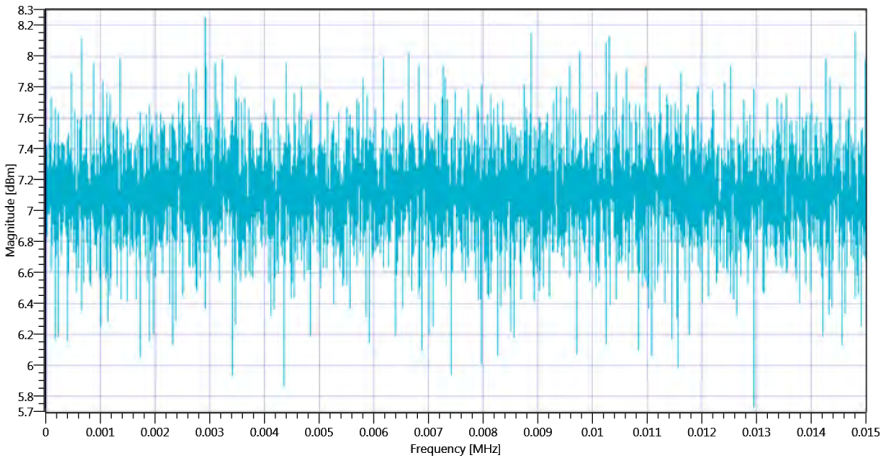

Plot_FCC Part 15.407 Max Output Power and PSD ~ WLAN5Gx n-HT20 mode U-NII-3 5745 MHz - Duty Cycle_18102019_140431.png

RESULT: TC_VM_FCC15407_Max_Output_Power_and_PSD_V01					
Test Description	Lower Limit	Upper Limit	Measured	Unit	Verdict
Bandwidth 26dB	---	---	20.44	MHz	Information
T1 26dB	---	---	5734.7600	MHz	Information
T2 26dB	---	---	5755.2000	MHz	Information

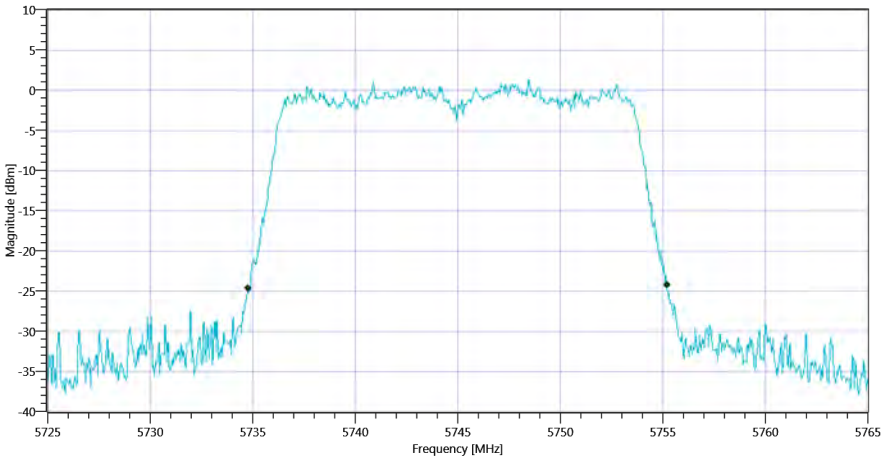

Plot_FCC Part 15.407 Max Output Power and PSD ~ WLAN5Gx n-HT20 mode U-NII-3 BW_18102019_140438.png

READ SA SETTINGS:	
RefLevel [dBm] | RefLevelOffset [dB] | InpAtt [dB]	17.88 | 14.24 | 20
Start [MHz] | Stop [MHz]	5725.000 | 5765.000
RBW [MHz] | VBW [MHz]	1.000000 | 3.000000
Detector | TraceMode	RMS | MAXH
Sweep: Time [ms] | Count | Points per Section | Type	8000 | 1 | 160 | SWE

RESULT: TC_VM_FCC15407_Max_Output_Power_and_PSD_V01					
Test Description	Lower Limit	Upper Limit	Measured	Unit	Verdict
Max Output Power	---	---	9.48	dBm	Information
Duty Cycle Correction	---	---	0	dB	Information
Limit absolute					
Max Output Power DC corrected	---	30	9.48	dBm	PASS
Limit by: 11 dBm + 10 log Bandwidth					
Max Output Power DC corrected	---	24.1	9.48	dBm	not applicable

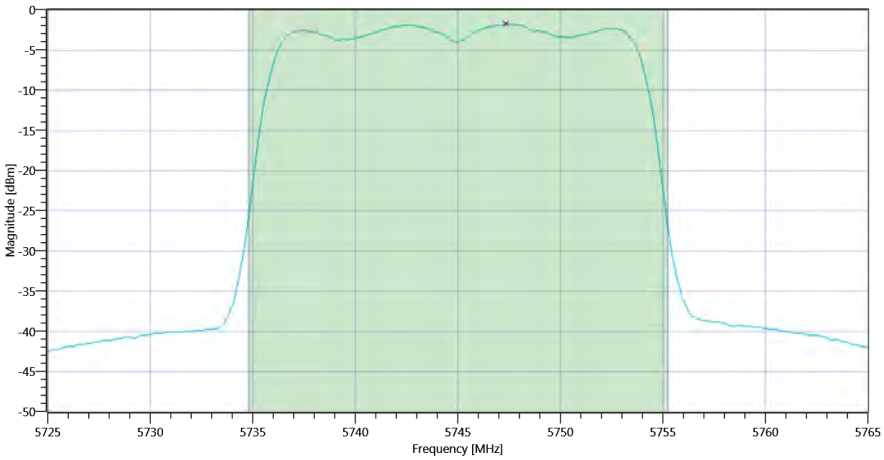

Plot_FCC Part 15.407 Max Output Power and PSD ~ WLAN5Gx n-HT20 mode U-NII-3 Max OP and PSD_18102019_140452.png

READ SA SETTINGS:	
RefLevel [dBm] | RefLevelOffset [dB] | InpAtt [dB]	17.88 | 14.24 | 20
Start [MHz] | Stop [MHz]	5725.000 | 5765.000
RBW [MHz] | VBW [MHz]	0.500000 | 3.000000
Detector | TraceMode	RMS | MAXH
Sweep: Time [ms] | Count | Points per Section | Type	8000 | 1 | 160 | SWE

RESULT: TC_VM_FCC15407_Max_Output_Power_and_PSD_V01					
Test Description	Lower Limit	Upper Limit	Measured	Unit	Verdict
Power Spectral Density	---	---	-4.83	dBm/0.5MHz	Information
Duty Cycle Correction	---	---	0	dB	Information
Power Spectral Density DC corrected	---	30	-1.85	dBm/0.5MHz	PASS

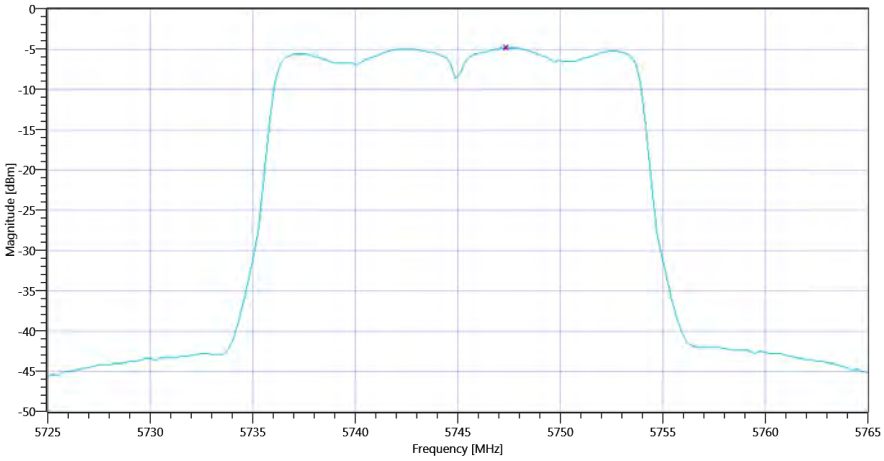

Plot_FCC Part 15.407 Max Output Power and PSD ~ WLAN5Gx n-HT20 mode U-NII-3 PSD UNII-3_18102019_140504.png

TEST FINISHED		
General Verdict	18.10.2019 14:05:05 / RT: 47 s	PASS

11. FCC Part 15.407 Max Output Power and PSD ~ WLAN5Gx n-HT20 mode U-NII-3

Test References	
TC Start	18.10.2019 14:08:59
System Version	1.0.0.21
Test Specification	FCC Part 15.407
Test Method	KDB789033 D02, F., E.2.e.
Class / TC Version / TC ID	TC_VM_FCC15407_Max_Output_Power_and_PSD_V01 Version: 0.0.1 | TCID_FCC15407_3
My Description	FCC 15.407 Max Output Power & PSD - WLAN5Gx n-HT20 mode U-NII-3
Add. Information	

Test Parameter	
Technology to test	WLAN5Gx n-HT20 mode U-NII-3
Antenna Port used	1
Temperature	mid
Voltage	mid
Frequency low to test	False | Freq [MHz] 5745
Frequency mid to test	True | Freq [MHz] 5785
Frequency high to test	False | Freq [MHz] 5825
Switched Path	IUT - SignalingUnit - SpectrumAnalyzer
Devices in use	SA: Rohde&Schwarz,FSV-40,1307.9002K40/101042,3.50

Test at TX 5785 MHz

RESULT: Duty Cycle evaluation					
Test Description	Lower Limit	Upper Limit	Measured	Unit	Verdict
No enough Bursts detected, Duty Cycle Burst Ratio set to 1					
Duty Cycle (Burst Ratio) max	---	---	1	---	Information
Duty Cycle max	---	---	0	dB	Information
Duty Cycle (Burst Ratio) min	---	---	1	---	Information
Duty Cycle min	---	---	0	dB	Information

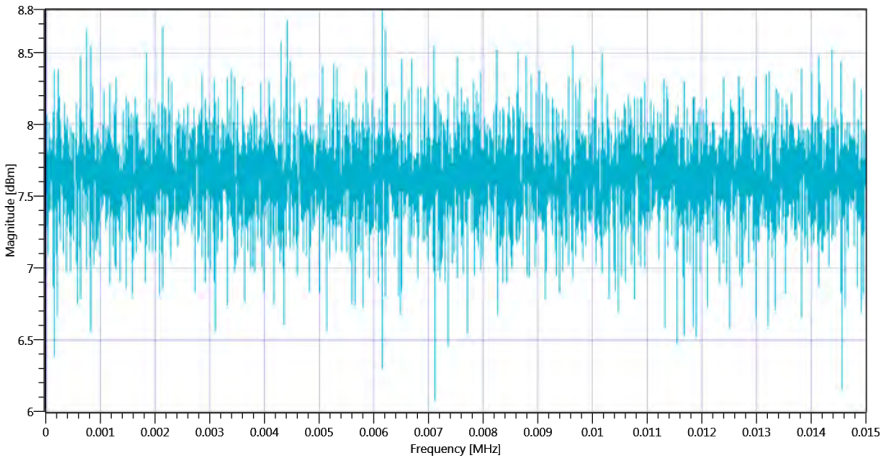

Plot_FCC Part 15.407 Max Output Power and PSD ~ WLAN5Gx n-HT20 mode U-NII-3 5785 MHz - Duty Cycle_18102019_140913.png

RESULT: TC_VM_FCC15407_Max_Output_Power_and_PSD_V01					
Test Description	Lower Limit	Upper Limit	Measured	Unit	Verdict
Bandwidth 26dB	---	---	20.36	MHz	Information
T1 26dB	---	---	5774.8400	MHz	Information
T2 26dB	---	---	5795.2000	MHz	Information

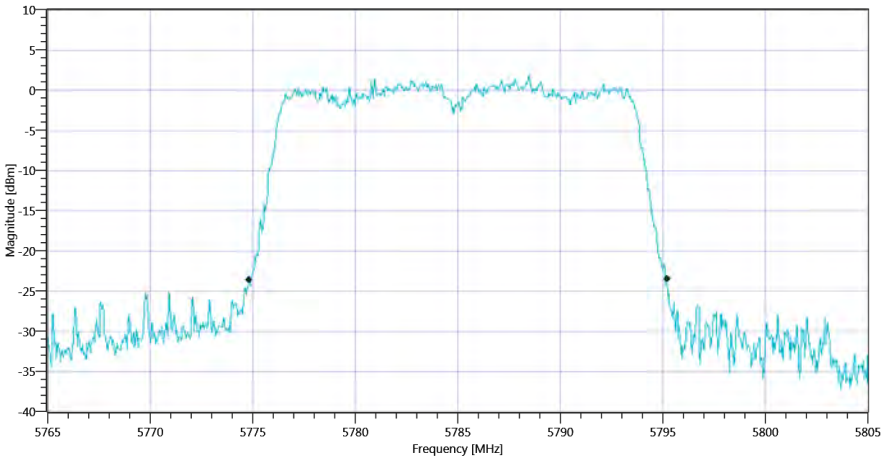

Plot_FCC Part 15.407 Max Output Power and PSD ~ WLAN5Gx n-HT20 mode U-NII-3 BW_18102019_140920.png

READ SA SETTINGS:	
RefLevel [dBm] | RefLevelOffset [dB] | InpAtt [dB]	18.36 | 14.27 | 20
Start [MHz] | Stop [MHz]	5765.000 | 5805.000
RBW [MHz] | VBW [MHz]	1.000000 | 3.000000
Detector | TraceMode	RMS | MAXH
Sweep: Time [ms] | Count | Points per Section | Type	8000 | 1 | 160 | SWE

RESULT: TC_VM_FCC15407_Max_Output_Power_and_PSD_V01					
Test Description	Lower Limit	Upper Limit	Measured	Unit	Verdict
Max Output Power	---	---	10.01	dBm	Information
Duty Cycle Correction	---	---	0	dB	Information
Limit absolute					
Max Output Power DC corrected	---	30	10.01	dBm	PASS
Limit by: 11 dBm + 10 log Bandwidth					
Max Output Power DC corrected	---	24.09	10.01	dBm	not applicable

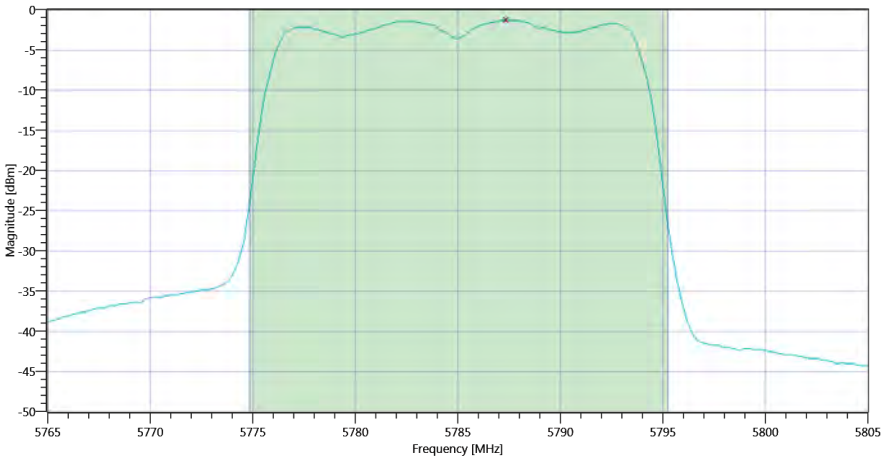

Plot_FCC Part 15.407 Max Output Power and PSD ~ WLAN5Gx n-HT20 mode U-NII-3 Max OP and PSD_18102019_140933.png

READ SA SETTINGS:	
RefLevel [dBm] | RefLevelOffset [dB] | InpAtt [dB]	18.36 | 14.27 | 20
Start [MHz] | Stop [MHz]	5765.000 | 5805.000
RBW [MHz] | VBW [MHz]	0.500000 | 3.000000
Detector | TraceMode	RMS | MAXH
Sweep: Time [ms] | Count | Points per Section | Type	8000 | 1 | 160 | SWE

RESULT: TC_VM_FCC15407_Max_Output_Power_and_PSD_V01					
Test Description	Lower Limit	Upper Limit	Measured	Unit	Verdict
Power Spectral Density	---	---	-4.28	dBm/0.5MHz	Information
Duty Cycle Correction	---	---	0	dB	Information
Power Spectral Density DC corrected	---	30	-1.3	dBm/0.5MHz	PASS

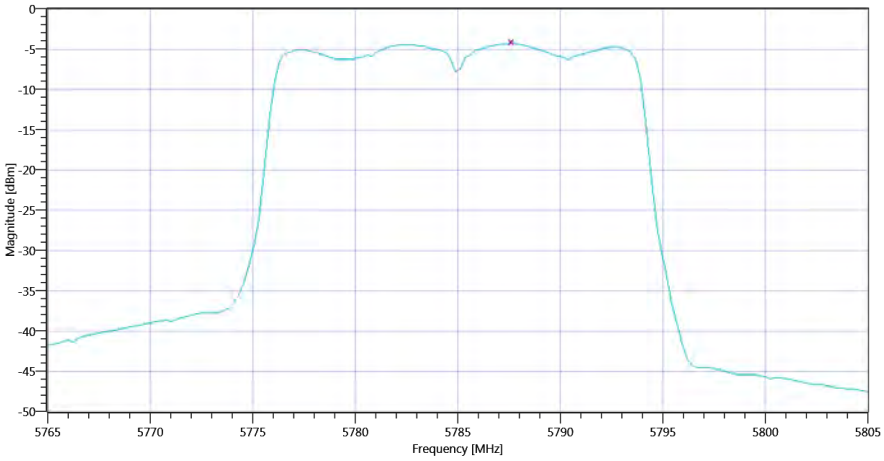

Plot_FCC Part 15.407 Max Output Power and PSD ~ WLAN5Gx n-HT20 mode U-NII-3 PSD UNII-3_18102019_140946.png

TEST FINISHED		
General Verdict	18.10.2019 14:09:46 / RT: 46 s	PASS

12. FCC Part 15.407 Max Output Power and PSD ~ WLAN5Gx n-HT20 mode U-NII-3

Test References	
TC Start	18.10.2019 14:12:35
System Version	1.0.0.21
Test Specification	FCC Part 15.407
Test Method	KDB789033 D02, F., E.2.e.
Class / TC Version / TC ID	TC_VM_FCC15407_Max_Output_Power_and_PSD_V01 Version: 0.0.1 | TCID_FCC15407_3
My Description	FCC 15.407 Max Output Power & PSD - WLAN5Gx n-HT20 mode U-NII-3
Add. Information	

Test Parameter	
Technology to test	WLAN5Gx n-HT20 mode U-NII-3
Antenna Port used	1
Temperature	mid
Voltage	mid
Frequency low to test	False | Freq [MHz] 5745
Frequency mid to test	False | Freq [MHz] 5785
Frequency high to test	True | Freq [MHz] 5825
Switched Path	IUT - SignalingUnit - SpectrumAnalyzer
Devices in use	SA: Rohde&Schwarz,FSV-40,1307.9002K40/101042,3.50

Test at TX 5825 MHz

RESULT: Duty Cycle evaluation					
Test Description	Lower Limit	Upper Limit	Measured	Unit	Verdict
No enough Bursts detected, Duty Cycle Burst Ratio set to 1					
Duty Cycle (Burst Ratio) max	---	---	1	---	Information
Duty Cycle max	---	---	0	dB	Information
Duty Cycle (Burst Ratio) min	---	---	1	---	Information
Duty Cycle min	---	---	0	dB	Information

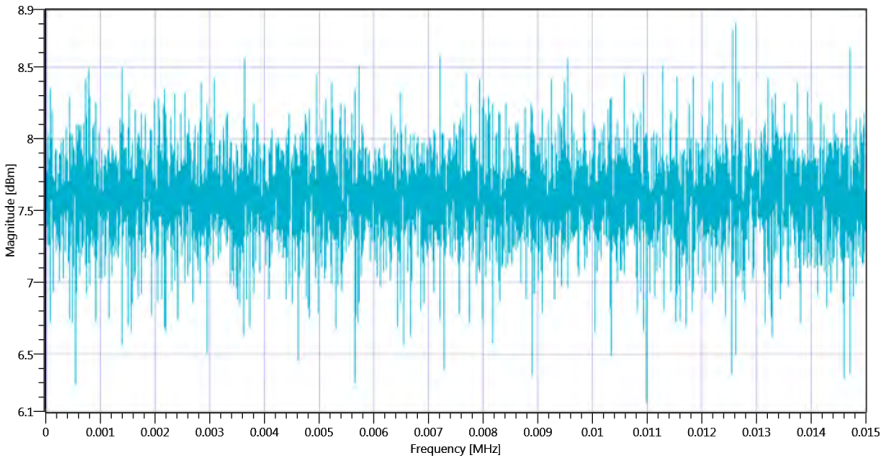

Plot_FCC Part 15.407 Max Output Power and PSD ~ WLAN5Gx n-HT20 mode U-NII-3 5825 MHz - Duty Cycle_18102019_141249.png

RESULT: TC_VM_FCC15407_Max_Output_Power_and_PSD_V01					
Test Description	Lower Limit	Upper Limit	Measured	Unit	Verdict
Bandwidth 26dB	---	---	20.24	MHz	Information
T1 26dB	---	---	5814.8800	MHz	Information
T2 26dB	---	---	5835.1200	MHz	Information

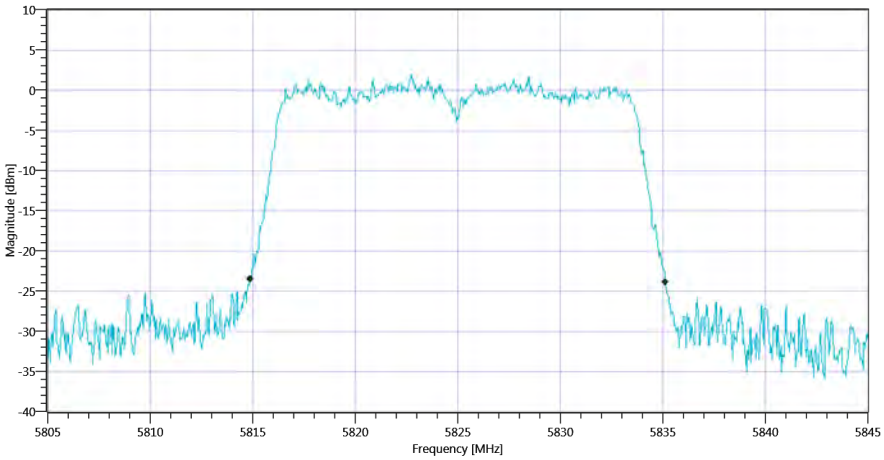

Plot_FCC Part 15.407 Max Output Power and PSD ~ WLAN5Gx n-HT20 mode U-NII-3 BW_18102019_141256.png

READ SA SETTINGS:	
RefLevel [dBm] | RefLevelOffset [dB] | InpAtt [dB]	18.62 | 14.33 | 20
Start [MHz] | Stop [MHz]	5805.000 | 5845.000
RBW [MHz] | VBW [MHz]	1.000000 | 3.000000
Detector | TraceMode	RMS | MAXH
Sweep: Time [ms] | Count | Points per Section | Type	8000 | 1 | 160 | SWE

RESULT: TC_VM_FCC15407_Max_Output_Power_and_PSD_V01					
Test Description	Lower Limit	Upper Limit	Measured	Unit	Verdict
Max Output Power	---	---	9.97	dBm	Information
Duty Cycle Correction	---	---	0	dB	Information
Limit absolute					
Max Output Power DC corrected	---	30	9.97	dBm	PASS
Limit by: 11 dBm + 10 log Bandwidth					
Max Output Power DC corrected	---	24.06	9.97	dBm	not applicable

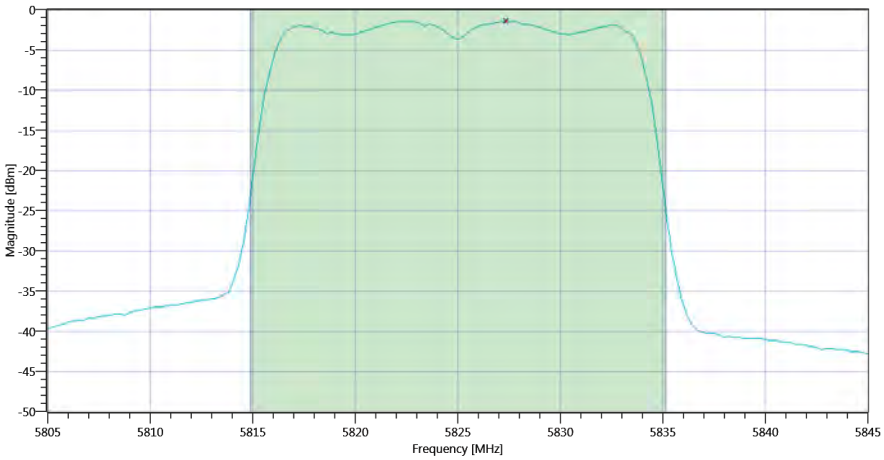

Plot_FCC Part 15.407 Max Output Power and PSD ~ WLAN5Gx n-HT20 mode U-NII-3 Max OP and PSD_18102019_141309.png

READ SA SETTINGS:	
RefLevel [dBm] | RefLevelOffset [dB] | InpAtt [dB]	18.62 | 14.33 | 20
Start [MHz] | Stop [MHz]	5805.000 | 5845.000
RBW [MHz] | VBW [MHz]	0.500000 | 3.000000
Detector | TraceMode	RMS | MAXH
Sweep: Time [ms] | Count | Points per Section | Type	8000 | 1 | 160 | SWE

RESULT: TC_VM_FCC15407_Max_Output_Power_and_PSD_V01					
Test Description	Lower Limit	Upper Limit	Measured	Unit	Verdict
Power Spectral Density	---	---	-4.39	dBm/0.5MHz	Information
Duty Cycle Correction	---	---	0	dB	Information
Power Spectral Density DC corrected	---	30	-1.39	dBm/0.5MHz	PASS

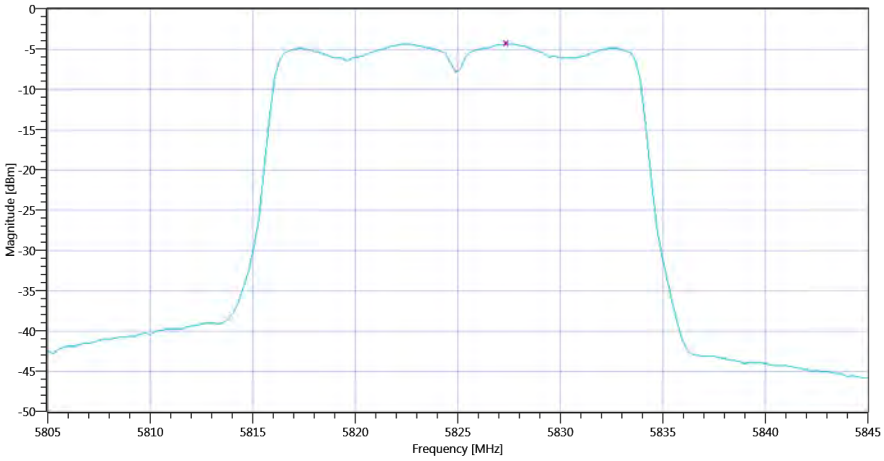

Plot_FCC Part 15.407 Max Output Power and PSD ~ WLAN5Gx n-HT20 mode U-NII-3 PSD UNII-3_18102019_141322.png

TEST FINISHED		
General Verdict	18.10.2019 14:13:22 / RT: 47 s	PASS

13. ISED Max Output Power and PSD ~ WLAN5Gx n-HT20 mode U-NII-1

Test References	
TC Start	04.12.2019 08:30:06
System Version	1.0.0.24
Test Specification	ISED
Test Method	
Class / TC Version / TC ID	TC_VM_FCC15407_Max_Output_Power_and_PSD_V01 Version: 0.0.1 | TCID_FCC15407_3
My Description	ISED Max Output Power & PSD - WLAN5Gx n-HT20 mode U-NII-1
Add. Information	

Test Parameter	
Technology to test	WLAN5Gx n-HT20 mode U-NII-1
Antenna Port used	1
Temperature	mid
Voltage	mid
Frequency low to test	True | Freq [MHz] 5180
Frequency mid to test	False | Freq [MHz] 5200
Frequency high to test	False | Freq [MHz] 5240
Switched Path	IUT - SignalingUnit - SpectrumAnalyzer
Devices in use	SA: Rohde&Schwarz,FSV-40,1307.9002K40/101042,3.60

Test at TX 5180 MHz

RESULT: Duty Cycle evaluation					
Test Description	Lower Limit	Upper Limit	Measured	Unit	Verdict
No enough Bursts detected, Duty Cycle Burst Ratio set to 1					
Duty Cycle (Burst Ratio) max	---	---	1	---	Information
Duty Cycle max	---	---	0	dB	Information
Duty Cycle (Burst Ratio) min	---	---	1	---	Information
Duty Cycle min	---	---	0	dB	Information

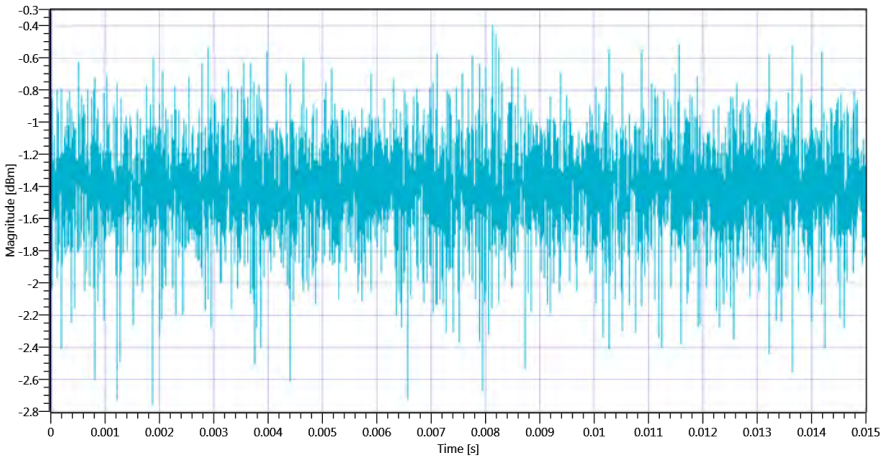

Plot_ISED Max Output Power and PSD ~ WLAN5Gx n-HT20 mode U-NII-1 5180 MHz - Duty Cycle_04122019_083019.png

RESULT: TC_VM_FCC15407_Max_Output_Power_and_PSD_V01					
Test Description	Lower Limit	Upper Limit	Measured	Unit	Verdict
Bandwidth 99%	---	---	17.662	MHz	Information
T1 99%	---	---	5171.1688	MHz	Information
T2 99%	---	---	5188.8312	MHz	Information

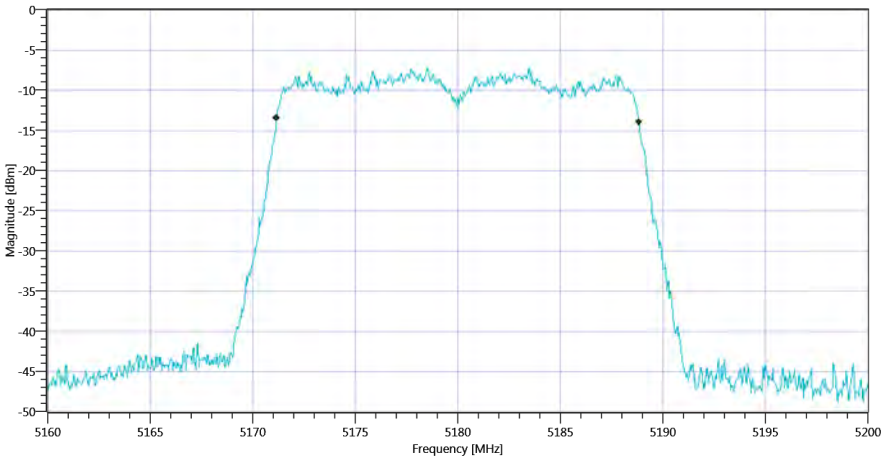

Plot_ISED Max Output Power and PSD ~ WLAN5Gx n-HT20 mode U-NII-1 BW_04122019_083030.png

READ SA SETTINGS:	
RefLevel [dBm] | RefLevelOffset [dB] | InpAtt [dB]	9.55 | 14.19 | 10
Start [MHz] | Stop [MHz]	5160.000 | 5200.000
RBW [MHz] | VBW [MHz]	1.000000 | 3.000000
Detector | TraceMode	RMS | MAXH
Sweep: Time [ms] | Count | Points per Section | Type	8000 | 1 | 160 | SWE

RESULT: TC_VM_FCC15407_Max_Output_Power_and_PSD_V01					
Test Description	Lower Limit	Upper Limit	Measured	Unit	Verdict
Max Output Power	---	---	0.94	dBm	Information
Duty Cycle Correction	---	---	0	dB	Information
Limit absolute					
Max Output Power DC corrected	---	24	0.94	dBm	PASS
Limit by: 11 dBm + 10 log Bandwidth					
Max Output Power DC corrected	---	23.47	0.94	dBm	PASS

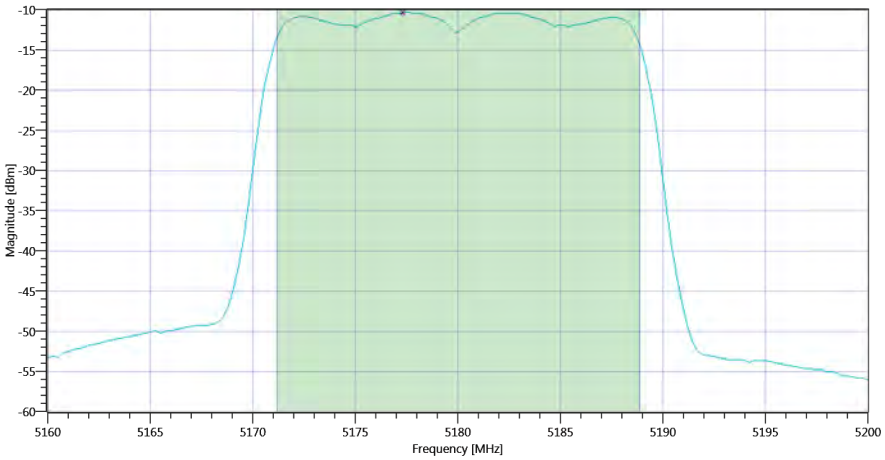

Plot_ISED Max Output Power and PSD ~ WLAN5Gx n-HT20 mode U-NII-1 Max OP and PSD_04122019_083043.png

RESULT: TC_VM_FCC15407_Max_Output_Power_and_PSD_V01					
Test Description	Lower Limit	Upper Limit	Measured	Unit	Verdict
Power Spectral Density	---	---	-10.34	dBm/1MHz	Information
Duty Cycle Correction	---	---	0	dB	Information
Power Spectral Density DC corrected	---	11	-10.34	dBm/1MHz	PASS

TEST FINISHED		
General Verdict	04.12.2019 08:30:44 / RT: 37 s	PASS

14. ISED Max Output Power and PSD ~ WLAN5Gx n-HT20 mode U-NII-1

Test References	
TC Start	04.12.2019 08:45:45
System Version	1.0.0.24
Test Specification	ISED
Test Method	
Class / TC Version / TC ID	TC_VM_FCC15407_Max_Output_Power_and_PSD_V01 Version: 0.0.1 | TCID_FCC15407_3
My Description	ISED Max Output Power & PSD - WLAN5Gx n-HT20 mode U-NII-1
Add. Information	

Test Parameter	
Technology to test	WLAN5Gx n-HT20 mode U-NII-1
Antenna Port used	1
Temperature	mid
Voltage	mid
Frequency low to test	False | Freq [MHz] 5180
Frequency mid to test	True | Freq [MHz] 5200
Frequency high to test	False | Freq [MHz] 5240
Switched Path	IUT - SignalingUnit - SpectrumAnalyzer
Devices in use	SA: Rohde&Schwarz,FSV-40,1307.9002K40/101042,3.60

Test at TX 5200 MHz

RESULT: Duty Cycle evaluation					
Test Description	Lower Limit	Upper Limit	Measured	Unit	Verdict
No enough Bursts detected, Duty Cycle Burst Ratio set to 1					
Duty Cycle (Burst Ratio) max	---	---	1	---	Information
Duty Cycle max	---	---	0	dB	Information
Duty Cycle (Burst Ratio) min	---	---	1	---	Information
Duty Cycle min	---	---	0	dB	Information

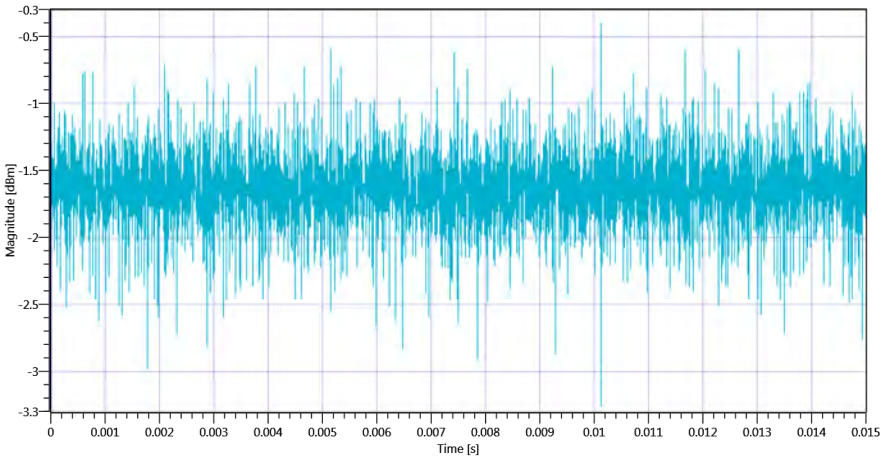

Plot_ISED Max Output Power and PSD ~ WLAN5Gx n-HT20 mode U-NII-1 5200 MHz - Duty Cycle_04122019_084558.png

RESULT: TC_VM_FCC15407_Max_Output_Power_and_PSD_V01					
Test Description	Lower Limit	Upper Limit	Measured	Unit	Verdict
Bandwidth 99%	---	---	17.702	MHz	Information
T1 99%	---	---	5191.1289	MHz	Information
T2 99%	---	---	5208.8312	MHz	Information

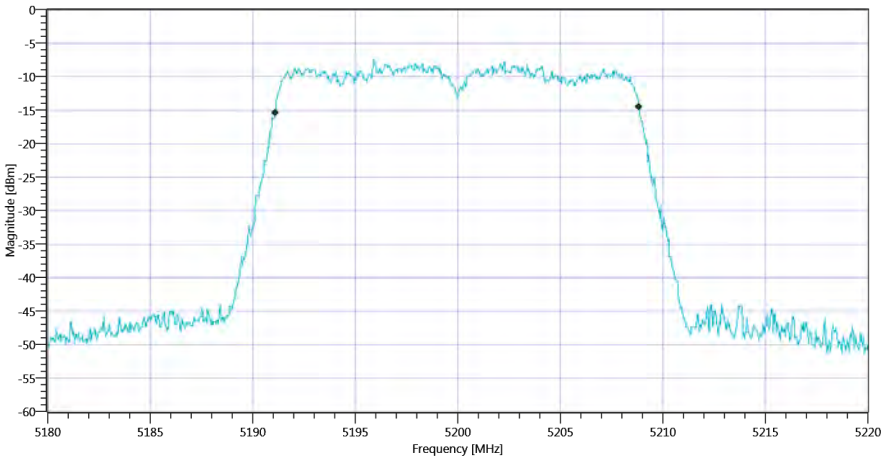

Plot_ISED Max Output Power and PSD ~ WLAN5Gx n-HT20 mode U-NII-1 BW_04122019_084605.png

READ SA SETTINGS:	
RefLevel [dBm] | RefLevelOffset [dB] | InpAtt [dB]	8.93 | 14.37 | 10
Start [MHz] | Stop [MHz]	5180.000 | 5220.000
RBW [MHz] | VBW [MHz]	1.000000 | 3.000000
Detector | TraceMode	RMS | MAXH
Sweep: Time [ms] | Count | Points per Section | Type	8000 | 1 | 160 | SWE

RESULT: TC_VM_FCC15407_Max_Output_Power_and_PSD_V01					
Test Description	Lower Limit	Upper Limit	Measured	Unit	Verdict
Max Output Power	---	---	0.66	dBm	Information
Duty Cycle Correction	---	---	0	dB	Information
Limit absolute					
Max Output Power DC corrected	---	24	0.66	dBm	PASS
Limit by: 11 dBm + 10 log Bandwidth					
Max Output Power DC corrected	---	23.48	0.66	dBm	PASS

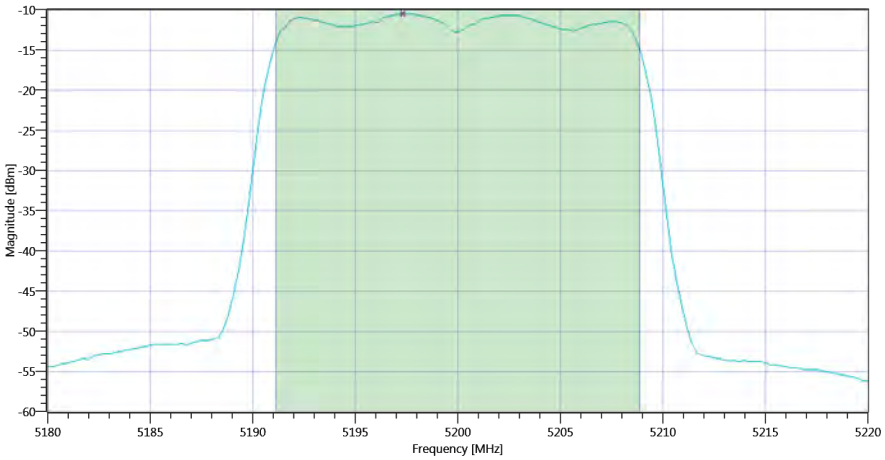

Plot_ISED Max Output Power and PSD ~ WLAN5Gx n-HT20 mode U-NII-1 Max OP and PSD_04122019_084618.png

RESULT: TC_VM_FCC15407_Max_Output_Power_and_PSD_V01					
Test Description	Lower Limit	Upper Limit	Measured	Unit	Verdict
Power Spectral Density	---	---	-10.55	dBm/1MHz	Information
Duty Cycle Correction	---	---	0	dB	Information
Power Spectral Density DC corrected	---	11	-10.55	dBm/1MHz	PASS

TEST FINISHED		
General Verdict	04.12.2019 08:46:19 / RT: 33 s	PASS

15. ISED Max Output Power and PSD ~ WLAN5Gx n-HT20 mode U-NII-1

Test References	
TC Start	04.12.2019 08:53:22
System Version	1.0.0.24
Test Specification	ISED
Test Method	
Class / TC Version / TC ID	TC_VM_FCC15407_Max_Output_Power_and_PSD_V01 Version: 0.0.1 | TCID_FCC15407_3
My Description	ISED Max Output Power & PSD - WLAN5Gx n-HT20 mode U-NII-1
Add. Information	

Test Parameter	
Technology to test	WLAN5Gx n-HT20 mode U-NII-1
Antenna Port used	1
Temperature	mid
Voltage	mid
Frequency low to test	False | Freq [MHz] 5180
Frequency mid to test	False | Freq [MHz] 5200
Frequency high to test	True | Freq [MHz] 5240
Switched Path	IUT - SignalingUnit - SpectrumAnalyzer
Devices in use	SA: Rohde&Schwarz,FSV-40,1307.9002K40/101042,3.60

Test at TX 5240 MHz

RESULT: Duty Cycle evaluation					
Test Description	Lower Limit	Upper Limit	Measured	Unit	Verdict
No enough Bursts detected, Duty Cycle Burst Ratio set to 1					
Duty Cycle (Burst Ratio) max	---	---	1	---	Information
Duty Cycle max	---	---	0	dB	Information
Duty Cycle (Burst Ratio) min	---	---	1	---	Information
Duty Cycle min	---	---	0	dB	Information

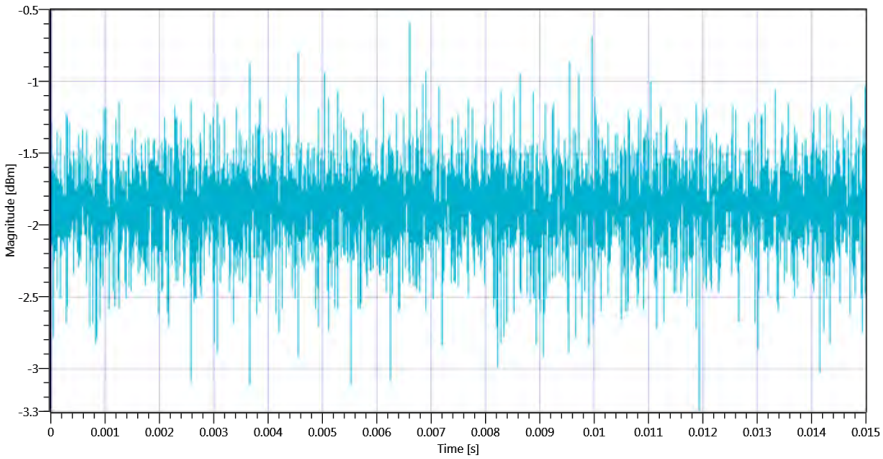

Plot_ISED Max Output Power and PSD ~ WLAN5Gx n-HT20 mode U-NII-1 5240 MHz - Duty Cycle_04122019_085335.png

RESULT: TC_VM_FCC15407_Max_Output_Power_and_PSD_V01					
Test Description	Lower Limit	Upper Limit	Measured	Unit	Verdict
Bandwidth 99%	---	---	17.662	MHz	Information
T1 99%	---	---	5231.1688	MHz	Information
T2 99%	---	---	5248.8312	MHz	Information

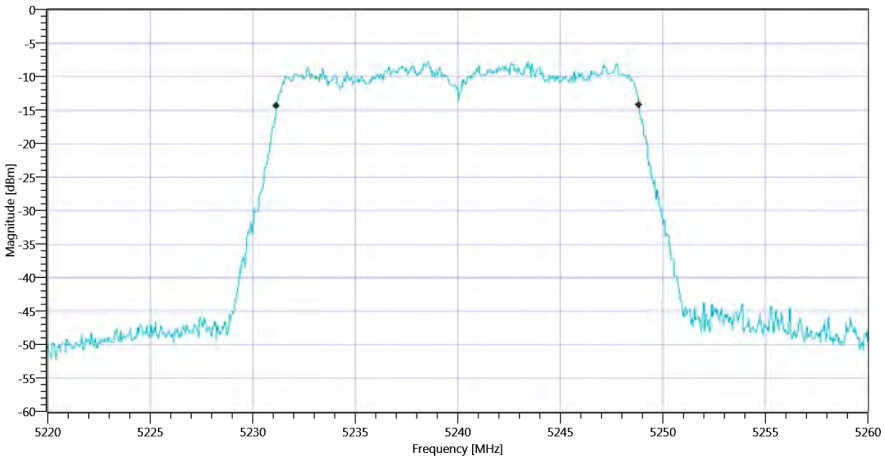

Plot_ISED Max Output Power and PSD ~ WLAN5Gx n-HT20 mode U-NII-1 BW_04122019_085342.png

READ SA SETTINGS:	
RefLevel [dBm] | RefLevelOffset [dB] | InpAtt [dB]	9.08 | 14.57 | 10
Start [MHz] | Stop [MHz]	5220.000 | 5260.000
RBW [MHz] | VBW [MHz]	1.000000 | 3.000000
Detector | TraceMode	RMS | MAXH
Sweep: Time [ms] | Count | Points per Section | Type	8000 | 1 | 160 | SWE

RESULT: TC_VM_FCC15407_Max_Output_Power_and_PSD_V01					
Test Description	Lower Limit	Upper Limit	Measured	Unit	Verdict
Max Output Power	---	---	0.55	dBm	Information
Duty Cycle Correction	---	---	0	dB	Information
Limit absolute					
Max Output Power DC corrected	---	24	0.55	dBm	PASS
Limit by: 11 dBm + 10 log Bandwidth					
Max Output Power DC corrected	---	23.47	0.55	dBm	PASS

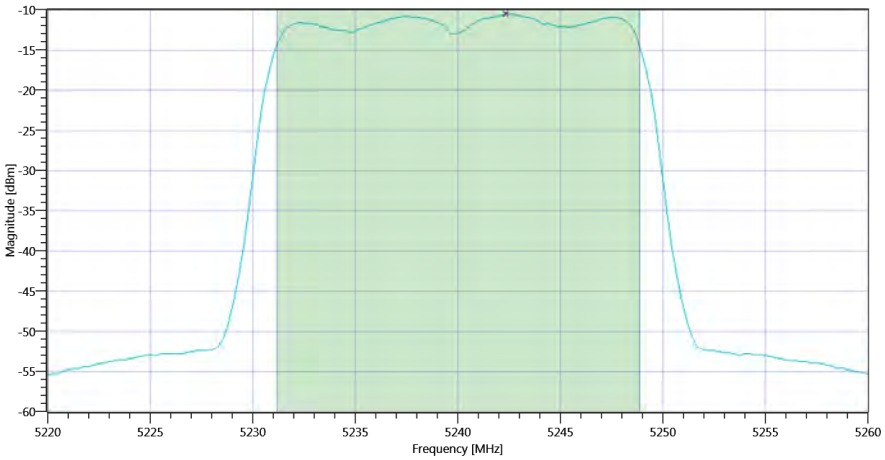

Plot_ISED Max Output Power and PSD ~ WLAN5Gx n-HT20 mode U-NII-1 Max OP and PSD_04122019_085355.png

RESULT: TC_VM_FCC15407_Max_Output_Power_and_PSD_V01					
Test Description	Lower Limit	Upper Limit	Measured	Unit	Verdict
Power Spectral Density	---	---	-10.62	dBm/1MHz	Information
Duty Cycle Correction	---	---	0	dB	Information
Power Spectral Density DC corrected	---	11	-10.62	dBm/1MHz	PASS

TEST FINISHED		
General Verdict	04.12.2019 08:53:56 / RT: 34 s	PASS

16. ISED Max Output Power and PSD ~ WLAN5Gx n-HT20 mode U-NII-2A

Test References	
TC Start	04.12.2019 08:56:40
System Version	1.0.0.24
Test Specification	ISED
Test Method	
Class / TC Version / TC ID	TC_VM_FCC15407_Max_Output_Power_and_PSD_V01 Version: 0.0.1 | TCID_FCC15407_3
My Description	ISED Max Output Power & PSD - WLAN5Gx n-HT20 mode U-NII-2A
Add. Information	

Test Parameter	
Technology to test	WLAN5Gx n-HT20 mode U-NII-2A
Antenna Port used	1
Temperature	mid
Voltage	mid
Frequency low to test	True | Freq [MHz] 5260
Frequency mid to test	False | Freq [MHz] 5280
Frequency high to test	False | Freq [MHz] 5320
Switched Path	IUT - SignalingUnit - SpectrumAnalyzer
Devices in use	SA: Rohde&Schwarz,FSV-40,1307.9002K40/101042,3.60

Test at TX 5260 MHz

RESULT: Duty Cycle evaluation					
Test Description	Lower Limit	Upper Limit	Measured	Unit	Verdict
No enough Bursts detected, Duty Cycle Burst Ratio set to 1					
Duty Cycle (Burst Ratio) max	---	---	1	---	Information
Duty Cycle max	---	---	0	dB	Information
Duty Cycle (Burst Ratio) min	---	---	1	---	Information
Duty Cycle min	---	---	0	dB	Information

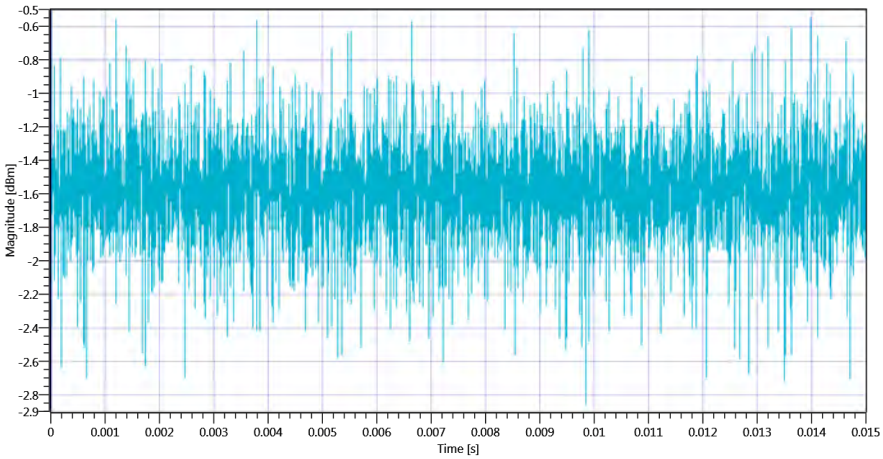

Plot_ISED Max Output Power and PSD ~ WLAN5Gx n-HT20 mode U-NII-2A 5260 MHz - Duty Cycle_04122019_085653.png

RESULT: TC_VM_FCC15407_Max_Output_Power_and_PSD_V01					
Test Description	Lower Limit	Upper Limit	Measured	Unit	Verdict
Bandwidth 99%	---	---	17.662	MHz	Information
T1 99%	---	---	5251.1688	MHz	Information
T2 99%	---	---	5268.8312	MHz	Information

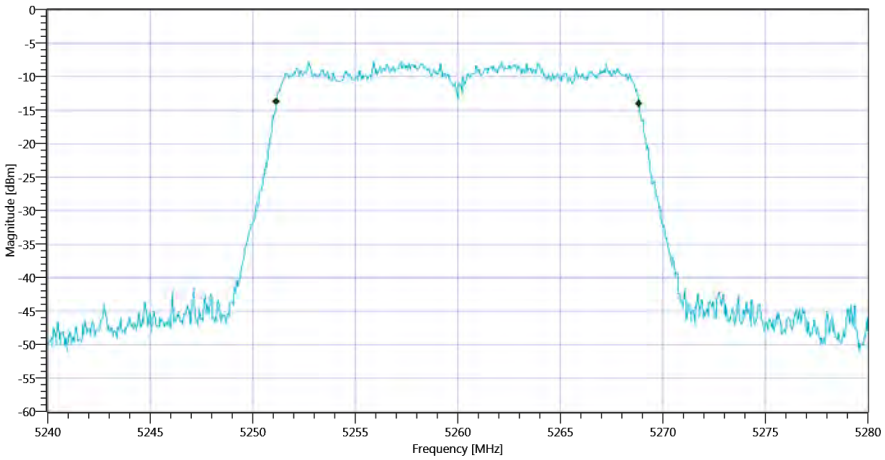

Plot_ISED Max Output Power and PSD ~ WLAN5Gx n-HT20 mode U-NII-2A BW_04122019_085700.png

READ SA SETTINGS:	
RefLevel [dBm] | RefLevelOffset [dB] | InpAtt [dB]	8.63 | 14.58 | 10
Start [MHz] | Stop [MHz]	5240.000 | 5280.000
RBW [MHz] | VBW [MHz]	1.000000 | 3.000000
Detector | TraceMode	RMS | MAXH
Sweep: Time [ms] | Count | Points per Section | Type	8000 | 1 | 160 | SWE

RESULT: TC_VM_FCC15407_Max_Output_Power_and_PSD_V01					
Test Description	Lower Limit	Upper Limit	Measured	Unit	Verdict
Max Output Power	---	---	0.86	dBm	Information
Duty Cycle Correction	---	---	0	dB	Information
Limit absolute					
Max Output Power DC corrected	---	24	0.86	dBm	PASS
Limit by: 11 dBm + 10 log Bandwidth					
Max Output Power DC corrected	---	23.47	0.86	dBm	PASS

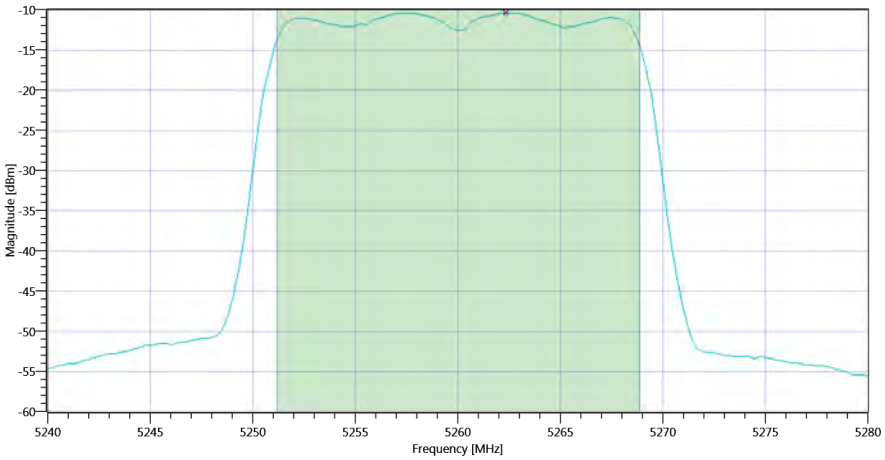

Plot_ISED Max Output Power and PSD ~ WLAN5Gx n-HT20 mode U-NII-2A Max OP and PSD_04122019_085713.png

RESULT: TC_VM_FCC15407_Max_Output_Power_and_PSD_V01					
Test Description	Lower Limit	Upper Limit	Measured	Unit	Verdict
Power Spectral Density	---	---	-10.4	dBm/1MHz	Information
Duty Cycle Correction	---	---	0	dB	Information
Power Spectral Density DC corrected	---	11	-10.4	dBm/1MHz	PASS

TEST FINISHED		
General Verdict	04.12.2019 08:57:14 / RT: 34 s	PASS

17. ISED Max Output Power and PSD ~ WLAN5Gx n-HT20 mode U-NII-2A

Test References	
TC Start	04.12.2019 09:15:55
System Version	1.0.0.24
Test Specification	ISED
Test Method	
Class / TC Version / TC ID	TC_VM_FCC15407_Max_Output_Power_and_PSD_V01 Version: 0.0.1 | TCID_FCC15407_3
My Description	ISED Max Output Power & PSD - WLAN5Gx n-HT20 mode U-NII-2A
Add. Information	

Test Parameter	
Technology to test	WLAN5Gx n-HT20 mode U-NII-2A
Antenna Port used	1
Temperature	mid
Voltage	mid
Frequency low to test	False | Freq [MHz] 5260
Frequency mid to test	True | Freq [MHz] 5280
Frequency high to test	False | Freq [MHz] 5320
Switched Path	IUT - SignalingUnit - SpectrumAnalyzer
Devices in use	SA: Rohde&Schwarz,FSV-40,1307.9002K40/101042,3.60

Test at TX 5280 MHz

RESULT: Duty Cycle evaluation					
Test Description	Lower Limit	Upper Limit	Measured	Unit	Verdict
No enough Bursts detected, Duty Cycle Burst Ratio set to 1					
Duty Cycle (Burst Ratio) max	---	---	1	---	Information
Duty Cycle max	---	---	0	dB	Information
Duty Cycle (Burst Ratio) min	---	---	1	---	Information
Duty Cycle min	---	---	0	dB	Information

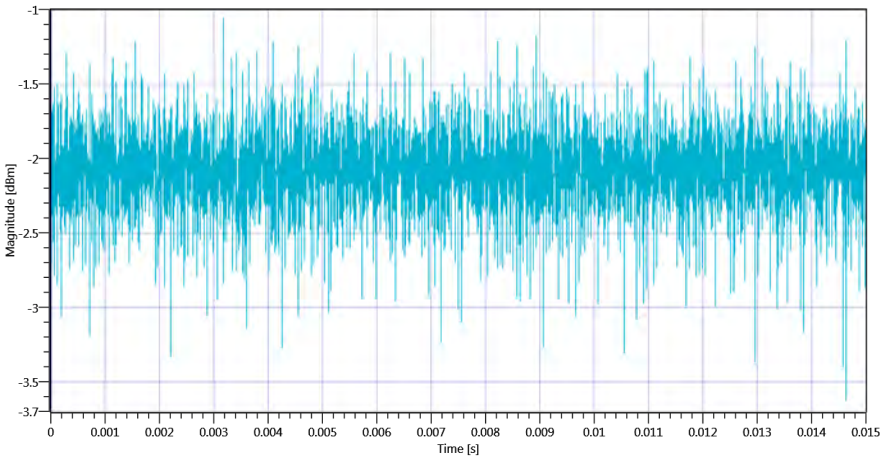

Plot_ISED Max Output Power and PSD ~ WLAN5Gx n-HT20 mode U-NII-2A 5280 MHz - Duty Cycle_04122019_091608.png

RESULT: TC_VM_FCC15407_Max_Output_Power_and_PSD_V01					
Test Description	Lower Limit	Upper Limit	Measured	Unit	Verdict
Bandwidth 99%	---	---	17.702	MHz	Information
T1 99%	---	---	5271.1289	MHz	Information
T2 99%	---	---	5288.8312	MHz	Information

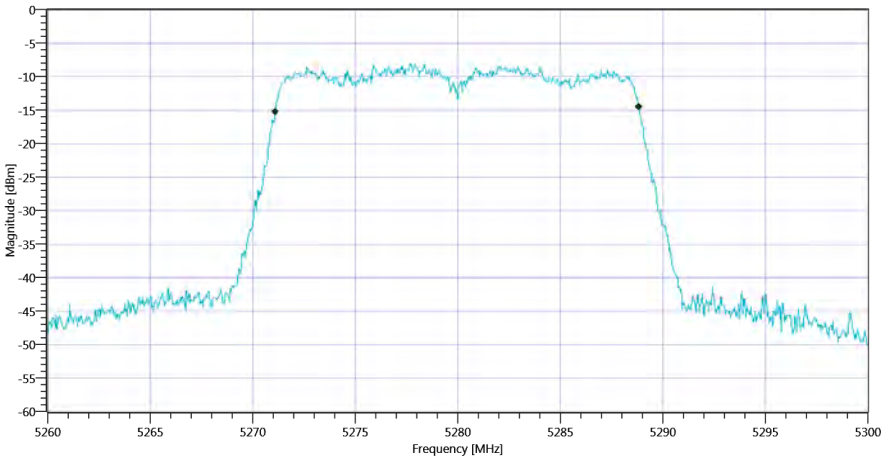

Plot_ISED Max Output Power and PSD ~ WLAN5Gx n-HT20 mode U-NII-2A BW_04122019_091616.png

READ SA SETTINGS:	
RefLevel [dBm] | RefLevelOffset [dB] | InpAtt [dB]	8.65 | 14.37 | 10
Start [MHz] | Stop [MHz]	5260.000 | 5300.000
RBW [MHz] | VBW [MHz]	1.000000 | 3.000000
Detector | TraceMode	RMS | MAXH
Sweep: Time [ms] | Count | Points per Section | Type	8000 | 1 | 160 | SWE

RESULT: TC_VM_FCC15407_Max_Output_Power_and_PSD_V01					
Test Description	Lower Limit	Upper Limit	Measured	Unit	Verdict
Max Output Power	---	---	0.36	dBm	Information
Duty Cycle Correction	---	---	0	dB	Information
Limit absolute					
Max Output Power DC corrected	---	24	0.36	dBm	PASS
Limit by: 11 dBm + 10 log Bandwidth					
Max Output Power DC corrected	---	23.48	0.36	dBm	PASS

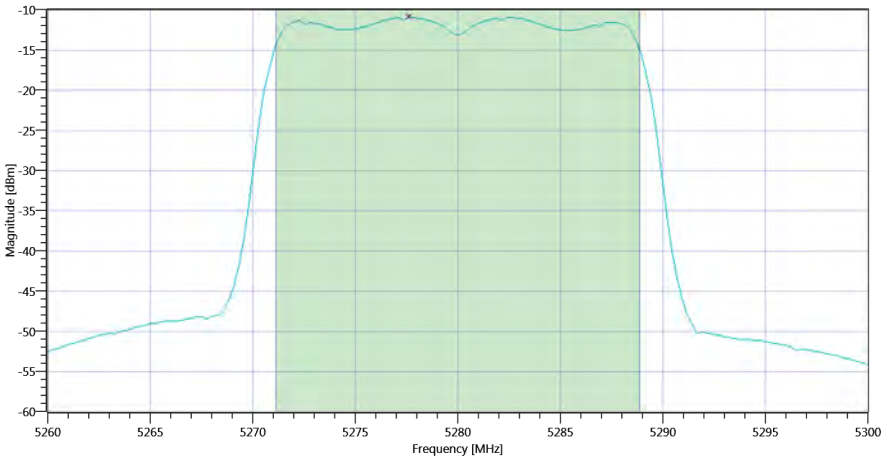

Plot_ISED Max Output Power and PSD ~ WLAN5Gx n-HT20 mode U-NII-2A Max OP and PSD_04122019_091629.png

RESULT: TC_VM_FCC15407_Max_Output_Power_and_PSD_V01					
Test Description	Lower Limit	Upper Limit	Measured	Unit	Verdict
Power Spectral Density	---	---	-10.9	dBm/1MHz	Information
Duty Cycle Correction	---	---	0	dB	Information
Power Spectral Density DC corrected	---	11	-10.9	dBm/1MHz	PASS

TEST FINISHED		
General Verdict	04.12.2019 09:16:29 / RT: 34 s	PASS

18. ISED Max Output Power and PSD ~ WLAN5Gx n-HT20 mode U-NII-2A

Test References	
TC Start	04.12.2019 09:20:06
System Version	1.0.0.24
Test Specification	ISED
Test Method	
Class / TC Version / TC ID	TC_VM_FCC15407_Max_Output_Power_and_PSD_V01 Version: 0.0.1 | TCID_FCC15407_3
My Description	ISED Max Output Power & PSD - WLAN5Gx n-HT20 mode U-NII-2A
Add. Information	

Test Parameter	
Technology to test	WLAN5Gx n-HT20 mode U-NII-2A
Antenna Port used	1
Temperature	mid
Voltage	mid
Frequency low to test	False | Freq [MHz] 5260
Frequency mid to test	False | Freq [MHz] 5280
Frequency high to test	True | Freq [MHz] 5320
Switched Path	IUT - SignalingUnit - SpectrumAnalyzer
Devices in use	SA: Rohde&Schwarz,FSV-40,1307.9002K40/101042,3.60

Test at TX 5320 MHz

RESULT: Duty Cycle evaluation					
Test Description	Lower Limit	Upper Limit	Measured	Unit	Verdict
No enough Bursts detected, Duty Cycle Burst Ratio set to 1					
Duty Cycle (Burst Ratio) max	---	---	1	---	Information
Duty Cycle max	---	---	0	dB	Information
Duty Cycle (Burst Ratio) min	---	---	1	---	Information
Duty Cycle min	---	---	0	dB	Information

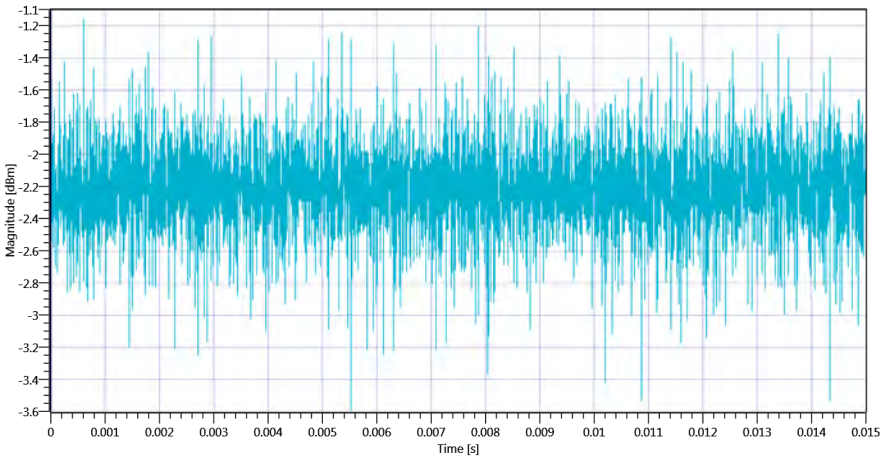

Plot_ISED Max Output Power and PSD ~ WLAN5Gx n-HT20 mode U-NII-2A 5320 MHz - Duty Cycle_04122019_092019.png

RESULT: TC_VM_FCC15407_Max_Output_Power_and_PSD_V01					
Test Description	Lower Limit	Upper Limit	Measured	Unit	Verdict
Bandwidth 99%	---	---	17.662	MHz	Information
T1 99%	---	---	5311.1688	MHz	Information
T2 99%	---	---	5328.8312	MHz	Information

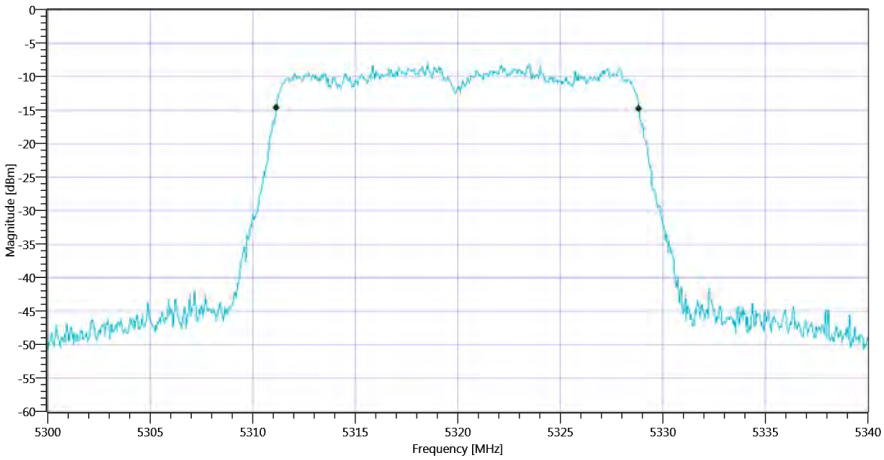

Plot_ISED Max Output Power and PSD ~ WLAN5Gx n-HT20 mode U-NII-2A BW_04122019_092027.png

READ SA SETTINGS:	
RefLevel [dBm] | RefLevelOffset [dB] | InpAtt [dB]	8.25 | 14.09 | 10
Start [MHz] | Stop [MHz]	5300.000 | 5340.000
RBW [MHz] | VBW [MHz]	1.000000 | 3.000000
Detector | TraceMode	RMS | MAXH
Sweep: Time [ms] | Count | Points per Section | Type	8000 | 1 | 160 | SWE

RESULT: TC_VM_FCC15407_Max_Output_Power_and_PSD_V01					
Test Description	Lower Limit	Upper Limit	Measured	Unit	Verdict
Max Output Power	---	---	0.2	dBm	Information
Duty Cycle Correction	---	---	0	dB	Information
Limit absolute					
Max Output Power DC corrected	---	24	0.2	dBm	PASS
Limit by: 11 dBm + 10 log Bandwidth					
Max Output Power DC corrected	---	23.47	0.2	dBm	PASS

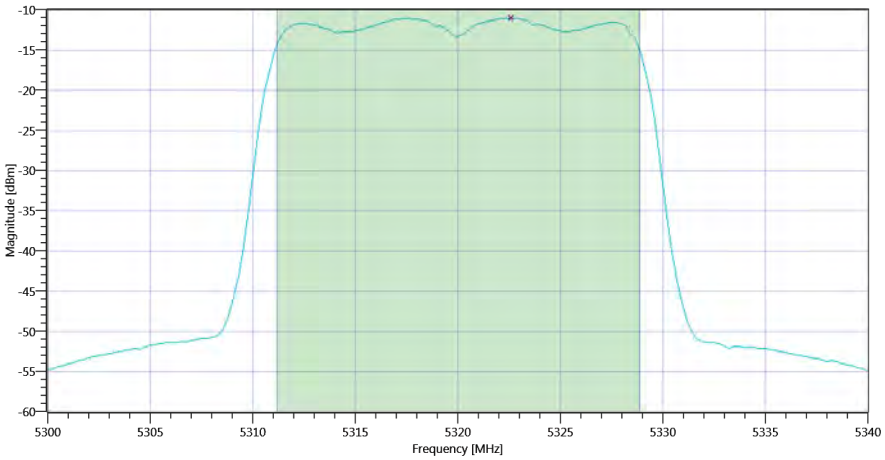

Plot_ISED Max Output Power and PSD ~ WLAN5Gx n-HT20 mode U-NII-2A Max OP and PSD_04122019_092040.png

RESULT: TC_VM_FCC15407_Max_Output_Power_and_PSD_V01					
Test Description	Lower Limit	Upper Limit	Measured	Unit	Verdict
Power Spectral Density	---	---	-11.04	dBm/1MHz	Information
Duty Cycle Correction	---	---	0	dB	Information
Power Spectral Density DC corrected	---	11	-11.04	dBm/1MHz	PASS

TEST FINISHED		
General Verdict	04.12.2019 09:20:41 / RT: 34 s	PASS

19. ISED Max Output Power and PSD ~ WLAN5Gx n-HT20 mode U-NII-2C

Test References	
TC Start	18.10.2019 13:52:58
System Version	1.0.0.21
Test Specification	ISED
Test Method	
Class / TC Version / TC ID	TC_VM_FCC15407_Max_Output_Power_and_PSD_V01 Version: 0.0.1 | TCID_FCC15407_3
My Description	ISED Max Output Power & PSD - WLAN5Gx n-HT20 mode U-NII-2C
Add. Information	

Test Parameter	
Technology to test	WLAN5Gx n-HT20 mode U-NII-2C
Antenna Port used	1
Temperature	mid
Voltage	mid
Frequency low to test	True | Freq [MHz] 5500
Frequency mid to test	False | Freq [MHz] 5600
Frequency high to test	False | Freq [MHz] 5700
Switched Path	IUT - SignalingUnit - SpectrumAnalyzer
Devices in use	SA: Rohde&Schwarz,FSV-40,1307.9002K40/101042,3.50

Test at TX 5500 MHz

RESULT: Duty Cycle evaluation					
Test Description	Lower Limit	Upper Limit	Measured	Unit	Verdict
No enough Bursts detected, Duty Cycle Burst Ratio set to 1					
Duty Cycle (Burst Ratio) max	---	---	1	---	Information
Duty Cycle max	---	---	0	dB	Information
Duty Cycle (Burst Ratio) min	---	---	1	---	Information
Duty Cycle min	---	---	0	dB	Information

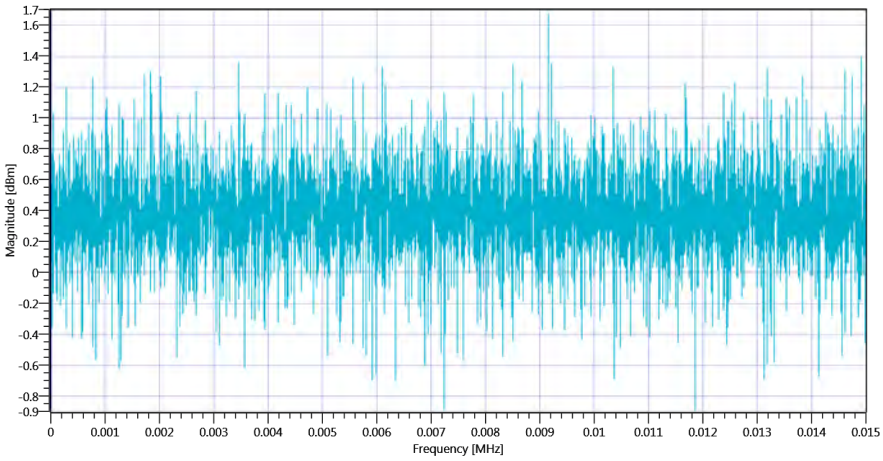

Plot_ISED Max Output Power and PSD ~ WLAN5Gx n-HT20 mode U-NII-2C 5500 MHz - Duty Cycle_18102019_135311.png

RESULT: TC_VM_FCC15407_Max_Output_Power_and_PSD_V01					
Test Description	Lower Limit	Upper Limit	Measured	Unit	Verdict
Bandwidth 99%	---	---	17.702	MHz	Information
T1 99%	---	---	5491.1688	MHz	Information
T2 99%	---	---	5508.8711	MHz	Information

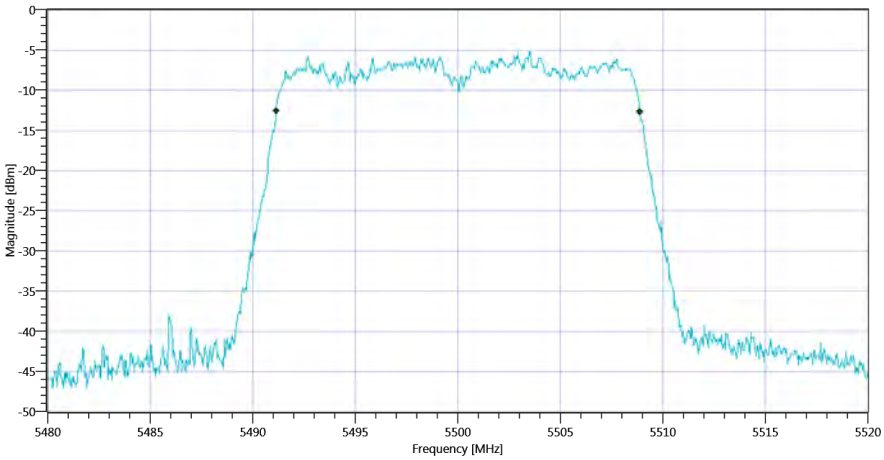

Plot_ISED Max Output Power and PSD ~ WLAN5Gx n-HT20 mode U-NII-2C BW_18102019_135319.png

READ SA SETTINGS:	
RefLevel [dBm] | RefLevelOffset [dB] | InpAtt [dB]	10.95 | 14.07 | 15
Start [MHz] | Stop [MHz]	5480.000 | 5520.000
RBW [MHz] | VBW [MHz]	1.000000 | 3.000000
Detector | TraceMode	RMS | MAXH
Sweep: Time [ms] | Count | Points per Section | Type	8000 | 1 | 160 | SWE

RESULT: TC_VM_FCC15407_Max_Output_Power_and_PSD_V01					
Test Description	Lower Limit	Upper Limit	Measured	Unit	Verdict
Max Output Power	---	---	2.84	dBm	Information
Duty Cycle Correction	---	---	0	dB	Information
Limit absolute					
Max Output Power DC corrected	---	24	2.84	dBm	PASS
Limit by: 11 dBm + 10 log Bandwidth					
Max Output Power DC corrected	---	23.48	2.84	dBm	PASS

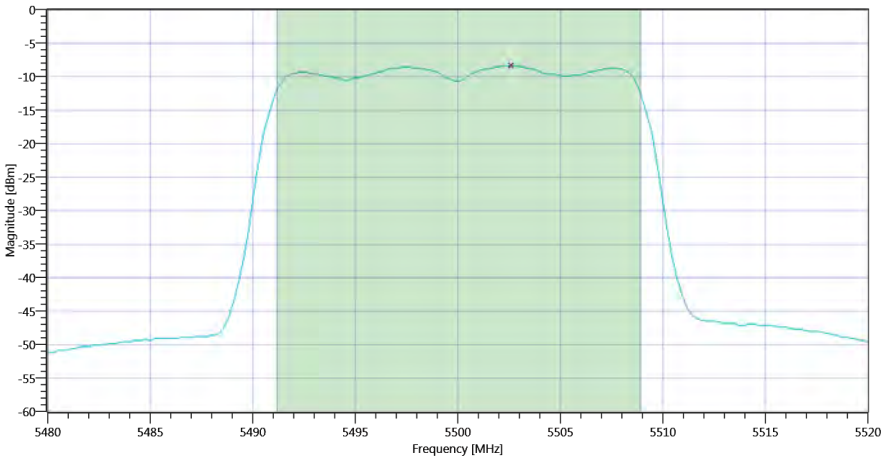

Plot_ISED Max Output Power and PSD ~ WLAN5Gx n-HT20 mode U-NII-2C Max OP and PSD_18102019_135332.png

RESULT: TC_VM_FCC15407_Max_Output_Power_and_PSD_V01					
Test Description	Lower Limit	Upper Limit	Measured	Unit	Verdict
Power Spectral Density	---	---	-8.38	dBm/1MHz	Information
Duty Cycle Correction	---	---	0	dB	Information
Power Spectral Density DC corrected	---	11	-8.38	dBm/1MHz	PASS

TEST FINISHED		
General Verdict	18.10.2019 13:53:33 / RT: 35 s	PASS

20. ISED Max Output Power and PSD ~ WLAN5Gx n-HT20 mode U-NII-2C

Test References	
TC Start	18.10.2019 13:56:22
System Version	1.0.0.21
Test Specification	ISED
Test Method	
Class / TC Version / TC ID	TC_VM_FCC15407_Max_Output_Power_and_PSD_V01 Version: 0.0.1 | TCID_FCC15407_3
My Description	ISED Max Output Power & PSD - WLAN5Gx n-HT20 mode U-NII-2C
Add. Information	

Test Parameter	
Technology to test	WLAN5Gx n-HT20 mode U-NII-2C
Antenna Port used	1
Temperature	mid
Voltage	mid
Frequency low to test	False | Freq [MHz] 5500
Frequency mid to test	True | Freq [MHz] 5600
Frequency high to test	False | Freq [MHz] 5700
Switched Path	IUT - SignalingUnit - SpectrumAnalyzer
Devices in use	SA: Rohde&Schwarz,FSV-40,1307.9002K40/101042,3.50

Test at TX 5600 MHz

RESULT: Duty Cycle evaluation					
Test Description	Lower Limit	Upper Limit	Measured	Unit	Verdict
No enough Bursts detected, Duty Cycle Burst Ratio set to 1					
Duty Cycle (Burst Ratio) max	---	---	1	---	Information
Duty Cycle max	---	---	0	dB	Information
Duty Cycle (Burst Ratio) min	---	---	1	---	Information
Duty Cycle min	---	---	0	dB	Information

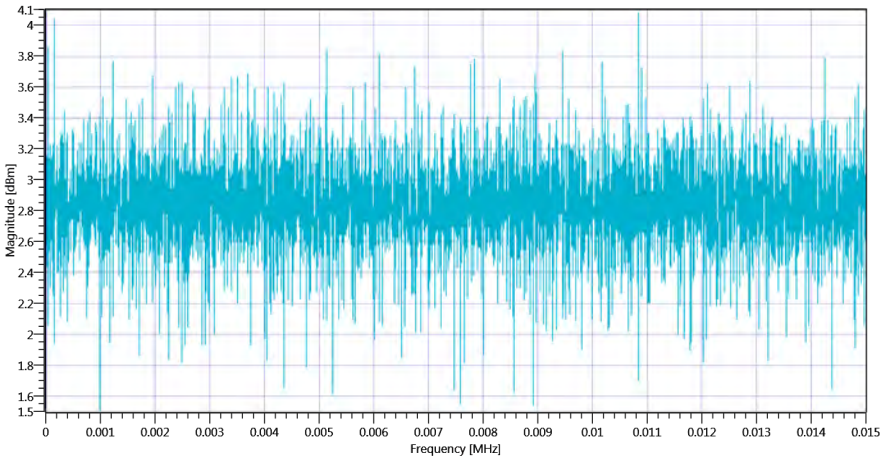

Plot_ISED Max Output Power and PSD ~ WLAN5Gx n-HT20 mode U-NII-2C 5600 MHz - Duty Cycle_18102019_135636.png

RESULT: TC_VM_FCC15407_Max_Output_Power_and_PSD_V01					
Test Description	Lower Limit	Upper Limit	Measured	Unit	Verdict
Bandwidth 99%	---	---	17.702	MHz	Information
T1 99%	---	---	5591.1688	MHz	Information
T2 99%	---	---	5608.8711	MHz	Information

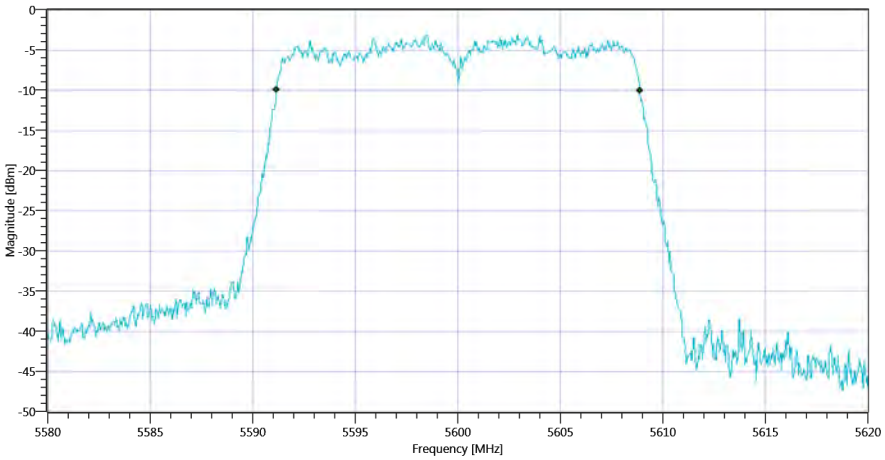

Plot_ISED Max Output Power and PSD ~ WLAN5Gx n-HT20 mode U-NII-2C BW_18102019_135643.png

READ SA SETTINGS:	
RefLevel [dBm] | RefLevelOffset [dB] | InpAtt [dB]	13.54 | 14.17 | 15
Start [MHz] | Stop [MHz]	5580.000 | 5620.000
RBW [MHz] | VBW [MHz]	1.000000 | 3.000000
Detector | TraceMode	RMS | MAXH
Sweep: Time [ms] | Count | Points per Section | Type	8000 | 1 | 160 | SWE

RESULT: TC_VM_FCC15407_Max_Output_Power_and_PSD_V01					
Test Description	Lower Limit	Upper Limit	Measured	Unit	Verdict
Max Output Power	---	---	5.24	dBm	Information
Duty Cycle Correction	---	---	0	dB	Information
Limit absolute					
Max Output Power DC corrected	---	24	5.24	dBm	PASS
Limit by: 11 dBm + 10 log Bandwidth					
Max Output Power DC corrected	---	23.48	5.24	dBm	PASS

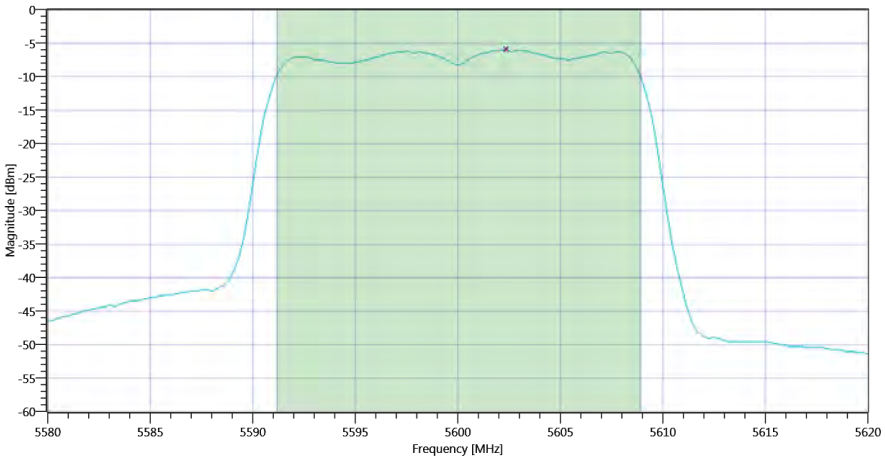

Plot_ISED Max Output Power and PSD ~ WLAN5Gx n-HT20 mode U-NII-2C Max OP and PSD_18102019_135657.png

RESULT: TC_VM_FCC15407_Max_Output_Power_and_PSD_V01					
Test Description	Lower Limit	Upper Limit	Measured	Unit	Verdict
Power Spectral Density	---	---	-5.9	dBm/1MHz	Information
Duty Cycle Correction	---	---	0	dB	Information
Power Spectral Density DC corrected	---	11	-5.9	dBm/1MHz	PASS

TEST FINISHED		
General Verdict	18.10.2019 13:56:58 / RT: 35 s	PASS

21. ISED Max Output Power and PSD ~ WLAN5Gx n-HT20 mode U-NII-2C

Test References	
TC Start	18.10.2019 14:01:30
System Version	1.0.0.21
Test Specification	ISED
Test Method	
Class / TC Version / TC ID	TC_VM_FCC15407_Max_Output_Power_and_PSD_V01 Version: 0.0.1 | TCID_FCC15407_3
My Description	ISED Max Output Power & PSD - WLAN5Gx n-HT20 mode U-NII-2C
Add. Information	

Test Parameter	
Technology to test	WLAN5Gx n-HT20 mode U-NII-2C
Antenna Port used	1
Temperature	mid
Voltage	mid
Frequency low to test	False | Freq [MHz] 5500
Frequency mid to test	False | Freq [MHz] 5600
Frequency high to test	True | Freq [MHz] 5700
Switched Path	IUT - SignalingUnit - SpectrumAnalyzer
Devices in use	SA: Rohde&Schwarz,FSV-40,1307.9002K40/101042,3.50

Test at TX 5700 MHz

RESULT: Duty Cycle evaluation					
Test Description	Lower Limit	Upper Limit	Measured	Unit	Verdict
No enough Bursts detected, Duty Cycle Burst Ratio set to 1					
Duty Cycle (Burst Ratio) max	---	---	1	---	Information
Duty Cycle max	---	---	0	dB	Information
Duty Cycle (Burst Ratio) min	---	---	1	---	Information
Duty Cycle min	---	---	0	dB	Information

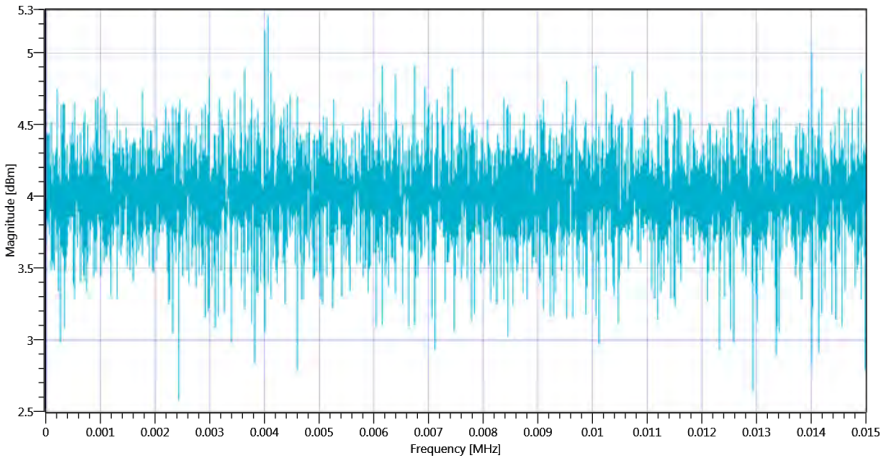

Plot_ISED Max Output Power and PSD ~ WLAN5Gx n-HT20 mode U-NII-2C 5700 MHz - Duty Cycle_18102019_140144.png

RESULT: TC_VM_FCC15407_Max_Output_Power_and_PSD_V01					
Test Description	Lower Limit	Upper Limit	Measured	Unit	Verdict
Bandwidth 99%	---	---	17.702	MHz	Information
T1 99%	---	---	5691.1289	MHz	Information
T2 99%	---	---	5708.8312	MHz	Information

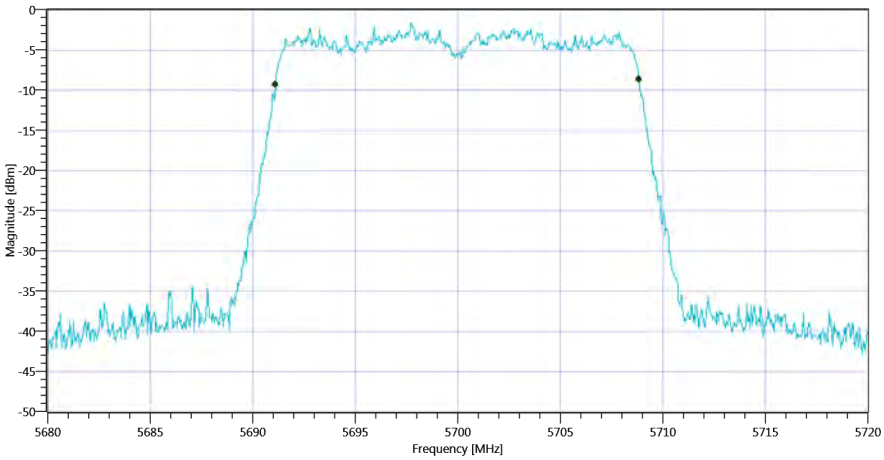

Plot_ISED Max Output Power and PSD ~ WLAN5Gx n-HT20 mode U-NII-2C BW_18102019_140152.png

READ SA SETTINGS:	
RefLevel [dBm] | RefLevelOffset [dB] | InpAtt [dB]	14.72 | 14.41 | 15
Start [MHz] | Stop [MHz]	5680.000 | 5720.000
RBW [MHz] | VBW [MHz]	1.000000 | 3.000000
Detector | TraceMode	RMS | MAXH
Sweep: Time [ms] | Count | Points per Section | Type	8000 | 1 | 160 | SWE

RESULT: TC_VM_FCC15407_Max_Output_Power_and_PSD_V01					
Test Description	Lower Limit	Upper Limit	Measured	Unit	Verdict
Max Output Power	---	---	6.38	dBm	Information
Duty Cycle Correction	---	---	0	dB	Information
Limit absolute					
Max Output Power DC corrected	---	24	6.38	dBm	PASS
Limit by: 11 dBm + 10 log Bandwidth					
Max Output Power DC corrected	---	23.48	6.38	dBm	PASS

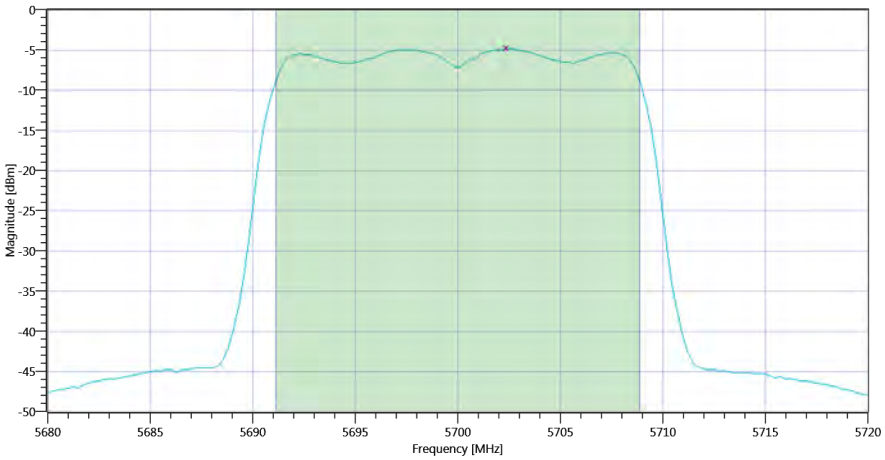

Plot_ISED Max Output Power and PSD ~ WLAN5Gx n-HT20 mode U-NII-2C Max OP and PSD_18102019_140205.png

RESULT: TC_VM_FCC15407_Max_Output_Power_and_PSD_V01					
Test Description	Lower Limit	Upper Limit	Measured	Unit	Verdict
Power Spectral Density	---	---	-4.87	dBm/1MHz	Information
Duty Cycle Correction	---	---	0	dB	Information
Power Spectral Density DC corrected	---	11	-4.87	dBm/1MHz	PASS

TEST FINISHED		
General Verdict	18.10.2019 14:02:06 / RT: 36 s	PASS

22. ISED Max Output Power and PSD ~ WLAN5Gx n-HT20 mode U-NII-3

Test References	
TC Start	18.10.2019 14:05:09
System Version	1.0.0.21
Test Specification	ISED
Test Method	
Class / TC Version / TC ID	TC_VM_FCC15407_Max_Output_Power_and_PSD_V01 Version: 0.0.1 | TCID_FCC15407_3
My Description	ISED Max Output Power & PSD - WLAN5Gx n-HT20 mode U-NII-3
Add. Information	

Test Parameter	
Technology to test	WLAN5Gx n-HT20 mode U-NII-3
Antenna Port used	1
Temperature	mid
Voltage	mid
Frequency low to test	True | Freq [MHz] 5745
Frequency mid to test	False | Freq [MHz] 5785
Frequency high to test	False | Freq [MHz] 5825
Switched Path	IUT - SignalingUnit - SpectrumAnalyzer
Devices in use	SA: Rohde&Schwarz,FSV-40,1307.9002K40/101042,3.50

Test at TX 5745 MHz

RESULT: Duty Cycle evaluation					
Test Description	Lower Limit	Upper Limit	Measured	Unit	Verdict
No enough Bursts detected, Duty Cycle Burst Ratio set to 1					
Duty Cycle (Burst Ratio) max	---	---	1	---	Information
Duty Cycle max	---	---	0	dB	Information
Duty Cycle (Burst Ratio) min	---	---	1	---	Information
Duty Cycle min	---	---	0	dB	Information

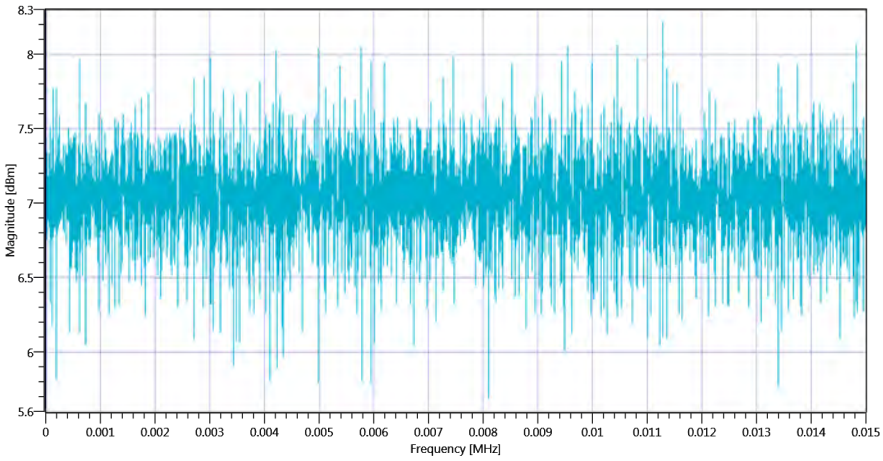

Plot_ISED Max Output Power and PSD ~ WLAN5Gx n-HT20 mode U-NII-3 5745 MHz - Duty Cycle_18102019_140523.png

RESULT: TC_VM_FCC15407_Max_Output_Power_and_PSD_V01					
Test Description	Lower Limit	Upper Limit	Measured	Unit	Verdict
Bandwidth 99%	---	---	17.742	MHz	Information
T1 99%	---	---	5736.1289	MHz	Information
T2 99%	---	---	5753.8711	MHz	Information

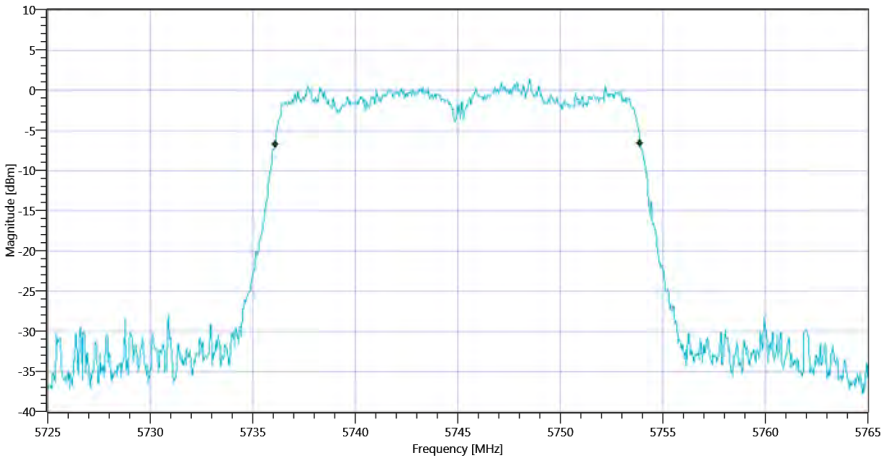

Plot_ISED Max Output Power and PSD ~ WLAN5Gx n-HT20 mode U-NII-3 BW_18102019_140530.png

READ SA SETTINGS:	
RefLevel [dBm] | RefLevelOffset [dB] | InpAtt [dB]	17.78 | 14.24 | 20
Start [MHz] | Stop [MHz]	5725.000 | 5765.000
RBW [MHz] | VBW [MHz]	1.000000 | 3.000000
Detector | TraceMode	RMS | MAXH
Sweep: Time [ms] | Count | Points per Section | Type	8000 | 1 | 160 | SWE

RESULT: TC_VM_FCC15407_Max_Output_Power_and_PSD_V01					
Test Description	Lower Limit	Upper Limit	Measured	Unit	Verdict
Max Output Power	---	---	9.36	dBm	Information
Duty Cycle Correction	---	---	0	dB	Information
Limit absolute					
Max Output Power DC corrected	---	30	9.36	dBm	PASS
Limit by: 11 dBm + 10 log Bandwidth					
Max Output Power DC corrected	---	23.49	9.36	dBm	not applicable

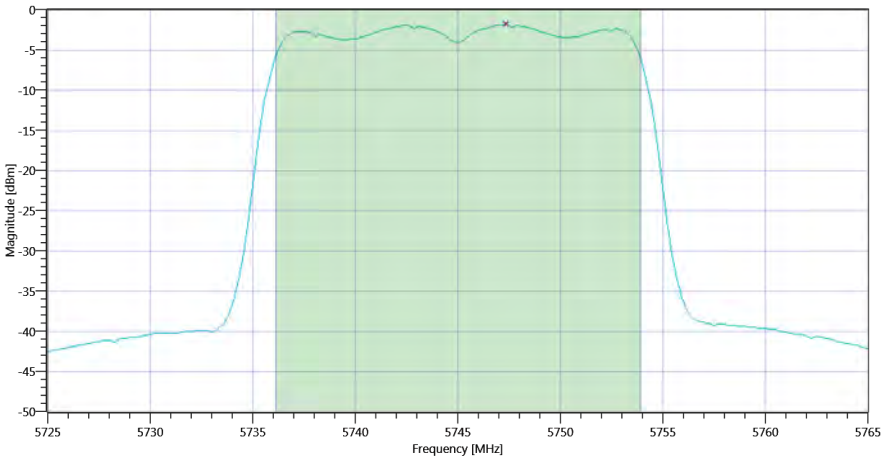

Plot_ISED Max Output Power and PSD ~ WLAN5Gx n-HT20 mode U-NII-3 Max OP and PSD_18102019_140544.png

READ SA SETTINGS:	
RefLevel [dBm] | RefLevelOffset [dB] | InpAtt [dB]	17.78 | 14.24 | 20
Start [MHz] | Stop [MHz]	5725.000 | 5765.000
RBW [MHz] | VBW [MHz]	0.500000 | 3.000000
Detector | TraceMode	RMS | MAXH
Sweep: Time [ms] | Count | Points per Section | Type	8000 | 1 | 160 | SWE

RESULT: TC_VM_FCC15407_Max_Output_Power_and_PSD_V01					
Test Description	Lower Limit	Upper Limit	Measured	Unit	Verdict
Power Spectral Density	---	---	-4.87	dBm/0.5MHz	Information
Duty Cycle Correction	---	---	0	dB	Information
Power Spectral Density DC corrected	---	30	-1.86	dBm/0.5MHz	PASS

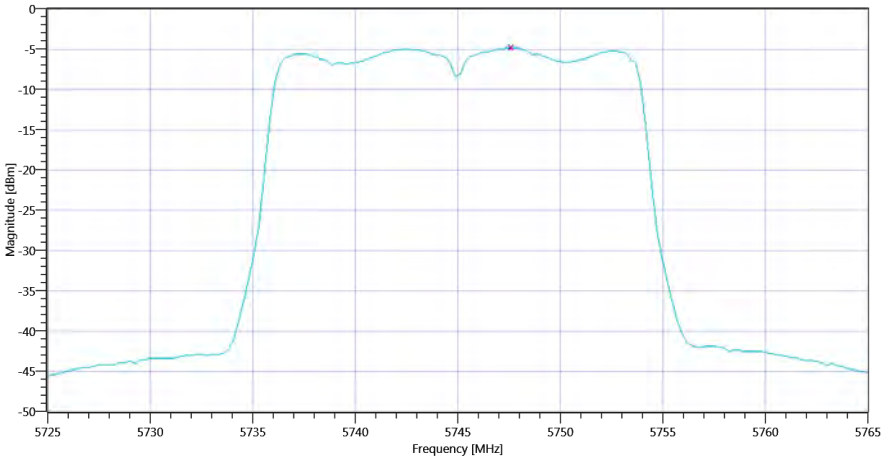

Plot_ISED Max Output Power and PSD ~ WLAN5Gx n-HT20 mode U-NII-3 PSD UNII-3_18102019_140556.png

TEST FINISHED		
General Verdict	18.10.2019 14:05:57 / RT: 47 s	PASS

23. ISED Max Output Power and PSD ~ WLAN5Gx n-HT20 mode U-NII-3

Test References	
TC Start	18.10.2019 14:09:50
System Version	1.0.0.21
Test Specification	ISED
Test Method	
Class / TC Version / TC ID	TC_VM_FCC15407_Max_Output_Power_and_PSD_V01 Version: 0.0.1 | TCID_FCC15407_3
My Description	ISED Max Output Power & PSD - WLAN5Gx n-HT20 mode U-NII-3
Add. Information	

Test Parameter	
Technology to test	WLAN5Gx n-HT20 mode U-NII-3
Antenna Port used	1
Temperature	mid
Voltage	mid
Frequency low to test	False | Freq [MHz] 5745
Frequency mid to test	True | Freq [MHz] 5785
Frequency high to test	False | Freq [MHz] 5825
Switched Path	IUT - SignalingUnit - SpectrumAnalyzer
Devices in use	SA: Rohde&Schwarz,FSV-40,1307.9002K40/101042,3.50

Test at TX 5785 MHz

RESULT: Duty Cycle evaluation					
Test Description	Lower Limit	Upper Limit	Measured	Unit	Verdict
No enough Bursts detected, Duty Cycle Burst Ratio set to 1					
Duty Cycle (Burst Ratio) max	---	---	1	---	Information
Duty Cycle max	---	---	0	dB	Information
Duty Cycle (Burst Ratio) min	---	---	1	---	Information
Duty Cycle min	---	---	0	dB	Information

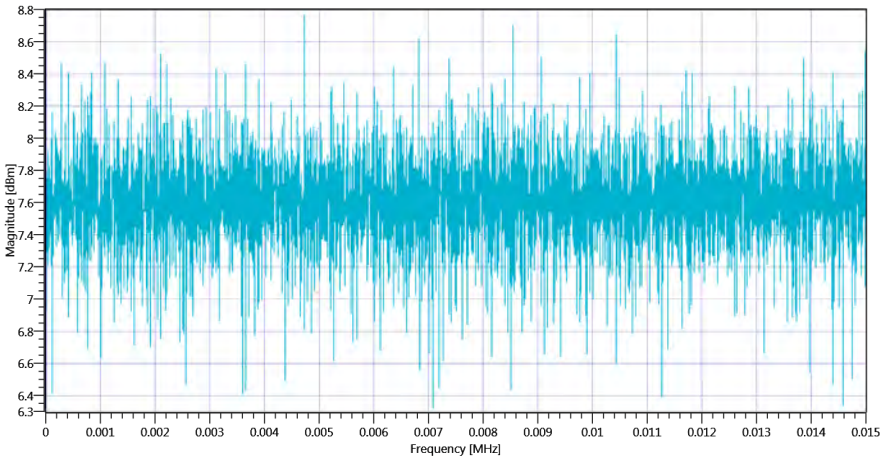

Plot_ISED Max Output Power and PSD ~ WLAN5Gx n-HT20 mode U-NII-3 5785 MHz - Duty Cycle_18102019_141004.png

RESULT: TC_VM_FCC15407_Max_Output_Power_and_PSD_V01					
Test Description	Lower Limit	Upper Limit	Measured	Unit	Verdict
Bandwidth 99%	---	---	17.742	MHz	Information
T1 99%	---	---	5776.1289	MHz	Information
T2 99%	---	---	5793.8711	MHz	Information

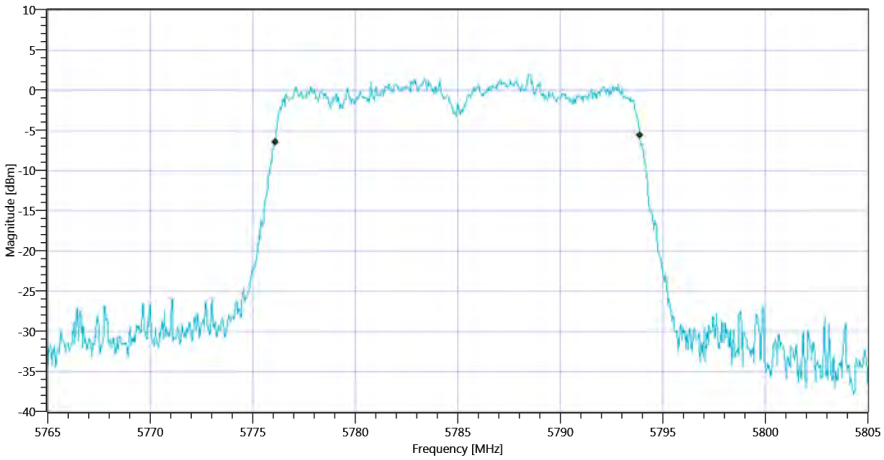

Plot_ISED Max Output Power and PSD ~ WLAN5Gx n-HT20 mode U-NII-3 BW_18102019_141011.png

READ SA SETTINGS:	
RefLevel [dBm] | RefLevelOffset [dB] | InpAtt [dB]	18.57 | 14.27 | 20
Start [MHz] | Stop [MHz]	5765.000 | 5805.000
RBW [MHz] | VBW [MHz]	1.000000 | 3.000000
Detector | TraceMode	RMS | MAXH
Sweep: Time [ms] | Count | Points per Section | Type	8000 | 1 | 160 | SWE

RESULT: TC_VM_FCC15407_Max_Output_Power_and_PSD_V01					
Test Description	Lower Limit	Upper Limit	Measured	Unit	Verdict
Max Output Power	---	---	9.9	dBm	Information
Duty Cycle Correction	---	---	0	dB	Information
Limit absolute					
Max Output Power DC corrected	---	30	9.9	dBm	PASS
Limit by: 11 dBm + 10 log Bandwidth					
Max Output Power DC corrected	---	23.49	9.9	dBm	not applicable

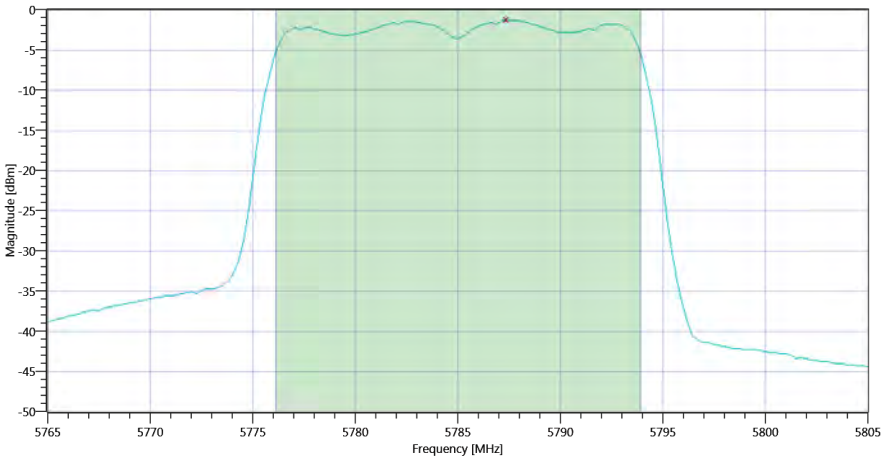

Plot_ISED Max Output Power and PSD ~ WLAN5Gx n-HT20 mode U-NII-3 Max OP and PSD_18102019_141025.png

READ SA SETTINGS:	
RefLevel [dBm] | RefLevelOffset [dB] | InpAtt [dB]	18.57 | 14.27 | 20
Start [MHz] | Stop [MHz]	5765.000 | 5805.000
RBW [MHz] | VBW [MHz]	0.500000 | 3.000000
Detector | TraceMode	RMS | MAXH
Sweep: Time [ms] | Count | Points per Section | Type	8000 | 1 | 160 | SWE

RESULT: TC_VM_FCC15407_Max_Output_Power_and_PSD_V01					
Test Description	Lower Limit	Upper Limit	Measured	Unit	Verdict
Power Spectral Density	---	---	-4.28	dBm/0.5MHz	Information
Duty Cycle Correction	---	---	0	dB	Information
Power Spectral Density DC corrected	---	30	-1.3	dBm/0.5MHz	PASS

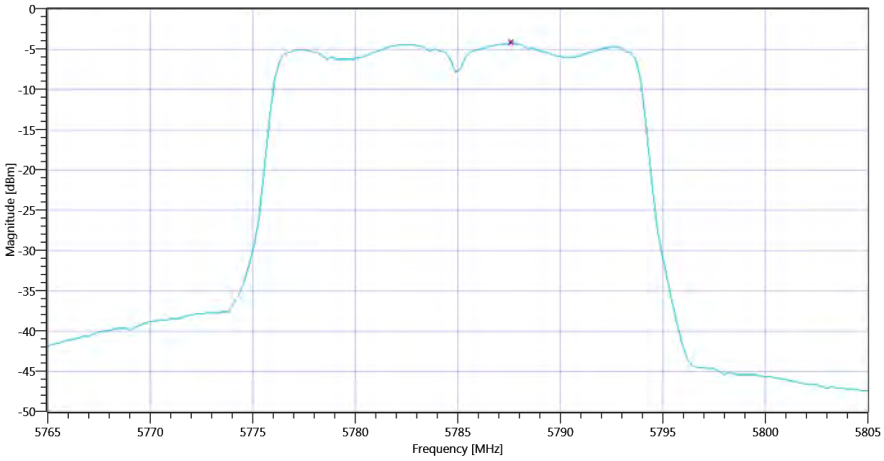

Plot_ISED Max Output Power and PSD ~ WLAN5Gx n-HT20 mode U-NII-3 PSD UNII-3_18102019_141037.png

TEST FINISHED		
General Verdict	18.10.2019 14:10:37 / RT: 47 s	PASS

24. ISED Max Output Power and PSD ~ WLAN5Gx n-HT20 mode U-NII-3

Test References	
TC Start	18.10.2019 14:13:26
System Version	1.0.0.21
Test Specification	ISED
Test Method	
Class / TC Version / TC ID	TC_VM_FCC15407_Max_Output_Power_and_PSD_V01 Version: 0.0.1 | TCID_FCC15407_3
My Description	ISED Max Output Power & PSD - WLAN5Gx n-HT20 mode U-NII-3
Add. Information	

Test Parameter	
Technology to test	WLAN5Gx n-HT20 mode U-NII-3
Antenna Port used	1
Temperature	mid
Voltage	mid
Frequency low to test	False | Freq [MHz] 5745
Frequency mid to test	False | Freq [MHz] 5785
Frequency high to test	True | Freq [MHz] 5825
Switched Path	IUT - SignalingUnit - SpectrumAnalyzer
Devices in use	SA: Rohde&Schwarz,FSV-40,1307.9002K40/101042,3.50

Test at TX 5825 MHz

RESULT: Duty Cycle evaluation					
Test Description	Lower Limit	Upper Limit	Measured	Unit	Verdict
No enough Bursts detected, Duty Cycle Burst Ratio set to 1					
Duty Cycle (Burst Ratio) max	---	---	1	---	Information
Duty Cycle max	---	---	0	dB	Information
Duty Cycle (Burst Ratio) min	---	---	1	---	Information
Duty Cycle min	---	---	0	dB	Information

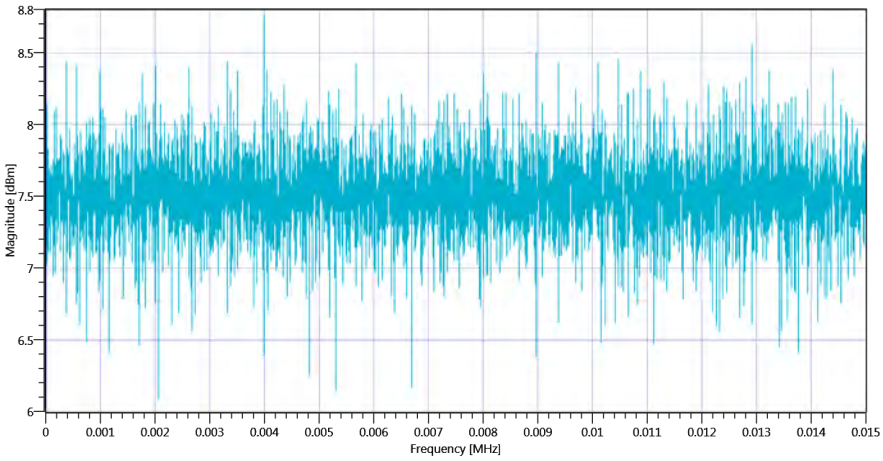

Plot_ISED Max Output Power and PSD ~ WLAN5Gx n-HT20 mode U-NII-3 5825 MHz - Duty Cycle_18102019_141340.png

RESULT: TC_VM_FCC15407_Max_Output_Power_and_PSD_V01					
Test Description	Lower Limit	Upper Limit	Measured	Unit	Verdict
Bandwidth 99%	---	---	17.742	MHz	Information
T1 99%	---	---	5816.1289	MHz	Information
T2 99%	---	---	5833.8711	MHz	Information

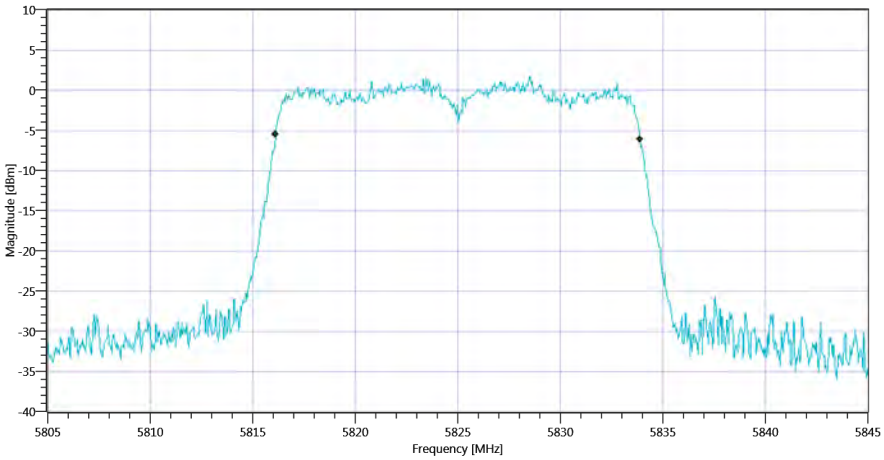

Plot_ISED Max Output Power and PSD ~ WLAN5Gx n-HT20 mode U-NII-3 BW_18102019_141348.png

READ SA SETTINGS:	
RefLevel [dBm] | RefLevelOffset [dB] | InpAtt [dB]	19.74 | 14.33 | 20
Start [MHz] | Stop [MHz]	5805.000 | 5845.000
RBW [MHz] | VBW [MHz]	1.000000 | 3.000000
Detector | TraceMode	RMS | MAXH
Sweep: Time [ms] | Count | Points per Section | Type	8000 | 1 | 160 | SWE

RESULT: TC_VM_FCC15407_Max_Output_Power_and_PSD_V01					
Test Description	Lower Limit	Upper Limit	Measured	Unit	Verdict
Max Output Power	---	---	9.87	dBm	Information
Duty Cycle Correction	---	---	0	dB	Information
Limit absolute					
Max Output Power DC corrected	---	30	9.87	dBm	PASS
Limit by: 11 dBm + 10 log Bandwidth					
Max Output Power DC corrected	---	23.49	9.87	dBm	not applicable

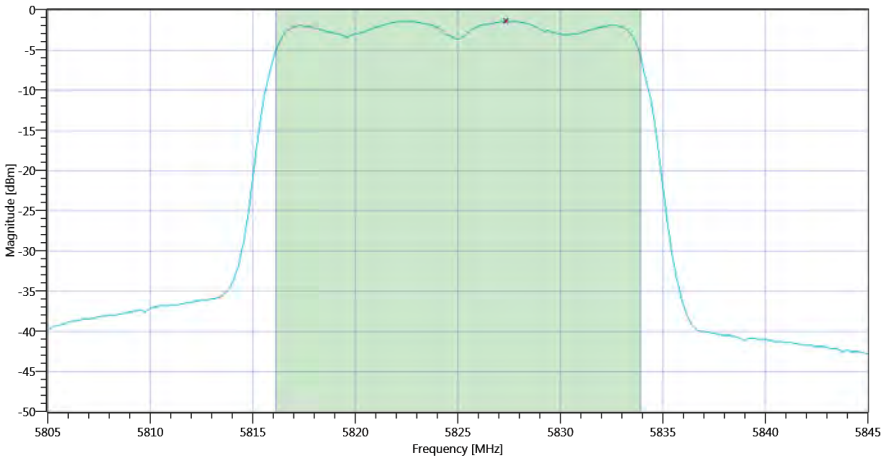

Plot_ISED Max Output Power and PSD ~ WLAN5Gx n-HT20 mode U-NII-3 Max OP and PSD_18102019_141401.png

READ SA SETTINGS:	
RefLevel [dBm] | RefLevelOffset [dB] | InpAtt [dB]	19.74 | 14.33 | 25
Start [MHz] | Stop [MHz]	5805.000 | 5845.000
RBW [MHz] | VBW [MHz]	0.500000 | 3.000000
Detector | TraceMode	RMS | MAXH
Sweep: Time [ms] | Count | Points per Section | Type	8000 | 1 | 160 | SWE

RESULT: TC_VM_FCC15407_Max_Output_Power_and_PSD_V01					
Test Description	Lower Limit	Upper Limit	Measured	Unit	Verdict
Power Spectral Density	---	---	-4.48	dBm/0.5MHz	Information
Duty Cycle Correction	---	---	0	dB	Information
Power Spectral Density DC corrected	---	30	-1.42	dBm/0.5MHz	PASS

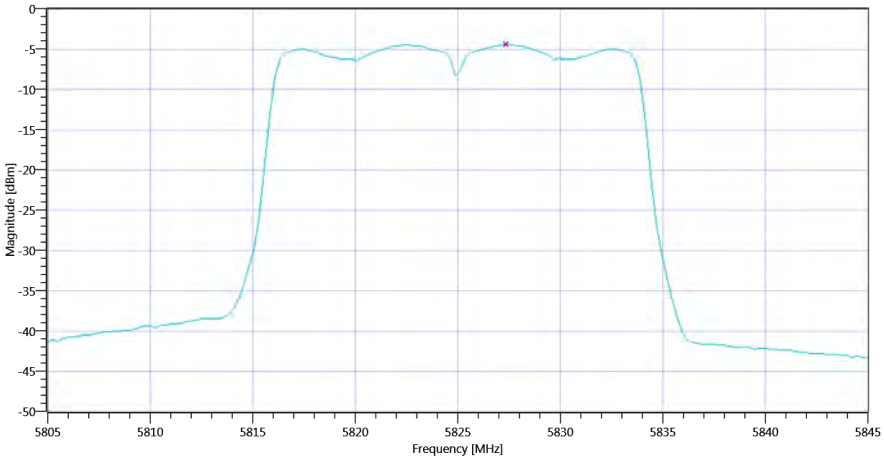

Plot_ISED Max Output Power and PSD ~ WLAN5Gx n-HT20 mode U-NII-3 PSD UNII-3_18102019_141414.png

TEST FINISHED		
General Verdict	18.10.2019 14:14:14 / RT: 47 s	PASS

25. FCC Part 15.407 & ISED Bandwidths ~ WLAN5Gx n-HT20 mode U-NII-1

Test References	
TC Start	04.12.2019 08:30:48
System Version	1.0.0.24
Test Specification	FCC Part 15.407 & ISET RSS-GEN
Test Method	26dB Bandwidth KDB789033 D02, C.1 / ISED RSS-GEN
Class / TC Version / TC ID	TC_VM_FCC15407_Bandwidths_V01 Version: 0.0.1 | TCID_FCC15407_1
My Description	FCC 15.407 Bandwidths - WLAN5Gx n-HT20 mode U-NII-1
Add. Information	

Test Parameter	
Technology to test	WLAN5Gx n-HT20 mode U-NII-1
Antenna Port used	1
Temperature	mid
Voltage	mid
Frequency low to test	True | Freq [MHz] 5180
Frequency mid to test	False | Freq [MHz] 5200
Frequency high to test	False | Freq [MHz] 5240
Switched Path	IUT - SignalingUnit - SpectrumAnalyzer
Devices in use	SA: Rohde&Schwarz,FSV-40,1307.9002K40/101042,3.60

Test at TX 5180 MHz

READ SA SETTINGS:	
RefLevel [dBm] | RefLevelOffset [dB] | InpAtt [dB]	5.15 | 14.19 | 10
Start [MHz] | Stop [MHz]	5155.000 | 5205.000
RBW [MHz] | VBW [MHz]	0.300000 | 1.000000
Detector | TraceMode	POS | MAXH
Sweep: Time [ms] | Count | Points per Section | Type	1 | 2500 | 1001 | SWE

RESULT: TC_VM_FCC15407_Bandwidths_V01

Test Description	Lower Limit	Upper Limit	Measured	Unit	Verdict
Bandwidth 99%	---	---	17.682	MHz	Information
T1 99%	5150.000000	---	5171.1588	MHz	PASS
T2 99%	---	5250.000000	5188.8412	MHz	PASS

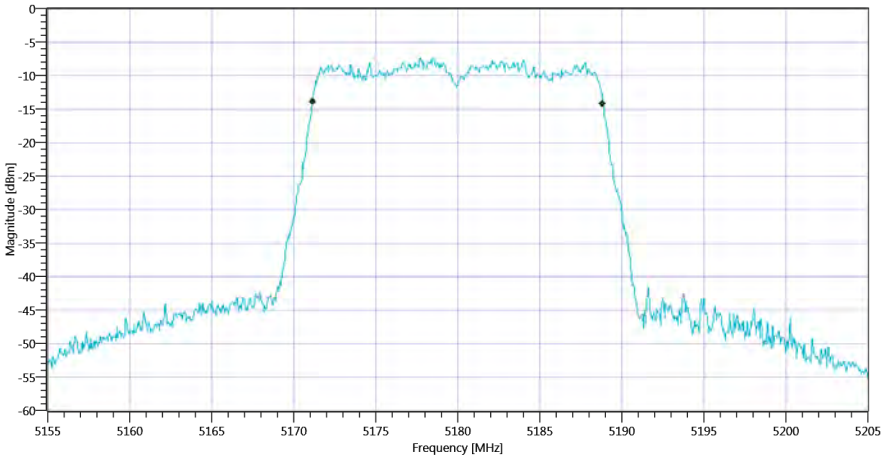

Plot_FCC Part 15.407 & ISED Bandwidths ~ WLAN5Gx n-HT20 mode U-NII-1 99PCT_04122019_083113.png

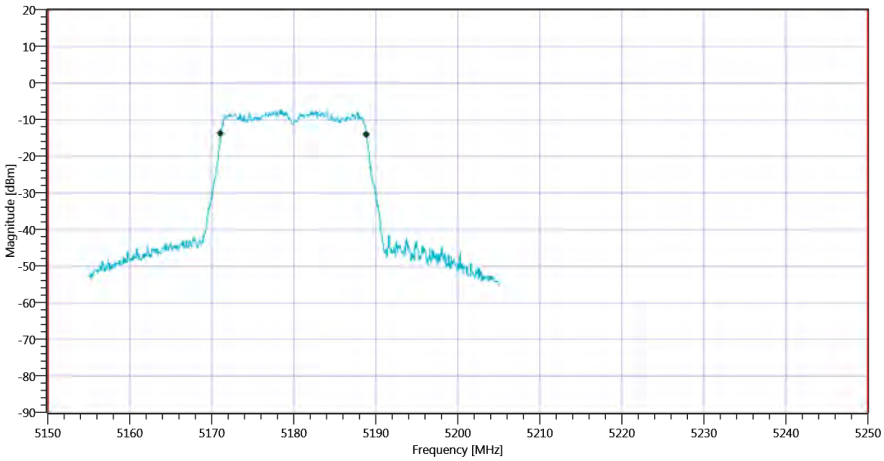

Plot_FCC Part 15.407 & ISED Bandwidths ~ WLAN5Gx n-HT20 mode U-NII-1_04122019_083116.png

RESULT: TC_VM_FCC15407_Bandwidths_V01

Test Description	Lower Limit	Upper Limit	Measured	Unit	Verdict
Bandwidth 26dB	---	---	20.3	MHz	Information
T1 26dB	5150.000000	---	5169.8500	MHz	PASS
T2 26dB	---	5250.000000	5190.1500	MHz	PASS

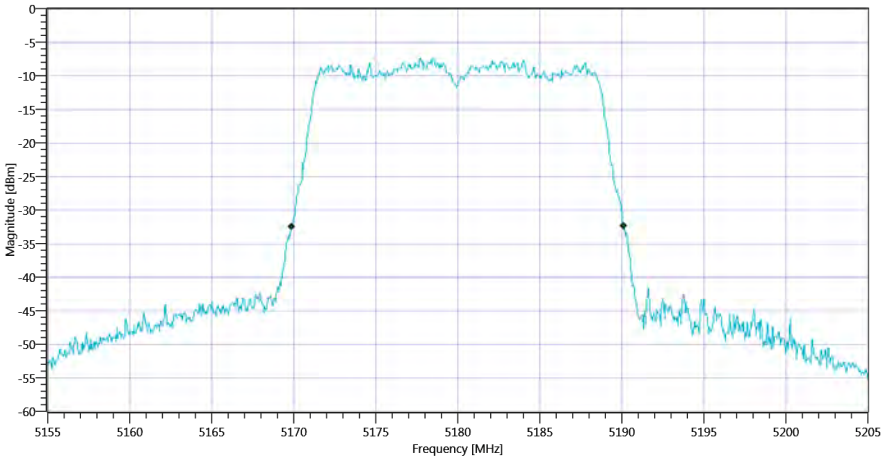

Plot_FCC Part 15.407 & ISED Bandwidths ~ WLAN5Gx n-HT20 mode U-NII-1 26dB_04122019_083120.png

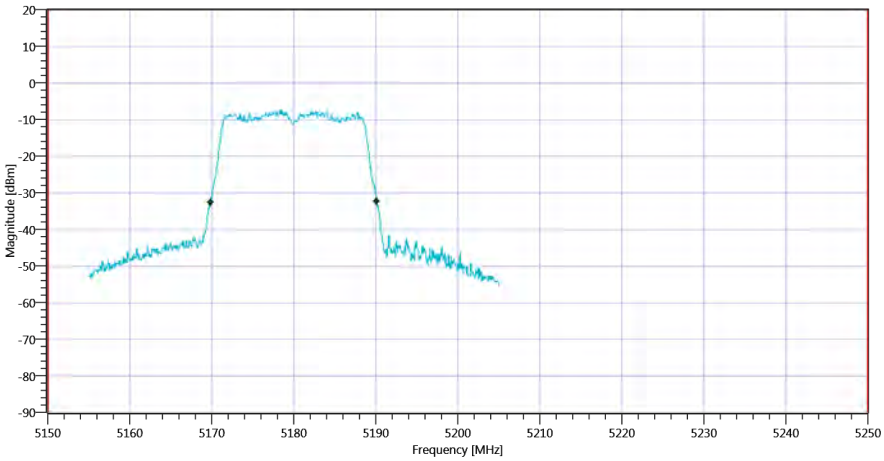

Plot_FCC Part 15.407 & ISED Bandwidths ~ WLAN5Gx n-HT20 mode U-NII-1_04122019_083122.png

TEST FINISHED		
General Verdict	04.12.2019 08:31:23 / RT: 34 s	PASS

26. FCC Part 15.407 & ISED Bandwidths ~ WLAN5Gx n-HT20 mode U-NII-1

Test References	
TC Start	04.12.2019 08:46:22
System Version	1.0.0.24
Test Specification	FCC Part 15.407 & ISET RSS-GEN
Test Method	26dB Bandwidth KDB789033 D02, C.1 / ISED RSS-GEN
Class / TC Version / TC ID	TC_VM_FCC15407_Bandwidths_V01 Version: 0.0.1 | TCID_FCC15407_1
My Description	FCC 15.407 Bandwidths - WLAN5Gx n-HT20 mode U-NII-1
Add. Information	

Test Parameter	
Technology to test	WLAN5Gx n-HT20 mode U-NII-1
Antenna Port used	1
Temperature	mid
Voltage	mid
Frequency low to test	False | Freq [MHz] 5180
Frequency mid to test	True | Freq [MHz] 5200
Frequency high to test	False | Freq [MHz] 5240
Switched Path	IUT - SignalingUnit - SpectrumAnalyzer
Devices in use	SA: Rohde&Schwarz,FSV-40,1307.9002K40/101042,3.60

Test at TX 5200 MHz

READ SA SETTINGS:	
RefLevel [dBm] | RefLevelOffset [dB] | InpAtt [dB]	4.63 | 14.37 | 10
Start [MHz] | Stop [MHz]	5175.000 | 5225.000
RBW [MHz] | VBW [MHz]	0.300000 | 1.000000
Detector | TraceMode	POS | MAXH
Sweep: Time [ms] | Count | Points per Section | Type	1 | 2500 | 1001 | SWE

RESULT: TC_VM_FCC15407_Bandwidths_V01

Test Description	Lower Limit	Upper Limit	Measured	Unit	Verdict
Bandwidth 99%	---	---	17.732	MHz	Information
T1 99%	5150.000000	---	5191.1089	MHz	PASS
T2 99%	---	5250.000000	5208.8412	MHz	PASS

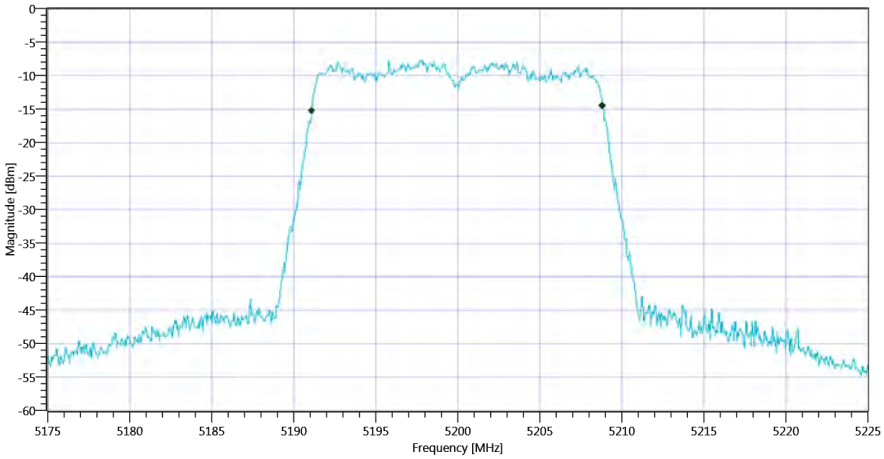

Plot_FCC Part 15.407 & ISED Bandwidths ~ WLAN5Gx n-HT20 mode U-NII-1 99PCT_04122019_084647.png

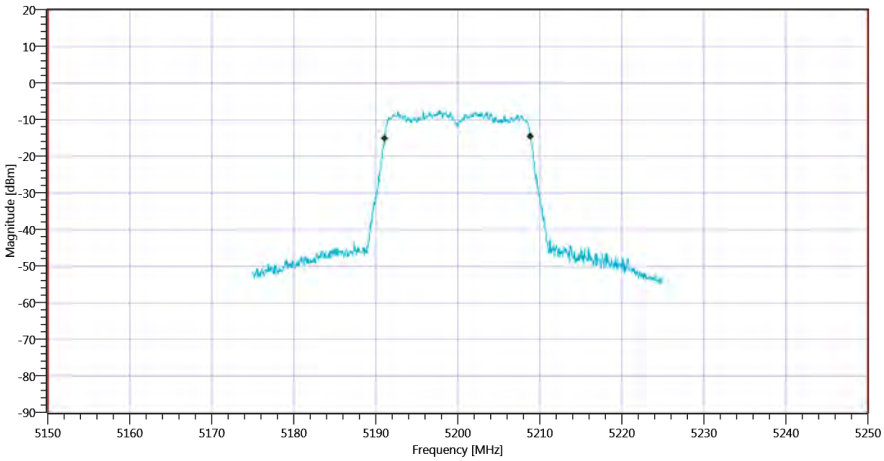

Plot_FCC Part 15.407 & ISED Bandwidths ~ WLAN5Gx n-HT20 mode U-NII-1_04122019_084650.png

RESULT: TC_VM_FCC15407_Bandwidths_V01

Test Description	Lower Limit	Upper Limit	Measured	Unit	Verdict
Bandwidth 26dB	---	---	20.35	MHz	Information
T1 26dB	5150.000000	---	5189.7500	MHz	PASS
T2 26dB	---	5250.000000	5210.1000	MHz	PASS

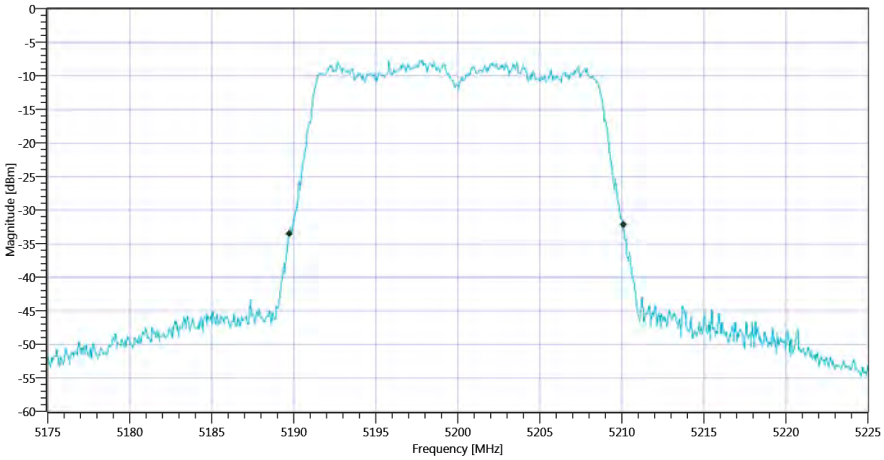

Plot_FCC Part 15.407 & ISED Bandwidths ~ WLAN5Gx n-HT20 mode U-NII-1 26dB_04122019_084653.png

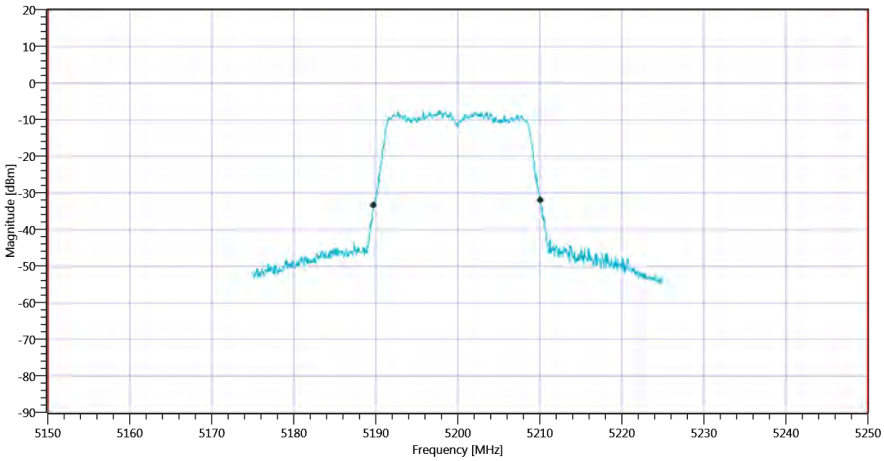

Plot_FCC Part 15.407 & ISED Bandwidths ~ WLAN5Gx n-HT20 mode U-NII-1_04122019_084656.png

TEST FINISHED		
General Verdict	04.12.2019 08:46:56 / RT: 34 s	PASS

27. FCC Part 15.407 & ISED Bandwidths ~ WLAN5Gx n-HT20 mode U-NII-1

Test References	
TC Start	04.12.2019 08:54:00
System Version	1.0.0.24
Test Specification	FCC Part 15.407 & ISET RSS-GEN
Test Method	26dB Bandwidth KDB789033 D02, C.1 / ISED RSS-GEN
Class / TC Version / TC ID	TC_VM_FCC15407_Bandwidths_V01 Version: 0.0.1 | TCID_FCC15407_1
My Description	FCC 15.407 Bandwidths - WLAN5Gx n-HT20 mode U-NII-1
Add. Information	

Test Parameter	
Technology to test	WLAN5Gx n-HT20 mode U-NII-1
Antenna Port used	1
Temperature	mid
Voltage	mid
Frequency low to test	False | Freq [MHz] 5180
Frequency mid to test	False | Freq [MHz] 5200
Frequency high to test	True | Freq [MHz] 5240
Switched Path	IUT - SignalingUnit - SpectrumAnalyzer
Devices in use	SA: Rohde&Schwarz,FSV-40,1307.9002K40/101042,3.60

Test at TX 5240 MHz

READ SA SETTINGS:	
RefLevel [dBm] | RefLevelOffset [dB] | InpAtt [dB]	5.27 | 14.57 | 10
Start [MHz] | Stop [MHz]	5215.000 | 5265.000
RBW [MHz] | VBW [MHz]	0.300000 | 1.000000
Detector | TraceMode	POS | MAXH
Sweep: Time [ms] | Count | Points per Section | Type	1 | 2500 | 1001 | SWE

RESULT: TC_VM_FCC15407_Bandwidths_V01

Test Description	Lower Limit	Upper Limit	Measured	Unit	Verdict
Bandwidth 99%	---	---	17.732	MHz	Information
T1 99%	5150.000000	---	5231.1588	MHz	PASS
T2 99%	---	5250.000000	5248.8911	MHz	PASS

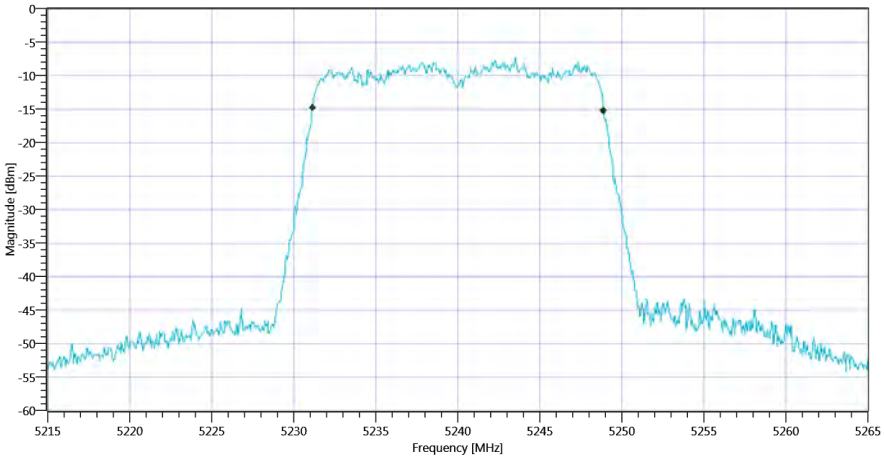

Plot_FCC Part 15.407 & ISED Bandwidths ~ WLAN5Gx n-HT20 mode U-NII-1 99PCT_04122019_085418.png

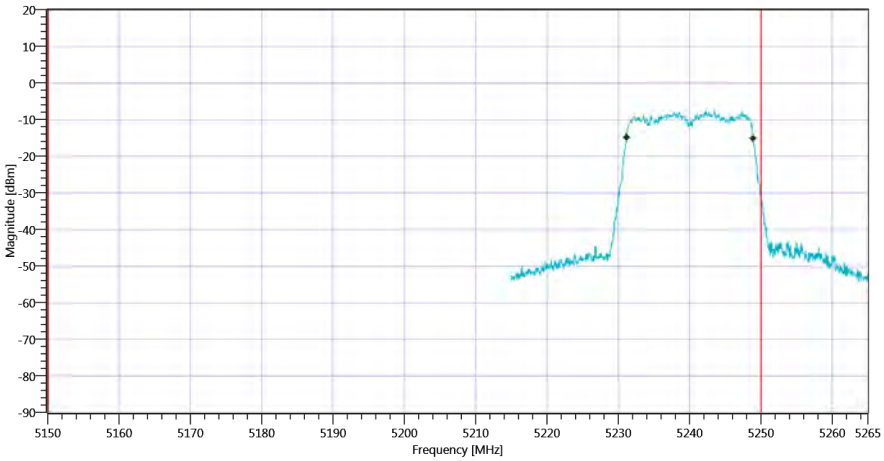

Plot_FCC Part 15.407 & ISED Bandwidths ~ WLAN5Gx n-HT20 mode U-NII-1_04122019_085421.png

RESULT: TC_VM_FCC15407_Bandwidths_V01

Test Description	Lower Limit	Upper Limit	Measured	Unit	Verdict
Bandwidth 26dB	---	---	20.25	MHz	Information
T1 26dB	5150.000000	---	5229.9500	MHz	PASS
T2 26dB	---	5250.000000	5250.2000	MHz	DFS required

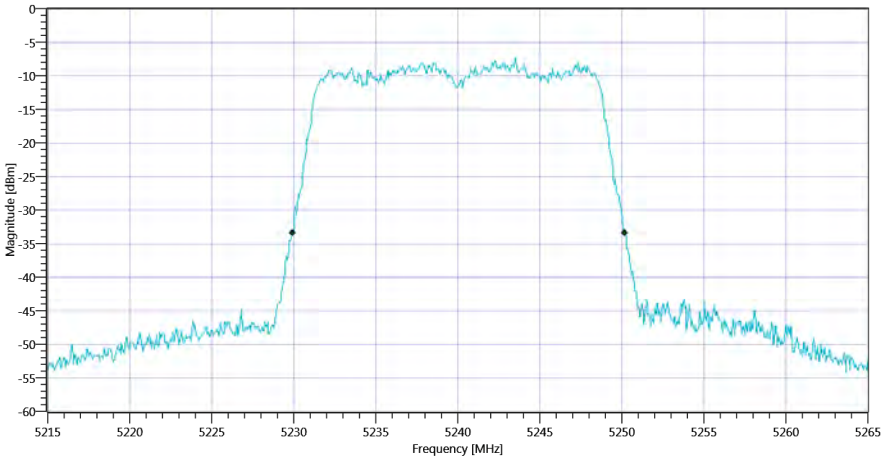

Plot_FCC Part 15.407 & ISED Bandwidths ~ WLAN5Gx n-HT20 mode U-NII-1 26dB_04122019_085425.png

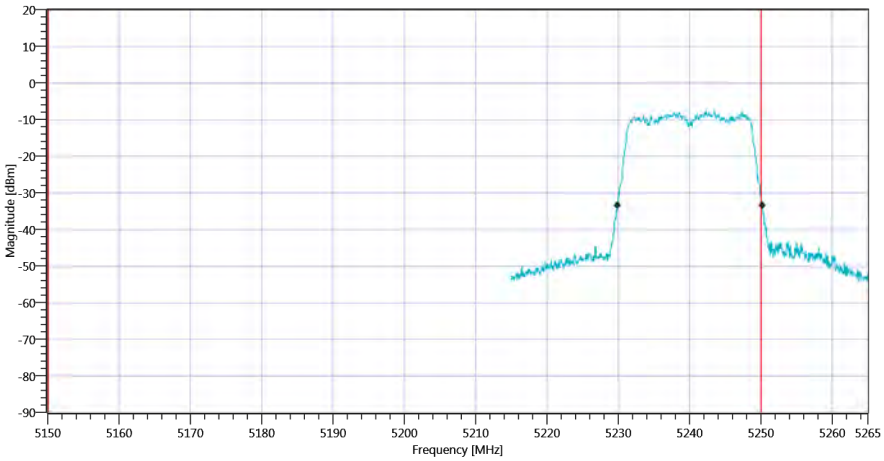

Plot_FCC Part 15.407 & ISED Bandwidths ~ WLAN5Gx n-HT20 mode U-NII-1_04122019_085427.png

TEST FINISHED		
General Verdict	04.12.2019 08:54:28 / RT: 27 s	PASS

28. FCC Part 15.407 & ISED Bandwidths ~ WLAN5Gx n-HT20 mode U-NII-2A

Test References	
TC Start	04.12.2019 08:57:18
System Version	1.0.0.24
Test Specification	FCC Part 15.407 & ISET RSS-GEN
Test Method	26dB Bandwidth KDB789033 D02, C.1 / ISED RSS-GEN
Class / TC Version / TC ID	TC_VM_FCC15407_Bandwidths_V01 Version: 0.0.1 | TCID_FCC15407_1
My Description	FCC 15.407 Bandwidths - WLAN5Gx n-HT20 mode U-NII-2A
Add. Information	

Test Parameter	
Technology to test	WLAN5Gx n-HT20 mode U-NII-2A
Antenna Port used	1
Temperature	mid
Voltage	mid
Frequency low to test	True | Freq [MHz] 5260
Frequency mid to test	False | Freq [MHz] 5280
Frequency high to test	False | Freq [MHz] 5320
Switched Path	IUT - SignalingUnit - SpectrumAnalyzer
Devices in use	SA: Rohde&Schwarz,FSV-40,1307.9002K40/101042,3.60

Test at TX 5260 MHz

READ SA SETTINGS:	
RefLevel [dBm] | RefLevelOffset [dB] | InpAtt [dB]	4.85 | 14.58 | 10
Start [MHz] | Stop [MHz]	5235.000 | 5285.000
RBW [MHz] | VBW [MHz]	0.300000 | 1.000000
Detector | TraceMode	POS | MAXH
Sweep: Time [ms] | Count | Points per Section | Type	1 | 2500 | 1001 | SWE

RESULT: TC_VM_FCC15407_Bandwidths_V01

Test Description	Lower Limit	Upper Limit	Measured	Unit	Verdict
Bandwidth 99%	---	---	17.682	MHz	Information
T1 99%	5250.000000	---	5251.1588	MHz	PASS since U-NII-1 is supported
T2 99%	---	5350.000000	5268.8412	MHz	PASS

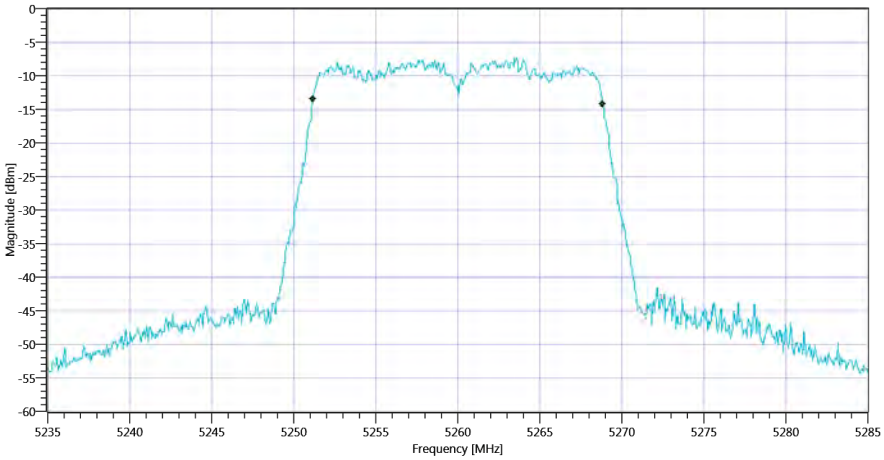

Plot_FCC Part 15.407 & ISED Bandwidths ~ WLAN5Gx n-HT20 mode U-NII-2A 99PCT_04122019_085736.png

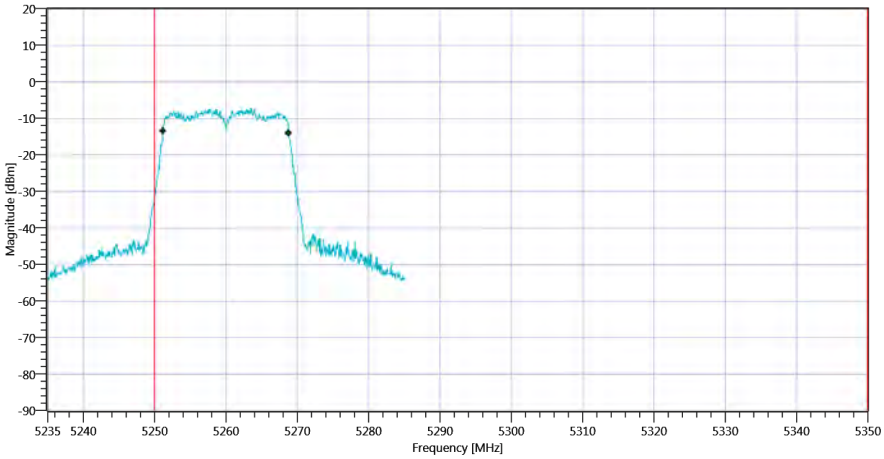

Plot_FCC Part 15.407 & ISED Bandwidths ~ WLAN5Gx n-HT20 mode U-NII-2A_04122019_085739.png

RESULT: TC_VM_FCC15407_Bandwidths_V01

Test Description	Lower Limit	Upper Limit	Measured	Unit	Verdict
Bandwidth 26dB	---	---	20.35	MHz	Information
T1 26dB	5250.000000	---	5249.8000	MHz	PASS since U-NII-1 is supported
T2 26dB	---	5350.000000	5270.1500	MHz	PASS

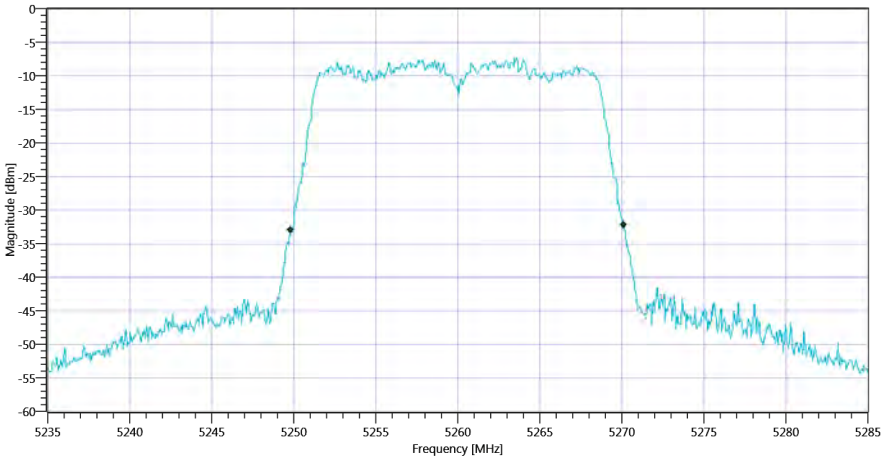

Plot_FCC Part 15.407 & ISED Bandwidths ~ WLAN5Gx n-HT20 mode U-NII-2A 26dB_04122019_085742.png

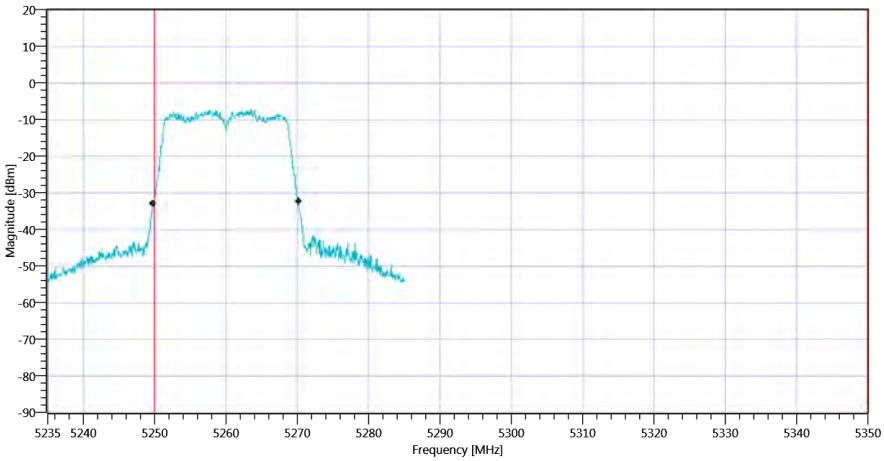

Plot_FCC Part 15.407 & ISED Bandwidths ~ WLAN5Gx n-HT20 mode U-NII-2A_04122019_085745.png

TEST FINISHED		
General Verdict	04.12.2019 08:57:45 / RT: 27 s	PASS

29. FCC Part 15.407 & ISED Bandwidths ~ WLAN5Gx n-HT20 mode U-NII-2A

Test References	
TC Start	04.12.2019 09:16:33
System Version	1.0.0.24
Test Specification	FCC Part 15.407 & ISET RSS-GEN
Test Method	26dB Bandwidth KDB789033 D02, C.1 / ISED RSS-GEN
Class / TC Version / TC ID	TC_VM_FCC15407_Bandwidths_V01 Version: 0.0.1 | TCID_FCC15407_1
My Description	FCC 15.407 Bandwidths - WLAN5Gx n-HT20 mode U-NII-2A
Add. Information	

Test Parameter	
Technology to test	WLAN5Gx n-HT20 mode U-NII-2A
Antenna Port used	1
Temperature	mid
Voltage	mid
Frequency low to test	False | Freq [MHz] 5260
Frequency mid to test	True | Freq [MHz] 5280
Frequency high to test	False | Freq [MHz] 5320
Switched Path	IUT - SignalingUnit - SpectrumAnalyzer
Devices in use	SA: Rohde&Schwarz,FSV-40,1307.9002K40/101042,3.60

Test at TX 5280 MHz

READ SA SETTINGS:	
RefLevel [dBm] | RefLevelOffset [dB] | InpAtt [dB]	4.38 | 14.37 | 10
Start [MHz] | Stop [MHz]	5255.000 | 5305.000
RBW [MHz] | VBW [MHz]	0.300000 | 1.000000
Detector | TraceMode	POS | MAXH
Sweep: Time [ms] | Count | Points per Section | Type	1 | 2500 | 1001 | SWE

RESULT: TC_VM_FCC15407_Bandwidths_V01

Test Description	Lower Limit	Upper Limit	Measured	Unit	Verdict
Bandwidth 99%	---	---	17.732	MHz	Information
T1 99%	5250.000000	---	5271.1089	MHz	PASS since U-NII-1 is supported
T2 99%	---	5350.000000	5288.8412	MHz	PASS

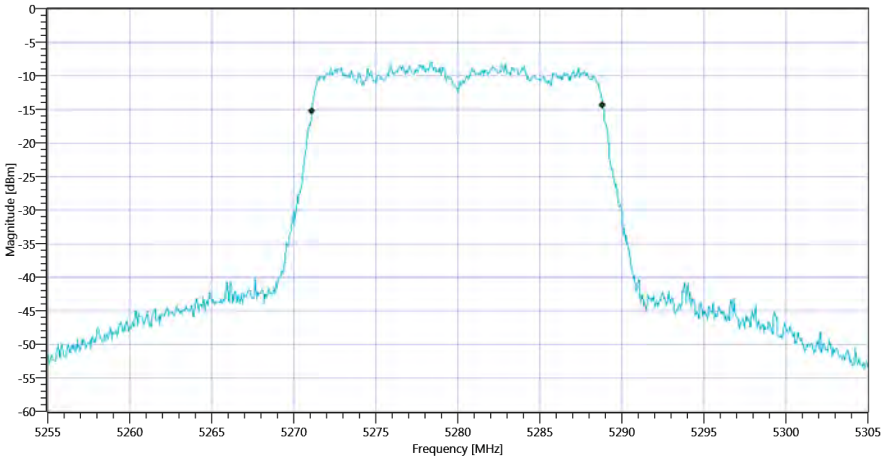

Plot_FCC Part 15.407 & ISED Bandwidths ~ WLAN5Gx n-HT20 mode U-NII-2A 99PCT_04122019_091652.png

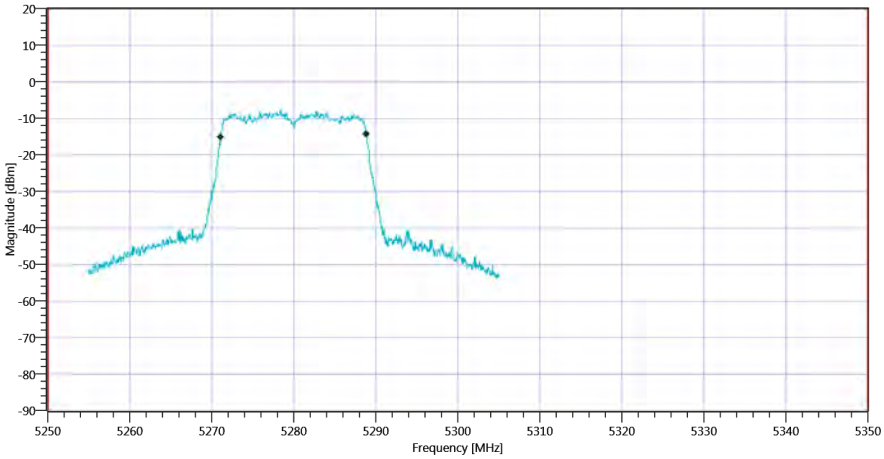

Plot_FCC Part 15.407 & ISED Bandwidths ~ WLAN5Gx n-HT20 mode U-NII-2A_04122019_091655.png

RESULT: TC_VM_FCC15407_Bandwidths_V01

Test Description	Lower Limit	Upper Limit	Measured	Unit	Verdict
Bandwidth 26dB	---	---	20.5	MHz	Information
T1 26dB	5250.000000	---	5269.7500	MHz	PASS since U-NII-1 is supported
T2 26dB	---	5350.000000	5290.2500	MHz	PASS

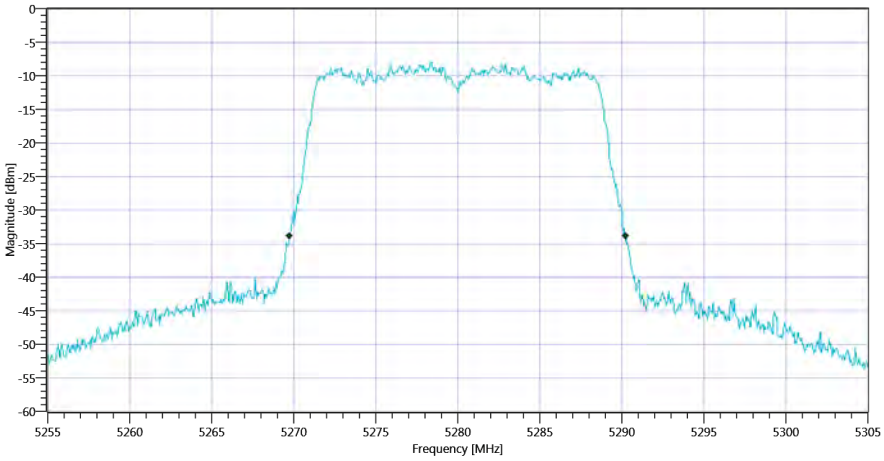

Plot_FCC Part 15.407 & ISED Bandwidths ~ WLAN5Gx n-HT20 mode U-NII-2A 26dB_04122019_091658.png

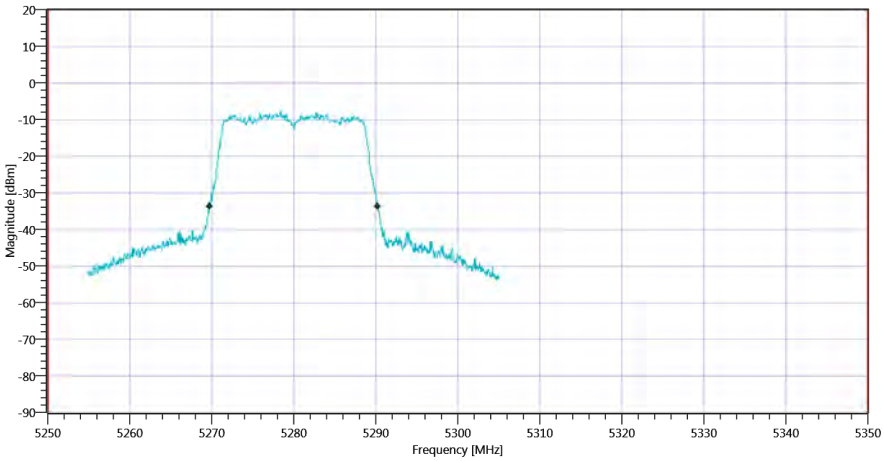

Plot_FCC Part 15.407 & ISED Bandwidths ~ WLAN5Gx n-HT20 mode U-NII-2A_04122019_091701.png

TEST FINISHED		
General Verdict	04.12.2019 09:17:01 / RT: 28 s	PASS

30. FCC Part 15.407 & ISED Bandwidths ~ WLAN5Gx n-HT20 mode U-NII-2A

Test References	
TC Start	04.12.2019 09:20:45
System Version	1.0.0.24
Test Specification	FCC Part 15.407 & ISET RSS-GEN
Test Method	26dB Bandwidth KDB789033 D02, C.1 / ISED RSS-GEN
Class / TC Version / TC ID	TC_VM_FCC15407_Bandwidths_V01 Version: 0.0.1 | TCID_FCC15407_1
My Description	FCC 15.407 Bandwidths - WLAN5Gx n-HT20 mode U-NII-2A
Add. Information	

Test Parameter	
Technology to test	WLAN5Gx n-HT20 mode U-NII-2A
Antenna Port used	1
Temperature	mid
Voltage	mid
Frequency low to test	False | Freq [MHz] 5260
Frequency mid to test	False | Freq [MHz] 5280
Frequency high to test	True | Freq [MHz] 5320
Switched Path	IUT - SignalingUnit - SpectrumAnalyzer
Devices in use	SA: Rohde&Schwarz,FSV-40,1307.9002K40/101042,3.60

Test at TX 5320 MHz

READ SA SETTINGS:	
RefLevel [dBm] | RefLevelOffset [dB] | InpAtt [dB]	4.39 | 14.09 | 10
Start [MHz] | Stop [MHz]	5295.000 | 5345.000
RBW [MHz] | VBW [MHz]	0.300000 | 1.000000
Detector | TraceMode	POS | MAXH
Sweep: Time [ms] | Count | Points per Section | Type	1 | 2500 | 1001 | SWE

RESULT: TC_VM_FCC15407_Bandwidths_V01

Test Description	Lower Limit	Upper Limit	Measured	Unit	Verdict
Bandwidth 99%	---	---	17.682	MHz	Information
T1 99%	5250.000000	---	5311.1588	MHz	PASS since U-NII-1 is supported
T2 99%	---	5350.000000	5328.8412	MHz	PASS

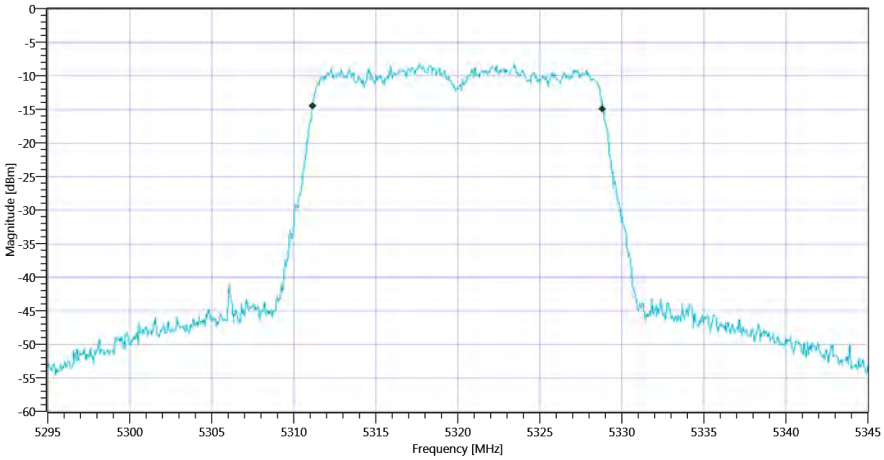

Plot_FCC Part 15.407 & ISED Bandwidths ~ WLAN5Gx n-HT20 mode U-NII-2A 99PCT_04122019_092103.png

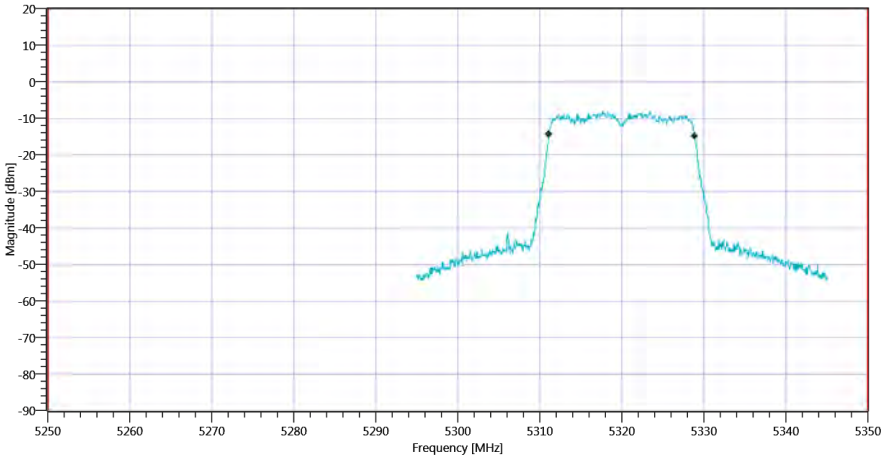

Plot_FCC Part 15.407 & ISED Bandwidths ~ WLAN5Gx n-HT20 mode U-NII-2A_04122019_092106.png

RESULT: TC_VM_FCC15407_Bandwidths_V01

Test Description	Lower Limit	Upper Limit	Measured	Unit	Verdict
Bandwidth 26dB	---	---	20.45	MHz	Information
T1 26dB	5250.000000	---	5309.8000	MHz	PASS since U-NII-1 is supported
T2 26dB	---	5350.000000	5330.2500	MHz	PASS

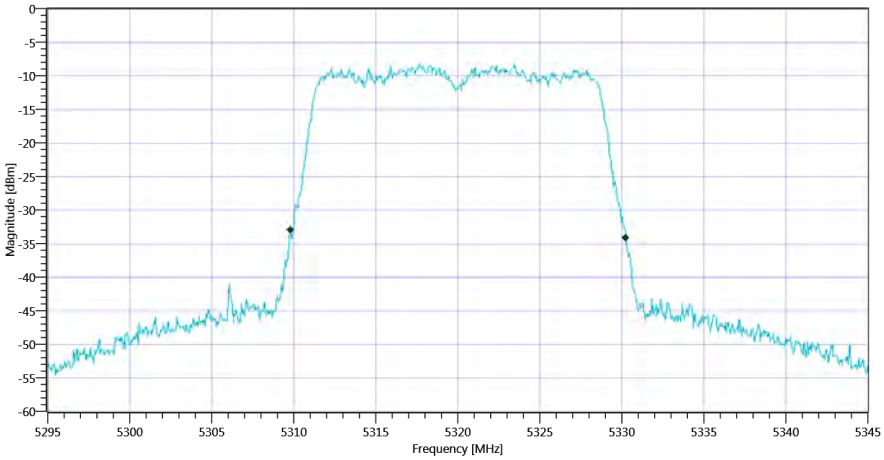

Plot_FCC Part 15.407 & ISED Bandwidths ~ WLAN5Gx n-HT20 mode U-NII-2A 26dB_04122019_092110.png

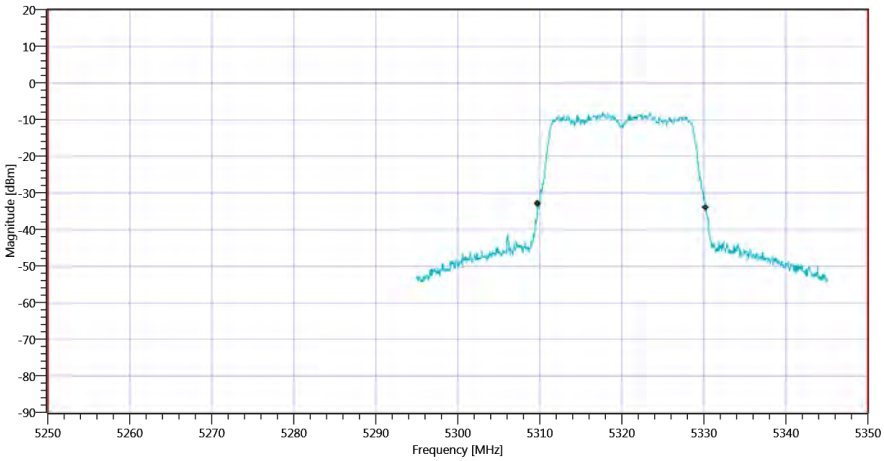

Plot_FCC Part 15.407 & ISED Bandwidths ~ WLAN5Gx n-HT20 mode U-NII-2A_04122019_092113.png

TEST FINISHED		
General Verdict	04.12.2019 09:21:13 / RT: 28 s	PASS

31. FCC Part 15.407 & ISED Bandwidths ~ WLAN5Gx n-HT20 mode U-NII-2C

Test References	
TC Start	18.10.2019 13:53:37
System Version	1.0.0.21
Test Specification	FCC Part 15.407 & ISET RSS-GEN
Test Method	26dB Bandwidth KDB789033 D02, C.1 / ISED RSS-GEN
Class / TC Version / TC ID	TC_VM_FCC15407_Bandwidths_V01 Version: 0.0.1 | TCID_FCC15407_1
My Description	FCC 15.407 Bandwidths - WLAN5Gx n-HT20 mode U-NII-2C
Add. Information	

Test Parameter	
Technology to test	WLAN5Gx n-HT20 mode U-NII-2C
Antenna Port used	1
Temperature	mid
Voltage	mid
Frequency low to test	True | Freq [MHz] 5500
Frequency mid to test	False | Freq [MHz] 5600
Frequency high to test	False | Freq [MHz] 5700
Switched Path	IUT - SignalingUnit - SpectrumAnalyzer
Devices in use	SA: Rohde&Schwarz,FSV-40,1307.9002K40/101042,3.50

Test at TX 5500 MHz

READ SA SETTINGS:	
RefLevel [dBm] | RefLevelOffset [dB] | InpAtt [dB]	7.36 | 14.07 | 10
Start [MHz] | Stop [MHz]	5475.000 | 5525.000
RBW [MHz] | VBW [MHz]	0.300000 | 1.000000
Detector | TraceMode	POS | MAXH
Sweep: Time [ms] | Count | Points per Section | Type	1 | 2500 | 1001 | SWE

RESULT: TC_VM_FCC15407_Bandwidths_V01

Test Description	Lower Limit	Upper Limit	Measured	Unit	Verdict
Bandwidth 99%	---	---	17.732	MHz	Information
T1 99%	5470.000000	---	5491.1588	MHz	PASS since U-NII-3 is supported
T2 99%	---	5725.000000	5508.8911	MHz	

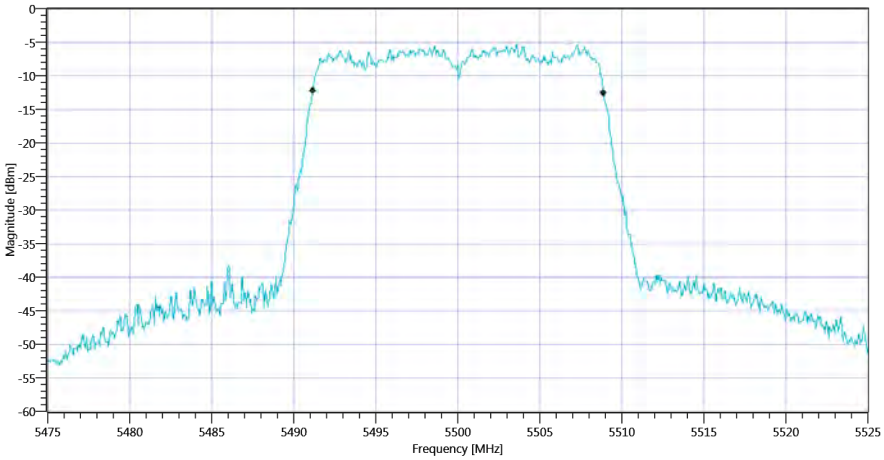

Plot_FCC Part 15.407 & ISED Bandwidths ~ WLAN5Gx n-HT20 mode U-NII-2C 99PCT_18102019_135355.png

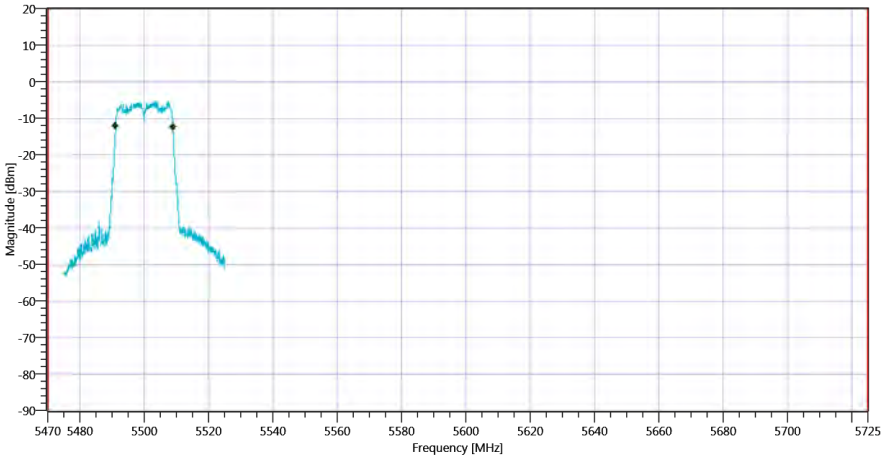

Plot_FCC Part 15.407 & ISED Bandwidths ~ WLAN5Gx n-HT20 mode U-NII-2C_18102019_135358.png

RESULT: TC_VM_FCC15407_Bandwidths_V01

Test Description	Lower Limit	Upper Limit	Measured	Unit	Verdict
Bandwidth 26dB	---	---	20.35	MHz	Information
T1 26dB	5470.000000	---	5489.9000	MHz	PASS since U-NII-3 is supported
T2 26dB	---	5725.000000	5510.2500	MHz	

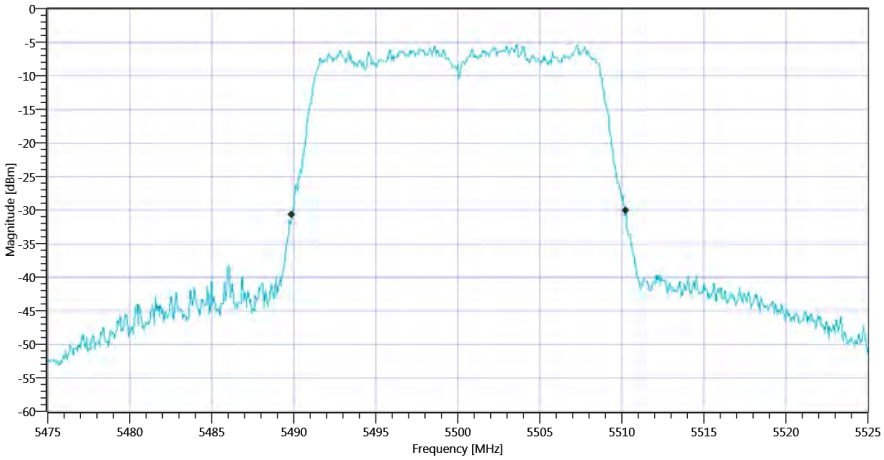

Plot_FCC Part 15.407 & ISED Bandwidths ~ WLAN5Gx n-HT20 mode U-NII-2C 26dB_18102019_135402.png

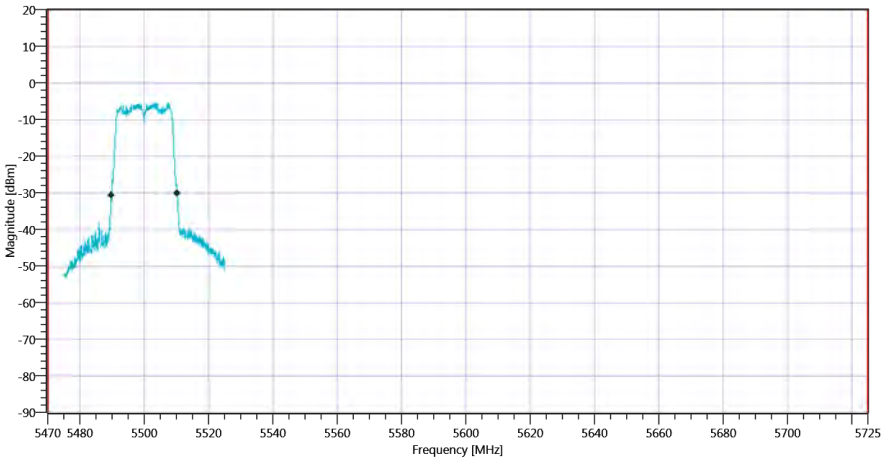

Plot_FCC Part 15.407 & ISED Bandwidths ~ WLAN5Gx n-HT20 mode U-NII-2C_18102019_135405.png

TEST FINISHED		
General Verdict	18.10.2019 13:54:05 / RT: 28 s	PASS

32. FCC Part 15.407 & ISED Bandwidths ~ WLAN5Gx n-HT20 mode U-NII-2C

Test References	
TC Start	18.10.2019 13:57:02
System Version	1.0.0.21
Test Specification	FCC Part 15.407 & ISET RSS-GEN
Test Method	26dB Bandwidth KDB789033 D02, C.1 / ISED RSS-GEN
Class / TC Version / TC ID	TC_VM_FCC15407_Bandwidths_V01 Version: 0.0.1 | TCID_FCC15407_1
My Description	FCC 15.407 Bandwidths - WLAN5Gx n-HT20 mode U-NII-2C
Add. Information	

Test Parameter	
Technology to test	WLAN5Gx n-HT20 mode U-NII-2C
Antenna Port used	1
Temperature	mid
Voltage	mid
Frequency low to test	False | Freq [MHz] 5500
Frequency mid to test	True | Freq [MHz] 5600
Frequency high to test	False | Freq [MHz] 5700
Switched Path	IUT - SignalingUnit - SpectrumAnalyzer
Devices in use	SA: Rohde&Schwarz,FSV-40,1307.9002K40/101042,3.50

Test at TX 5600 MHz

READ SA SETTINGS:	
RefLevel [dBm] | RefLevelOffset [dB] | InpAtt [dB]	9.59 | 14.17 | 15
Start [MHz] | Stop [MHz]	5575.000 | 5625.000
RBW [MHz] | VBW [MHz]	0.300000 | 1.000000
Detector | TraceMode	POS | MAXH
Sweep: Time [ms] | Count | Points per Section | Type	1 | 2500 | 1001 | SWE

RESULT: TC_VM_FCC15407_Bandwidths_V01

Test Description	Lower Limit	Upper Limit	Measured	Unit	Verdict
Bandwidth 99%	---	---	17.682	MHz	Information
T1 99%	5470.000000	---	5591.1588	MHz	PASS since U-NII-3 is supported
T2 99%	---	5725.000000	5608.8412	MHz	

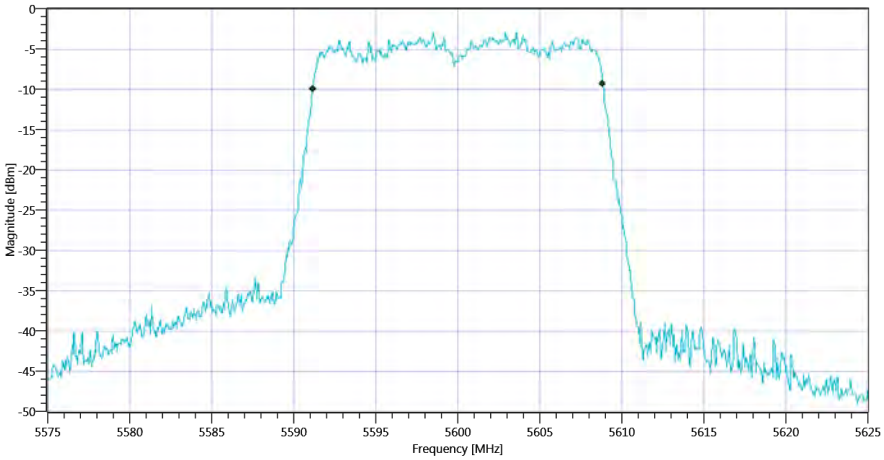

Plot_FCC Part 15.407 & ISED Bandwidths ~ WLAN5Gx n-HT20 mode U-NII-2C 99PCT_18102019_135721.png

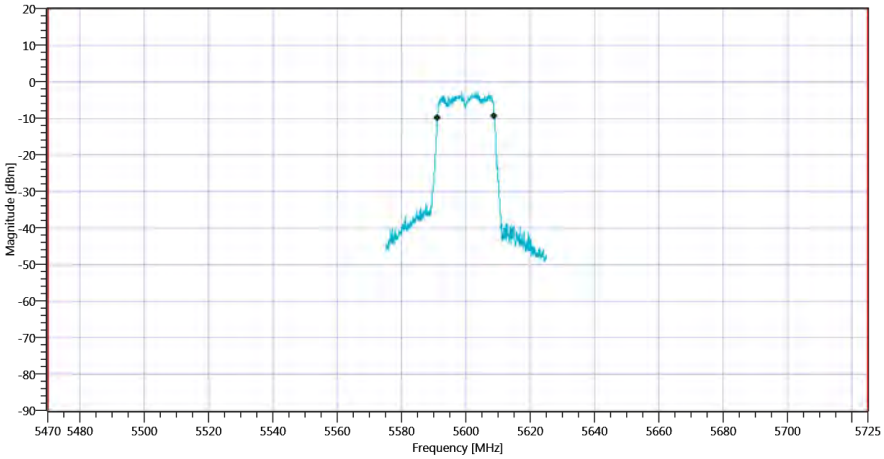

Plot_FCC Part 15.407 & ISED Bandwidths ~ WLAN5Gx n-HT20 mode U-NII-2C_18102019_135724.png

RESULT: TC_VM_FCC15407_Bandwidths_V01

Test Description	Lower Limit	Upper Limit	Measured	Unit	Verdict
Bandwidth 26dB	---	---	20.4	MHz	Information
T1 26dB	5470.000000	---	5589.8000	MHz	PASS since U-NII-3 is supported
T2 26dB	---	5725.000000	5610.2000	MHz	

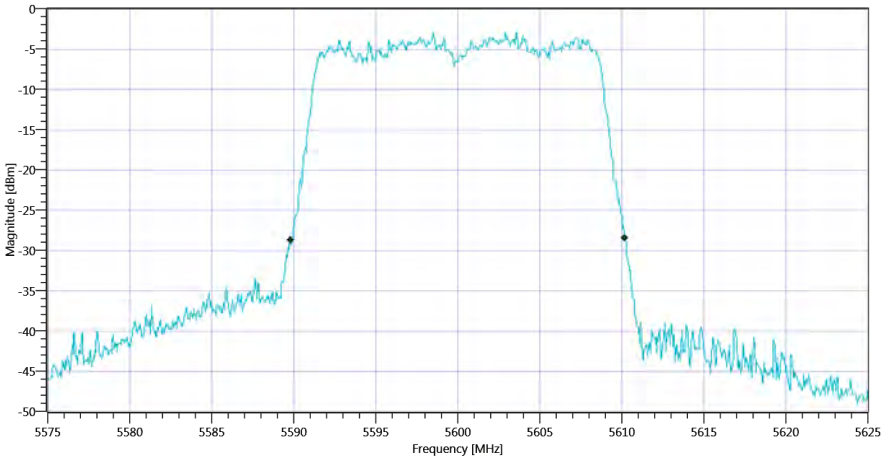

Plot_FCC Part 15.407 & ISED Bandwidths ~ WLAN5Gx n-HT20 mode U-NII-2C 26dB_18102019_135727.png

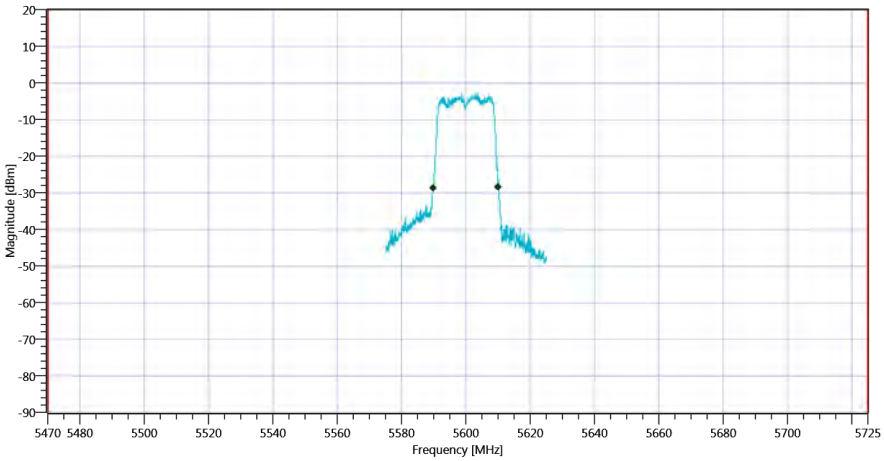

Plot_FCC Part 15.407 & ISED Bandwidths ~ WLAN5Gx n-HT20 mode U-NII-2C_18102019_135730.png

TEST FINISHED		
General Verdict	18.10.2019 13:57:31 / RT: 28 s	PASS

33. FCC Part 15.407 & ISED Bandwidths ~ WLAN5Gx n-HT20 mode U-NII-2C

Test References	
TC Start	18.10.2019 14:02:10
System Version	1.0.0.21
Test Specification	FCC Part 15.407 & ISET RSS-GEN
Test Method	26dB Bandwidth KDB789033 D02, C.1 / ISED RSS-GEN
Class / TC Version / TC ID	TC_VM_FCC15407_Bandwidths_V01 Version: 0.0.1 | TCID_FCC15407_1
My Description	FCC 15.407 Bandwidths - WLAN5Gx n-HT20 mode U-NII-2C
Add. Information	

Test Parameter	
Technology to test	WLAN5Gx n-HT20 mode U-NII-2C
Antenna Port used	1
Temperature	mid
Voltage	mid
Frequency low to test	False | Freq [MHz] 5500
Frequency mid to test	False | Freq [MHz] 5600
Frequency high to test	True | Freq [MHz] 5700
Switched Path	IUT - SignalingUnit - SpectrumAnalyzer
Devices in use	SA: Rohde&Schwarz,FSV-40,1307.9002K40/101042,3.50

Test at TX 5700 MHz

READ SA SETTINGS:	
RefLevel [dBm] | RefLevelOffset [dB] | InpAtt [dB]	10.56 | 14.41 | 15
Start [MHz] | Stop [MHz]	5675.000 | 5725.000
RBW [MHz] | VBW [MHz]	0.300000 | 1.000000
Detector | TraceMode	POS | MAXH
Sweep: Time [ms] | Count | Points per Section | Type	1 | 2500 | 1001 | SWE

RESULT: TC_VM_FCC15407_Bandwidths_V01

Test Description	Lower Limit	Upper Limit	Measured	Unit	Verdict
Bandwidth 99%	---	---	17.682	MHz	Information
T1 99%	5470.000000	---	5691.1588	MHz	PASS since U-NII-3 is supported
T2 99%	---	5725.000000	5708.8412	MHz	

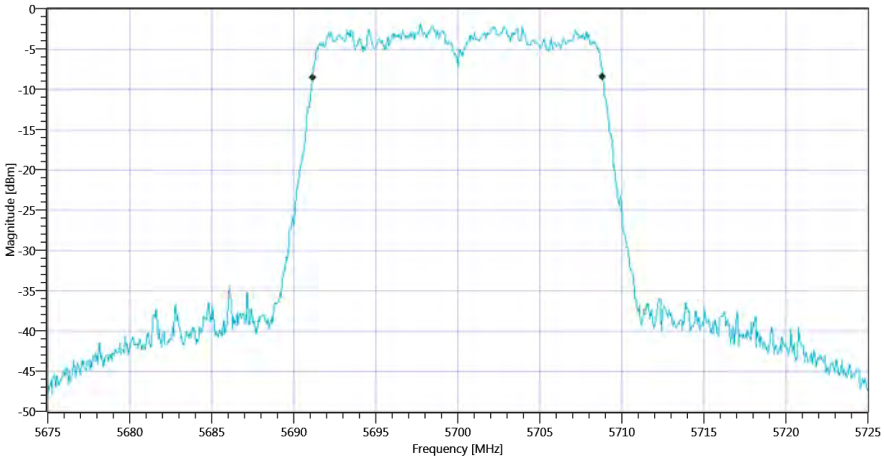

Plot_FCC Part 15.407 & ISED Bandwidths ~ WLAN5Gx n-HT20 mode U-NII-2C 99PCT_18102019_140229.png

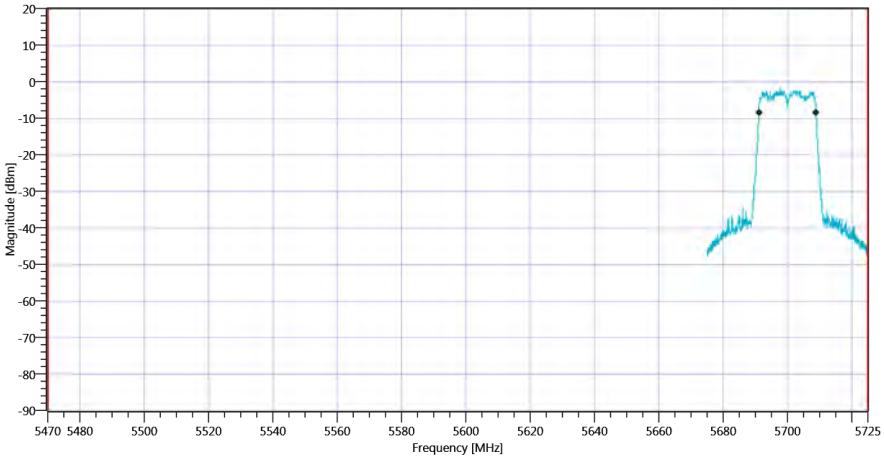

Plot_FCC Part 15.407 & ISED Bandwidths ~ WLAN5Gx n-HT20 mode U-NII-2C_18102019_140232.png

RESULT: TC_VM_FCC15407_Bandwidths_V01

Test Description	Lower Limit	Upper Limit	Measured	Unit	Verdict
Bandwidth 26dB	---	---	20.35	MHz	Information
T1 26dB	5470.000000	---	5689.7500	MHz	PASS since U-NII-3 is supported
T2 26dB	---	5725.000000	5710.1000	MHz	

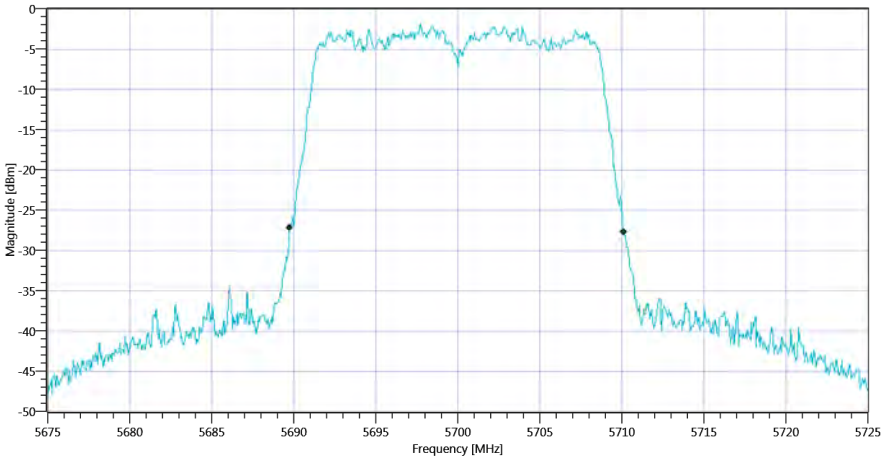

Plot_FCC Part 15.407 & ISED Bandwidths ~ WLAN5Gx n-HT20 mode U-NII-2C 26dB_18102019_140235.png

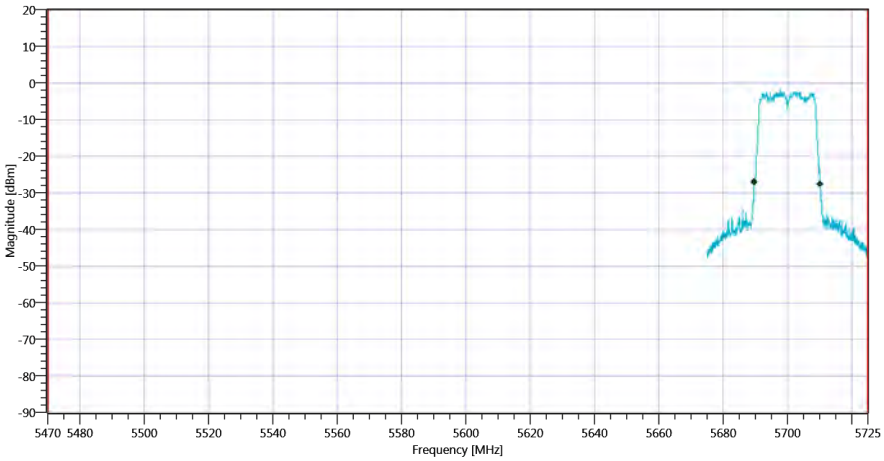

Plot_FCC Part 15.407 & ISED Bandwidths ~ WLAN5Gx n-HT20 mode U-NII-2C_18102019_140238.png

TEST FINISHED		
General Verdict	18.10.2019 14:02:39 / RT: 28 s	PASS

34. FCC Part 15.407 & ISED Bandwidths ~ WLAN5Gx n-HT20 mode U-NII-3

Test References	
TC Start	18.10.2019 14:06:01
System Version	1.0.0.21
Test Specification	FCC Part 15.407 & ISET RSS-GEN
Test Method	26dB Bandwidth KDB789033 D02, C.1 / ISED RSS-GEN
Class / TC Version / TC ID	TC_VM_FCC15407_Bandwidths_V01 Version: 0.0.1 | TCID_FCC15407_1
My Description	FCC 15.407 Bandwidths - WLAN5Gx n-HT20 mode U-NII-3
Add. Information	

Test Parameter	
Technology to test	WLAN5Gx n-HT20 mode U-NII-3
Antenna Port used	1
Temperature	mid
Voltage	mid
Frequency low to test	True | Freq [MHz] 5745
Frequency mid to test	False | Freq [MHz] 5785
Frequency high to test	False | Freq [MHz] 5825
Switched Path	IUT - SignalingUnit - SpectrumAnalyzer
Devices in use	SA: Rohde&Schwarz,FSV-40,1307.9002K40/101042,3.50

Test at TX 5745 MHz

READ SA SETTINGS:	
RefLevel [dBm] | RefLevelOffset [dB] | InpAtt [dB]	13.74 | 14.24 | 15
Start [MHz] | Stop [MHz]	5720.000 | 5770.000
RBW [MHz] | VBW [MHz]	0.300000 | 1.000000
Detector | TraceMode	POS | MAXH
Sweep: Time [ms] | Count | Points per Section | Type	1 | 2500 | 1001 | SWE

RESULT: TC_VM_FCC15407_Bandwidths_V01

Test Description	Lower Limit	Upper Limit	Measured	Unit	Verdict
Bandwidth 99%	---	---	17.682	MHz	Information
T1 99%	5725.000000	---	5736.1588	MHz	PASS
T2 99%	---	5850.000000	5753.8412	MHz	PASS

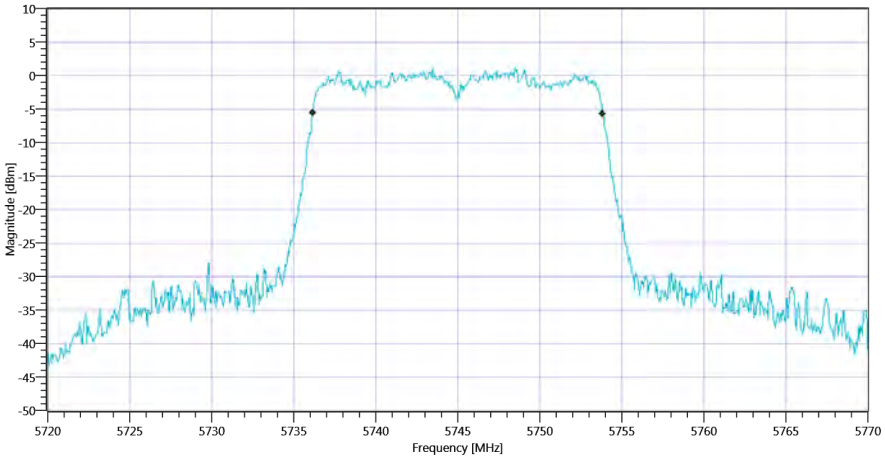

Plot_FCC Part 15.407 & ISED Bandwidths ~ WLAN5Gx n-HT20 mode U-NII-3 99PCT_18102019_140620.png

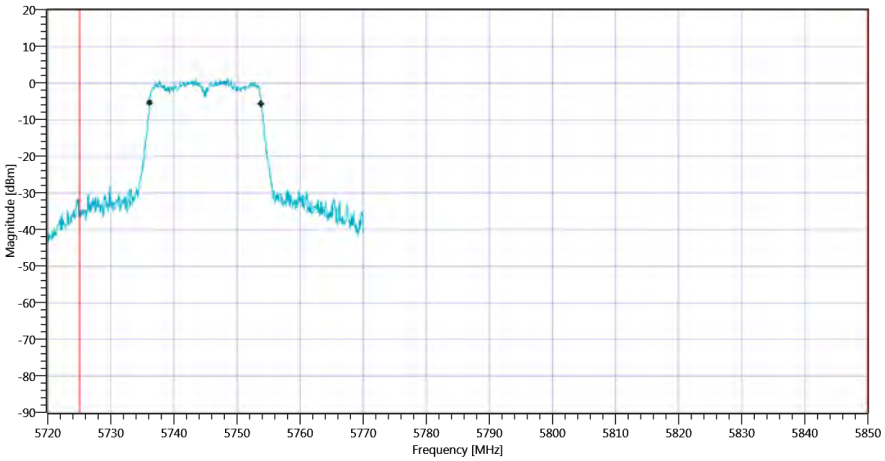

Plot_FCC Part 15.407 & ISED Bandwidths ~ WLAN5Gx n-HT20 mode U-NII-3_18102019_140623.png

RESULT: TC_VM_FCC15407_Bandwidths_V01

Test Description	Lower Limit	Upper Limit	Measured	Unit	Verdict
Bandwidth 26dB	---	---	20.35	MHz	Information
T1 26dB	5725.000000	---	5734.8000	MHz	PASS
T2 26dB	---	5850.000000	5755.1500	MHz	PASS

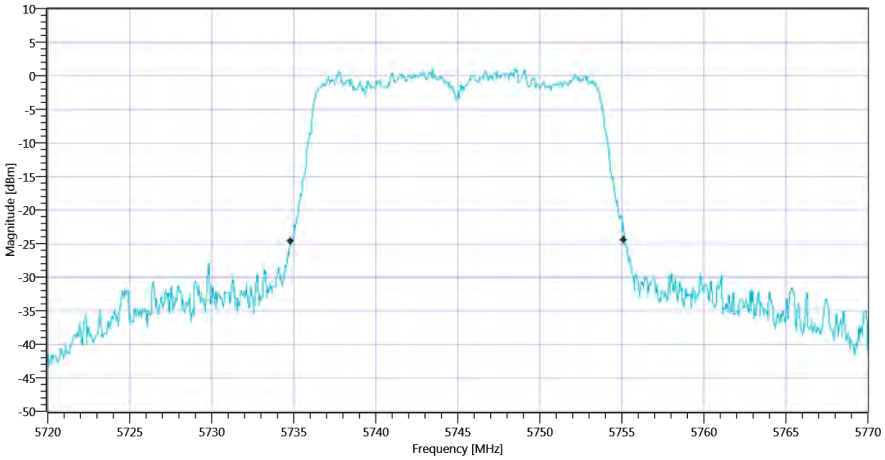

Plot_FCC Part 15.407 & ISED Bandwidths ~ WLAN5Gx n-HT20 mode U-NII-3 26dB_18102019_140626.png

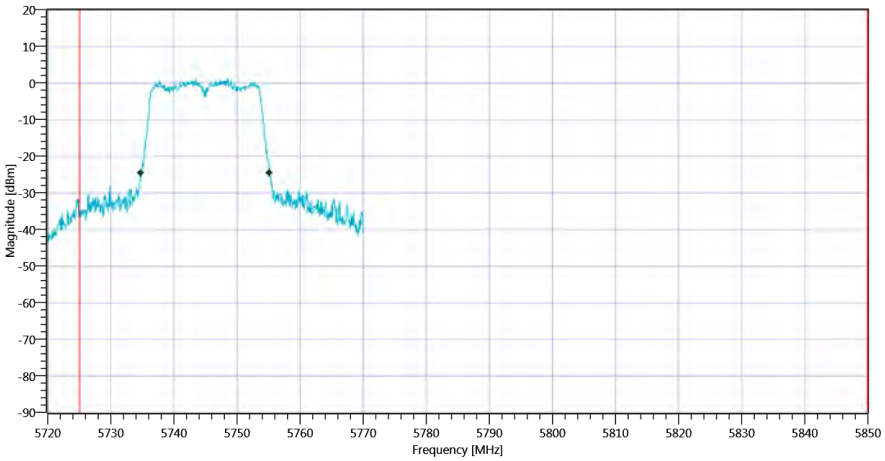

Plot_FCC Part 15.407 & ISED Bandwidths ~ WLAN5Gx n-HT20 mode U-NII-3_18102019_140629.png

TEST FINISHED		
General Verdict	18.10.2019 14:06:30 / RT: 28 s	PASS

35. FCC Part 15.407 & ISED Bandwidths ~ WLAN5Gx n-HT20 mode U-NII-3

Test References	
TC Start	18.10.2019 14:10:41
System Version	1.0.0.21
Test Specification	FCC Part 15.407 & ISET RSS-GEN
Test Method	26dB Bandwidth KDB789033 D02, C.1 / ISED RSS-GEN
Class / TC Version / TC ID	TC_VM_FCC15407_Bandwidths_V01 Version: 0.0.1 | TCID_FCC15407_1
My Description	FCC 15.407 Bandwidths - WLAN5Gx n-HT20 mode U-NII-3
Add. Information	

Test Parameter	
Technology to test	WLAN5Gx n-HT20 mode U-NII-3
Antenna Port used	1
Temperature	mid
Voltage	mid
Frequency low to test	False | Freq [MHz] 5745
Frequency mid to test	True | Freq [MHz] 5785
Frequency high to test	False | Freq [MHz] 5825
Switched Path	IUT - SignalingUnit - SpectrumAnalyzer
Devices in use	SA: Rohde&Schwarz,FSV-40,1307.9002K40/101042,3.50

Test at TX 5785 MHz

READ SA SETTINGS:	
RefLevel [dBm] | RefLevelOffset [dB] | InpAtt [dB]	14.09 | 14.27 | 15
Start [MHz] | Stop [MHz]	5760.000 | 5810.000
RBW [MHz] | VBW [MHz]	0.300000 | 1.000000
Detector | TraceMode	POS | MAXH
Sweep: Time [ms] | Count | Points per Section | Type	1 | 2500 | 1001 | SWE

RESULT: TC_VM_FCC15407_Bandwidths_V01

Test Description	Lower Limit	Upper Limit	Measured	Unit	Verdict
Bandwidth 99%	---	---	17.782	MHz	Information
T1 99%	5725.000000	---	5776.1089	MHz	PASS
T2 99%	---	5850.000000	5793.8911	MHz	PASS

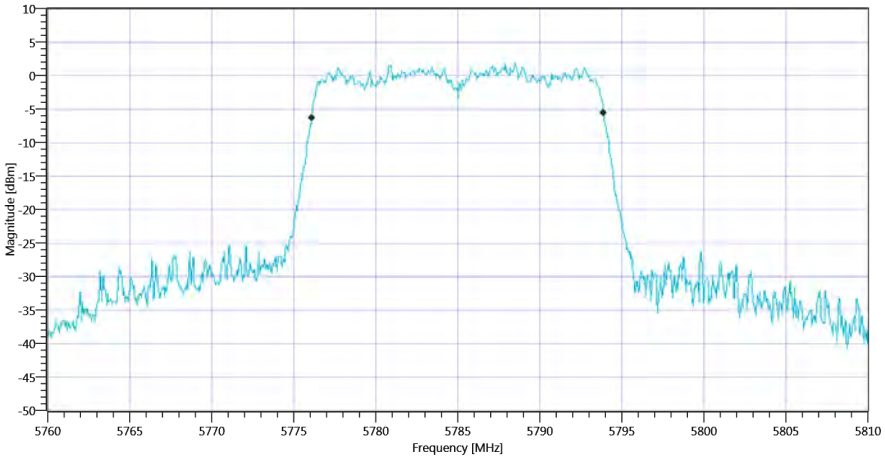

Plot_FCC Part 15.407 & ISED Bandwidths ~ WLAN5Gx n-HT20 mode U-NII-3 99PCT_18102019_141100.png

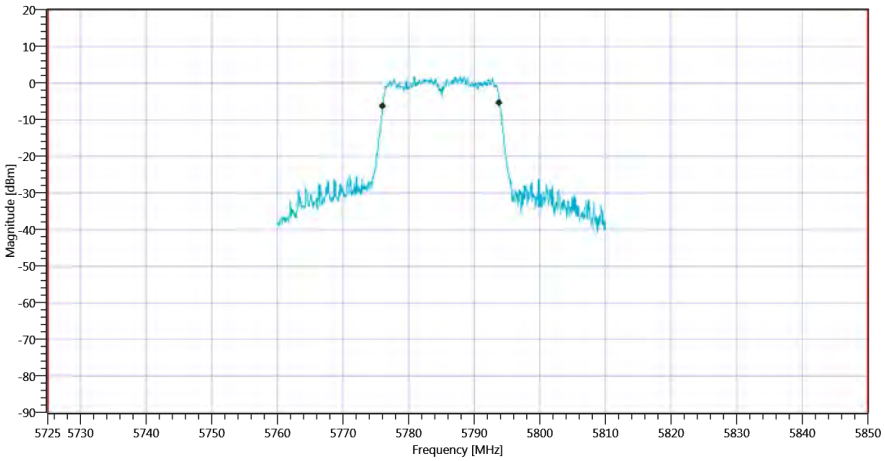

Plot_FCC Part 15.407 & ISED Bandwidths ~ WLAN5Gx n-HT20 mode U-NII-3_18102019_141103.png

RESULT: TC_VM_FCC15407_Bandwidths_V01

Test Description	Lower Limit	Upper Limit	Measured	Unit	Verdict
Bandwidth 26dB	---	---	20.35	MHz	Information
T1 26dB	5725.000000	---	5774.8000	MHz	PASS
T2 26dB	---	5850.000000	5795.1500	MHz	PASS

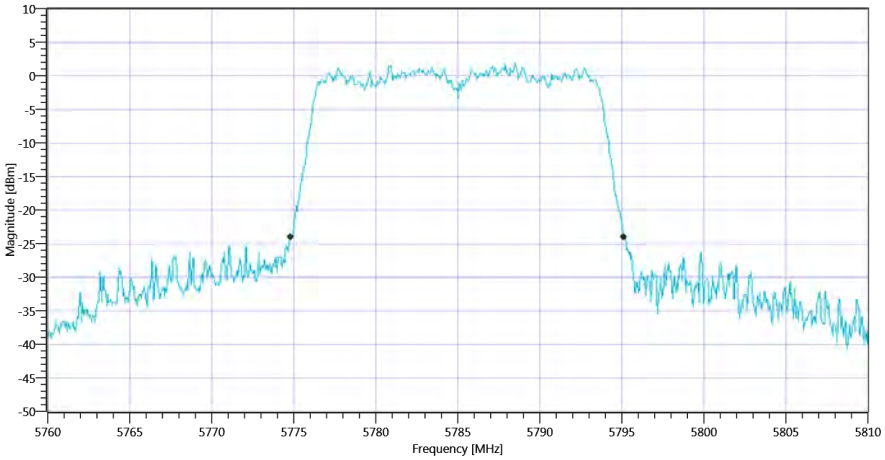

Plot_FCC Part 15.407 & ISED Bandwidths ~ WLAN5Gx n-HT20 mode U-NII-3 26dB_18102019_141107.png

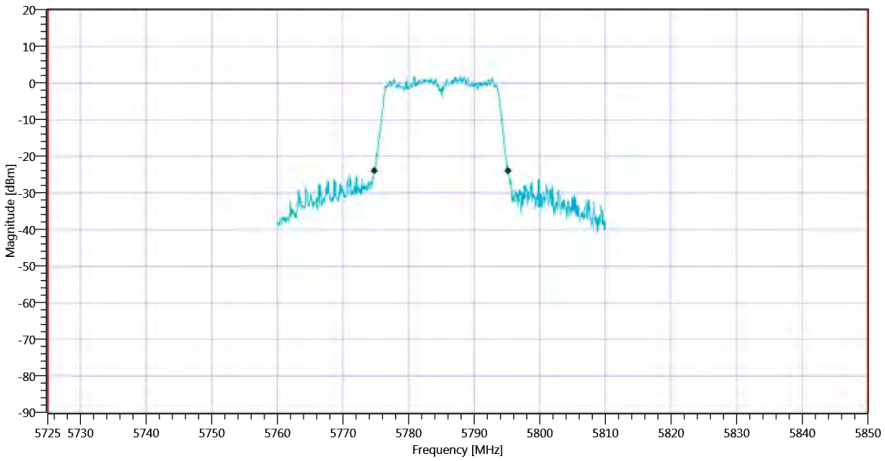

Plot_FCC Part 15.407 & ISED Bandwidths ~ WLAN5Gx n-HT20 mode U-NII-3_18102019_141110.png

TEST FINISHED		
General Verdict	18.10.2019 14:11:10 / RT: 28 s	PASS

36. FCC Part 15.407 & ISED Bandwidths ~ WLAN5Gx n-HT20 mode U-NII-3

Test References	
TC Start	18.10.2019 14:14:18
System Version	1.0.0.21
Test Specification	FCC Part 15.407 & ISET RSS-GEN
Test Method	26dB Bandwidth KDB789033 D02, C.1 / ISED RSS-GEN
Class / TC Version / TC ID	TC_VM_FCC15407_Bandwidths_V01 Version: 0.0.1 | TCID_FCC15407_1
My Description	FCC 15.407 Bandwidths - WLAN5Gx n-HT20 mode U-NII-3
Add. Information	

Test Parameter	
Technology to test	WLAN5Gx n-HT20 mode U-NII-3
Antenna Port used	1
Temperature	mid
Voltage	mid
Frequency low to test	False | Freq [MHz] 5745
Frequency mid to test	False | Freq [MHz] 5785
Frequency high to test	True | Freq [MHz] 5825
Switched Path	IUT - SignalingUnit - SpectrumAnalyzer
Devices in use	SA: Rohde&Schwarz,FSV-40,1307.9002K40/101042,3.50

Test at TX 5825 MHz

READ SA SETTINGS:	
RefLevel [dBm] | RefLevelOffset [dB] | InpAtt [dB]	14.03 | 14.33 | 15
Start [MHz] | Stop [MHz]	5800.000 | 5850.000
RBW [MHz] | VBW [MHz]	0.300000 | 1.000000
Detector | TraceMode	POS | MAXH
Sweep: Time [ms] | Count | Points per Section | Type	1 | 2500 | 1001 | SWE

RESULT: TC_VM_FCC15407_Bandwidths_V01

Test Description	Lower Limit	Upper Limit	Measured	Unit	Verdict
Bandwidth 99%	---	---	17.782	MHz	Information
T1 99%	5725.000000	---	5816.1089	MHz	PASS
T2 99%	---	5850.000000	5833.8911	MHz	PASS

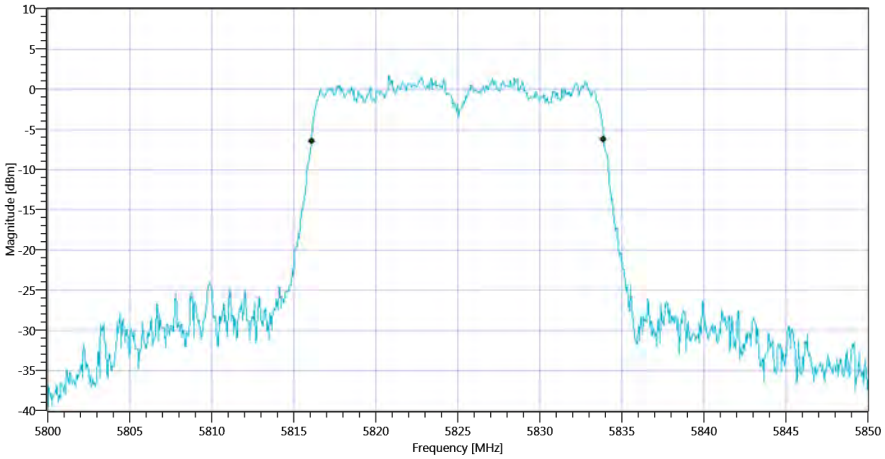

Plot_FCC Part 15.407 & ISED Bandwidths ~ WLAN5Gx n-HT20 mode U-NII-3 99PCT_18102019_141444.png

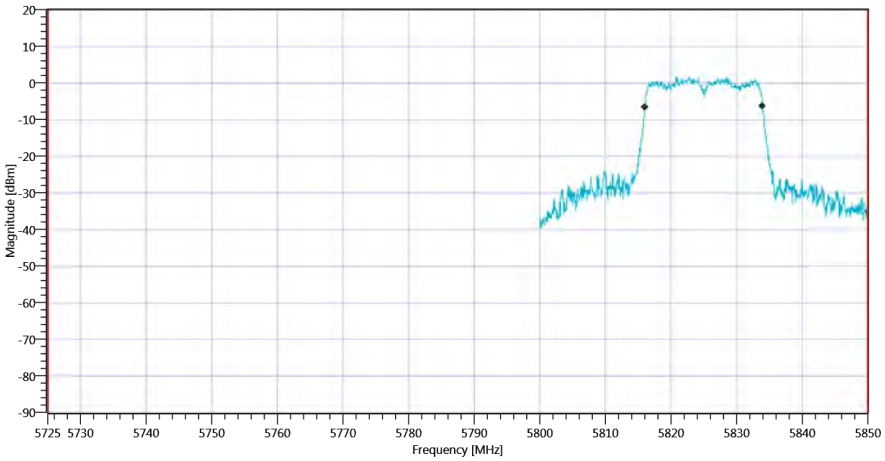

Plot_FCC Part 15.407 & ISED Bandwidths ~ WLAN5Gx n-HT20 mode U-NII-3_18102019_141447.png

RESULT: TC_VM_FCC15407_Bandwidths_V01

Test Description	Lower Limit	Upper Limit	Measured	Unit	Verdict
Bandwidth 26dB	---	---	25.7	MHz	Information
T1 26dB	5725.000000	---	5809.8500	MHz	PASS
T2 26dB	---	5850.000000	5835.5500	MHz	PASS

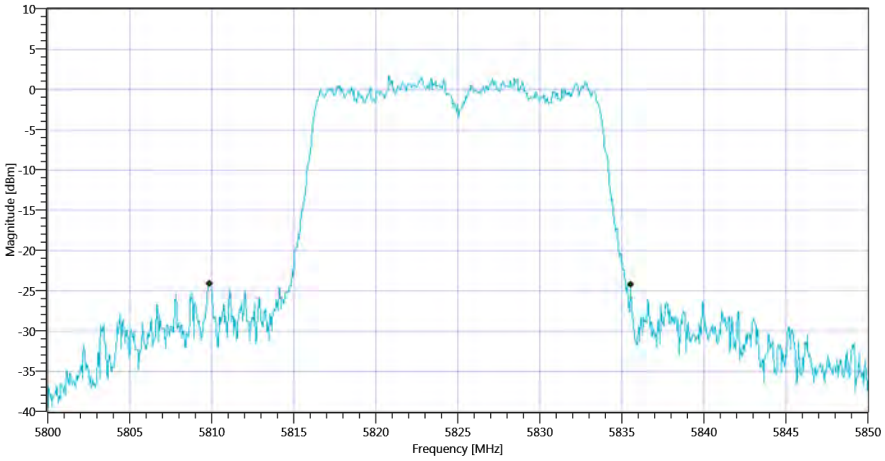

Plot_FCC Part 15.407 & ISED Bandwidths ~ WLAN5Gx n-HT20 mode U-NII-3 26dB_18102019_141451.png

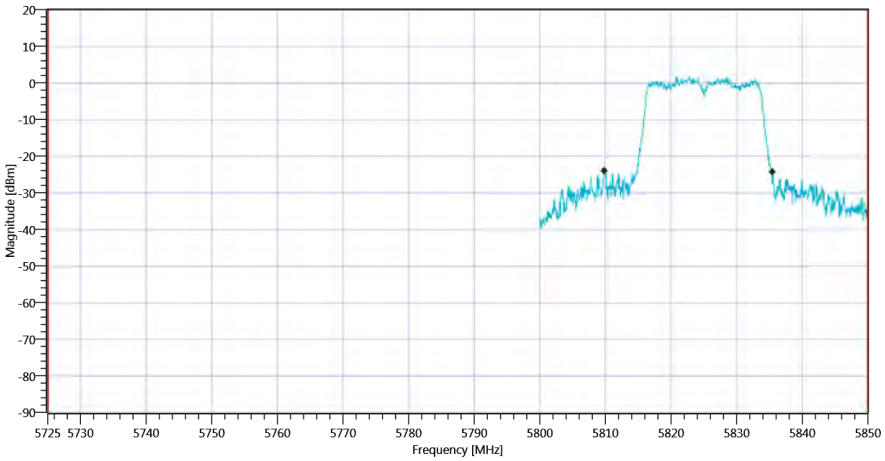

Plot_FCC Part 15.407 & ISED Bandwidths ~ WLAN5Gx n-HT20 mode U-NII-3_18102019_141454.png

TEST FINISHED		
General Verdict	18.10.2019 14:14:54 / RT: 35 s	PASS

37. FCC Part 15.407 & ISED Minimum Emission BW ~ WLAN5Gx n-HT20 mode U-NII-3

Test References	
TC Start	18.10.2019 14:06:34
System Version	1.0.0.21
Test Specification	FCC Part 15.407
Test Method	KDB789033 D02, C.2.
Class / TC Version / TC ID	TC_VM_FCC15407_Min_Emission_BW_V01 Version: 0.0.1 | TCID_FCC15407_2
My Description	FCC 15.407 Min Emission Bandwidth - WLAN5Gx n-HT20 mode U-NII-3
Add. Information	

Test Parameter	
Technology to test	WLAN5Gx n-HT20 mode U-NII-3
Antenna Port used	1
Temperature	mid
Voltage	mid
Frequency low to test	True | Freq [MHz] 5745
Frequency mid to test	False | Freq [MHz] 5785
Frequency high to test	False | Freq [MHz] 5825
Switched Path	IUT - SignalingUnit - SpectrumAnalyzer
Devices in use	SA: Rohde&Schwarz,FSV-40,1307.9002K40/101042,3.50

Test at TX 5745 MHz

READ SA SETTINGS:	
RefLevel [dBm] | RefLevelOffset [dB] | InpAtt [dB]	17.95 | 14.24 | 20
Start [MHz] | Stop [MHz]	5720.000 | 5770.000
RBW [MHz] | VBW [MHz]	0.100000 | 0.300000
Detector | TraceMode	POS | MAXH
Sweep: Time [ms] | Count | Points per Section | Type	2 | 1500 | 1001 | SWE

RESULT: TC_VM_FCC15407_Min_Emission_BW_V01

Test Description	Lower Limit	Upper Limit	Measured	Unit	Verdict
Bandwidth (6dB)	0.500	---	17.65	MHz	PASS

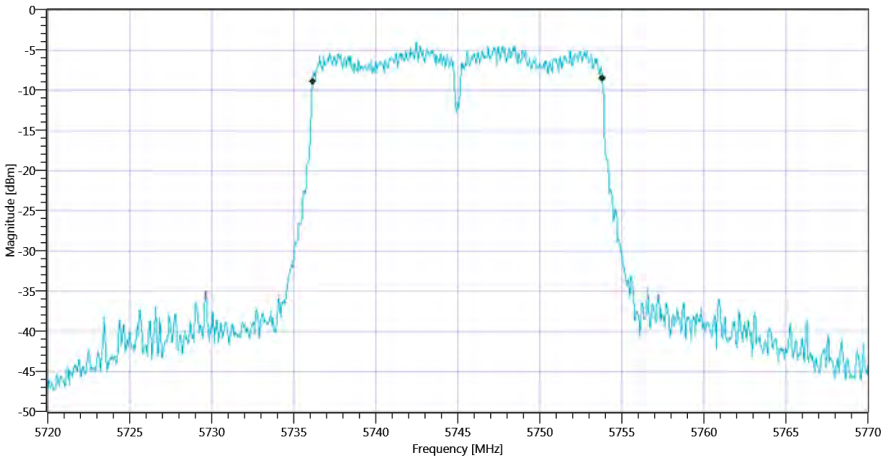

Plot_FCC Part 15.407 & ISED Minimum Emission BW ~ WLAN5Gx n-HT20 mode U-NII-3_18102019_140710.png

TEST FINISHED		
General Verdict	18.10.2019 14:07:11 / RT: 36 s	PASS

38. FCC Part 15.407 & ISED Minimum Emission BW ~ WLAN5Gx n-HT20 mode U-NII-3

Test References	
TC Start	18.10.2019 14:11:14
System Version	1.0.0.21
Test Specification	FCC Part 15.407
Test Method	KDB789033 D02, C.2.
Class / TC Version / TC ID	TC_VM_FCC15407_Min_Emission_BW_V01 Version: 0.0.1 | TCID_FCC15407_2
My Description	FCC 15.407 Min Emission Bandwidth - WLAN5Gx n-HT20 mode U-NII-3
Add. Information	

Test Parameter	
Technology to test	WLAN5Gx n-HT20 mode U-NII-3
Antenna Port used	1
Temperature	mid
Voltage	mid
Frequency low to test	False | Freq [MHz] 5745
Frequency mid to test	True | Freq [MHz] 5785
Frequency high to test	False | Freq [MHz] 5825
Switched Path	IUT - SignalingUnit - SpectrumAnalyzer
Devices in use	SA: Rohde&Schwarz,FSV-40,1307.9002K40/101042,3.50

Test at TX 5785 MHz

READ SA SETTINGS:	
RefLevel [dBm] | RefLevelOffset [dB] | InpAtt [dB]	18.78 | 14.27 | 20
Start [MHz] | Stop [MHz]	5760.000 | 5810.000
RBW [MHz] | VBW [MHz]	0.100000 | 0.300000
Detector | TraceMode	POS | MAXH
Sweep: Time [ms] | Count | Points per Section | Type	2 | 1500 | 1001 | SWE

RESULT: TC_VM_FCC15407_Min_Emission_BW_V01

Test Description	Lower Limit	Upper Limit	Measured	Unit	Verdict
Bandwidth (6dB)	0.500	---	17.65	MHz	PASS

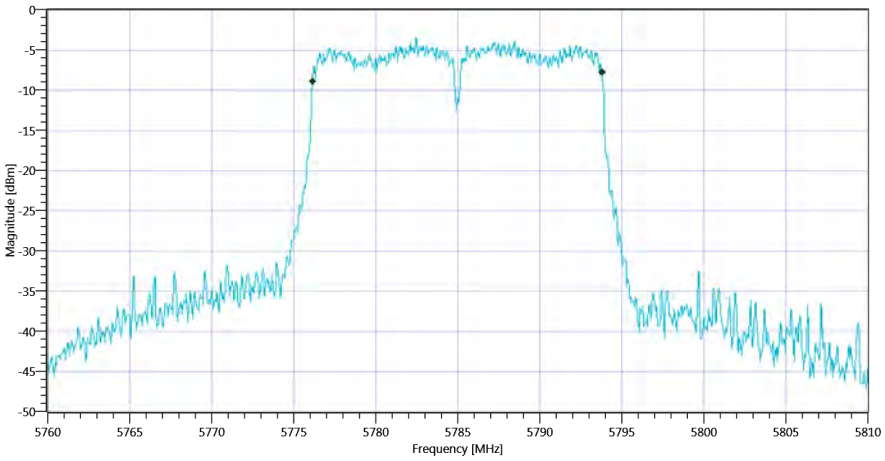

Plot_FCC Part 15.407 & ISED Minimum Emission BW ~ WLAN5Gx n-HT20 mode U-NII-3_18102019_141156.png

TEST FINISHED		
General Verdict	18.10.2019 14:11:56 / RT: 41 s	PASS

39. FCC Part 15.407 & ISED Minimum Emission BW ~ WLAN5Gx n-HT20 mode U-NII-3

Test References	
TC Start	18.10.2019 14:14:58
System Version	1.0.0.21
Test Specification	FCC Part 15.407
Test Method	KDB789033 D02, C.2.
Class / TC Version / TC ID	TC_VM_FCC15407_Min_Emission_BW_V01 Version: 0.0.1 | TCID_FCC15407_2
My Description	FCC 15.407 Min Emission Bandwidth - WLAN5Gx n-HT20 mode U-NII-3
Add. Information	

Test Parameter	
Technology to test	WLAN5Gx n-HT20 mode U-NII-3
Antenna Port used	1
Temperature	mid
Voltage	mid
Frequency low to test	False | Freq [MHz] 5745
Frequency mid to test	False | Freq [MHz] 5785
Frequency high to test	True | Freq [MHz] 5825
Switched Path	IUT - SignalingUnit - SpectrumAnalyzer
Devices in use	SA: Rohde&Schwarz,FSV-40,1307.9002K40/101042,3.50

Test at TX 5825 MHz

READ SA SETTINGS:	
RefLevel [dBm] | RefLevelOffset [dB] | InpAtt [dB]	18.38 | 14.33 | 20
Start [MHz] | Stop [MHz]	5800.000 | 5850.000
RBW [MHz] | VBW [MHz]	0.100000 | 0.300000
Detector | TraceMode	POS | MAXH
Sweep: Time [ms] | Count | Points per Section | Type	2 | 1500 | 1001 | SWE

RESULT: TC_VM_FCC15407_Min_Emission_BW_V01

Test Description	Lower Limit	Upper Limit	Measured	Unit	Verdict
Bandwidth (6dB)	0.500	---	17.65	MHz	PASS

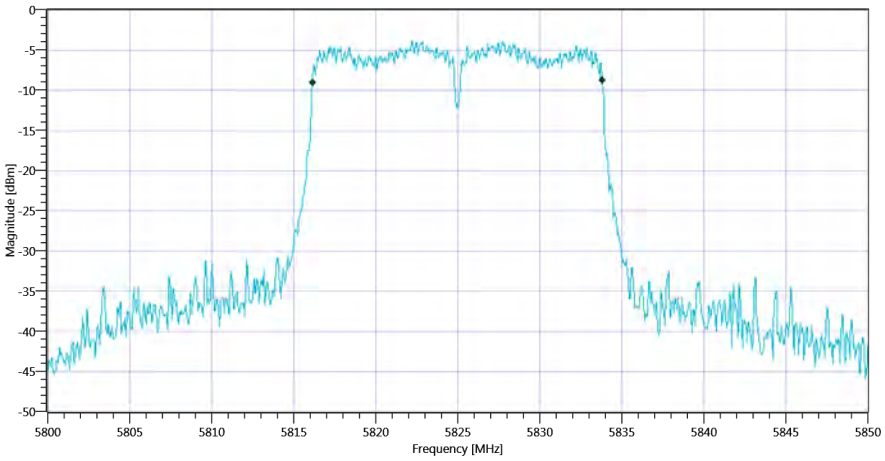

Plot_FCC Part 15.407 & ISED Minimum Emission BW ~ WLAN5Gx n-HT20 mode U-NII-3_18102019_141528.png

TEST FINISHED		
General Verdict	18.10.2019 14:15:29 / RT: 30 s	PASS

- END OF DOCUMENT -