Measurement Results

1-9152/19-01-07_log4_conducted

Test logging

This addendum is electronically signed and valid without handwritten signature.
For verification of the electronic signatures, the public keys can be requested at the testing laboratory.

Document authorized:

Digital unterschrieben von David Lang
DN: cn=David Lang, o=CTC advanced GmbH, ou=LNG-161129, email=david.lang@ctcadvanced.com, c=DE
Datum: 2019.12.05 11:50:03 +01'00'

David Lang
Lab Manager
Radio Communications & EMC

Table of Content

1. FCC Part 15.407 Max Output Power and PSD ~ WLAN5Gx ac-VHT80 mode U-NII-1 3
2. FCC Part 15.407 Max Output Power and PSD ~ WLAN5Gx ac-VHT80 mode U-NII-2A 6
3. FCC Part 15.407 Max Output Power and PSD ~ WLAN5Gx ac-VHT80 mode U-NII-2C 9
4. FCC Part 15.407 Max Output Power and PSD ~ WLAN5Gx ac-VHT80 mode U-NII-2C 12
5. FCC Part 15.407 Max Output Power ~ WLAN5Gx ac-VHT80 mode U-NII-2C 15
6. FCC Part 15.407 Max Output Power and PSD ~ WLAN5Gx ac-VHT80 mode U-NII-3 17
7. FCC Part 15.407 Max Output Power ~ WLAN5Gx ac-VHT80 mode U-NII-3 21
8. ISED Max Output Power and PSD ~ WLAN5Gx ac-VHT80 mode U-NII-1 23
9. ISED Max Output Power and PSD ~ WLAN5Gx ac-VHT80 mode U-NII-2A 26
10. ISED Max Output Power and PSD ~ WLAN5Gx ac-VHT80 mode U-NII-2C 29
11. ISED Max Output Power and PSD ~ WLAN5Gx ac-VHT80 mode U-NII-2C 32
12. ISED Max Output Power and PSD ~ WLAN5Gx ac-VHT80 mode U-NII-3 35
13. FCC Part 15.407 & ISED Bandwidths ~ WLAN5Gx ac-VHT80 mode U-NII-1 39
14. FCC Part 15.407 & ISED Bandwidths ~ WLAN5Gx ac-VHT80 mode U-NII-2A 42
15. FCC Part 15.407 & ISED Bandwidths ~ WLAN5Gx ac-VHT80 mode U-NII-2C 45
16. FCC Part 15.407 & ISED Bandwidths ~ WLAN5Gx ac-VHT80 mode U-NII-2C 48
17. FCC Part 15.407 26dB Bandwidths ~ WLAN5Gx ac-VHT80 mode U-NII-2C 51
18. FCC Part 15.407 & ISED Minimum Emission BW ~ WLAN5Gx ac-VHT80 mode U-NII-3 53
19. FCC Part 15.407 26dB Bandwidths ~ WLAN5Gx ac-VHT80 mode U-NII-3 55

1. FCC Part 15.407 Max Output Power and PSD ~ WLAN5Gx ac-VHT80 mode U-NII-1

Test References	
TC Start	04.12.2019 09:46:14
System Version	1.0.0.24
Test Specification	FCC Part 15.407
Test Method	KDB789033 D02, F., E.2.e.
Class / TC Version / TC ID	TC_VM_FCC15407_Max_Output_Power_and_PSD_V01 Version: 0.0.1 | TCID_FCC15407_3
My Description	FCC 15.407 Max Output Power & PSD - WLAN5Gx ac-VHT80 mode U-NII-1
Add. Information	

IUT DEFINITION & Common settings	
Manufacturer	Bosch
Type	AIVIH61L1
Serial No. | Setup No.	Conducted unit UNII-1 & UNII-2A bands: 0000072 TST1645901 A 283C32142R 001 001 33K Conducted unit UNII-2C & UNII-3 bands: 0000069 TST1645901 A 283C32142R 001 001 33K
SW Version | HW Version	NI | NI
Comment 1 | 2	|
Tlow | Tmid | Thigh [°C]	-30 | 20 | 70
Vlow | Vmid | Vhigh [V] @Imax [A]	3.3 | 3.8 | 4.2 @1
Auto Control enabled Power Supply | Climatic Box	No | No
Antenna Gain [dBi]	0
Additional Path Loss [dB]	0

IUT Common Settings WLAN5Gx	
Number of Antenna Ports	1
User Interaction	No

Test Parameter	
Technology to test	WLAN5Gx ac-VHT80 mode U-NII-1
Antenna Port used	1
Temperature	mid
Voltage	mid
Frequency low to test	False | Freq [MHz] 0
Frequency mid to test	True | Freq [MHz] 5210
Frequency high to test	False | Freq [MHz] 0
Switched Path	IUT - SignalingUnit - SpectrumAnalyzer
Devices in use	SA: Rohde&Schwarz,FSV-40,1307.9002K40/101042,3.60

Test at TX 5210 MHz

RESULT: Reference Power					
Test Description	Lower Limit	Upper Limit	Measured	Unit	Verdict
Ref. Power 1MHz/1MHz	---	---	-10.09	dBm	Information
Ref. Frequency	---	---	5206.200	MHz	Information

RESULT: Duty Cycle evaluation					
Test Description	Lower Limit	Upper Limit	Measured	Unit	Verdict
No enough Bursts detected, Duty Cycle Burst Ratio set to 1					
Duty Cycle (Burst Ratio) max	---	---	1	---	Information
Duty Cycle max	---	---	0	dB	Information
Duty Cycle (Burst Ratio) min	---	---	1	---	Information
Duty Cycle min	---	---	0	dB	Information

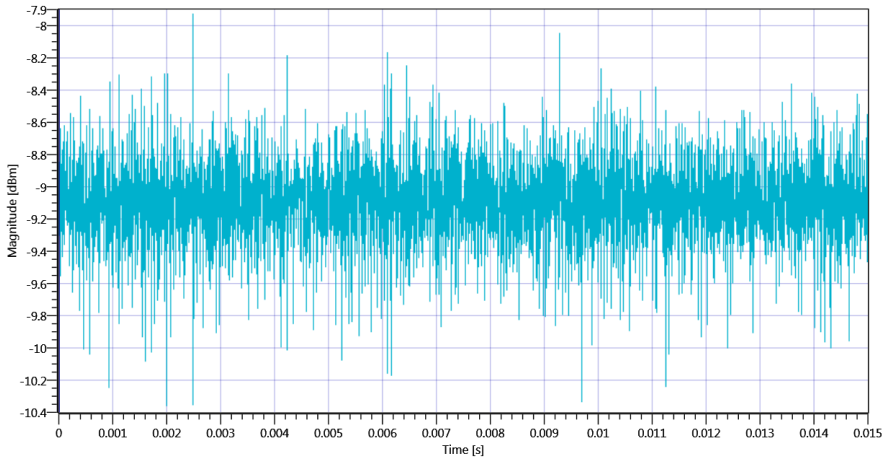

Plot_FCC Part 15.407 Max Output Power and PSD ~ WLAN5Gx ac-VHT80 mode U-NII-1 5210 MHz - Duty Cycle_04122019_094627.png

RESULT: TC_VM_FCC15407_Max_Output_Power_and_PSD_V01					
Test Description	Lower Limit	Upper Limit	Measured	Unit	Verdict
Bandwidth 26dB	---	---	81.76	MHz	Information
T1 26dB	---	---	5169.2000	MHz	Information
T2 26dB	---	---	5250.9600	MHz	Information

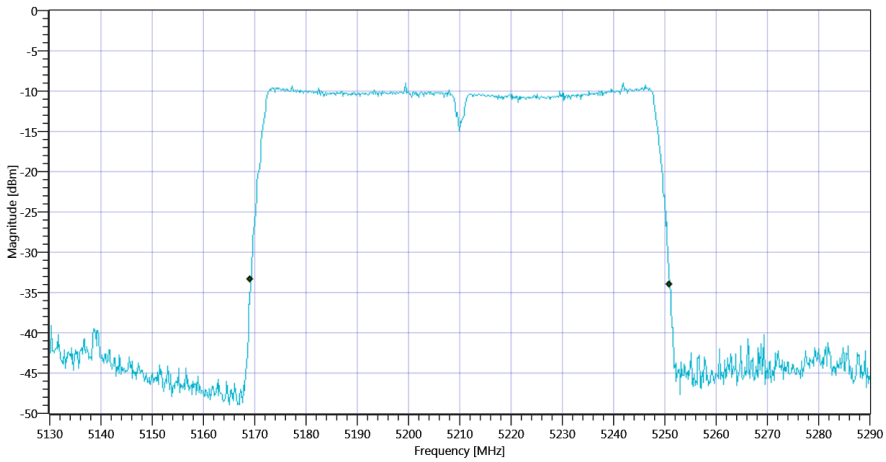

Plot_FCC Part 15.407 Max Output Power and PSD ~ WLAN5Gx ac-VHT80 mode U-NII-1 BW_04122019_094641.png

READ SA SETTINGS:

RefLevel [dBm] | RefLevelOffset [dB] | InpAtt [dB]	1.91 | 14.44 | 5
Start [MHz] | Stop [MHz]	5130.000 | 5290.000
RBW [MHz] | VBW [MHz]	1.000000 | 3.000000
Detector | TraceMode	RMS | MAXH
Sweep: Time [ms] | Count | Points per Section | Type	16000 | 1 | 320 | SWE

RESULT: TC_VM_FCC15407_Max_Output_Power_and_PSD_V01

Test Description	Lower Limit	Upper Limit	Measured	Unit	Verdict
Max Output Power	---	---	-0.12	dBm	Information
Duty Cycle Correction	---	---	0	dB	Information
Limit absolute					
Max Output Power DC corrected	---	24	-0.12	dBm	PASS
Limit by: 11 dBm + 10 log Bandwidth					
Max Output Power DC corrected	---	30.13	-0.12	dBm	PASS

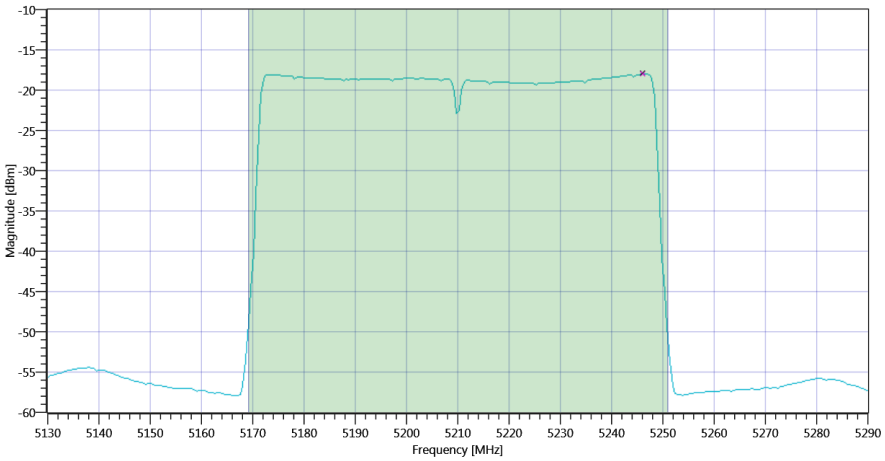

Plot_FCC Part 15.407 Max Output Power and PSD ~ WLAN5Gx ac-VHT80 mode U-NII-1 Max OP and PSD_04122019_094702.png

RESULT: TC_VM_FCC15407_Max_Output_Power_and_PSD_V01

Test Description	Lower Limit	Upper Limit	Measured	Unit	Verdict
Power Spectral Density	---	---	-18	dBm/1MHz	Information
Duty Cycle Correction	---	---	0	dB	Information
Power Spectral Density DC corrected	---	11	-18	dBm/1MHz	PASS

TEST FINISHED

General Verdict	04.12.2019 09:47:03 / RT: 49 s	PASS

2. FCC Part 15.407 Max Output Power and PSD ~ WLAN5Gx ac-VHT80 mode U-NII-2A

Test References	
TC Start	04.12.2019 09:49:52
System Version	1.0.0.24
Test Specification	FCC Part 15.407
Test Method	KDB789033 D02, F., E.2.e.
Class / TC Version / TC ID	TC_VM_FCC15407_Max_Output_Power_and_PSD_V01 Version: 0.0.1 | TCID_FCC15407_3
My Description	FCC 15.407 Max Output Power & PSD - WLAN5Gx ac-VHT80 mode U-NII-2A
Add. Information	

IUT DEFINITION & Common settings	
Manufacturer	Bosch
Type	AIVIH61L1
Serial No. | Setup No.	Conducted unit UNII-1 & UNII-2A bands: 0000072 TST1645901 A 283C32142R 001 001 33K Conducted unit UNII-2C & UNII-3 bands: 0000069 TST1645901 A 283C32142R 001 001 33K
SW Version | HW Version	NI | NI
Comment 1 | 2	|
Tlow | Tmid | Thigh [°C]	-30 | 20 | 70
Vlow | Vmid | Vhigh [V] @Imax [A]	3.3 | 3.8 | 4.2 @1
Auto Control enabled Power Supply | Climatic Box	No | No
Antenna Gain [dBi]	0
Additional Path Loss [dB]	0

IUT Common Settings WLAN5Gx	
Number of Antenna Ports	1
User Interaction	No

Test Parameter	
Technology to test	WLAN5Gx ac-VHT80 mode U-NII-2A
Antenna Port used	1
Temperature	mid
Voltage	mid
Frequency low to test	False | Freq [MHz] 0
Frequency mid to test	True | Freq [MHz] 5290
Frequency high to test	False | Freq [MHz] 0
Switched Path	IUT - SignalingUnit - SpectrumAnalyzer
Devices in use	SA: Rohde&Schwarz,FSV-40,1307.9002K40/101042,3.60

Test at TX 5290 MHz

RESULT: Reference Power					
Test Description	Lower Limit	Upper Limit	Measured	Unit	Verdict
Ref. Power 1MHz/1MHz	---	---	-10.10	dBm	Information
Ref. Frequency	---	---	5253.240	MHz	Information

RESULT: Duty Cycle evaluation					
Test Description	Lower Limit	Upper Limit	Measured	Unit	Verdict
No enough Bursts detected, Duty Cycle Burst Ratio set to 1					
Duty Cycle (Burst Ratio) max	---	---	1	---	Information
Duty Cycle max	---	---	0	dB	Information
Duty Cycle (Burst Ratio) min	---	---	1	---	Information
Duty Cycle min	---	---	0	dB	Information

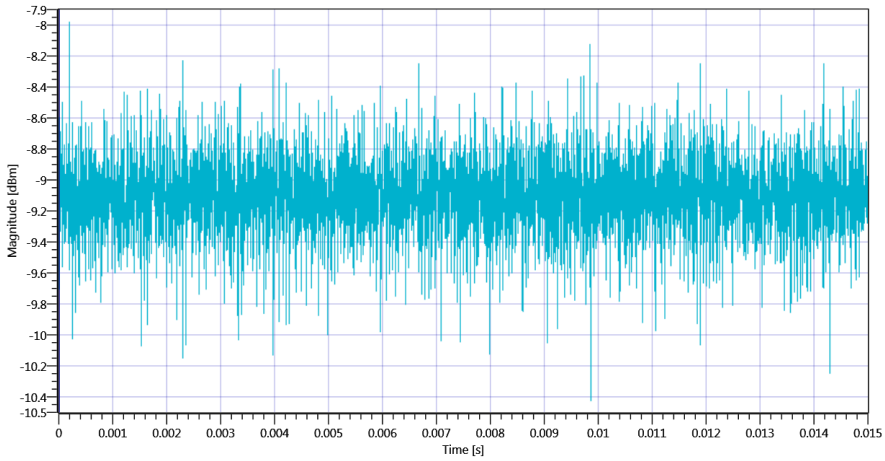

Plot_FCC Part 15.407 Max Output Power and PSD ~ WLAN5Gx ac-VHT80 mode U-NII-2A 5290 MHz - Duty Cycle_04122019_095005.png

RESULT: TC_VM_FCC15407_Max_Output_Power_and_PSD_V01					
Test Description	Lower Limit	Upper Limit	Measured	Unit	Verdict
Bandwidth 26dB	---	---	81.92	MHz	Information
T1 26dB	---	---	5249.0400	MHz	Information
T2 26dB	---	---	5330.9600	MHz	Information

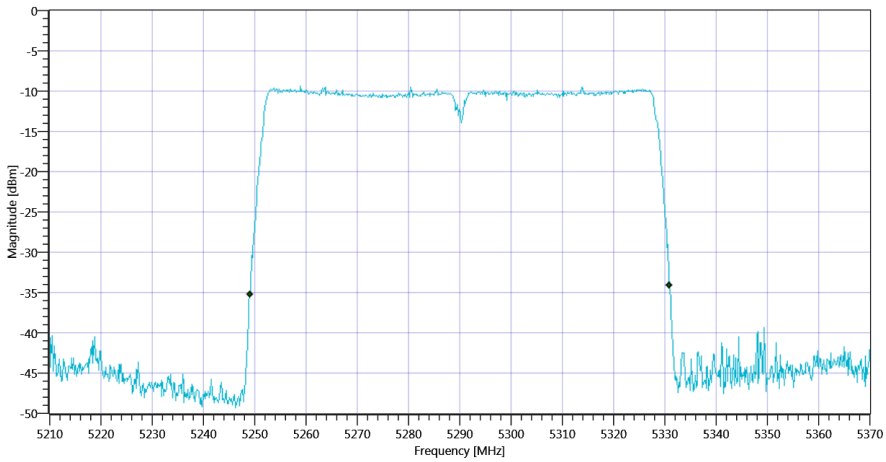

Plot_FCC Part 15.407 Max Output Power and PSD ~ WLAN5Gx ac-VHT80 mode U-NII-2A BW_04122019_095019.png

READ SA SETTINGS:

RefLevel [dBm] | RefLevelOffset [dB] | InpAtt [dB]	1.90 | 14.27 | 5
Start [MHz] | Stop [MHz]	5210.000 | 5370.000
RBW [MHz] | VBW [MHz]	1.000000 | 3.000000
Detector | TraceMode	RMS | MAXH
Sweep: Time [ms] | Count | Points per Section | Type	16000 | 1 | 320 | SWE

RESULT: TC_VM_FCC15407_Max_Output_Power_and_PSD_V01

Test Description	Lower Limit	Upper Limit	Measured	Unit	Verdict
Max Output Power	---	---	-0.1	dBm	Information
Duty Cycle Correction	---	---	0	dB	Information
Limit absolute					
Max Output Power DC corrected	---	24	-0.1	dBm	PASS
Limit by: 11 dBm + 10 log Bandwidth					
Max Output Power DC corrected	---	30.13	-0.1	dBm	PASS

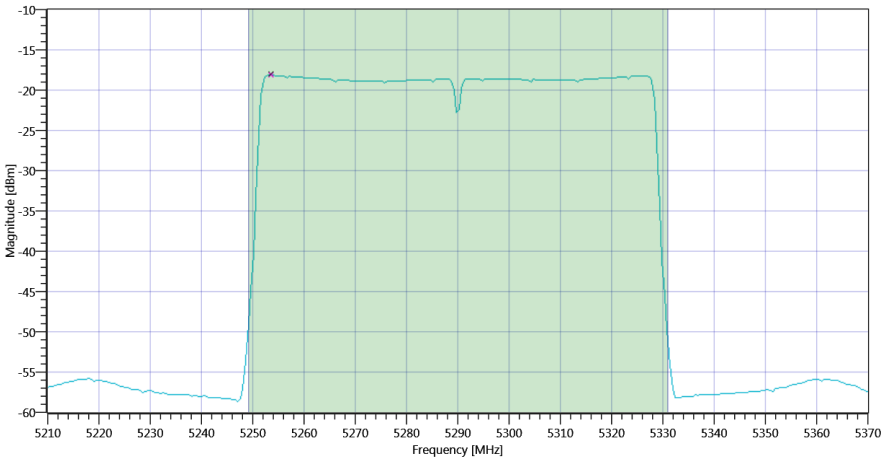

Plot_FCC Part 15.407 Max Output Power and PSD ~ WLAN5Gx ac-VHT80 mode U-NII-2A Max OP and PSD_04122019_095040.png

RESULT: TC_VM_FCC15407_Max_Output_Power_and_PSD_V01

Test Description	Lower Limit	Upper Limit	Measured	Unit	Verdict
Power Spectral Density	---	---	-18.16	dBm/1MHz	Information
Duty Cycle Correction	---	---	0	dB	Information
Power Spectral Density DC corrected	---	11	-18.16	dBm/1MHz	PASS

TEST FINISHED

General Verdict	04.12.2019 09:50:41 / RT: 48 s	PASS

3. FCC Part 15.407 Max Output Power and PSD ~ WLAN5Gx ac-VHT80 mode U-NII-2C

Test References	
TC Start	18.10.2019 16:28:56
System Version	1.0.0.21
Test Specification	FCC Part 15.407
Test Method	KDB789033 D02, F., E.2.e.
Class / TC Version / TC ID	TC_VM_FCC15407_Max_Output_Power_and_PSD_V01 Version: 0.0.1 | TCID_FCC15407_3
My Description	FCC 15.407 Max Output Power & PSD - WLAN5Gx ac-VHT80 mode U-NII-2C
Add. Information	

IUT DEFINITION & Common settings	
Manufacturer	Bosch
Type	AIVIH61L1
Serial No. | Setup No.	Conducted unit UNII-1 & UNII-2A bands: 0000072 TST1645901 A 283C32142R 001 001 33K Conducted unit UNII-2C & UNII-3 bands: 0000069 TST1645901 A 283C32142R 001 001 33K
SW Version | HW Version	NI | NI
Comment 1 | 2	|
Tlow | Tmid | Thigh [°C]	-30 | 24 | 70
Vlow | Vmid | Vhigh [V] @Imax [A]	12.15 | 13.5 | 14.85 @1
Auto Control enabled Power Supply | Climatic Box	No | No
Antenna Gain [dBi]	0
Additional Path Loss [dB]	0

IUT Common Settings WLAN5Gx	
Number of Antenna Ports	1
User Interaction	No

Test Parameter	
Technology to test	WLAN5Gx ac-VHT80 mode U-NII-2C
Antenna Port used	1
Temperature	mid
Voltage	mid
Frequency low to test	True | Freq [MHz] 5530
Frequency mid to test	False | Freq [MHz] 5610
Frequency high to test	False | Freq [MHz] 5690
Switched Path	IUT - SignalingUnit - SpectrumAnalyzer
Devices in use	SA: Rohde&Schwarz,FSV-40,1307.9002K40/101042,3.50

Test at TX 5530 MHz

RESULT: Reference Power					
Test Description	Lower Limit	Upper Limit	Measured	Unit	Verdict
Ref. Power 1MHz/1MHz	---	---	-5.91	dBm	Information
Ref. Frequency	---	---	5565.360	MHz	Information

RESULT: Duty Cycle evaluation					
Test Description	Lower Limit	Upper Limit	Measured	Unit	Verdict
No enough Bursts detected, Duty Cycle Burst Ratio set to 1					
Duty Cycle (Burst Ratio) max	---	---	1	---	Information
Duty Cycle max	---	---	0	dB	Information
Duty Cycle (Burst Ratio) min	---	---	1	---	Information
Duty Cycle min	---	---	0	dB	Information

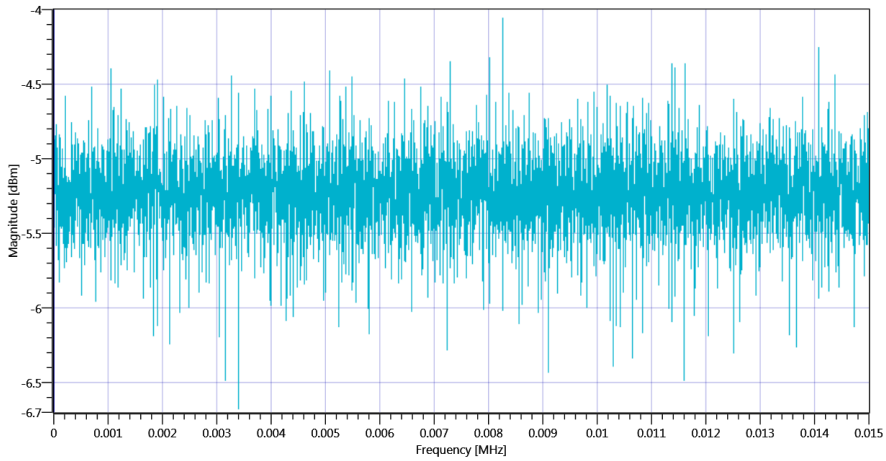

Plot_FCC Part 15.407 Max Output Power and PSD ~ WLAN5Gx ac-VHT80 mode U-NII-2C 5530 MHz - Duty Cycle_18102019_162910.png

RESULT: TC_VM_FCC15407_Max_Output_Power_and_PSD_V01					
Test Description	Lower Limit	Upper Limit	Measured	Unit	Verdict
Bandwidth 26dB	---	---	81.92	MHz	Information
T1 26dB	---	---	5489.2000	MHz	Information
T2 26dB	---	---	5571.1200	MHz	Information

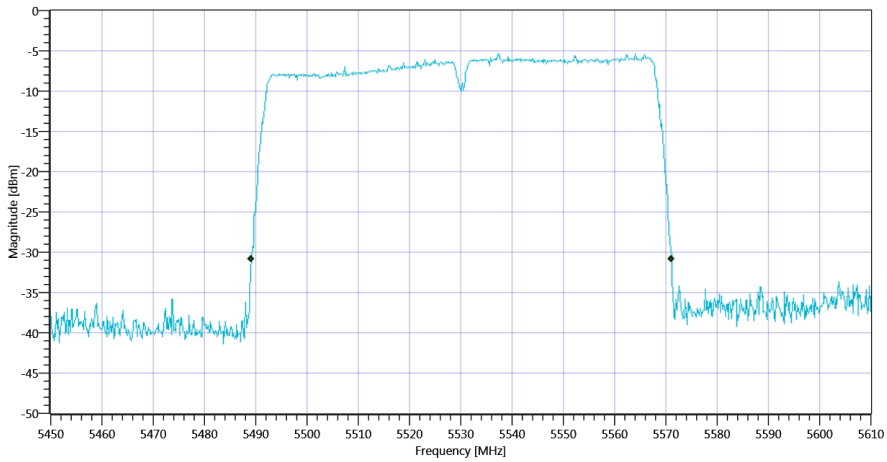

Plot_FCC Part 15.407 Max Output Power and PSD ~ WLAN5Gx ac-VHT80 mode U-NII-2C BW_18102019_162921.png

READ SA SETTINGS:

RefLevel [dBm] | RefLevelOffset [dB] | InpAtt [dB]	6.09 | 14.13 | 10
Start [MHz] | Stop [MHz]	5450.000 | 5610.000
RBW [MHz] | VBW [MHz]	1.000000 | 3.000000
Detector | TraceMode	RMS | MAXH
Sweep: Time [ms] | Count | Points per Section | Type	16000 | 1 | 320 | SWE

RESULT: TC_VM_FCC15407_Max_Output_Power_and_PSD_V01

Test Description	Lower Limit	Upper Limit	Measured	Unit	Verdict
Max Output Power	---	---	3.42	dBm	Information
Duty Cycle Correction	---	---	0	dB	Information
Limit absolute					
Max Output Power DC corrected	---	24	3.42	dBm	PASS
Limit by: 11 dBm + 10 log Bandwidth					
Max Output Power DC corrected	---	30.13	3.42	dBm	PASS

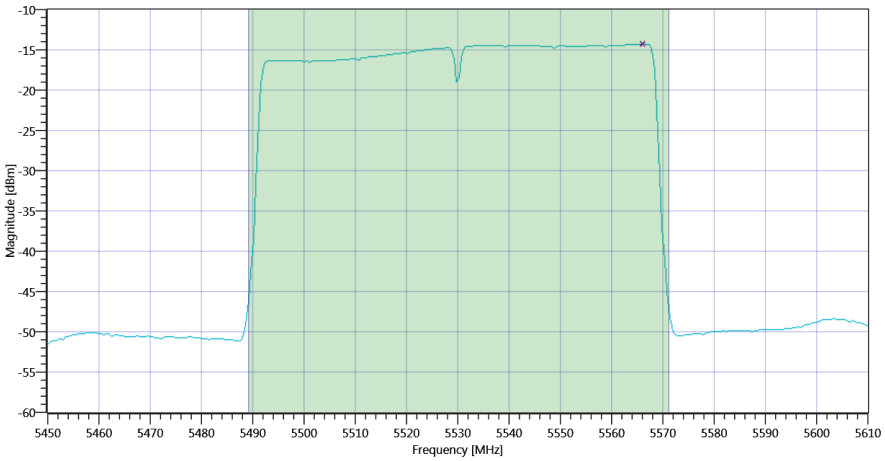

Plot_FCC Part 15.407 Max Output Power and PSD ~ WLAN5Gx ac-VHT80 mode U-NII-2C Max OP and PSD_18102019_162942.png

RESULT: TC_VM_FCC15407_Max_Output_Power_and_PSD_V01

Test Description	Lower Limit	Upper Limit	Measured	Unit	Verdict
Power Spectral Density	---	---	-14.3	dBm/1MHz	Information
Duty Cycle Correction	---	---	0	dB	Information
Power Spectral Density DC corrected	---	11	-14.3	dBm/1MHz	PASS

TEST FINISHED

General Verdict	18.10.2019 16:29:43 / RT: 46 s	PASS

4. FCC Part 15.407 Max Output Power and PSD ~ WLAN5Gx ac-VHT80 mode U-NII-2C

Test References	
TC Start	18.10.2019 16:33:25
System Version	1.0.0.21
Test Specification	FCC Part 15.407
Test Method	KDB789033 D02, F., E.2.e.
Class / TC Version / TC ID	TC_VM_FCC15407_Max_Output_Power_and_PSD_V01 Version: 0.0.1 | TCID_FCC15407_3
My Description	FCC 15.407 Max Output Power & PSD - WLAN5Gx ac-VHT80 mode U-NII-2C
Add. Information	

IUT DEFINITION & Common settings	
Manufacturer	Bosch
Type	AIVIH61L1
Serial No. | Setup No.	Conducted unit UNII-1 & UNII-2A bands: 0000072 TST1645901 A 283C32142R 001 001 33K Conducted unit UNII-2C & UNII-3 bands: 0000069 TST1645901 A 283C32142R 001 001 33K
SW Version | HW Version	NI | NI
Comment 1 | 2	|
Tlow | Tmid | Thigh [°C]	-30 | 24 | 70
Vlow | Vmid | Vhigh [V] @Imax [A]	12.15 | 13.5 | 14.85 @1
Auto Control enabled Power Supply | Climatic Box	No | No
Antenna Gain [dBi]	0
Additional Path Loss [dB]	0

IUT Common Settings WLAN5Gx	
Number of Antenna Ports	1
User Interaction	No

Test Parameter	
Technology to test	WLAN5Gx ac-VHT80 mode U-NII-2C
Antenna Port used	1
Temperature	mid
Voltage	mid
Frequency low to test	False | Freq [MHz] 5530
Frequency mid to test	True | Freq [MHz] 5610
Frequency high to test	False | Freq [MHz] 5690
Switched Path	IUT - SignalingUnit - SpectrumAnalyzer
Devices in use	SA: Rohde&Schwarz,FSV-40,1307.9002K40/101042,3.50

Test at TX 5610 MHz

RESULT: Reference Power					
Test Description	Lower Limit	Upper Limit	Measured	Unit	Verdict
Ref. Power 1MHz/1MHz	---	---	-4.37	dBm	Information
Ref. Frequency	---	---	5647.160	MHz	Information

RESULT: Duty Cycle evaluation					
Test Description	Lower Limit	Upper Limit	Measured	Unit	Verdict
No enough Bursts detected, Duty Cycle Burst Ratio set to 1					
Duty Cycle (Burst Ratio) max	---	---	1	---	Information
Duty Cycle max	---	---	0	dB	Information
Duty Cycle (Burst Ratio) min	---	---	1	---	Information
Duty Cycle min	---	---	0	dB	Information

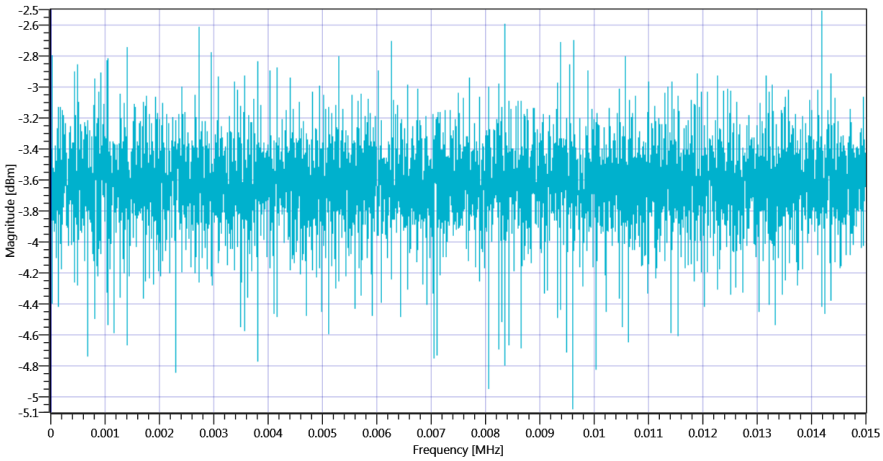

Plot_FCC Part 15.407 Max Output Power and PSD ~ WLAN5Gx ac-VHT80 mode U-NII-2C 5610 MHz - Duty Cycle_18102019_163339.png

RESULT: TC_VM_FCC15407_Max_Output_Power_and_PSD_V01					
Test Description	Lower Limit	Upper Limit	Measured	Unit	Verdict
Bandwidth 26dB	---	---	101.6	MHz	Refer to section 17 for results
T1 26dB	---	---	5569.3600	MHz	Information
T2 26dB	---	---	5670.9600	MHz	Information

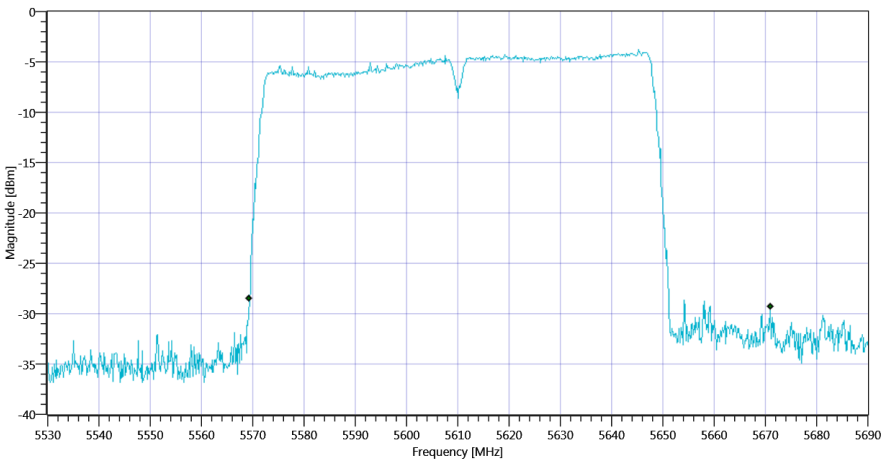

Plot_FCC Part 15.407 Max Output Power and PSD ~ WLAN5Gx ac-VHT80 mode U-NII-2C BW_18102019_163350.png

READ SA SETTINGS:	
RefLevel [dBm] | RefLevelOffset [dB] | InpAtt [dB]	7.63 | 14.18 | 10
Start [MHz] | Stop [MHz]	5530.000 | 5690.000
RBW [MHz] | VBW [MHz]	1.000000 | 3.000000
Detector | TraceMode	RMS | MAXH
Sweep: Time [ms] | Count | Points per Section | Type	16000 | 1 | 320 | SWE

RESULT: TC_VM_FCC15407_Max_Output_Power_and_PSD_V01

Test Description	Lower Limit	Upper Limit	Measured	Unit	Verdict
Max Output Power	---	---	5.1	dBm	Refer to section 5 for output power results
Duty Cycle Correction	---	---	0	dB	Information
Limit absolute					
Max Output Power DC corrected	---	24	5.1	dBm	Not rated
Limit by: 11 dBm + 10 log Bandwidth					
Max Output Power DC corrected	---	31.07	5.1	dBm	Not rated

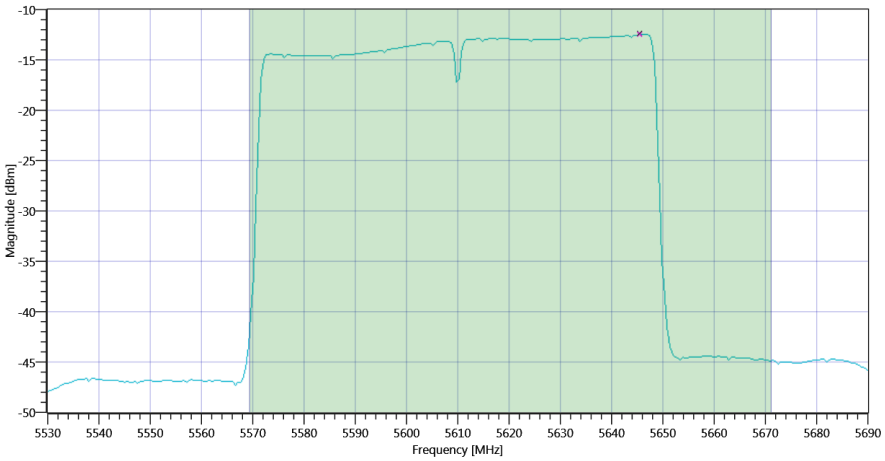

Plot_FCC Part 15.407 Max Output Power and PSD ~ WLAN5Gx ac-VHT80 mode U-NII-2C Max OP and PSD_18102019_163411.png

RESULT: TC_VM_FCC15407_Max_Output_Power_and_PSD_V01

Test Description	Lower Limit	Upper Limit	Measured	Unit	Verdict
Power Spectral Density	---	---	-12.48	dBm/1MHz	Information
Duty Cycle Correction	---	---	0	dB	Information
Power Spectral Density DC corrected	---	11	-12.48	dBm/1MHz	Pass

TEST FINISHED		
General Verdict	18.10.2019 16:34:12 / RT: 46 s	PASS

5. FCC Part 15.407 Max Output Power ~ WLAN5Gx ac-VHT80 mode U-NII-2C

Test References	
TC Start	08.11.2019 08:45:36
System Version	1.0.0.21
Test Specification	None
Test Method	
Class / TC Version / TC ID	TC_VM_Hardcopy_Spectrum_Analyzer_V01 Version: 0.0.1 | TCID_Toolbox_2
My Description	Hardcopy Spectrum Analyzer
Add. Information	ac-Mode Kanal 122 Power

IUT DEFINITION & Common settings	
Manufacturer	BOSCH
Type	AIVIH61L1
Serial No. | Setup No.	Conducted unit UNII-1 & UNII-2A bands: 0000072 TST1645901 A 283C32142R 001 001 33K Conducted unit UNII-2C & UNII-3 bands: 0000069 TST1645901 A 283C32142R 001 001 33K
SW Version | HW Version	NI | NI
Comment 1 | 2	|
Tlow | Tmid | Thigh [°C]	-20 | 20 | 55
Vlow | Vmid | Vhigh [V] @Imax [A]	3.3 | 3.8 | 4.2 @1
Auto Control enabled Power Supply | Climatic Box	No | No
Antenna Gain [dBi]	0
Additional Path Loss [dB]	0

Test Parameter	
Devices in use	SA: Rohde&Schwarz,FSV-40,1307.9002K40/101042,3.60
Additional Information	ac-Mode Kanal 122 Power

READ SA SETTINGS:	
RefLevel [dBm] | RefLevelOffset [dB] | InpAtt [dB]	7.63 | 14.18 | 10
Start [MHz] | Stop [MHz]	5550.000 | 5670.000
RBW [MHz] | VBW [MHz]	1.000000 | 3.000000
Detector | TraceMode	RMS | MAXH
Sweep: Time [ms] | Count | Points per Section | Type	16000 | 1 | 320 | SWE

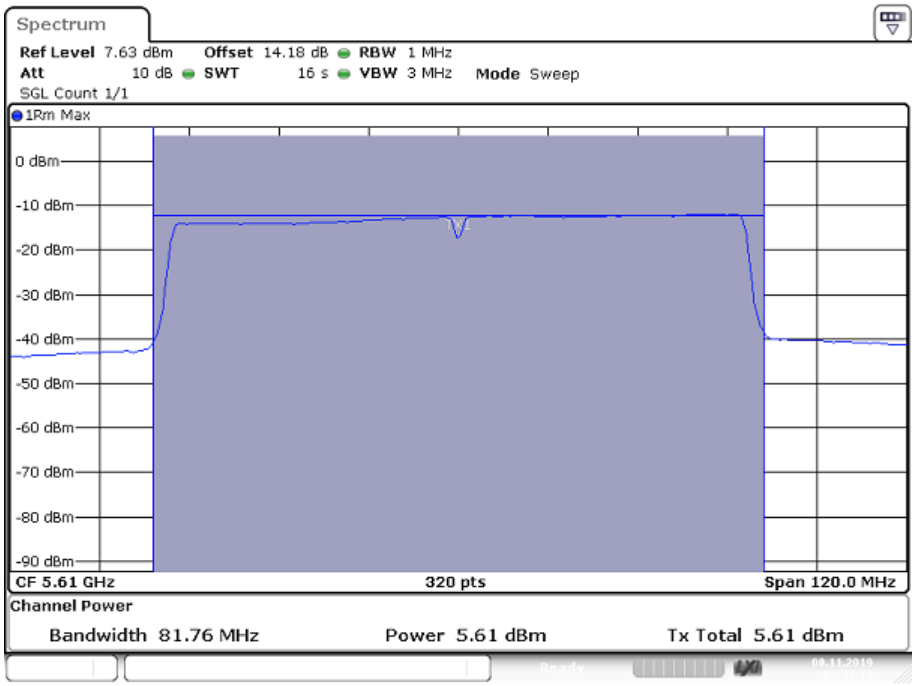

Date: 8.NOV.2019 08:47:15

HC_08112019_084537.png

RESULT: TC_VM_Hardcopy_Spectrum_Analyzer_V01					
Test Description	Lower Limit	Upper Limit	Measured	Unit	Verdict
Marker Readout					

RESULT: TC_VM_Hardcopy_Spectrum_Analyzer_V01					
Test Description	Lower Limit	Upper Limit	Measured	Unit	Verdict
Delta Marker Readout					

TEST FINISHED		
General Verdict	08.11.2019 08:45:49 / RT: 13 s	PASS

6. FCC Part 15.407 Max Output Power and PSD ~ WLAN5Gx ac-VHT80 mode U-NII-3

Test References	
TC Start	18.10.2019 16:48:41
System Version	1.0.0.21
Test Specification	FCC Part 15.407
Test Method	KDB789033 D02, F., E.2.e.
Class / TC Version / TC ID	TC_VM_FCC15407_Max_Output_Power_and_PSD_V01 Version: 0.0.1 | TCID_FCC15407_3
My Description	FCC 15.407 Max Output Power & PSD - WLAN5Gx ac-VHT80 mode U-NII-3
Add. Information	

IUT DEFINITION & Common settings	
Manufacturer	Bosch
Type	AIVIH61L1
Serial No. | Setup No.	Conducted unit UNII-1 & UNII-2A bands: 0000072 TST1645901 A 283C32142R 001 001 33K Conducted unit UNII-2C & UNII-3 bands: 0000069 TST1645901 A 283C32142R 001 001 33K
SW Version | HW Version	NI | NI
Comment 1 | 2	|
Tlow | Tmid | Thigh [°C]	-30 | 24 | 70
Vlow | Vmid | Vhigh [V] @Imax [A]	12.15 | 13.5 | 14.85 @1
Auto Control enabled Power Supply | Climatic Box	No | No
Antenna Gain [dBi]	0
Additional Path Loss [dB]	0

IUT Common Settings WLAN5Gx	
Number of Antenna Ports	1
User Interaction	No

Test Parameter	
Technology to test	WLAN5Gx ac-VHT80 mode U-NII-3
Antenna Port used	1
Temperature	mid
Voltage	mid
Frequency low to test	False | Freq [MHz] 0
Frequency mid to test	True | Freq [MHz] 5775
Frequency high to test	False | Freq [MHz] 0
Switched Path	IUT - SignalingUnit - SpectrumAnalyzer
Devices in use	SA: Rohde&Schwarz,FSV-40,1307.9002K40/101042,3.50

Test at TX 5775 MHz

RESULT: Reference Power					
Test Description	Lower Limit	Upper Limit	Measured	Unit	Verdict
Ref. Power 1MHz/1MHz	---	---	-0.82	dBm	Information
Ref. Frequency	---	---	5810.560	MHz	Information

RESULT: Duty Cycle evaluation					
Test Description	Lower Limit	Upper Limit	Measured	Unit	Verdict
No enough Bursts detected, Duty Cycle Burst Ratio set to 1					
Duty Cycle (Burst Ratio) max	---	---	1	---	Information
Duty Cycle max	---	---	0	dB	Information
Duty Cycle (Burst Ratio) min	---	---	1	---	Information
Duty Cycle min	---	---	0	dB	Information

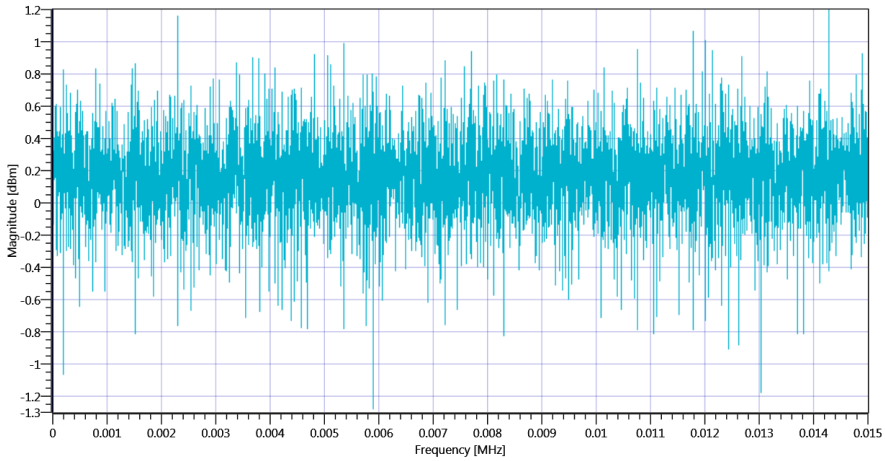

Plot_FCC Part 15.407 Max Output Power and PSD ~ WLAN5Gx ac-VHT80 mode U-NII-3 5775 MHz - Duty Cycle_18102019_164855.png

RESULT: TC_VM_FCC15407_Max_Output_Power_and_PSD_V01					
Test Description	Lower Limit	Upper Limit	Measured	Unit	Verdict
Bandwidth 26dB	---	---	159.36	MHz	Refer to section 19 for results
T1 26dB	---	---	5695.6400	MHz	Information
T2 26dB	---	---	5855.0000	MHz	Information

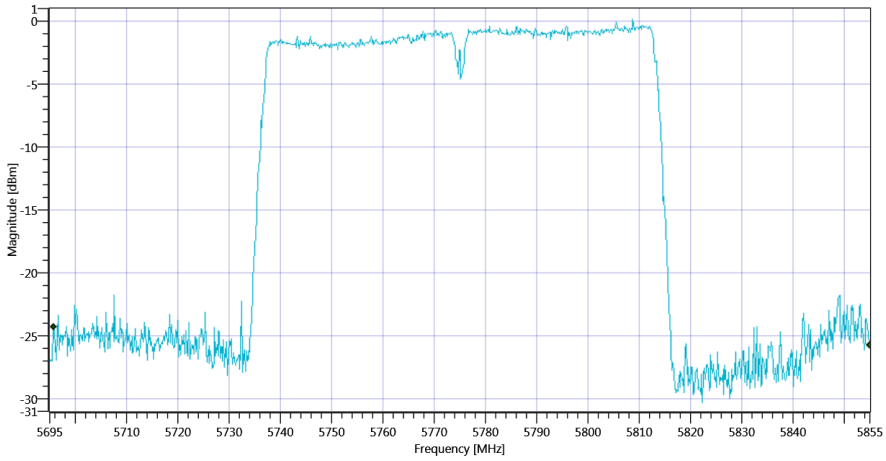

Plot_FCC Part 15.407 Max Output Power and PSD ~ WLAN5Gx ac-VHT80 mode U-NII-3 BW_18102019_164906.png

READ SA SETTINGS:	
RefLevel [dBm] | RefLevelOffset [dB] | InpAtt [dB]	11.18 | 14.25 | 15
Start [MHz] | Stop [MHz]	5695.000 | 5855.000
RBW [MHz] | VBW [MHz]	1.000000 | 3.000000
Detector | TraceMode	RMS | MAXH
Sweep: Time [ms] | Count | Points per Section | Type	16000 | 1 | 320 | SWE

RESULT: TC_VM_FCC15407_Max_Output_Power_and_PSD_V01

Test Description	Lower Limit	Upper Limit	Measured	Unit	Verdict
Max Output Power	---	---	8.97	dBm	Refer to section 7 for output power results
Duty Cycle Correction	---	---	0	dB	Information
Limit absolute					
Max Output Power DC corrected	---	30	8.97	dBm	Not rated
Limit by: 11 dBm + 10 log Bandwidth					
Max Output Power DC corrected	---	33.02	8.97	dBm	Not rated

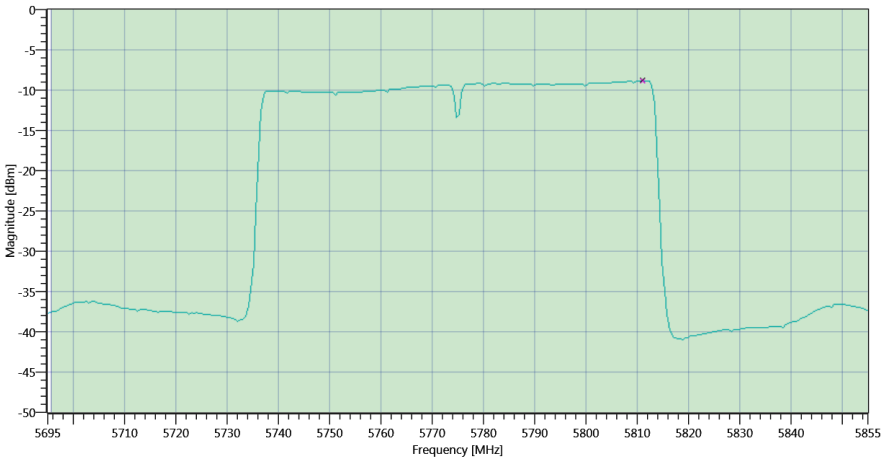

Plot_FCC Part 15.407 Max Output Power and PSD ~ WLAN5Gx ac-VHT80 mode U-NII-3 Max OP and PSD_18102019_164928.png

READ SA SETTINGS:	
RefLevel [dBm] | RefLevelOffset [dB] | InpAtt [dB]	11.18 | 14.25 | 15
Start [MHz] | Stop [MHz]	5695.000 | 5855.000
RBW [MHz] | VBW [MHz]	0.500000 | 3.000000
Detector | TraceMode	RMS | MAXH
Sweep: Time [ms] | Count | Points per Section | Type	16000 | 1 | 320 | SWE

RESULT: TC_VM_FCC15407_Max_Output_Power_and_PSD_V01

Test Description	Lower Limit	Upper Limit	Measured	Unit	Verdict
Power Spectral Density	---	---	-11.86	dBm/0.5MHz	Information
Duty Cycle Correction	---	---	0	dB	Information
Power Spectral Density DC corrected	---	30	-8.84	dBm/0.5MHz	PASS

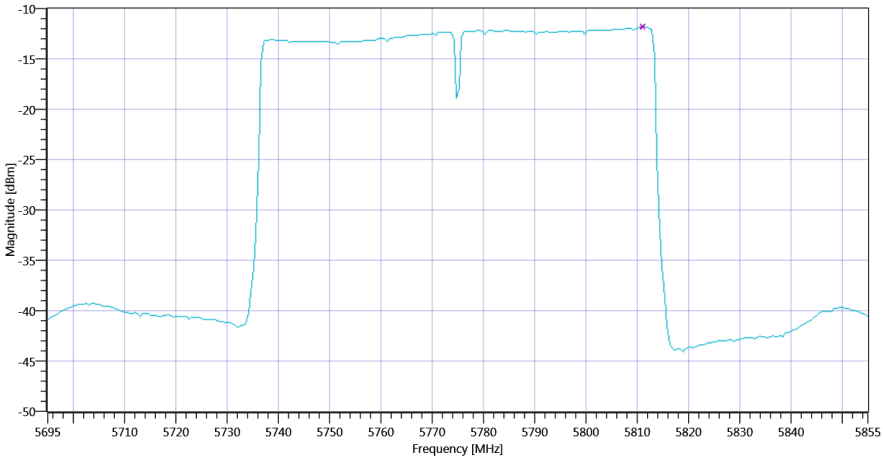

Plot_FCC Part 15.407 Max Output Power and PSD ~ WLAN5Gx ac-VHT80 mode U-NII-3 PSD UNII-3_18102019_164948.png

TEST FINISHED		
General Verdict	18.10.2019 16:49:48 / RT: 67 s	PASS

7. FCC Part 15.407 Max Output Power ~ WLAN5Gx ac-VHT80 mode U-NII-3

Test References	
TC Start	08.11.2019 08:56:52
System Version	1.0.0.21
Test Specification	None
Test Method	
Class / TC Version / TC ID	TC_VM_Hardcopy_Spectrum_Analyzer_V01 Version: 0.0.1 | TCID_Toolbox_2
My Description	Hardcopy Spectrum Analyzer
Add. Information	ac-Mode Kanal 155 Power

IUT DEFINITION & Common settings	
Manufacturer	BOSCH
Type	AIVIH61L1
Serial No. | Setup No.	Conducted unit UNII-1 & UNII-2A bands: 0000072 TST1645901 A 283C32142R 001 001 33K Conducted unit UNII-2C & UNII-3 bands: 0000069 TST1645901 A 283C32142R 001 001 33K
SW Version | HW Version	NI | NI
Comment 1 | 2	|
Tlow | Tmid | Thigh [°C]	-20 | 20 | 55
Vlow | Vmid | Vhigh [V] @Imax [A]	3.3 | 3.8 | 4.2 @1
Auto Control enabled Power Supply | Climatic Box	No | No
Antenna Gain [dBi]	0
Additional Path Loss [dB]	0

Test Parameter	
Devices in use	SA: Rohde&Schwarz,FSV-40,1307.9002K40/101042,3.60
Additional Information	ac-Mode Kanal 155 Power

READ SA SETTINGS:	
RefLevel [dBm] | RefLevelOffset [dB] | InpAtt [dB]	11.18 | 14.25 | 15
Start [MHz] | Stop [MHz]	5715.000 | 5835.000
RBW [MHz] | VBW [MHz]	1.000000 | 3.000000
Detector | TraceMode	RMS | MAXH
Sweep: Time [ms] | Count | Points per Section | Type	16000 | 1 | 320 | SWE

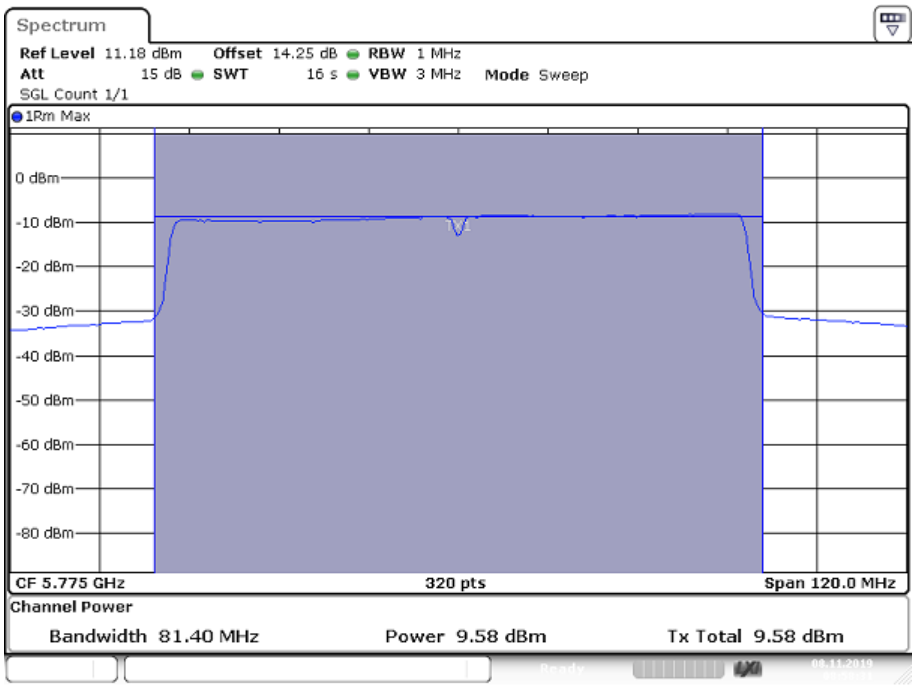

Date: 8.NOV.2019 08:58:31

HC_08112019_085653.png

RESULT: TC_VM_Hardcopy_Spectrum_Analyzer_V01					
Test Description	Lower Limit	Upper Limit	Measured	Unit	Verdict
Marker Readout					

RESULT: TC_VM_Hardcopy_Spectrum_Analyzer_V01					
Test Description	Lower Limit	Upper Limit	Measured	Unit	Verdict
Delta Marker Readout					

TEST FINISHED		
General Verdict	08.11.2019 08:57:05 / RT: 12 s	PASS

8. ISED Max Output Power and PSD ~ WLAN5Gx ac-VHT80 mode U-NII-1

Test References	
TC Start	04.12.2019 09:47:07
System Version	1.0.0.24
Test Specification	ISED
Test Method	
Class / TC Version / TC ID	TC_VM_FCC15407_Max_Output_Power_and_PSD_V01 Version: 0.0.1 | TCID_FCC15407_3
My Description	ISED Max Output Power & PSD - WLAN5Gx ac-VHT80 mode U-NII-1
Add. Information	

IUT DEFINITION & Common settings	
Manufacturer	Bosch
Type	AIVIH61L1
Serial No. | Setup No.	Conducted unit UNII-1 & UNII-2A bands: 0000072 TST1645901 A 283C32142R 001 001 33K Conducted unit UNII-2C & UNII-3 bands: 0000069 TST1645901 A 283C32142R 001 001 33K
SW Version | HW Version	NI | NI
Comment 1 | 2	|
Tlow | Tmid | Thigh [°C]	-30 | 20 | 70
Vlow | Vmid | Vhigh [V] @Imax [A]	3.3 | 3.8 | 4.2 @1
Auto Control enabled Power Supply | Climatic Box	No | No
Antenna Gain [dBi]	0
Additional Path Loss [dB]	0

IUT Common Settings WLAN5Gx	
Number of Antenna Ports	1
User Interaction	No

Test Parameter	
Technology to test	WLAN5Gx ac-VHT80 mode U-NII-1
Antenna Port used	1
Temperature	mid
Voltage	mid
Frequency low to test	False | Freq [MHz] 0
Frequency mid to test	True | Freq [MHz] 5210
Frequency high to test	False | Freq [MHz] 0
Switched Path	IUT - SignalingUnit - SpectrumAnalyzer
Devices in use	SA: Rohde&Schwarz,FSV-40,1307.9002K40/101042,3.60

Test at TX 5210 MHz

RESULT: Reference Power					
Test Description	Lower Limit	Upper Limit	Measured	Unit	Verdict
Ref. Power 1MHz/1MHz	---	---	-9.88	dBm	Information
Ref. Frequency	---	---	5212.400	MHz	Information

RESULT: Duty Cycle evaluation					
Test Description	Lower Limit	Upper Limit	Measured	Unit	Verdict
No enough Bursts detected, Duty Cycle Burst Ratio set to 1					
Duty Cycle (Burst Ratio) max	---	---	1	---	Information
Duty Cycle max	---	---	0	dB	Information
Duty Cycle (Burst Ratio) min	---	---	1	---	Information
Duty Cycle min	---	---	0	dB	Information

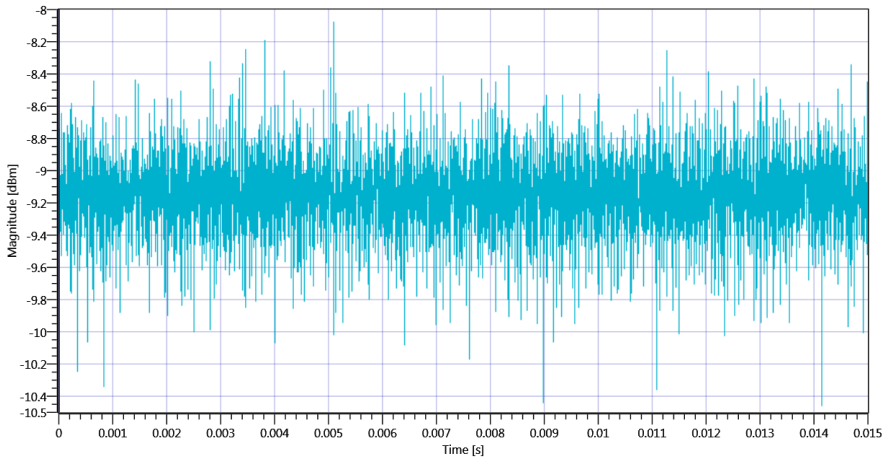

Plot_ISED Max Output Power and PSD ~ WLAN5Gx ac-VHT80 mode U-NII-1 5210 MHz - Duty Cycle_04122019_094720.png

RESULT: TC_VM_FCC15407_Max_Output_Power_and_PSD_V01					
Test Description	Lower Limit	Upper Limit	Measured	Unit	Verdict
Bandwidth 99%	---	---	76.563	MHz	Information
T1 99%	---	---	5171.7982	MHz	Information
T2 99%	---	---	5248.3616	MHz	Information

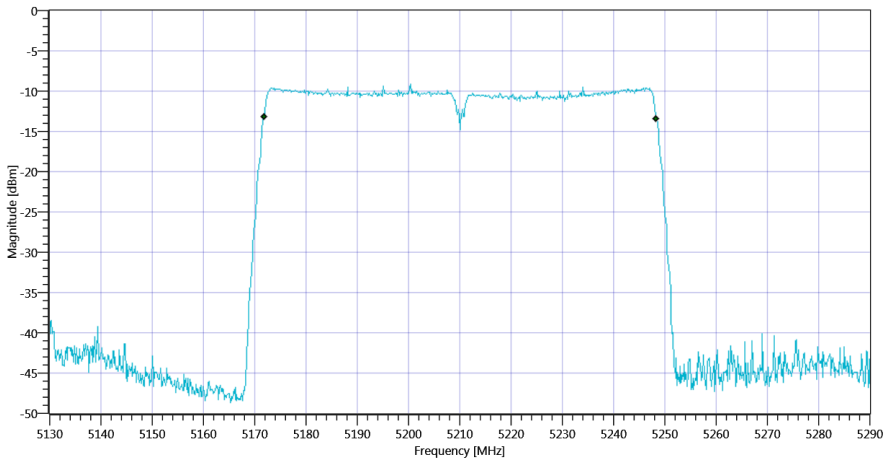

Plot_ISED Max Output Power and PSD ~ WLAN5Gx ac-VHT80 mode U-NII-1 BW_04122019_094733.png

READ SA SETTINGS:

RefLevel [dBm] | RefLevelOffset [dB] | InpAtt [dB]	2.12 | 14.44 | 5
Start [MHz] | Stop [MHz]	5130.000 | 5290.000
RBW [MHz] | VBW [MHz]	1.000000 | 3.000000
Detector | TraceMode	RMS | MAXH
Sweep: Time [ms] | Count | Points per Section | Type	16000 | 1 | 320 | SWE

RESULT: TC_VM_FCC15407_Max_Output_Power_and_PSD_V01

Test Description	Lower Limit	Upper Limit	Measured	Unit	Verdict
Max Output Power	---	---	-0.18	dBm	Information
Duty Cycle Correction	---	---	0	dB	Information
Limit absolute					
Max Output Power DC corrected	---	24	-0.18	dBm	PASS
Limit by: 11 dBm + 10 log Bandwidth					
Max Output Power DC corrected	---	29.84	-0.18	dBm	PASS

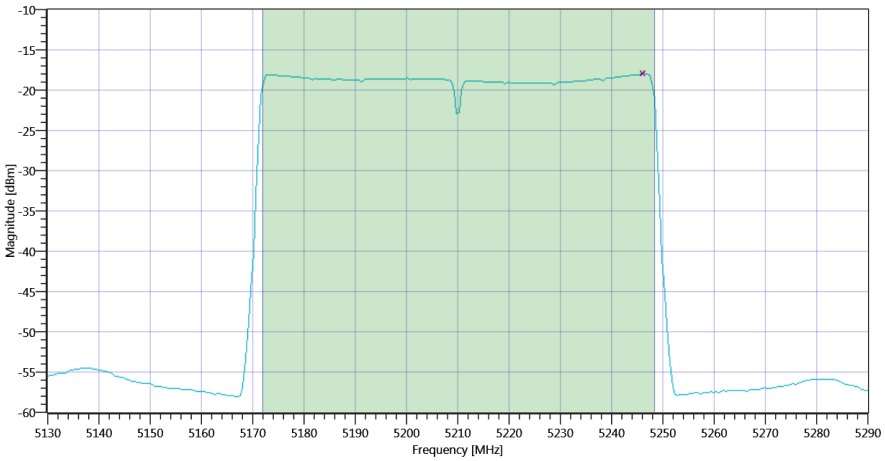

Plot_ISED Max Output Power and PSD ~ WLAN5Gx ac-VHT80 mode U-NII-1 Max OP and PSD_04122019_094755.png

RESULT: TC_VM_FCC15407_Max_Output_Power_and_PSD_V01

Test Description	Lower Limit	Upper Limit	Measured	Unit	Verdict
Power Spectral Density	---	---	-18.04	dBm/1MHz	Information
Duty Cycle Correction	---	---	0	dB	Information
Power Spectral Density DC corrected	---	11	-18.04	dBm/1MHz	PASS

TEST FINISHED

General Verdict	04.12.2019 09:47:55 / RT: 48 s	PASS

9. ISED Max Output Power and PSD ~ WLAN5Gx ac-VHT80 mode U-NII-2A

Test References	
TC Start	04.12.2019 09:50:44
System Version	1.0.0.24
Test Specification	ISED
Test Method	
Class / TC Version / TC ID	TC_VM_FCC15407_Max_Output_Power_and_PSD_V01 Version: 0.0.1 | TCID_FCC15407_3
My Description	ISED Max Output Power & PSD - WLAN5Gx ac-VHT80 mode U-NII-2A
Add. Information	

IUT DEFINITION & Common settings	
Manufacturer	Bosch
Type	AIVIH61L1
Serial No. | Setup No.	Conducted unit UNII-1 & UNII-2A bands: 0000072 TST1645901 A 283C32142R 001 001 33K Conducted unit UNII-2C & UNII-3 bands: 0000069 TST1645901 A 283C32142R 001 001 33K
SW Version | HW Version	NI | NI
Comment 1 | 2	|
Tlow | Tmid | Thigh [°C]	-30 | 20 | 70
Vlow | Vmid | Vhigh [V] @Imax [A]	3.3 | 3.8 | 4.2 @1
Auto Control enabled Power Supply | Climatic Box	No | No
Antenna Gain [dBi]	0
Additional Path Loss [dB]	0

IUT Common Settings WLAN5Gx	
Number of Antenna Ports	1
User Interaction	No

Test Parameter	
Technology to test	WLAN5Gx ac-VHT80 mode U-NII-2A
Antenna Port used	1
Temperature	mid
Voltage	mid
Frequency low to test	False | Freq [MHz] 0
Frequency mid to test	True | Freq [MHz] 5290
Frequency high to test	False | Freq [MHz] 0
Switched Path	IUT - SignalingUnit - SpectrumAnalyzer
Devices in use	SA: Rohde&Schwarz,FSV-40,1307.9002K40/101042,3.60

Test at TX 5290 MHz

RESULT: Reference Power					
Test Description	Lower Limit	Upper Limit	Measured	Unit	Verdict
Ref. Power 1MHz/1MHz	---	---	-10.22	dBm	Information
Ref. Frequency	---	---	5318.970	MHz	Information

RESULT: Duty Cycle evaluation					
Test Description	Lower Limit	Upper Limit	Measured	Unit	Verdict
No enough Bursts detected, Duty Cycle Burst Ratio set to 1					
Duty Cycle (Burst Ratio) max	---	---	1	---	Information
Duty Cycle max	---	---	0	dB	Information
Duty Cycle (Burst Ratio) min	---	---	1	---	Information
Duty Cycle min	---	---	0	dB	Information

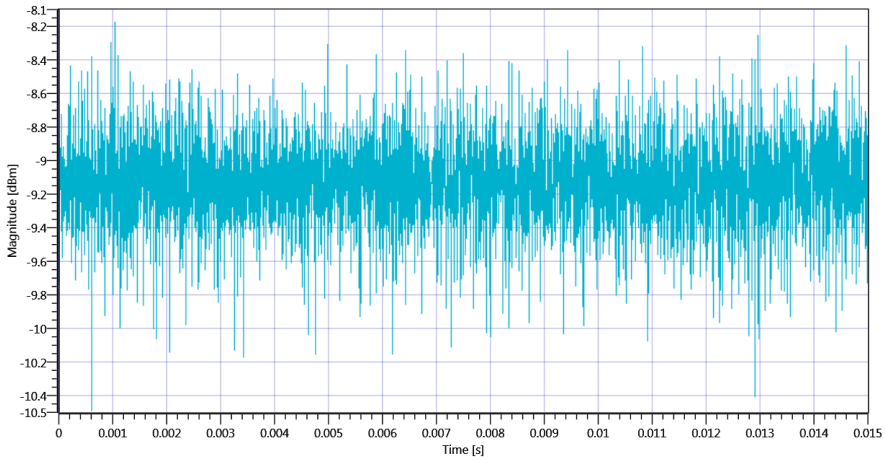

Plot_ISED Max Output Power and PSD ~ WLAN5Gx ac-VHT80 mode U-NII-2A 5290 MHz - Duty Cycle_04122019_095057.png

RESULT: TC_VM_FCC15407_Max_Output_Power_and_PSD_V01					
Test Description	Lower Limit	Upper Limit	Measured	Unit	Verdict
Bandwidth 99%	---	---	76.244	MHz	Information
T1 99%	---	---	5251.9580	MHz	Information
T2 99%	---	---	5328.2018	MHz	Information

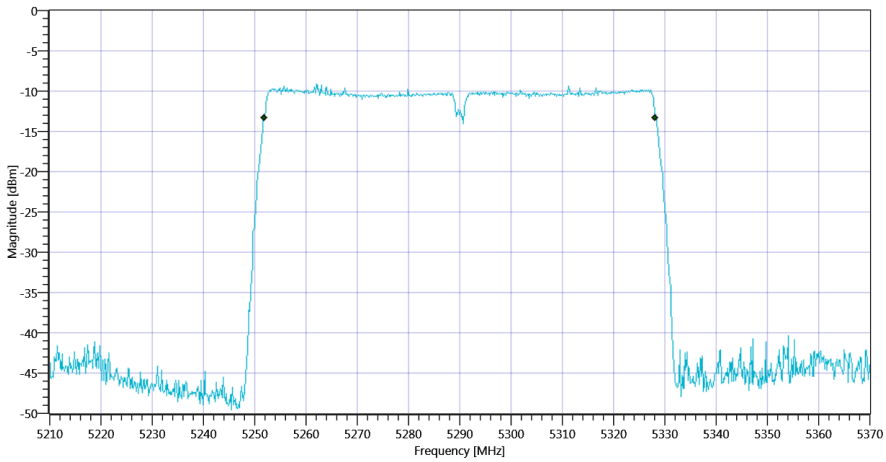

Plot_ISED Max Output Power and PSD ~ WLAN5Gx ac-VHT80 mode U-NII-2A BW_04122019_095111.png

READ SA SETTINGS:

RefLevel [dBm] | RefLevelOffset [dB] | InpAtt [dB]	1.78 | 14.27 | 5
Start [MHz] | Stop [MHz]	5210.000 | 5370.000
RBW [MHz] | VBW [MHz]	1.000000 | 3.000000
Detector | TraceMode	RMS | MAXH
Sweep: Time [ms] | Count | Points per Section | Type	16000 | 1 | 320 | SWE

RESULT: TC_VM_FCC15407_Max_Output_Power_and_PSD_V01

Test Description	Lower Limit	Upper Limit	Measured	Unit	Verdict
Max Output Power	---	---	-0.15	dBm	Information
Duty Cycle Correction	---	---	0	dB	Information
Limit absolute					
Max Output Power DC corrected	---	24	-0.15	dBm	PASS
Limit by: 11 dBm + 10 log Bandwidth					
Max Output Power DC corrected	---	29.82	-0.15	dBm	PASS

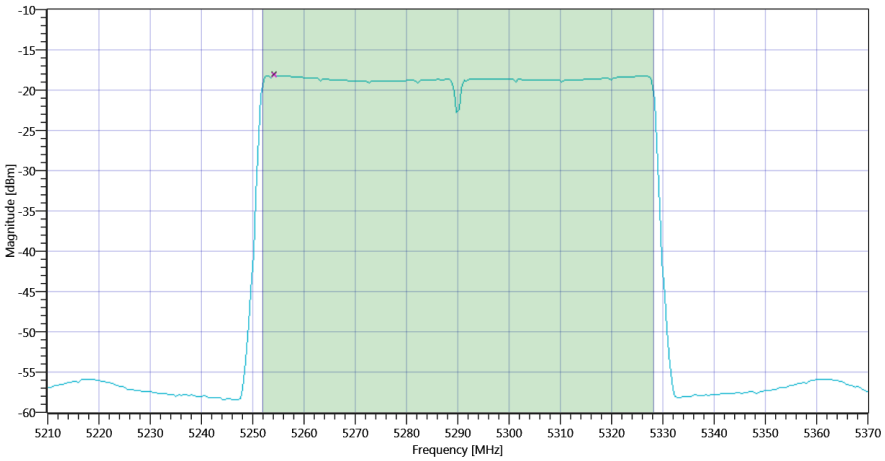

Plot_ISED Max Output Power and PSD ~ WLAN5Gx ac-VHT80 mode U-NII-2A Max OP and PSD_04122019_095132.png

RESULT: TC_VM_FCC15407_Max_Output_Power_and_PSD_V01

Test Description	Lower Limit	Upper Limit	Measured	Unit	Verdict
Power Spectral Density	---	---	-18.17	dBm/1MHz	Information
Duty Cycle Correction	---	---	0	dB	Information
Power Spectral Density DC corrected	---	11	-18.17	dBm/1MHz	PASS

TEST FINISHED

General Verdict	04.12.2019 09:51:33 / RT: 48 s	PASS

10. ISED Max Output Power and PSD ~ WLAN5Gx ac-VHT80 mode U-NII-2C

Test References	
TC Start	18.10.2019 16:29:47
System Version	1.0.0.21
Test Specification	ISED
Test Method	
Class / TC Version / TC ID	TC_VM_FCC15407_Max_Output_Power_and_PSD_V01 Version: 0.0.1 | TCID_FCC15407_3
My Description	ISED Max Output Power & PSD - WLAN5Gx ac-VHT80 mode U-NII-2C
Add. Information	

IUT DEFINITION & Common settings	
Manufacturer	Bosch
Type	AIVIH61L1
Serial No. | Setup No.	Conducted unit UNII-1 & UNII-2A bands: 0000072 TST1645901 A 283C32142R 001 001 33K Conducted unit UNII-2C & UNII-3 bands: 0000069 TST1645901 A 283C32142R 001 001 33K
SW Version | HW Version	NI | NI
Comment 1 | 2	|
Tlow | Tmid | Thigh [°C]	-30 | 24 | 70
Vlow | Vmid | Vhigh [V] @Imax [A]	12.15 | 13.5 | 14.85 @1
Auto Control enabled Power Supply | Climatic Box	No | No
Antenna Gain [dBi]	0
Additional Path Loss [dB]	0

IUT Common Settings WLAN5Gx	
Number of Antenna Ports	1
User Interaction	No

Test Parameter	
Technology to test	WLAN5Gx ac-VHT80 mode U-NII-2C
Antenna Port used	1
Temperature	mid
Voltage	mid
Frequency low to test	True | Freq [MHz] 5530
Frequency mid to test	False | Freq [MHz] 5610
Frequency high to test	False | Freq [MHz] 5690
Switched Path	IUT - SignalingUnit - SpectrumAnalyzer
Devices in use	SA: Rohde&Schwarz,FSV-40,1307.9002K40/101042,3.50

Test at TX 5530 MHz

RESULT: Reference Power					
Test Description	Lower Limit	Upper Limit	Measured	Unit	Verdict
Ref. Power 1MHz/1MHz	---	---	-6.39	dBm	Information
Ref. Frequency	---	---	5538.390	MHz	Information

RESULT: Duty Cycle evaluation					
Test Description	Lower Limit	Upper Limit	Measured	Unit	Verdict
No enough Bursts detected, Duty Cycle Burst Ratio set to 1					
Duty Cycle (Burst Ratio) max	---	---	1	---	Information
Duty Cycle max	---	---	0	dB	Information
Duty Cycle (Burst Ratio) min	---	---	1	---	Information
Duty Cycle min	---	---	0	dB	Information

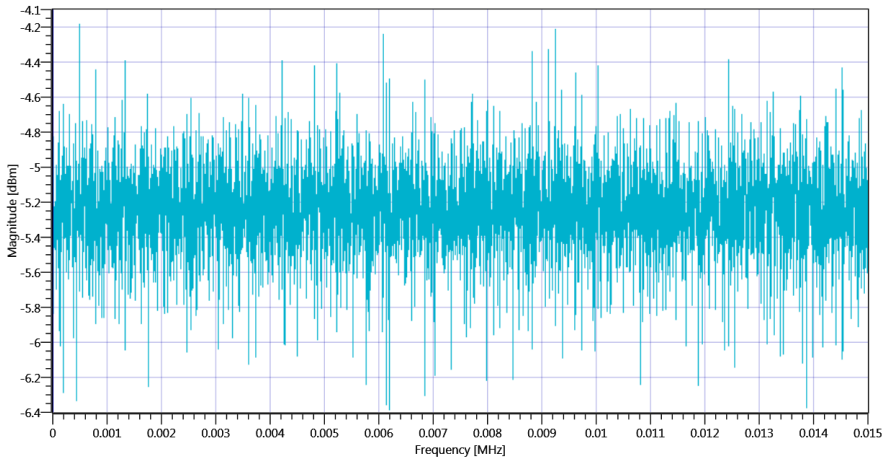

Plot_ISED Max Output Power and PSD ~ WLAN5Gx ac-VHT80 mode U-NII-2C 5530 MHz - Duty Cycle_18102019_163000.png

RESULT: TC_VM_FCC15407_Max_Output_Power_and_PSD_V01					
Test Description	Lower Limit	Upper Limit	Measured	Unit	Verdict
Bandwidth 99%	---	---	76.244	MHz	Information
T1 99%	---	---	5492.1179	MHz	Information
T2 99%	---	---	5568.3616	MHz	Information

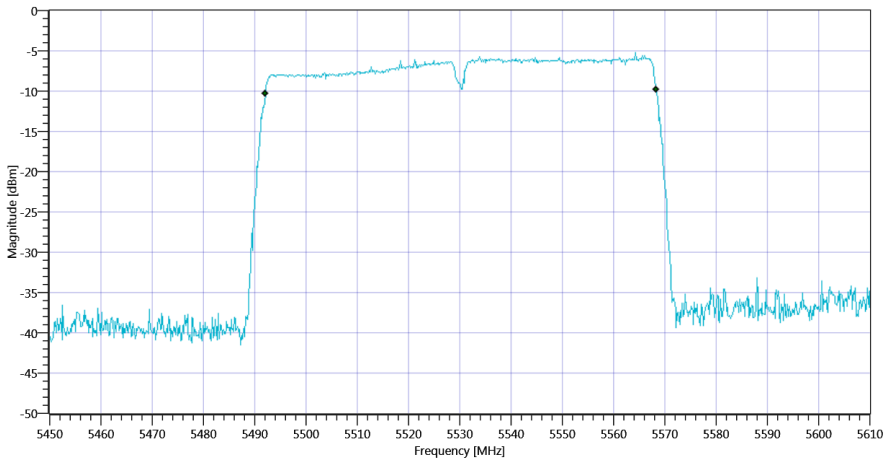

Plot_ISED Max Output Power and PSD ~ WLAN5Gx ac-VHT80 mode U-NII-2C BW_18102019_163011.png

READ SA SETTINGS:

RefLevel [dBm] | RefLevelOffset [dB] | InpAtt [dB]	5.61 | 14.13 | 10
Start [MHz] | Stop [MHz]	5450.000 | 5610.000
RBW [MHz] | VBW [MHz]	1.000000 | 3.000000
Detector | TraceMode	RMS | MAXH
Sweep: Time [ms] | Count | Points per Section | Type	16000 | 1 | 320 | SWE

RESULT: TC_VM_FCC15407_Max_Output_Power_and_PSD_V01

Test Description	Lower Limit	Upper Limit	Measured	Unit	Verdict
Max Output Power	---	---	3.38	dBm	Information
Duty Cycle Correction	---	---	0	dB	Information
Limit absolute					
Max Output Power DC corrected	---	24	3.38	dBm	PASS
Limit by: 11 dBm + 10 log Bandwidth					
Max Output Power DC corrected	---	29.82	3.38	dBm	PASS

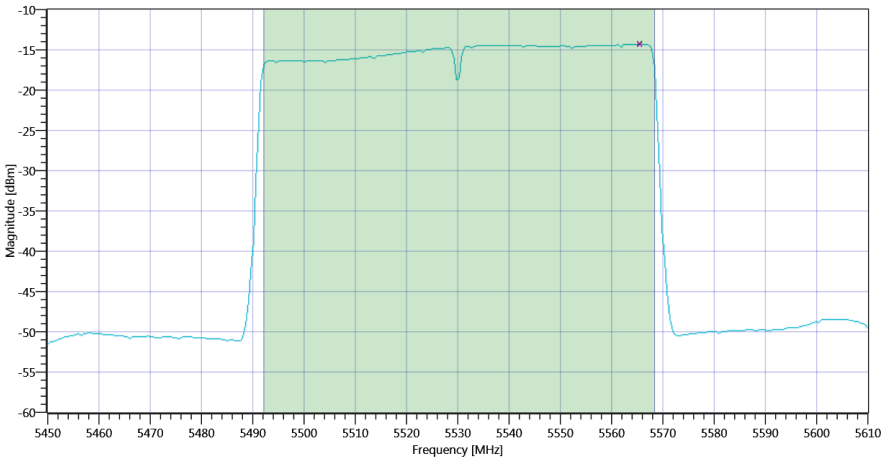

Plot_ISED Max Output Power and PSD ~ WLAN5Gx ac-VHT80 mode U-NII-2C Max OP and PSD_18102019_163033.png

RESULT: TC_VM_FCC15407_Max_Output_Power_and_PSD_V01

Test Description	Lower Limit	Upper Limit	Measured	Unit	Verdict
Power Spectral Density	---	---	-14.3	dBm/1MHz	Information
Duty Cycle Correction	---	---	0	dB	Information
Power Spectral Density DC corrected	---	11	-14.3	dBm/1MHz	PASS

TEST FINISHED

General Verdict	18.10.2019 16:30:34 / RT: 46 s	PASS

11. ISED Max Output Power and PSD ~ WLAN5Gx ac-VHT80 mode U-NII-2C

Test References	
TC Start	18.10.2019 16:34:16
System Version	1.0.0.21
Test Specification	ISED
Test Method	
Class / TC Version / TC ID	TC_VM_FCC15407_Max_Output_Power_and_PSD_V01 Version: 0.0.1 | TCID_FCC15407_3
My Description	ISED Max Output Power & PSD - WLAN5Gx ac-VHT80 mode U-NII-2C
Add. Information	

IUT DEFINITION & Common settings	
Manufacturer	Bosch
Type	AIVIH61L1
Serial No. | Setup No.	Conducted unit UNII-1 & UNII-2A bands: 0000072 TST1645901 A 283C32142R 001 001 33K Conducted unit UNII-2C & UNII-3 bands: 0000069 TST1645901 A 283C32142R 001 001 33K
SW Version | HW Version	NI | NI
Comment 1 | 2	|
Tlow | Tmid | Thigh [°C]	-30 | 24 | 70
Vlow | Vmid | Vhigh [V] @Imax [A]	12.15 | 13.5 | 14.85 @1
Auto Control enabled Power Supply | Climatic Box	No | No
Antenna Gain [dBi]	0
Additional Path Loss [dB]	0

IUT Common Settings WLAN5Gx	
Number of Antenna Ports	1
User Interaction	No

Test Parameter	
Technology to test	WLAN5Gx ac-VHT80 mode U-NII-2C
Antenna Port used	1
Temperature	mid
Voltage	mid
Frequency low to test	False | Freq [MHz] 5530
Frequency mid to test	True | Freq [MHz] 5610
Frequency high to test	False | Freq [MHz] 5690
Switched Path	IUT - SignalingUnit - SpectrumAnalyzer
Devices in use	SA: Rohde&Schwarz,FSV-40,1307.9002K40/101042,3.50

Test at TX 5610 MHz

RESULT: Reference Power					
Test Description	Lower Limit	Upper Limit	Measured	Unit	Verdict
Ref. Power 1MHz/1MHz	---	---	-4.51	dBm	Information
Ref. Frequency	---	---	5645.960	MHz	Information

RESULT: Duty Cycle evaluation					
Test Description	Lower Limit	Upper Limit	Measured	Unit	Verdict
No enough Bursts detected, Duty Cycle Burst Ratio set to 1					
Duty Cycle (Burst Ratio) max	---	---	1	---	Information
Duty Cycle max	---	---	0	dB	Information
Duty Cycle (Burst Ratio) min	---	---	1	---	Information
Duty Cycle min	---	---	0	dB	Information

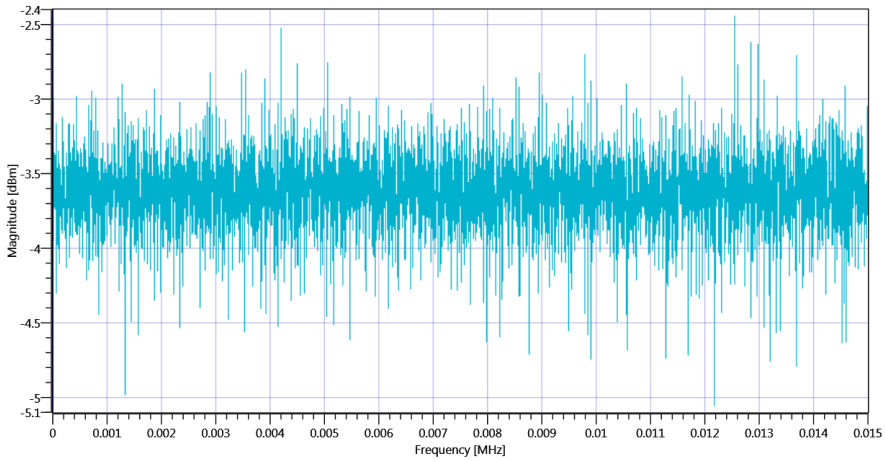

Plot_ISED Max Output Power and PSD ~ WLAN5Gx ac-VHT80 mode U-NII-2C 5610 MHz - Duty Cycle_18102019_163429.png

RESULT: TC_VM_FCC15407_Max_Output_Power_and_PSD_V01					
Test Description	Lower Limit	Upper Limit	Measured	Unit	Verdict
Bandwidth 99%	---	---	76.404	MHz	Information
T1 99%	---	---	5572.1179	MHz	Information
T2 99%	---	---	5648.5215	MHz	Information

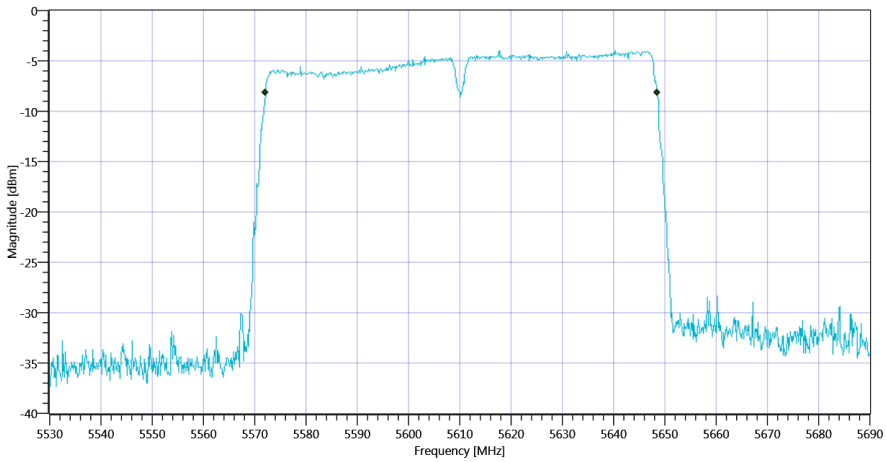

Plot_ISED Max Output Power and PSD ~ WLAN5Gx ac-VHT80 mode U-NII-2C BW_18102019_163441.png

READ SA SETTINGS:

RefLevel [dBm] | RefLevelOffset [dB] | InpAtt [dB]	7.50 | 14.18 | 10
Start [MHz] | Stop [MHz]	5530.000 | 5690.000
RBW [MHz] | VBW [MHz]	1.000000 | 3.000000
Detector | TraceMode	RMS | MAXH
Sweep: Time [ms] | Count | Points per Section | Type	16000 | 1 | 320 | SWE

RESULT: TC_VM_FCC15407_Max_Output_Power_and_PSD_V01

Test Description	Lower Limit	Upper Limit	Measured	Unit	Verdict
Max Output Power	---	---	5.06	dBm	Information
Duty Cycle Correction	---	---	0	dB	Information
Limit absolute					
Max Output Power DC corrected	---	24	5.06	dBm	PASS
Limit by: 11 dBm + 10 log Bandwidth					
Max Output Power DC corrected	---	29.83	5.06	dBm	PASS

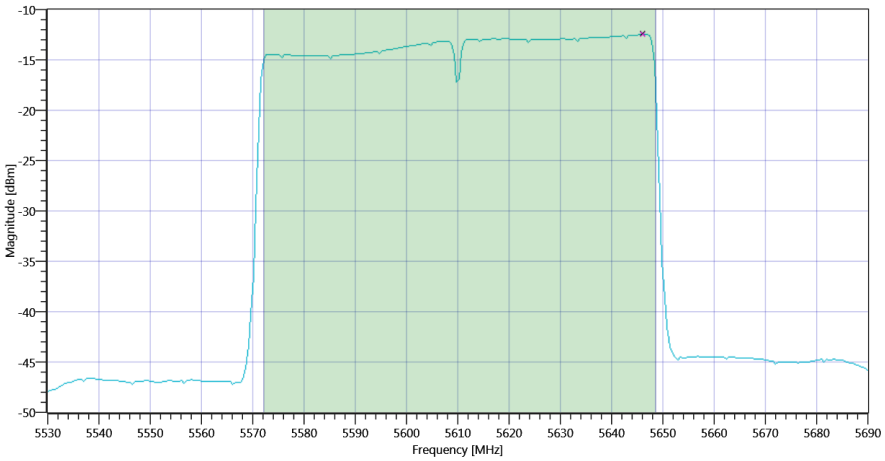

Plot_ISED Max Output Power and PSD ~ WLAN5Gx ac-VHT80 mode U-NII-2C Max OP and PSD_18102019_163502.png

RESULT: TC_VM_FCC15407_Max_Output_Power_and_PSD_V01

Test Description	Lower Limit	Upper Limit	Measured	Unit	Verdict
Power Spectral Density	---	---	-12.48	dBm/1MHz	Information
Duty Cycle Correction	---	---	0	dB	Information
Power Spectral Density DC corrected	---	11	-12.48	dBm/1MHz	PASS

TEST FINISHED

General Verdict	18.10.2019 16:35:03 / RT: 47 s	PASS

12. ISED Max Output Power and PSD ~ WLAN5Gx ac-VHT80 mode U-NII-3

Test References	
TC Start	18.10.2019 16:49:53
System Version	1.0.0.21
Test Specification	ISED
Test Method	
Class / TC Version / TC ID	TC_VM_FCC15407_Max_Output_Power_and_PSD_V01 Version: 0.0.1 | TCID_FCC15407_3
My Description	ISED Max Output Power & PSD - WLAN5Gx ac-VHT80 mode U-NII-3
Add. Information	

IUT DEFINITION & Common settings	
Manufacturer	Bosch
Type	AIVIH61L1
Serial No. | Setup No.	Conducted unit UNII-1 & UNII-2A bands: 0000072 TST1645901 A 283C32142R 001 001 33K Conducted unit UNII-2C & UNII-3 bands: 0000069 TST1645901 A 283C32142R 001 001 33K
SW Version | HW Version	NI | NI
Comment 1 | 2	|
Tlow | Tmid | Thigh [°C]	-30 | 24 | 70
Vlow | Vmid | Vhigh [V] @Imax [A]	12.15 | 13.5 | 14.85 @1
Auto Control enabled Power Supply | Climatic Box	No | No
Antenna Gain [dBi]	0
Additional Path Loss [dB]	0

IUT Common Settings WLAN5Gx	
Number of Antenna Ports	1
User Interaction	No

Test Parameter	
Technology to test	WLAN5Gx ac-VHT80 mode U-NII-3
Antenna Port used	1
Temperature	mid
Voltage	mid
Frequency low to test	False | Freq [MHz] 0
Frequency mid to test	True | Freq [MHz] 5775
Frequency high to test	False | Freq [MHz] 0
Switched Path	IUT - SignalingUnit - SpectrumAnalyzer
Devices in use	SA: Rohde&Schwarz,FSV-40,1307.9002K40/101042,3.50

Test at TX 5775 MHz

RESULT: Reference Power					
Test Description	Lower Limit	Upper Limit	Measured	Unit	Verdict
Ref. Power 1MHz/1MHz	---	---	-0.71	dBm	Information
Ref. Frequency	---	---	5811.160	MHz	Information

RESULT: Duty Cycle evaluation					
Test Description	Lower Limit	Upper Limit	Measured	Unit	Verdict
No enough Bursts detected, Duty Cycle Burst Ratio set to 1					
Duty Cycle (Burst Ratio) max	---	---	1	---	Information
Duty Cycle max	---	---	0	dB	Information
Duty Cycle (Burst Ratio) min	---	---	1	---	Information
Duty Cycle min	---	---	0	dB	Information

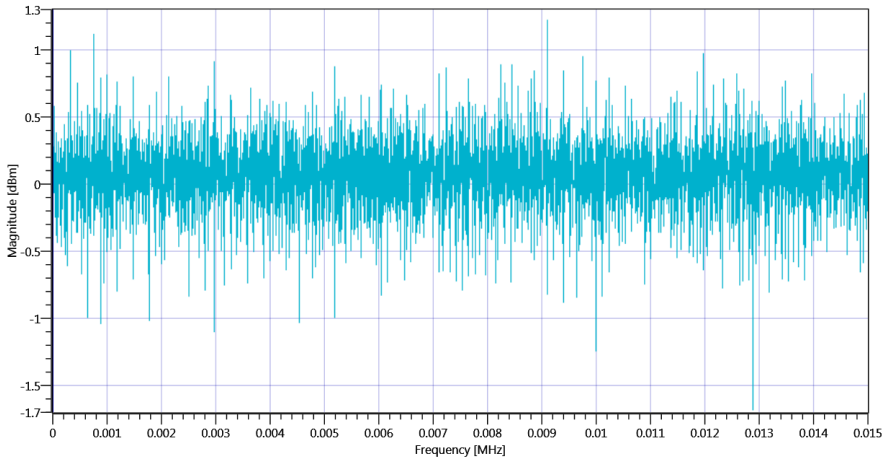

Plot_ISED Max Output Power and PSD ~ WLAN5Gx ac-VHT80 mode U-NII-3 5775 MHz - Duty Cycle_18102019_165006.png

RESULT: TC_VM_FCC15407_Max_Output_Power_and_PSD_V01					
Test Description	Lower Limit	Upper Limit	Measured	Unit	Verdict
Bandwidth 99%	---	---	76.723	MHz	Information
T1 99%	---	---	5736.7982	MHz	Information
T2 99%	---	---	5813.5215	MHz	Information

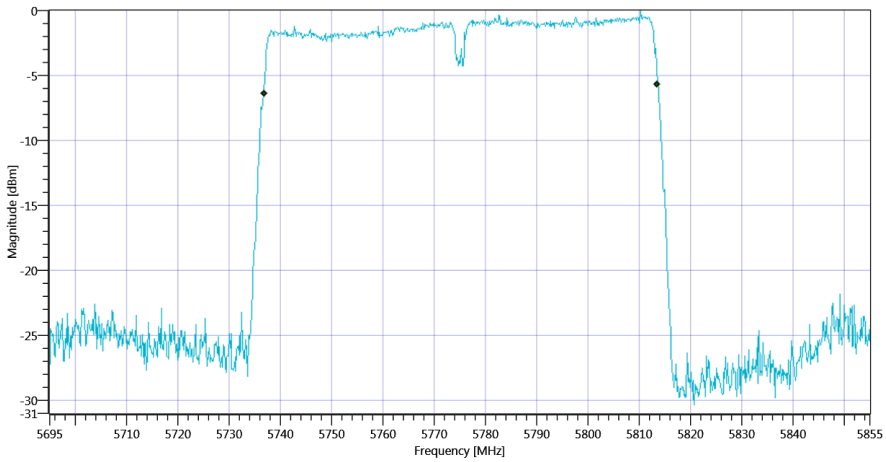

Plot_ISED Max Output Power and PSD ~ WLAN5Gx ac-VHT80 mode U-NII-3 BW_18102019_165017.png

READ SA SETTINGS:

RefLevel [dBm] | RefLevelOffset [dB] | InpAtt [dB]	11.29 | 14.25 | 15
Start [MHz] | Stop [MHz]	5695.000 | 5855.000
RBW [MHz] | VBW [MHz]	1.000000 | 3.000000
Detector | TraceMode	RMS | MAXH
Sweep: Time [ms] | Count | Points per Section | Type	16000 | 1 | 320 | SWE

RESULT: TC_VM_FCC15407_Max_Output_Power_and_PSD_V01

Test Description	Lower Limit	Upper Limit	Measured	Unit	Verdict
Max Output Power	---	---	8.9	dBm	Information
Duty Cycle Correction	---	---	0	dB	Information
Limit absolute					
Max Output Power DC corrected	---	30	8.9	dBm	PASS
Limit by: 11 dBm + 10 log Bandwidth					
Max Output Power DC corrected	---	29.85	8.9	dBm	not applicable

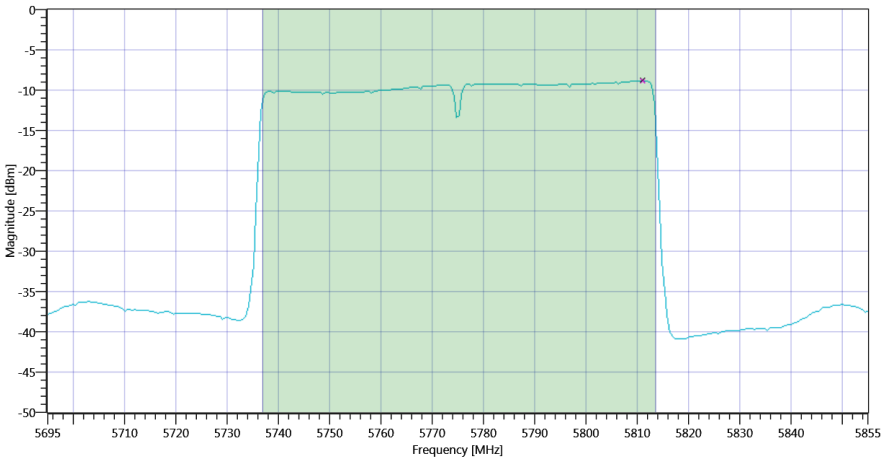

Plot_ISED Max Output Power and PSD ~ WLAN5Gx ac-VHT80 mode U-NII-3 Max OP and PSD_18102019_165039.png

READ SA SETTINGS:

RefLevel [dBm] | RefLevelOffset [dB] | InpAtt [dB]	11.29 | 14.25 | 15
Start [MHz] | Stop [MHz]	5695.000 | 5855.000
RBW [MHz] | VBW [MHz]	0.500000 | 3.000000
Detector | TraceMode	RMS | MAXH
Sweep: Time [ms] | Count | Points per Section | Type	16000 | 1 | 320 | SWE

RESULT: TC_VM_FCC15407_Max_Output_Power_and_PSD_V01

Test Description	Lower Limit	Upper Limit	Measured	Unit	Verdict
Power Spectral Density	---	---	-11.9	dBm/0.5MHz	Information
Duty Cycle Correction	---	---	0	dB	Information
Power Spectral Density DC corrected	---	30	-8.88	dBm/0.5MHz	PASS

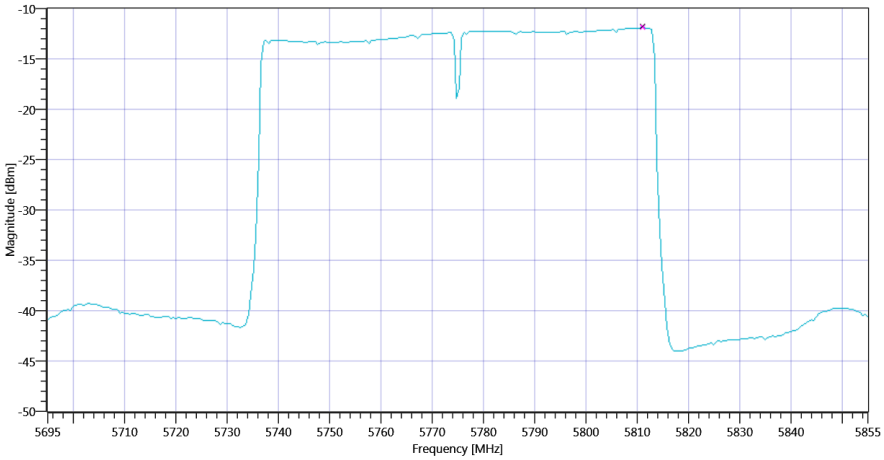

Plot_ISED Max Output Power and PSD ~ WLAN5Gx ac-VHT80 mode U-NII-3 PSD UNII-3_18102019_165100.png

TEST FINISHED		
General Verdict	18.10.2019 16:51:00 / RT: 67 s	PASS

13. FCC Part 15.407 & ISED Bandwidths ~ WLAN5Gx ac-VHT80 mode U-NII-1

Test References	
TC Start	04.12.2019 09:47:59
System Version	1.0.0.24
Test Specification	FCC Part 15.407 & ISET RSS-GEN
Test Method	26dB Bandwidth KDB789033 D02, C.1 / ISED RSS-GEN
Class / TC Version / TC ID	TC_VM_FCC15407_Bandwidths_V01 Version: 0.0.1 | TCID_FCC15407_1
My Description	FCC 15.407 Bandwidths - WLAN5Gx ac-VHT80 mode U-NII-1
Add. Information	

IUT DEFINITION & Common settings	
Manufacturer	Bosch
Type	AIVIH61L1
Serial No. | Setup No.	Conducted unit UNII-1 & UNII-2A bands: 0000072 TST1645901 A 283C32142R 001 001 33K Conducted unit UNII-2C & UNII-3 bands: 0000069 TST1645901 A 283C32142R 001 001 33K
SW Version | HW Version	NI | NI
Comment 1 | 2	|
Tlow | Tmid | Thigh [°C]	-30 | 20 | 70
Vlow | Vmid | Vhigh [V] @Imax [A]	3.3 | 3.8 | 4.2 @1
Auto Control enabled Power Supply | Climatic Box	No | No
Antenna Gain [dBi]	0
Additional Path Loss [dB]	0

IUT Common Settings WLAN5Gx	
Number of Antenna Ports	1
User Interaction	No

Test Parameter	
Technology to test	WLAN5Gx ac-VHT80 mode U-NII-1
Antenna Port used	1
Temperature	mid
Voltage	mid
Frequency low to test	False | Freq [MHz] 0
Frequency mid to test	True | Freq [MHz] 5210
Frequency high to test	False | Freq [MHz] 0
Switched Path	IUT - SignalingUnit - SpectrumAnalyzer
Devices in use	SA: Rohde&Schwarz,FSV-40,1307.9002K40/101042,3.60

Test at TX 5210 MHz

RESULT: Reference Power					
Test Description	Lower Limit	Upper Limit	Measured	Unit	Verdict
Ref. Power 1MHz/1MHz	---	---	-10.16	dBm	Information
Ref. Frequency	---	---	5200.810	MHz	Information

READ SA SETTINGS:	
RefLevel [dBm] | RefLevelOffset [dB] | InpAtt [dB]	-2.16 | 14.44 | 0
Start [MHz] | Stop [MHz]	5110.000 | 5310.000
RBW [MHz] | VBW [MHz]	1.000000 | 5.000000
Detector | TraceMode	POS | MAXH
Sweep: Time [ms] | Count | Points per Section | Type	1 | 2500 | 1001 | SWE

RESULT: TC_VM_FCC15407_Bandwidths_V01					
Test Description	Lower Limit	Upper Limit	Measured	Unit	Verdict
Bandwidth 99%	---	---	76.523	MHz	Information
T1 99%	5150.000000	---	5171.8382	MHz	PASS
T2 99%	---	5250.000000	5248.3616	MHz	PASS

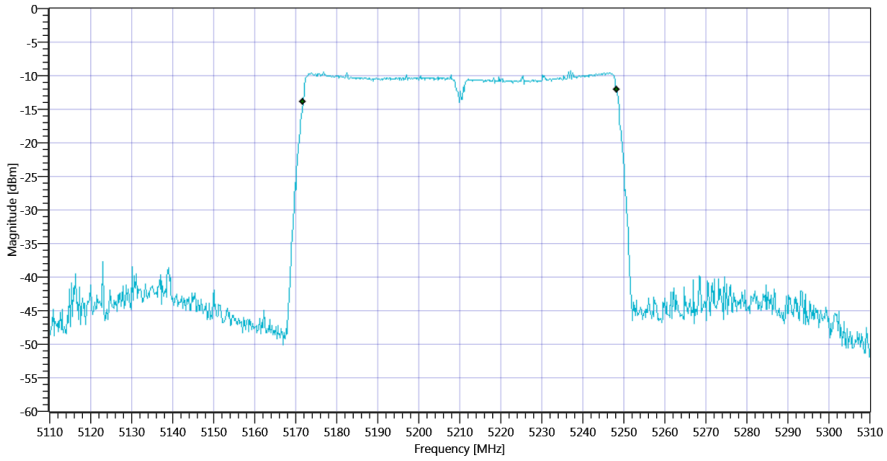

Plot_FCC Part 15.407 & ISED Bandwidths ~ WLAN5Gx ac-VHT80 mode U-NII-1 99PCT_04122019_094831.png

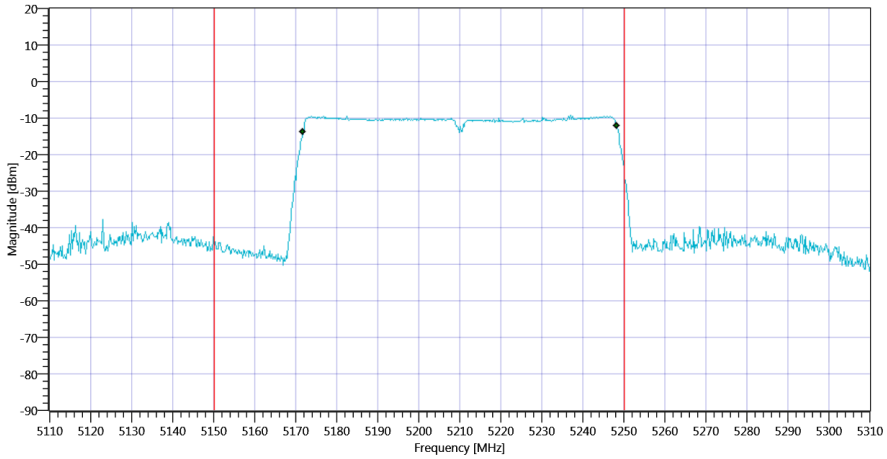

Plot_FCC Part 15.407 & ISED Bandwidths ~ WLAN5Gx ac-VHT80 mode U-NII-1_04122019_094834.png

RESULT: TC_VM_FCC15407_Bandwidths_V01					
Test Description	Lower Limit	Upper Limit	Measured	Unit	Verdict
Bandwidth 26dB	---	---	82	MHz	Information

T1 26dB	5150.000000	---	5169.2000	MHz	PASS
T2 26dB	---	5250.000000	5251.2000	MHz	DFS required

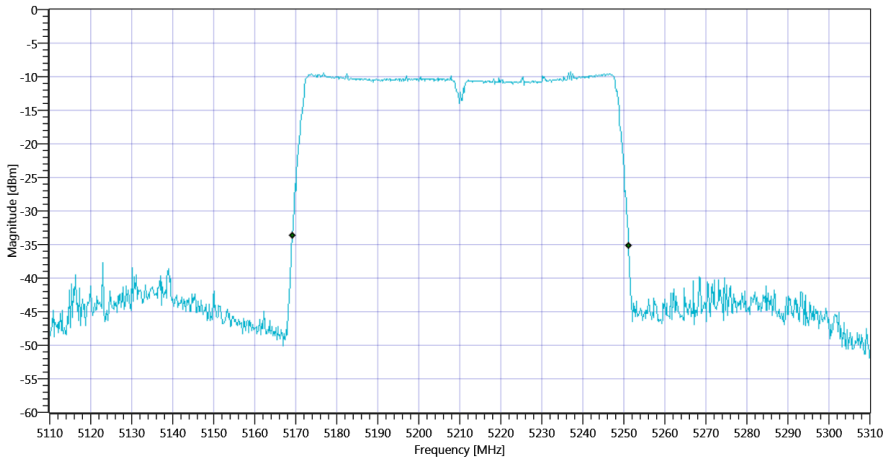

Plot_FCC Part 15.407 & ISED Bandwidths ~ WLAN5Gx ac-VHT80 mode U-NII-1 26dB_04122019_094837.png

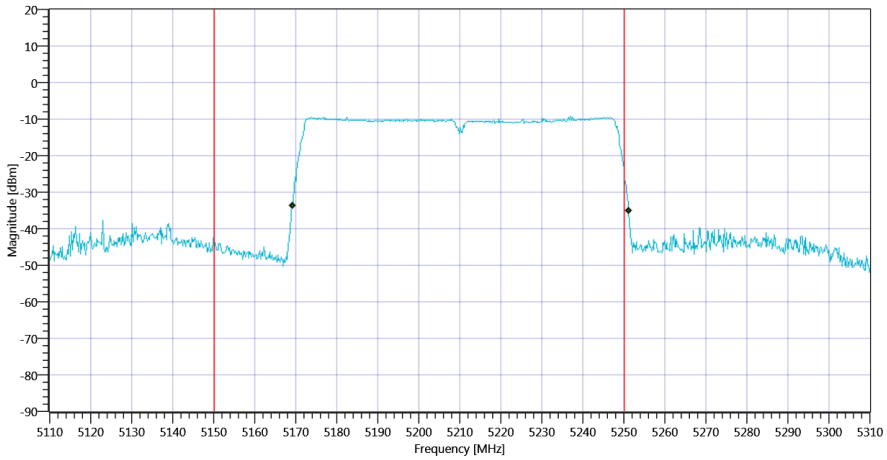

Plot_FCC Part 15.407 & ISED Bandwidths ~ WLAN5Gx ac-VHT80 mode U-NII-1_04122019_094840.png

TEST FINISHED		
General Verdict	04.12.2019 09:48:40 / RT: 41 s	PASS

14. FCC Part 15.407 & ISED Bandwidths ~ WLAN5Gx ac-VHT80 mode U-NII-2A

Test References	
TC Start	04.12.2019 09:51:37
System Version	1.0.0.24
Test Specification	FCC Part 15.407 & ISET RSS-GEN
Test Method	26dB Bandwidth KDB789033 D02, C.1 / ISED RSS-GEN
Class / TC Version / TC ID	TC_VM_FCC15407_Bandwidths_V01 Version: 0.0.1 | TCID_FCC15407_1
My Description	FCC 15.407 Bandwidths - WLAN5Gx ac-VHT80 mode U-NII-2A
Add. Information	

IUT DEFINITION & Common settings	
Manufacturer	Bosch
Type	AIVIH61L1
Serial No. | Setup No.	Conducted unit UNII-1 & UNII-2A bands: 0000072 TST1645901 A 283C32142R 001 001 33K Conducted unit UNII-2C & UNII-3 bands: 0000069 TST1645901 A 283C32142R 001 001 33K
SW Version | HW Version	NI | NI
Comment 1 | 2	|
Tlow | Tmid | Thigh [°C]	-30 | 20 | 70
Vlow | Vmid | Vhigh [V] @Imax [A]	3.3 | 3.8 | 4.2 @1
Auto Control enabled Power Supply | Climatic Box	No | No
Antenna Gain [dBi]	0
Additional Path Loss [dB]	0

IUT Common Settings WLAN5Gx	
Number of Antenna Ports	1
User Interaction	No

Test Parameter	
Technology to test	WLAN5Gx ac-VHT80 mode U-NII-2A
Antenna Port used	1
Temperature	mid
Voltage	mid
Frequency low to test	False | Freq [MHz] 0
Frequency mid to test	True | Freq [MHz] 5290
Frequency high to test	False | Freq [MHz] 0
Switched Path	IUT - SignalingUnit - SpectrumAnalyzer
Devices in use	SA: Rohde&Schwarz,FSV-40,1307.9002K40/101042,3.60

Test at TX 5290 MHz

RESULT: Reference Power					
Test Description	Lower Limit	Upper Limit	Measured	Unit	Verdict
Ref. Power 1MHz/1MHz	---	---	-9.82	dBm	Information
Ref. Frequency	---	---	5286.200	MHz	Information

READ SA SETTINGS:	
RefLevel [dBm] | RefLevelOffset [dB] | InpAtt [dB]	-1.82 | 14.27 | 0
Start [MHz] | Stop [MHz]	5190.000 | 5390.000
RBW [MHz] | VBW [MHz]	1.000000 | 5.000000
Detector | TraceMode	POS | MAXH
Sweep: Time [ms] | Count | Points per Section | Type	1 | 2500 | 1001 | SWE

RESULT: TC_VM_FCC15407_Bandwidths_V01					
Test Description	Lower Limit	Upper Limit	Measured	Unit	Verdict
Bandwidth 99%	---	---	76.523	MHz	Information
T1 99%	5250.000000	---	5251.8382	MHz	PASS since U-NII-1 is supported
T2 99%	---	5350.000000	5328.3616	MHz	PASS

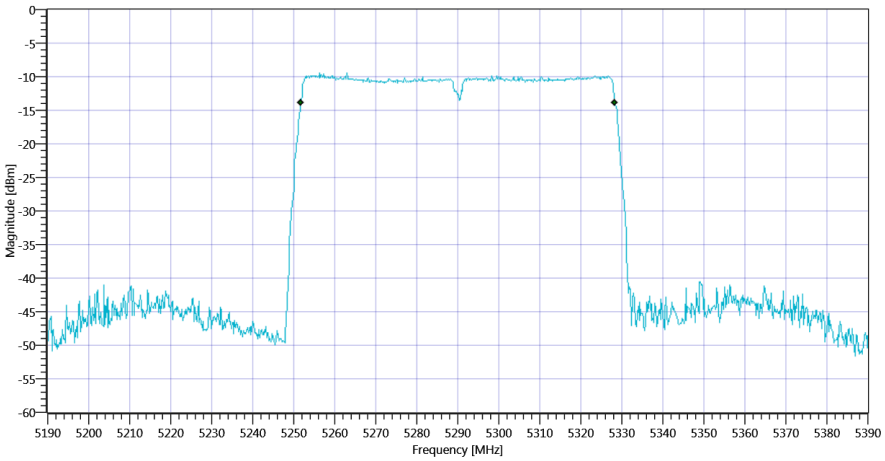

Plot_FCC Part 15.407 & ISED Bandwidths ~ WLAN5Gx ac-VHT80 mode U-NII-2A 99PCT_04122019_095205.png

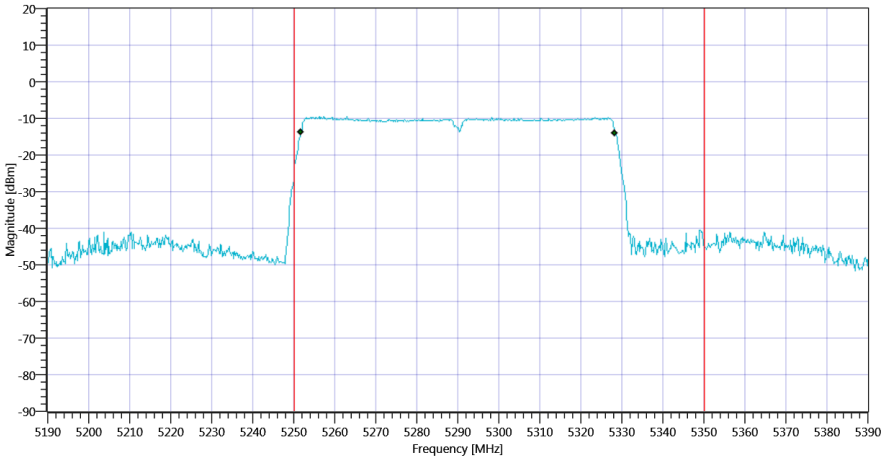

Plot_FCC Part 15.407 & ISED Bandwidths ~ WLAN5Gx ac-VHT80 mode U-NII-2A_04122019_095208.png

RESULT: TC_VM_FCC15407_Bandwidths_V01					
Test Description	Lower Limit	Upper Limit	Measured	Unit	Verdict

Bandwidth 26dB	---	---	82	MHz	Information
T1 26dB	5250.000000	---	5249.0000	MHz	PASS since U-NII-1 is supported
T2 26dB	---	5350.000000	5331.0000	MHz	PASS

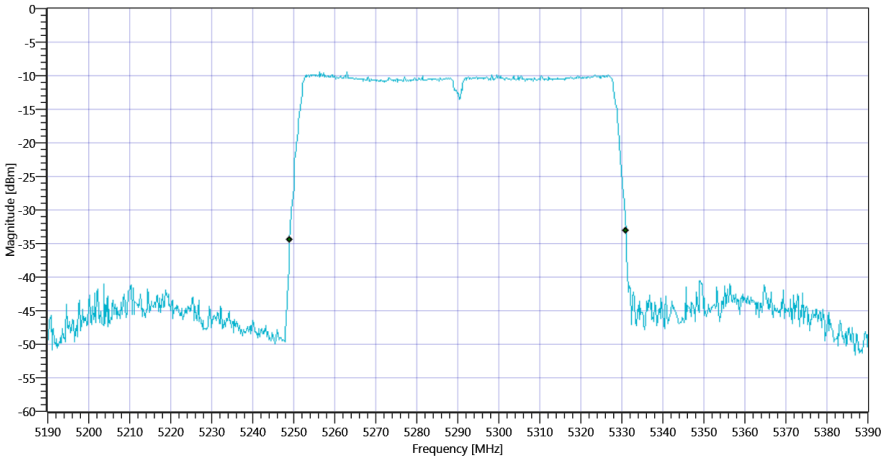

Plot_FCC Part 15.407 & ISED Bandwidths ~ WLAN5Gx ac-VHT80 mode U-NII-2A 26dB_04122019_095211.png

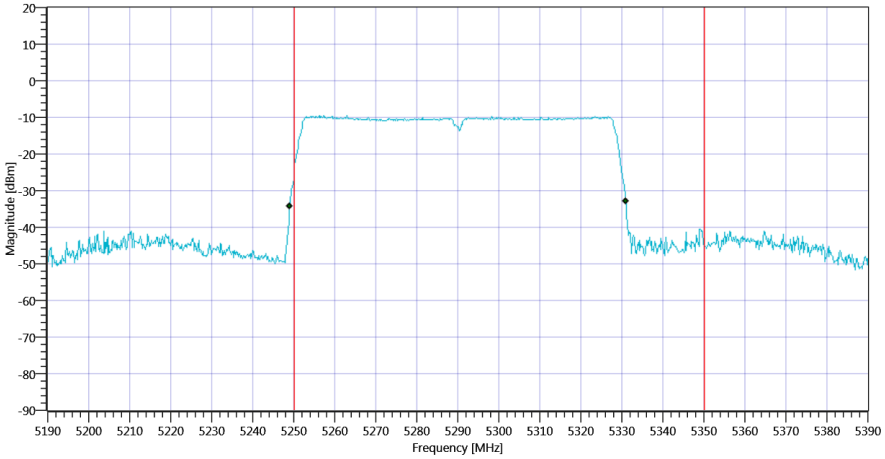

Plot_FCC Part 15.407 & ISED Bandwidths ~ WLAN5Gx ac-VHT80 mode U-NII-2A_04122019_095214.png

TEST FINISHED		
General Verdict	04.12.2019 09:52:14 / RT: 37 s	PASS

15. FCC Part 15.407 & ISED Bandwidths ~ WLAN5Gx ac-VHT80 mode U-NII-2C

Test References	
TC Start	18.10.2019 16:30:38
System Version	1.0.0.21
Test Specification	FCC Part 15.407 & ISET RSS-GEN
Test Method	26dB Bandwidth KDB789033 D02, C.1 / ISED RSS-GEN
Class / TC Version / TC ID	TC_VM_FCC15407_Bandwidths_V01 Version: 0.0.1 | TCID_FCC15407_1
My Description	FCC 15.407 Bandwidths - WLAN5Gx ac-VHT80 mode U-NII-2C
Add. Information	

IUT DEFINITION & Common settings	
Manufacturer	Bosch
Type	AIVIH61L1
Serial No. | Setup No.	Conducted unit UNII-1 & UNII-2A bands: 0000072 TST1645901 A 283C32142R 001 001 33K Conducted unit UNII-2C & UNII-3 bands: 0000069 TST1645901 A 283C32142R 001 001 33K
SW Version | HW Version	NI | NI
Comment 1 | 2	|
Tlow | Tmid | Thigh [°C]	-30 | 24 | 70
Vlow | Vmid | Vhigh [V] @Imax [A]	12.15 | 13.5 | 14.85 @1
Auto Control enabled Power Supply | Climatic Box	No | No
Antenna Gain [dBi]	0
Additional Path Loss [dB]	0

IUT Common Settings WLAN5Gx	
Number of Antenna Ports	1
User Interaction	No

Test Parameter	
Technology to test	WLAN5Gx ac-VHT80 mode U-NII-2C
Antenna Port used	1
Temperature	mid
Voltage	mid
Frequency low to test	True | Freq [MHz] 5530
Frequency mid to test	False | Freq [MHz] 5610
Frequency high to test	False | Freq [MHz] 5690
Switched Path	IUT - SignalingUnit - SpectrumAnalyzer
Devices in use	SA: Rohde&Schwarz,FSV-40,1307.9002K40/101042,3.50

Test at TX 5530 MHz

RESULT: Reference Power					
Test Description	Lower Limit	Upper Limit	Measured	Unit	Verdict
Ref. Power 1MHz/1MHz	---	---	-6.32	dBm	Information
Ref. Frequency	---	---	5563.970	MHz	Information

READ SA SETTINGS:	
RefLevel [dBm] | RefLevelOffset [dB] | InpAtt [dB]	1.68 | 14.13 | 5
Start [MHz] | Stop [MHz]	5430.000 | 5630.000
RBW [MHz] | VBW [MHz]	1.000000 | 5.000000
Detector | TraceMode	POS | MAXH
Sweep: Time [ms] | Count | Points per Section | Type	1 | 2500 | 1001 | SWE

RESULT: TC_VM_FCC15407_Bandwidths_V01					
Test Description	Lower Limit	Upper Limit	Measured	Unit	Verdict
Bandwidth 99%	---	---	76.324	MHz	Information
T1 99%	5470.000000	---	5492.2378	MHz	PASS since U-NII-3 is supported
T2 99%	---	5725.000000	5568.5614	MHz	

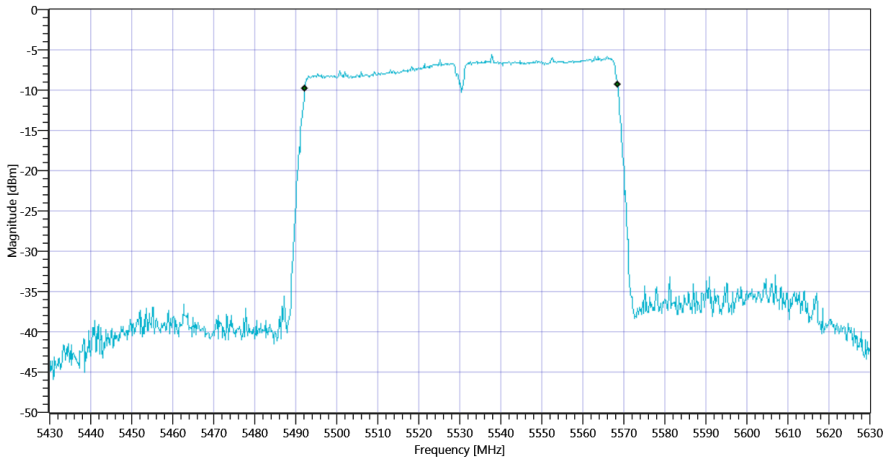

Plot_FCC Part 15.407 & ISED Bandwidths ~ WLAN5Gx ac-VHT80 mode U-NII-2C 99PCT_18102019_163102.png

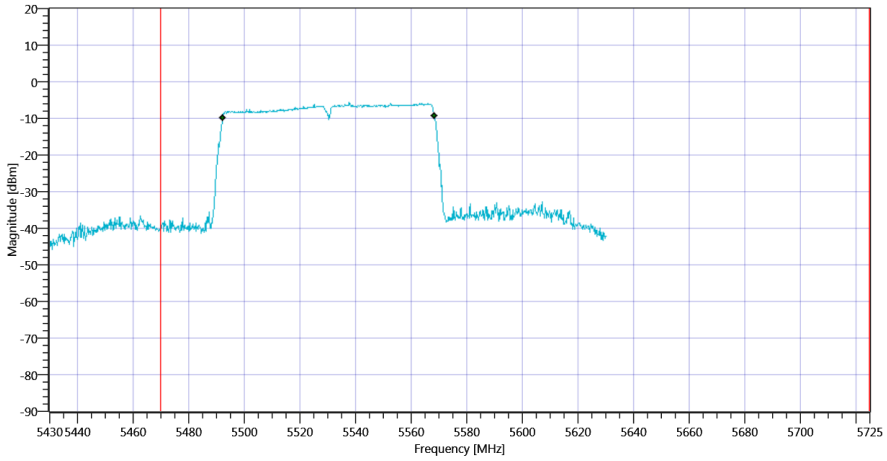

Plot_FCC Part 15.407 & ISED Bandwidths ~ WLAN5Gx ac-VHT80 mode U-NII-2C_18102019_163105.png

RESULT: TC_VM_FCC15407_Bandwidths_V01					
Test Description	Lower Limit	Upper Limit	Measured	Unit	Verdict

Bandwidth 26dB	---	---	81.6	MHz	Information
T1 26dB	5470.000000	---	5489.4000	MHz	PASS since U-NII-3 is supported
T2 26dB	---	5725.000000	5571.0000	MHz	

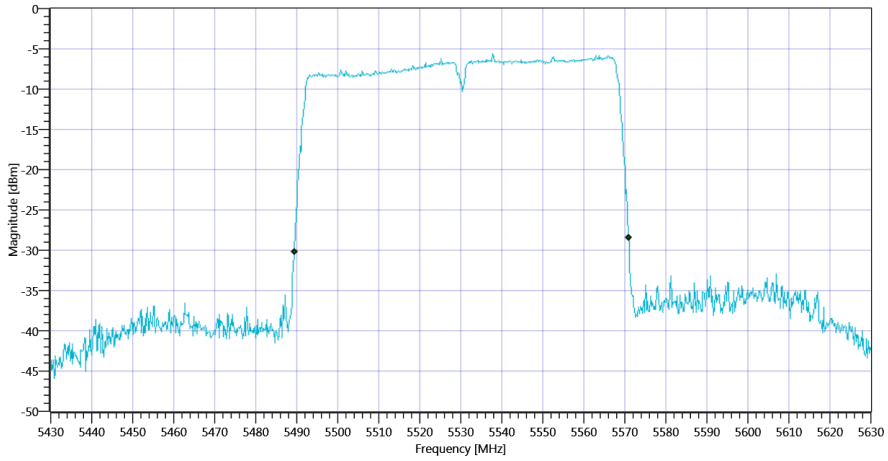

Plot_FCC Part 15.407 & ISED Bandwidths ~ WLAN5Gx ac-VHT80 mode U-NII-2C 26dB_18102019_163109.png

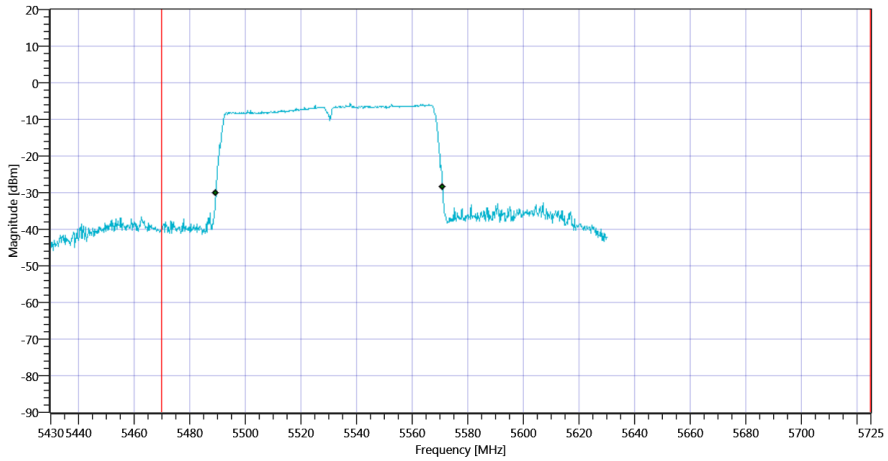

Plot_FCC Part 15.407 & ISED Bandwidths ~ WLAN5Gx ac-VHT80 mode U-NII-2C_18102019_163112.png

TEST FINISHED		
General Verdict	18.10.2019 16:31:12 / RT: 34 s	PASS

16. FCC Part 15.407 & ISED Bandwidths ~ WLAN5Gx ac-VHT80 mode U-NII-2C

Test References	
TC Start	18.10.2019 16:35:07
System Version	1.0.0.21
Test Specification	FCC Part 15.407 & ISET RSS-GEN
Test Method	26dB Bandwidth KDB789033 D02, C.1 / ISED RSS-GEN
Class / TC Version / TC ID	TC_VM_FCC15407_Bandwidths_V01 Version: 0.0.1 | TCID_FCC15407_1
My Description	FCC 15.407 Bandwidths - WLAN5Gx ac-VHT80 mode U-NII-2C
Add. Information	

IUT DEFINITION & Common settings	
Manufacturer	Bosch
Type	AIVIH61L1
Serial No. | Setup No.	Conducted unit UNII-1 & UNII-2A bands: 0000072 TST1645901 A 283C32142R 001 001 33K Conducted unit UNII-2C & UNII-3 bands: 0000069 TST1645901 A 283C32142R 001 001 33K
SW Version | HW Version	NI | NI
Comment 1 | 2	|
Tlow | Tmid | Thigh [°C]	-30 | 24 | 70
Vlow | Vmid | Vhigh [V] @Imax [A]	12.15 | 13.5 | 14.85 @1
Auto Control enabled Power Supply | Climatic Box	No | No
Antenna Gain [dBi]	0
Additional Path Loss [dB]	0

IUT Common Settings WLAN5Gx	
Number of Antenna Ports	1
User Interaction	No

Test Parameter	
Technology to test	WLAN5Gx ac-VHT80 mode U-NII-2C
Antenna Port used	1
Temperature	mid
Voltage	mid
Frequency low to test	False | Freq [MHz] 5530
Frequency mid to test	True | Freq [MHz] 5610
Frequency high to test	False | Freq [MHz] 5690
Switched Path	IUT - SignalingUnit - SpectrumAnalyzer
Devices in use	SA: Rohde&Schwarz,FSV-40,1307.9002K40/101042,3.50

Test at TX 5610 MHz

RESULT: Reference Power					
Test Description	Lower Limit	Upper Limit	Measured	Unit	Verdict
Ref. Power 1MHz/1MHz	---	---	-4.32	dBm	Information
Ref. Frequency	---	---	5646.760	MHz	Information

READ SA SETTINGS:	
RefLevel [dBm] | RefLevelOffset [dB] | InpAtt [dB]	3.68 | 14.18 | 5
Start [MHz] | Stop [MHz]	5510.000 | 5710.000
RBW [MHz] | VBW [MHz]	1.000000 | 5.000000
Detector | TraceMode	POS | MAXH
Sweep: Time [ms] | Count | Points per Section | Type	1 | 2500 | 1001 | SWE

RESULT: TC_VM_FCC15407_Bandwidths_V01					
Test Description	Lower Limit	Upper Limit	Measured	Unit	Verdict
Bandwidth 99%	---	---	76.523	MHz	Information
T1 99%	5470.000000	---	5572.0380	MHz	PASS since U-NII-3 is supported
T2 99%	---	5725.000000	5648.5614	MHz	

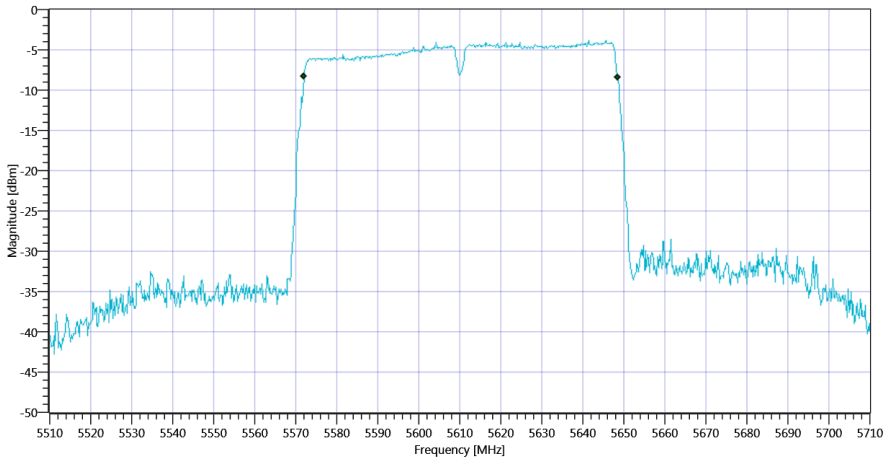

Plot_FCC Part 15.407 & ISED Bandwidths ~ WLAN5Gx ac-VHT80 mode U-NII-2C 99PCT_18102019_163532.png

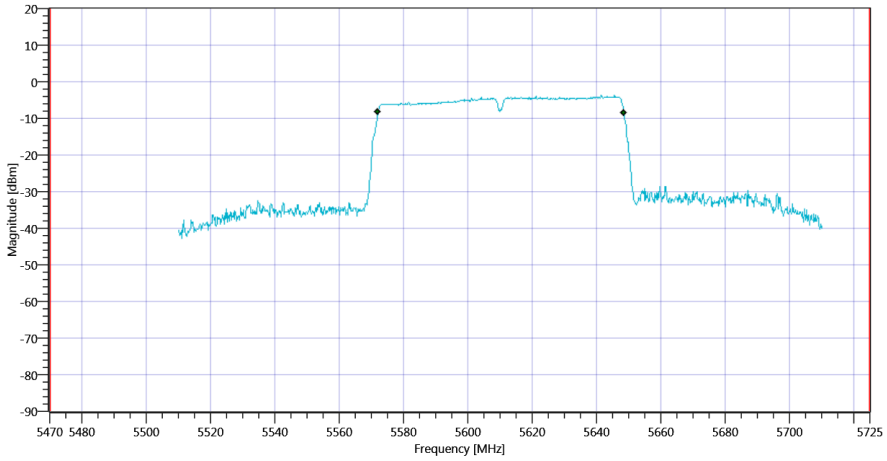

Plot_FCC Part 15.407 & ISED Bandwidths ~ WLAN5Gx ac-VHT80 mode U-NII-2C_18102019_163535.png

RESULT: TC_VM_FCC15407_Bandwidths_V01					
Test Description	Lower Limit	Upper Limit	Measured	Unit	Verdict

Bandwidth 26dB	---	---	118	MHz	Information
T1 26dB	5470.000000	---	5569.2000	MHz	PASS since U-NII-3 is supported
T2 26dB	---	5725.000000	5687.2000	MHz	

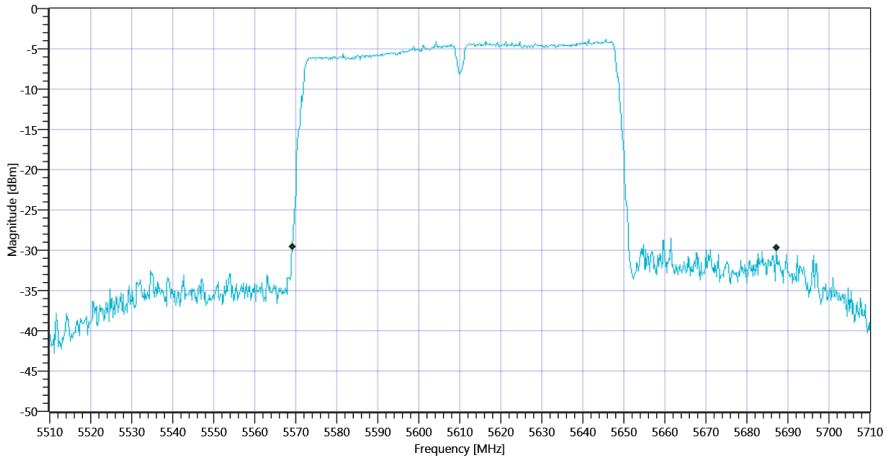

Plot_FCC Part 15.407 & ISED Bandwidths ~ WLAN5Gx ac-VHT80 mode U-NII-2C 26dB_18102019_163538.png

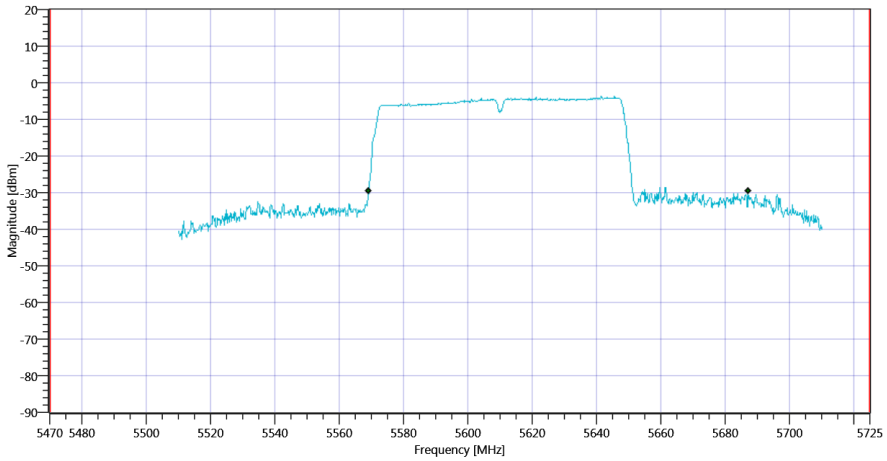

Plot_FCC Part 15.407 & ISED Bandwidths ~ WLAN5Gx ac-VHT80 mode U-NII-2C_18102019_163541.png

TEST FINISHED		
General Verdict	18.10.2019 16:35:42 / RT: 34 s	PASS

17. FCC Part 15.407 26dB Bandwidths ~ WLAN5Gx ac-VHT80 mode U-NII-2C

Test References	
TC Start	08.11.2019 08:18:24
System Version	1.0.0.21
Test Specification	None
Test Method	
Class / TC Version / TC ID	TC_VM_Hardcopy_Spectrum_Analyzer_V01 Version: 0.0.1 | TCID_Toolbox_2
My Description	Hardcopy Spectrum Analyzer
Add. Information	ac-Mode Kanal 122 26dB BW

IUT DEFINITION & Common settings	
Manufacturer	BOSCH
Type	AIVIH61L1
Serial No. | Setup No.	Conducted unit UNII-1 & UNII-2A bands: 0000072 TST1645901 A 283C32142R 001 001 33K Conducted unit UNII-2C & UNII-3 bands: 0000069 TST1645901 A 283C32142R 001 001 33K
SW Version | HW Version	NI | NI
Comment 1 | 2	|
Tlow | Tmid | Thigh [°C]	-20 | 20 | 55
Vlow | Vmid | Vhigh [V] @Imax [A]	3.3 | 3.8 | 4.2 @1
Auto Control enabled Power Supply | Climatic Box	No | No
Antenna Gain [dBi]	0
Additional Path Loss [dB]	0

Test Parameter	
Devices in use	SA: Rohde&Schwarz,FSV-40,1307.9002K40/101042,3.60
Additional Information	ac-Mode Kanal 122 26dB BW

READ SA SETTINGS:	
RefLevel [dBm] | RefLevelOffset [dB] | InpAtt [dB]	3.68 | 14.18 | 5
Start [MHz] | Stop [MHz]	5550.000 | 5670.000
RBW [MHz] | VBW [MHz]	1.000000 | 5.000000
Detector | TraceMode	POS | MAXH
Sweep: Time [ms] | Count | Points per Section | Type	1 | 2500 | 1001 | SWE

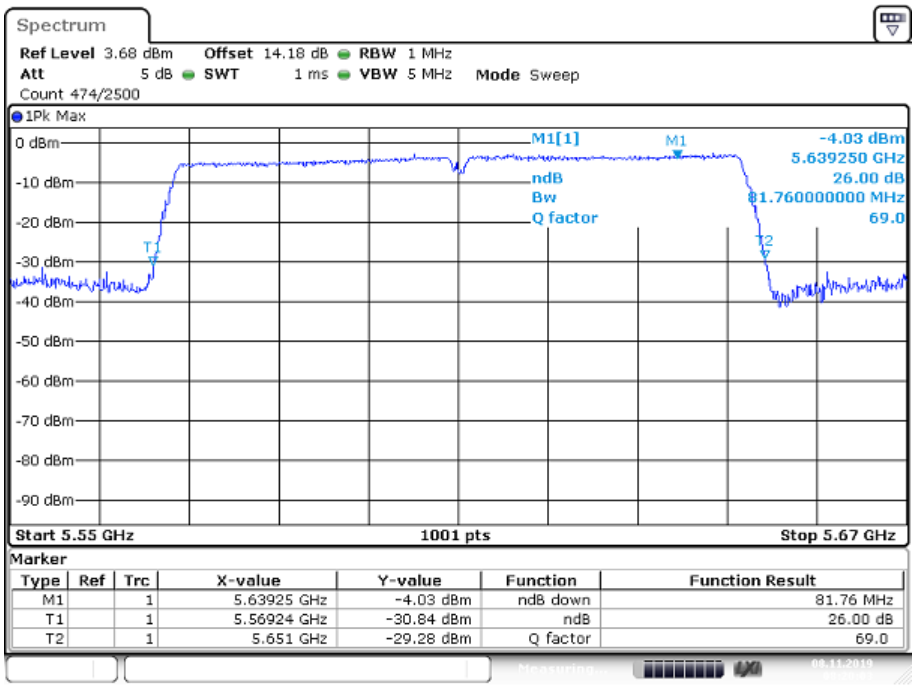

HC_08112019_081825.png

RESULT: TC_VM_Hardcopy_Spectrum_Analyzer_V01					
Test Description	Lower Limit	Upper Limit	Measured	Unit	Verdict
Marker Readout					
Marker 1 Freq.	---	---	5639.250000	MHz	Information
Marker 1 Level	---	---	-2.497	dBm	Information

RESULT: TC_VM_Hardcopy_Spectrum_Analyzer_V01					
Test Description	Lower Limit	Upper Limit	Measured	Unit	Verdict
Delta Marker Readout					

TEST FINISHED		
General Verdict	08.11.2019 08:18:37 / RT: 12 s	PASS

18. FCC Part 15.407 & ISED Minimum Emission BW ~ WLAN5Gx ac-VHT80 mode U-NII-3

Test References	
TC Start	18.10.2019 16:51:43
System Version	1.0.0.21
Test Specification	FCC Part 15.407
Test Method	KDB789033 D02, C.2.
Class / TC Version / TC ID	TC_VM_FCC15407_Min_Emission_BW_V01 Version: 0.0.1 | TCID_FCC15407_2
My Description	FCC 15.407 Min Emission Bandwidth - WLAN5Gx ac-VHT80 mode U-NII-3
Add. Information	

IUT DEFINITION & Common settings	
Manufacturer	Bosch
Type	AIVIH61L1
Serial No. | Setup No.	Conducted unit UNII-1 & UNII-2A bands: 0000072 TST1645901 A 283C32142R 001 001 33K Conducted unit UNII-2C & UNII-3 bands: 0000069 TST1645901 A 283C32142R 001 001 33K
SW Version | HW Version	NI | NI
Comment 1 | 2	|
Tlow | Tmid | Thigh [°C]	-30 | 24 | 70
Vlow | Vmid | Vhigh [V] @Imax [A]	12.15 | 13.5 | 14.85 @1
Auto Control enabled Power Supply | Climatic Box	No | No
Antenna Gain [dBi]	0
Additional Path Loss [dB]	0

IUT Common Settings WLAN5Gx	
Number of Antenna Ports	1
User Interaction	No

Test Parameter	
Technology to test	WLAN5Gx ac-VHT80 mode U-NII-3
Antenna Port used	1
Temperature	mid
Voltage	mid
Frequency low to test	False | Freq [MHz] 0
Frequency mid to test	True | Freq [MHz] 5775
Frequency high to test	False | Freq [MHz] 0
Switched Path	IUT - SignalingUnit - SpectrumAnalyzer
Devices in use	SA: Rohde&Schwarz,FSV-40,1307.9002K40/101042,3.50

Test at TX 5775 MHz

RESULT: Reference Power					
Test Description	Lower Limit	Upper Limit	Measured	Unit	Verdict
Ref. Power 1MHz/1MHz	---	---	-0.98	dBm	Information
Ref. Frequency	---	---	5811.560	MHz	Information

READ SA SETTINGS:	
RefLevel [dBm] | RefLevelOffset [dB] | InpAtt [dB]	11.02 | 14.25 | 15
Start [MHz] | Stop [MHz]	5675.000 | 5875.000
RBW [MHz] | VBW [MHz]	0.100000 | 0.300000
Detector | TraceMode	POS | MAXH
Sweep: Time [ms] | Count | Points per Section | Type	2 | 1500 | 1001 | SWE

RESULT: TC_VM_FCC15407_Min_Emission_BW_V01					
Test Description	Lower Limit	Upper Limit	Measured	Unit	Verdict
Bandwidth (6dB)	0.500	---	76.6	MHz	PASS

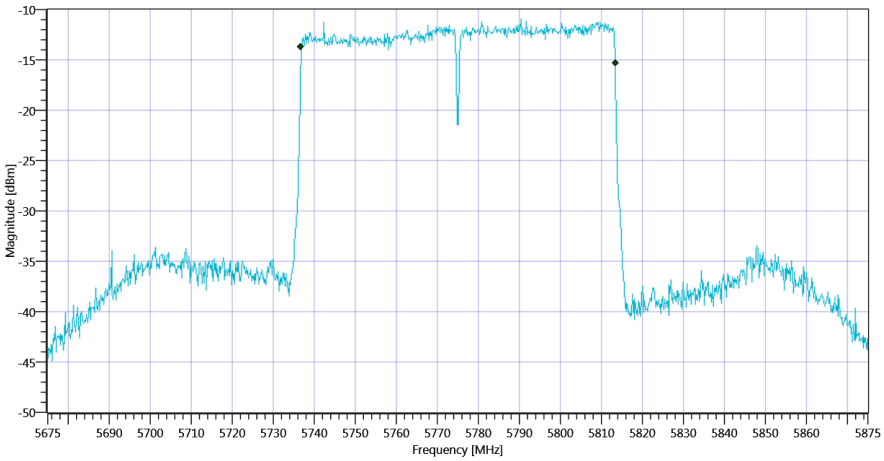

Plot_FCC Part 15.407 & ISED Minimum Emission BW ~ WLAN5Gx ac-VHT80 mode U-NII-3_18102019_165206.png

TEST FINISHED		
General Verdict	18.10.2019 16:52:06 / RT: 22 s	PASS

19. FCC Part 15.407 26dB Bandwidths ~ WLAN5Gx ac-VHT80 mode U-NII-3

Test References	
TC Start	07.11.2019 09:30:35
System Version	1.0.0.21
Test Specification	None
Test Method	
Class / TC Version / TC ID	TC_VM_Hardcopy_Spectrum_Analyzer_V01 Version: 0.0.1 | TCID_Toolbox_2
My Description	Hardcopy Spectrum Analyzer
Add. Information	26dB Bandbreite ac80 Mode Kanal 138

IUT DEFINITION & Common settings	
Manufacturer	BOSCH
Type	AIVIH61L1
Serial No. | Setup No.	Conducted unit UNII-1 & UNII-2A bands: 0000072 TST1645901 A 283C32142R 001 001 33K Conducted unit UNII-2C & UNII-3 bands: 0000069 TST1645901 A 283C32142R 001 001 33K
SW Version | HW Version	NI | NI
Comment 1 | 2	|
Tlow | Tmid | Thigh [°C]	-20 | 20 | 55
Vlow | Vmid | Vhigh [V] @Imax [A]	3.3 | 3.8 | 4.2 @1
Auto Control enabled Power Supply | Climatic Box	No | No
Antenna Gain [dBi]	0
Additional Path Loss [dB]	0

Test Parameter	
Devices in use	SA: Rohde&Schwarz,FSV-40,1307.9002K40/101042,3.60
Additional Information	26dB Bandbreite ac80 Mode Kanal 138

READ SA SETTINGS:	
RefLevel [dBm] | RefLevelOffset [dB] | InpAtt [dB]	11.02 | 14.25 | 15
Start [MHz] | Stop [MHz]	5715.000 | 5835.000
RBW [MHz] | VBW [MHz]	0.100000 | 0.300000
Detector | TraceMode	POS | MAXH
Sweep: Time [ms] | Count | Points per Section | Type	10 | 100 | 1001 | SWE

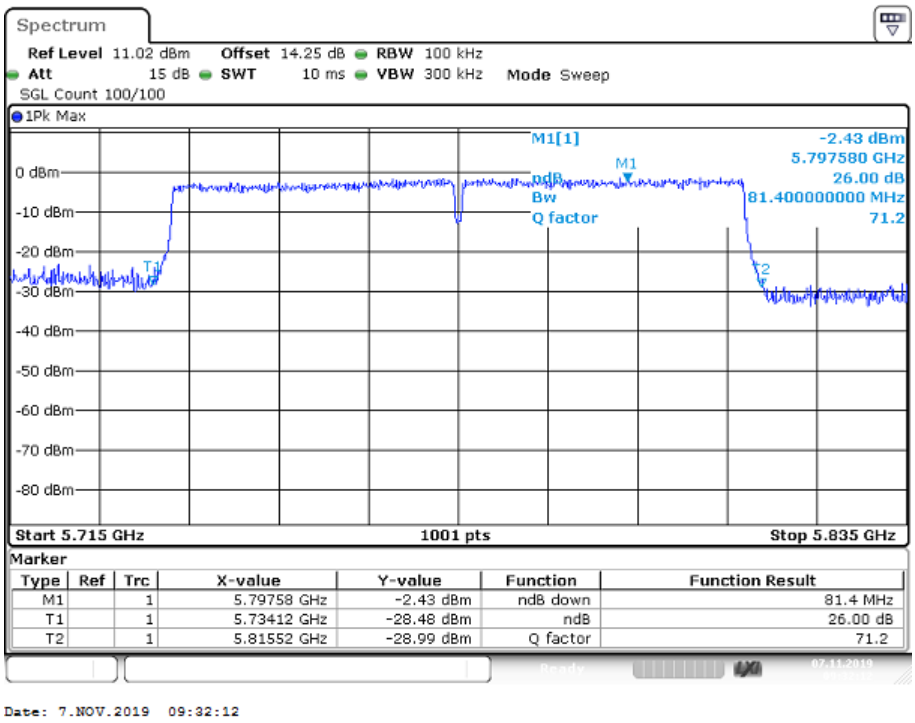

HC_07112019_093035.png

RESULT: TC_VM_Hardcopy_Spectrum_Analyzer_V01					
Test Description	Lower Limit	Upper Limit	Measured	Unit	Verdict
Marker Readout					
Marker 1 Freq.	---	---	5797.580000	MHz	Information
Marker 1 Level	---	---	-2.433	dBm	Information

RESULT: TC_VM_Hardcopy_Spectrum_Analyzer_V01					
Test Description	Lower Limit	Upper Limit	Measured	Unit	Verdict
Delta Marker Readout					

TEST FINISHED		
General Verdict	07.11.2019 09:30:47 / RT: 12 s	PASS

- END OF DOCUMENT -