# Measurement Results

1-9154/19-01-05_Annex_MR_A_1

## Test logging

This addendum is electronically signed and valid without handwritten signature.
For verification of the electronic signatures, the public keys can be requested at the testing laboratory.

Document authorized:

cn=Mihail Dorongovskij, o=CTC advanced GmbH, ou=DOR-281116, email=Mihail.Dorongovskij@ctcadvanced.com, c=DE
2019.12.04 11:27:16 +01'00'

Mihail Dorongovskij
Lab Manager
Radio Communications & EMC

# Table of Content


IUT Summary 3
1. BT Tools BT Classic Read IUT Properties from device 4
2. Common2G4 Peak Output Power conducted 3MHz_3MHz ~ BT Classic Basic rate 5
3. FCC Part 15.247 Maximum Peak Conducted Output Power FHSS ~ BT Classic Basic rate 9
4. FCC Part 15.247 Maximum Peak Conducted Output Power FHSS ~ BT Classic EDR Pi/4DQPSK 13
5. FCC Part 15.247 Maximum Peak Conducted Output Power FHSS ~ BT Classic EDR 8DPSK 17
6. FCC Part 15.247 Number Of Hopping Channels FHSS ~ BT Classic Basic rate 21
7. FCC Part 15.247 Carrier Frequency Separation FHSS ~ BT Classic Basic rate 25
8. FCC Part 15.247 Bandwidth 99PCT-20dB ~ BT Classic Basic rate 28
9. FCC Part 15.247 Bandwidth 99PCT-20dB ~ BT Classic EDR Pi/4DQPSK 35
10. FCC Part 15.247 Bandwidth 99PCT-20dB ~ BT Classic EDR 8DPSK 42
11. FCC Part 15.247 TX Spurious Conduced ~ BT Classic Basic rate 49
12. FCC Part 15.247 TX Spurious Conduced ~ BT Classic EDR Pi/4DQPSK 53
13. FCC Part 15.247 TX Spurious Conduced ~ BT Classic EDR 8DPSK 57

# IUT Summary

| IUT DEFINITION & Common settings | |
|---|---|
| Manufacturer | Robert Bosch Multimedia GmbH |
| Type | AIVIH61L2 |
| Serial No. \| Setup No. | 2656321 2591A9FV0C A 283C33692E 001 001 40K \| 1.0 |
| SW Version \| HW Version | 283C33692E \| 001 |
| Comment 1 \| 2 | \| |
| Tlow \| Tmid \| Thigh [°C] | -30 \| 70 \| 55 |
| Vlow \| Vmid \| Vhigh [V] @Imax [A] | 9 \| 13.5 \| 16 @3 |
| Auto Control enabled Power Supply \| Climatic Box | No \| No |
| Antenna Gain [dBi] | 0 |
| Additional Path Loss [dB] | 0.5 |

| IUT Common Settings BT Classic | |
|---|---|
| Intermodulation Value N | 3 |
| Image Freq. Low \| Mid \| High [MHz] | 0 \| 0 \| 0 |
| Power Class | 2 |
| Power Control | Enhanced |
| Longest Supported Packet Type | DH5 |
| RF Supported | Basic Rate True \| EDR Pi/4DQPSK True \| EDR 8DPSK True |
| Testmode | LOOPback |
| Perform Inquiry | Yes |
| IUT BT Address | BC7536D2D90D |
| Signaling BT Addess | BABEBEDADBAD |
| Switch Matrix & Pathcompensation enabled | Yes |

# 1. BT Tools BT Classic Read IUT Properties from device

| Test References | |
|---|---|
| TC Start | 27.11.2019 10:06:16 |
| System Version | 1.0.0.24 |
| Test Specification | none |
| Test Method | |
| Class / TC Version / TC ID | TC_VM_BT_Tools_BTClassic_Read_IUT_Properties_V01 Version: 0.0.1 \| TCID_BTTools_1 |
| My Description | BT Tools BT Classic Read IUT Properties from device |
| Add. Information | |

| Test Parameter | |
|---|---|
| Technology to test | BT Classic |
| Switched Path | IUT - SignalingUnit - SpectrumAnalyzer |
| Devices in use | SigBT: Rohde&Schwarz,CMW,1201.0002k75/100683,3.7.70 |

RESULT: BT Classic Connection check

| Test Description | Lower Limit | Upper Limit | Measured | Unit | Verdict |
|---|---|---|---|---|---|
| Connection result | --- | --- | --- | -- | TCON |

| READ IUT INFOS: | |
|---|---|
| Device Name | "" |
| Version | "unassigned","Marvell Technology Group Ltd. ","29509" |
| Company Name | "Marvell Technology Group Ltd. " |
| BT Address | #HBC7536D2D90D |
| Class | "Miscellaneous"," " |
| Power Conrol | ON |
| Enhanced Power Control | ON |
| SCL Class | "" |
| Encryption | ON |
| Psaving | ON,ON,OFF |
| Conn | 0X00,P2,R1,ON,ON,ON,ON,ON |
| SCO | ON,ON,ON,ON,ON,ON,ON,ON |

| TEST FINISHED | | |
|---|---|---|
| General Verdict | 27.11.2019 10:06:27 / RT: 10 s | PASS |

# 2. Common2G4 Peak Output Power conducted 3MHz_3MHz ~ BT Classic Basic rate

| Test References | |
|---|---|
| TC Start | 27.11.2019 08:58:06 |
| System Version | 1.0.0.24 |
| Test Specification | None |
| Test Method | |
| Class / TC Version / TC ID | TC_VM_Common2G4_Peak_Output_Power_Conducted_3MHz_3MHz_V01 Version: 0.0.1 \| TCID_Common2G4_1 |
| My Description | Peak Output Power conducted 3MHz/3MHz - BT Classic Basic Rate |
| Add. Information | |

| Test Parameter | |
|---|---|
| Technology to test | BT Classic Basic rate |
| Antenna Port used | 1 |
| Temperature | mid |
| Voltage | mid |
| Frequency low to test | True \| Freq [MHz] 2402 |
| Frequency mid to test | True \| Freq [MHz] 2441 |
| Frequency high to test | True \| Freq [MHz] 2480 |
| Switched Path | IUT - SignalingUnit - SpectrumAnalyzer |
| Devices in use | SigBT: Rohde&Schwarz,CMW,1201.0002k75/100683,3.7.70 \| SA: Rohde&Schwarz,FSV-30,1321.3008K30/103809,3.60 |

## Test at TX 2402 MHz

| RESULT: BT Classic Connection check | | | | | |
|---|---|---|---|---|---|
| Test Description | Lower Limit | Upper Limit | Measured | Unit | Verdict |
| Connection result | --- | --- | --- | -- | TCON |

| READ SA SETTINGS: | |
|---|---|
| RefLevel [dBm] \| RefLevelOffset [dB] \| InpAtt [dB] | 7.79 \| 10.29 \| 15 |
| Start [MHz] \| Stop [MHz] | 2399.500 \| 2404.500 |
| RBW [MHz] \| VBW [MHz] | 3.000000 \| 3.000000 |
| Detector \| TraceMode | POS \| MAXH |
| Sweep: Time [ms] \| Count \| Points per Section \| Type | 1000 \| 10 \| 1001 \| SWE |

| RESULT: TC_VM_Common2G4_Peak_Output_Power_Conducted_3MHz_3MHz_V01 | | | | | |
|---|---|---|---|---|---|
| Test Description | Lower Limit | Upper Limit | Measured | Unit | Verdict |
| Peak Power | --- | --- | -2.05 | dBm | Information |
| Peak Power | --- | --- | 0.623735 | mW | Information |
| Frequency at Peak | --- | --- | 2401.795 | MHz | Information |

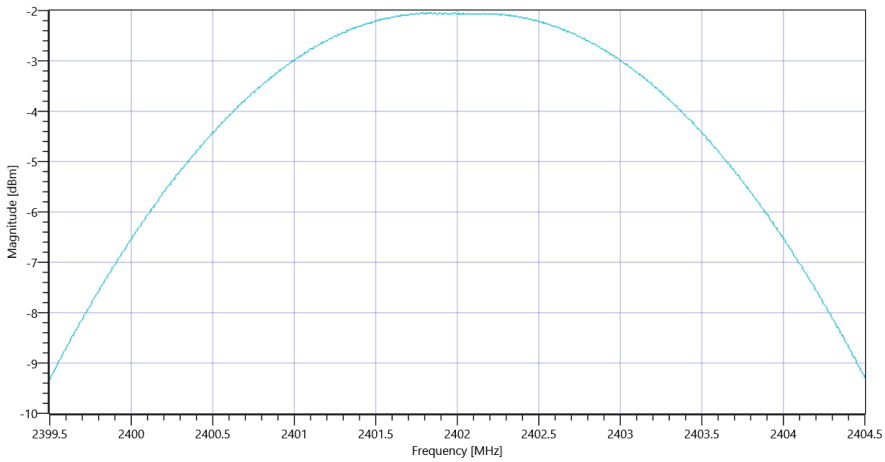


Plot_Common2G4 Peak Output Power conducted 3MHz_3MHz ~ BT Classic Basic rate_27112019_085841.png

## Test at TX 2441 MHz

| RESULT: BT Classic Connection check | | | | | |
|---|---|---|---|---|---|
| Test Description | Lower Limit | Upper Limit | Measured | Unit | Verdict |
| Connection result | --- | --- | --- | -- | TCON |

| READ SA SETTINGS: | |
|---|---|
| RefLevel [dBm] \| RefLevelOffset [dB] \| InpAtt [dB] | 7.78 \| 10.41 \| 15 |
| Start [MHz] \| Stop [MHz] | 2438.500 \| 2443.500 |
| RBW [MHz] \| VBW [MHz] | 3.000000 \| 3.000000 |
| Detector \| TraceMode | POS \| MAXH |
| Sweep: Time [ms] \| Count \| Points per Section \| Type | 1000 \| 10 \| 1001 \| SWE |

| RESULT: TC_VM_Common2G4_Peak_Output_Power_Conducted_3MHz_3MHz_V01 | | | | | |
|---|---|---|---|---|---|
| Test Description | Lower Limit | Upper Limit | Measured | Unit | Verdict |
| Peak Power | --- | --- | -2.14 | dBm | Information |
| Peak Power | --- | --- | 0.610942 | mW | Information |
| Frequency at Peak | --- | --- | 2441.165 | MHz | Information |

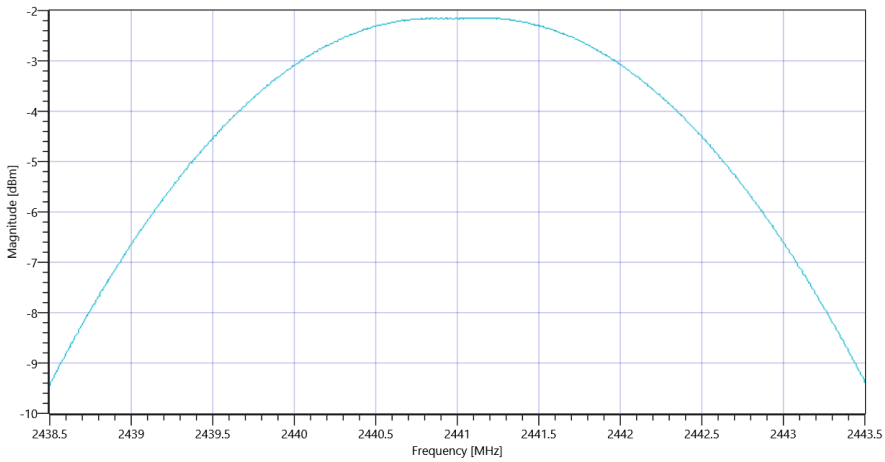


Plot_Common2G4 Peak Output Power conducted 3MHz_3MHz ~ BT Classic Basic rate_27112019_085905.png

## Test at TX 2480 MHz

| RESULT: BT Classic Connection check | | | | | |
|---|---|---|---|---|---|
| Test Description | Lower Limit | Upper Limit | Measured | Unit | Verdict |
| Connection result | --- | --- | --- | -- | TCON |

| READ SA SETTINGS: | |
|---|---|
| RefLevel [dBm] \| RefLevelOffset [dB] \| InpAtt [dB] | 6.46 \| 10.46 \| 15 |
| Start [MHz] \| Stop [MHz] | 2477.500 \| 2482.500 |
| RBW [MHz] \| VBW [MHz] | 3.000000 \| 3.000000 |
| Detector \| TraceMode | POS \| MAXH |
| Sweep: Time [ms] \| Count \| Points per Section \| Type | 1000 \| 10 \| 1001 \| SWE |

| RESULT: TC_VM_Common2G4_Peak_Output_Power_Conducted_3MHz_3MHz_V01 | | | | | |
|---|---|---|---|---|---|
| Test Description | Lower Limit | Upper Limit | Measured | Unit | Verdict |
| Peak Power | --- | --- | -3.42 | dBm | Information |
| Peak Power | --- | --- | 0.454988 | mW | Information |
| Frequency at Peak | --- | --- | 2479.79 | MHz | Information |

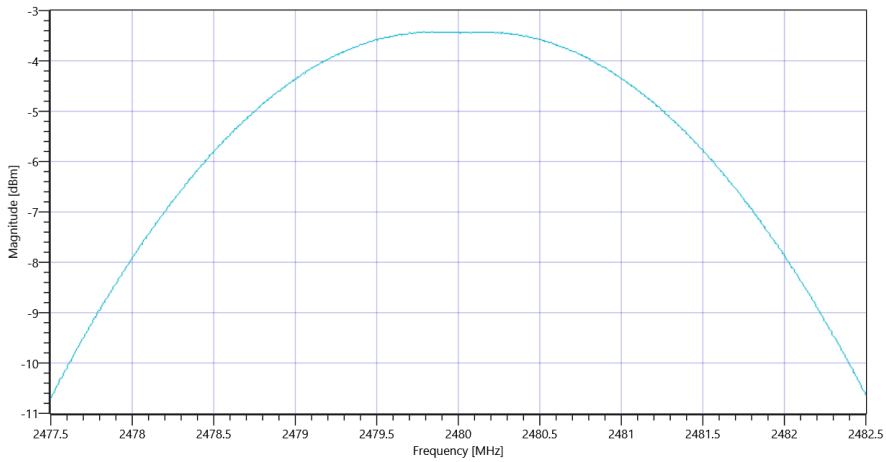


Plot_Common2G4 Peak Output Power conducted 3MHz_3MHz ~ BT Classic Basic rate_27112019_085929.png

| TEST FINISHED | | |
|---|---|---|
| General Verdict | 27.11.2019 08:59:29 / RT: 82 s | PASS |

# 3. FCC Part 15.247 Maximum Peak Conducted Output Power FHSS ~ BT Classic Basic rate

| Test References | |
|---|---|
| TC Start | 27.11.2019 08:59:33 |
| System Version | 1.0.0.24 |
| Test Specification | FCC Part 15.247 |
| Test Method | |
| Class / TC Version / TC ID | TC_VM_FCC15247_Maximum_Peak_Conducted_Output_Power_FHSS_V01 Version: 0.0.1 \| TCID_FCC15247_4 |
| My Description | FCC 15.247 Maximum Peak Output Power Conducted FHSS - BT Classic Basic Rate |
| Add. Information | |

| Test Parameter | |
|---|---|
| Technology to test | BT Classic Basic rate |
| Antenna Port used | 1 |
| Temperature | mid |
| Voltage | mid |
| Frequency low to test | True \| Freq [MHz] 2402 |
| Frequency mid to test | True \| Freq [MHz] 2441 |
| Frequency high to test | True \| Freq [MHz] 2480 |
| Switched Path | IUT - SignalingUnit - SpectrumAnalyzer |
| Devices in use | SigBT: Rohde&Schwarz,CMW,1201.0002k75/100683,3.7.70 \| SA: Rohde&Schwarz,FSV-30,1321.3008K30/103809,3.60 |

## Test at TX 2402 MHz

| RESULT: BT Classic Connection check | | | | | |
|---|---|---|---|---|---|
| Test Description | Lower Limit | Upper Limit | Measured | Unit | Verdict |
| Connection result | --- | --- | --- | -- | TCON |

| READ SA SETTINGS: | |
|---|---|
| RefLevel [dBm] \| RefLevelOffset [dB] \| InpAtt [dB] | 7.76 \| 10.29 \| 15 |
| Start [MHz] \| Stop [MHz] | 2399.500 \| 2404.500 |
| RBW [MHz] \| VBW [MHz] | 3.000000 \| 10.000000 |
| Detector \| TraceMode | POS \| MAXH |
| Sweep: Time [ms] \| Count \| Points per Section \| Type | 1000 \| 10 \| 1001 \| SWE |

| RESULT: TC_VM_FCC15247_Maximum_Peak_Conducted_Output_Power_FHSS_V01 | | | | | |
|---|---|---|---|---|---|
| Test Description | Lower Limit | Upper Limit | Measured | Unit | Verdict |
| Peak Power | --- | 30.00 | -2.11 | dBm | PASS |
| Peak Power | --- | 1000 | 0.615177 | mW | PASS |
| Frequency at Peak | --- | --- | 2401.855 | MHz | Information |

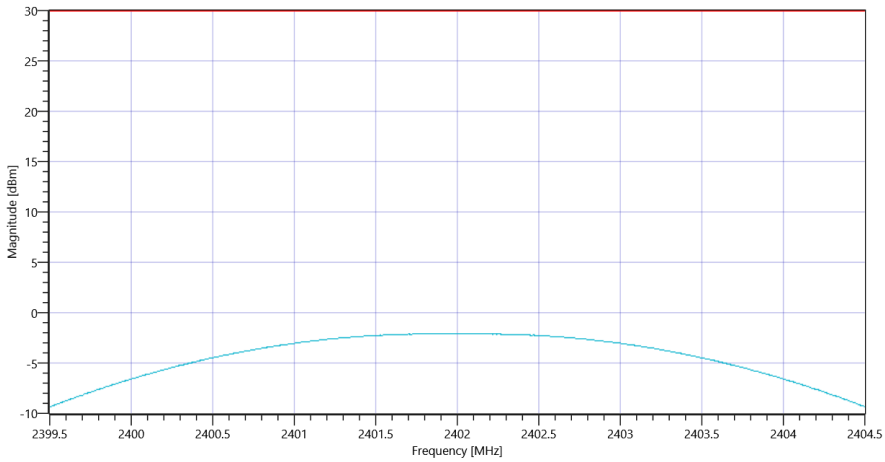


Plot_FCC Part 15.247 Maximum Peak Conducted Output Power FHSS ~ BT Classic Basic rate_27112019_090006.png

## Test at TX 2441 MHz

| RESULT: BT Classic Connection check | | | | | |
|---|---|---|---|---|---|
| Test Description | Lower Limit | Upper Limit | Measured | Unit | Verdict |
| Connection result | --- | --- | --- | -- | TCON |

| READ SA SETTINGS: | |
|---|---|
| RefLevel [dBm] \| RefLevelOffset [dB] \| InpAtt [dB] | 7.69 \| 10.41 \| 15 |
| Start [MHz] \| Stop [MHz] | 2438.500 \| 2443.500 |
| RBW [MHz] \| VBW [MHz] | 3.000000 \| 10.000000 |
| Detector \| TraceMode | POS \| MAXH |
| Sweep: Time [ms] \| Count \| Points per Section \| Type | 1000 \| 10 \| 1001 \| SWE |

| RESULT: TC_VM_FCC15247_Maximum_Peak_Conducted_Output_Power_FHSS_V01 | | | | | |
|---|---|---|---|---|---|
| Test Description | Lower Limit | Upper Limit | Measured | Unit | Verdict |
| Peak Power | --- | 30.00 | -2.21 | dBm | PASS |
| Peak Power | --- | 1000 | 0.601174 | mW | PASS |
| Frequency at Peak | --- | --- | 2441.13 | MHz | Information |

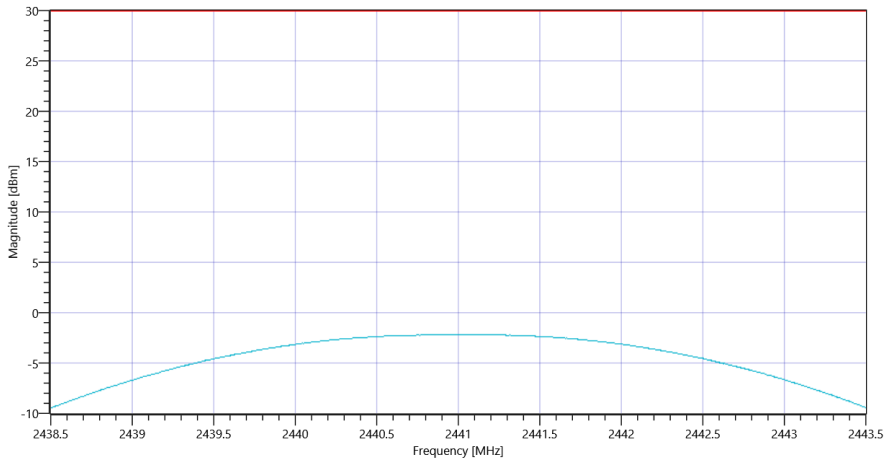


Plot_FCC Part 15.247 Maximum Peak Conducted Output Power FHSS ~ BT Classic Basic rate_27112019_090030.png

## Test at TX 2480 MHz

| RESULT: BT Classic Connection check | | | | | |
|---|---|---|---|---|---|
| Test Description | Lower Limit | Upper Limit | Measured | Unit | Verdict |
| Connection result | --- | --- | --- | -- | TCON |

| READ SA SETTINGS: | |
|---|---|
| RefLevel [dBm] \| RefLevelOffset [dB] \| InpAtt [dB] | 6.40 \| 10.46 \| 15 |
| Start [MHz] \| Stop [MHz] | 2477.500 \| 2482.500 |
| RBW [MHz] \| VBW [MHz] | 3.000000 \| 10.000000 |
| Detector \| TraceMode | POS \| MAXH |
| Sweep: Time [ms] \| Count \| Points per Section \| Type | 1000 \| 10 \| 1001 \| SWE |

| RESULT: TC_VM_FCC15247_Maximum_Peak_Conducted_Output_Power_FHSS_V01 | | | | | |
|---|---|---|---|---|---|
| Test Description | Lower Limit | Upper Limit | Measured | Unit | Verdict |
| Peak Power | --- | 30.00 | -3.48 | dBm | PASS |
| Peak Power | --- | 1000 | 0.448745 | mW | PASS |
| Frequency at Peak | --- | --- | 2479.83 | MHz | Information |

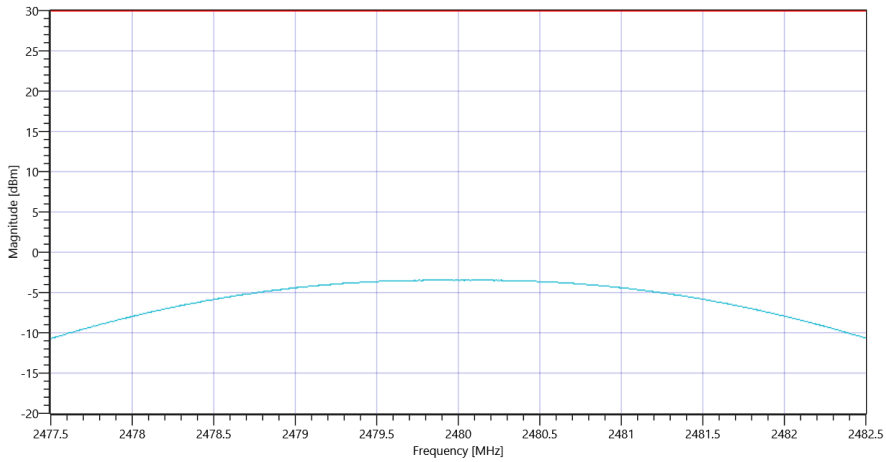


Plot_FCC Part 15.247 Maximum Peak Conducted Output Power FHSS ~ BT Classic Basic rate_27112019_090055.png

| TEST FINISHED | | |
|---|---|---|
| General Verdict | 27.11.2019 09:00:55 / RT: 81 s | PASS |

# 4. FCC Part 15.247 Maximum Peak Conducted Output Power FHSS ~ BT Classic EDR Pi/4DQPSK

| Test References | |
|---|---|
| TC Start | 27.11.2019 09:21:48 |
| System Version | 1.0.0.24 |
| Test Specification | FCC Part 15.247 |
| Test Method | |
| Class / TC Version / TC ID | TC_VM_FCC15247_Maximum_Peak_Conducted_Output_Power_FHSS_V01 Version: 0.0.1 \| TCID_FCC15247_4 |
| My Description | FCC 15.247 Maximum Peak Output Power Conducted FHSS - BT Classic EDR Pi/4DQPSK |
| Add. Information | |

| Test Parameter | |
|---|---|
| Technology to test | BT Classic EDR Pi/4DQPSK |
| Antenna Port used | 1 |
| Temperature | mid |
| Voltage | mid |
| Frequency low to test | True \| Freq [MHz] 2402 |
| Frequency mid to test | True \| Freq [MHz] 2441 |
| Frequency high to test | True \| Freq [MHz] 2480 |
| Switched Path | IUT - SignalingUnit - SpectrumAnalyzer |
| Devices in use | SigBT: Rohde&Schwarz,CMW,1201.0002k75/100683,3.7.70 \| SA: Rohde&Schwarz,FSV-30,1321.3008K30/103809,3.60 |

## Test at TX 2402 MHz

| RESULT: BT Classic Connection check | | | | | |
|---|---|---|---|---|---|
| Test Description | Lower Limit | Upper Limit | Measured | Unit | Verdict |
| Connection result | --- | --- | --- | -- | TCON |

| READ SA SETTINGS: | |
|---|---|
| RefLevel [dBm] \| RefLevelOffset [dB] \| InpAtt [dB] | 8.80 \| 10.29 \| 15 |
| Start [MHz] \| Stop [MHz] | 2398.750 \| 2405.250 |
| RBW [MHz] \| VBW [MHz] | 3.000000 \| 10.000000 |
| Detector \| TraceMode | POS \| MAXH |
| Sweep: Time [ms] \| Count \| Points per Section \| Type | 1000 \| 10 \| 1001 \| SWE |

| RESULT: TC_VM_FCC15247_Maximum_Peak_Conducted_Output_Power_FHSS_V01 | | | | | |
|---|---|---|---|---|---|
| Test Description | Lower Limit | Upper Limit | Measured | Unit | Verdict |
| Peak Power | --- | 30.00 | -0.1 | dBm | PASS |
| Peak Power | --- | 1000 | 0.977237 | mW | PASS |
| Frequency at Peak | --- | --- | 2401.916 | MHz | Information |

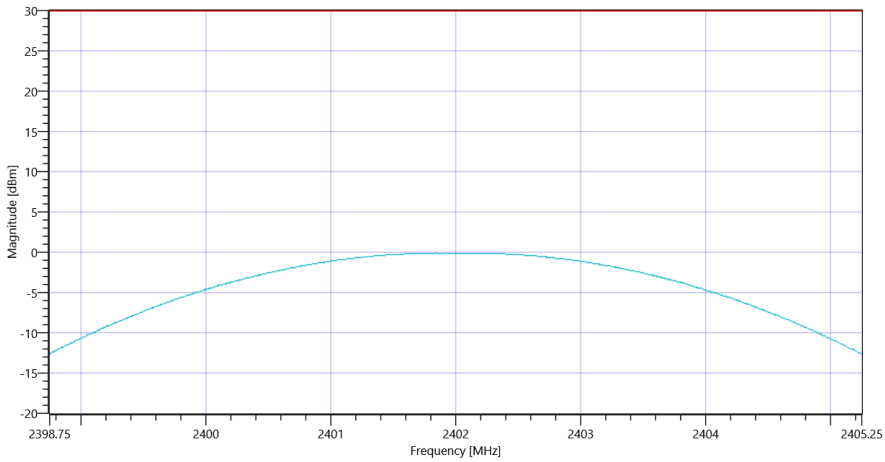


Plot_FCC Part 15.247 Maximum Peak Conducted Output Power FHSS ~ BT Classic EDR Pi-4DQPSK_27112019_092221.png

## Test at TX 2441 MHz

| RESULT: BT Classic Connection check | | | | | |
|---|---|---|---|---|---|
| Test Description | Lower Limit | Upper Limit | Measured | Unit | Verdict |
| Connection result | --- | --- | --- | -- | TCON |

| READ SA SETTINGS: | |
|---|---|
| RefLevel [dBm] \| RefLevelOffset [dB] \| InpAtt [dB] | 9.00 \| 10.41 \| 15 |
| Start [MHz] \| Stop [MHz] | 2437.750 \| 2444.250 |
| RBW [MHz] \| VBW [MHz] | 3.000000 \| 10.000000 |
| Detector \| TraceMode | POS \| MAXH |
| Sweep: Time [ms] \| Count \| Points per Section \| Type | 1000 \| 10 \| 1001 \| SWE |

| RESULT: TC_VM_FCC15247_Maximum_Peak_Conducted_Output_Power_FHSS_V01 | | | | | |
|---|---|---|---|---|---|
| Test Description | Lower Limit | Upper Limit | Measured | Unit | Verdict |
| Peak Power | --- | 30.00 | -0.06 | dBm | PASS |
| Peak Power | --- | 1000 | 0.986279 | mW | PASS |
| Frequency at Peak | --- | --- | 2441.091 | MHz | Information |

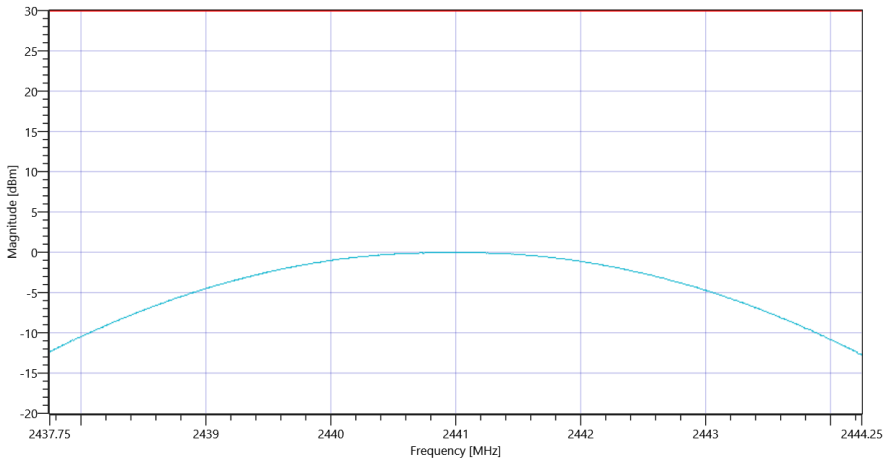


Plot_FCC Part 15.247 Maximum Peak Conducted Output Power FHSS ~ BT Classic EDR Pi-4DQPSK_27112019_092246.png

## Test at TX 2480 MHz

| RESULT: BT Classic Connection check | | | | | |
|---|---|---|---|---|---|
| Test Description | Lower Limit | Upper Limit | Measured | Unit | Verdict |
| Connection result | --- | --- | --- | -- | TCON |

| READ SA SETTINGS: | |
|---|---|
| RefLevel [dBm] \| RefLevelOffset [dB] \| InpAtt [dB] | 7.29 \| 10.46 \| 15 |
| Start [MHz] \| Stop [MHz] | 2476.750 \| 2483.250 |
| RBW [MHz] \| VBW [MHz] | 3.000000 \| 10.000000 |
| Detector \| TraceMode | POS \| MAXH |
| Sweep: Time [ms] \| Count \| Points per Section \| Type | 1000 \| 10 \| 1001 \| SWE |

| RESULT: TC_VM_FCC15247_Maximum_Peak_Conducted_Output_Power_FHSS_V01 | | | | | |
|---|---|---|---|---|---|
| Test Description | Lower Limit | Upper Limit | Measured | Unit | Verdict |
| Peak Power | --- | 30.00 | -1.43 | dBm | PASS |
| Peak Power | --- | 1000 | 0.719449 | mW | PASS |
| Frequency at Peak | --- | --- | 2480.02 | MHz | Information |

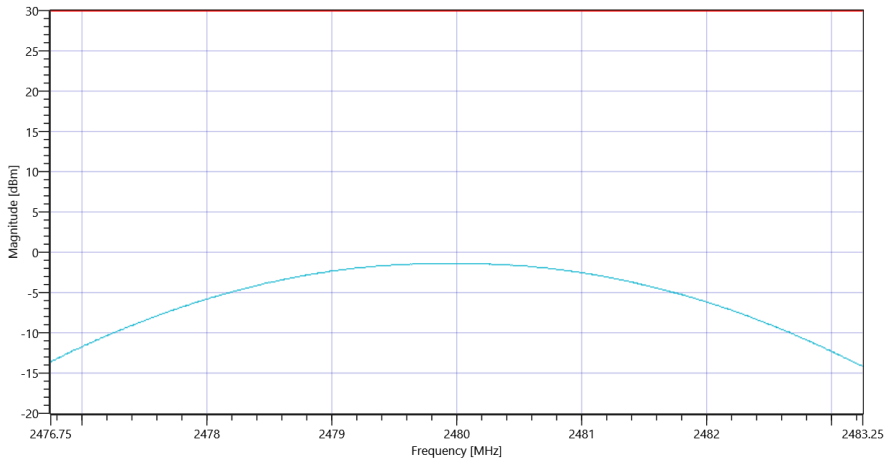


Plot_FCC Part 15.247 Maximum Peak Conducted Output Power FHSS ~ BT Classic EDR Pi-4DQPSK_27112019_092310.png

| TEST FINISHED | | |
|---|---|---|
| General Verdict | 27.11.2019 09:23:10 / RT: 82 s | PASS |

# 5. FCC Part 15.247 Maximum Peak Conducted Output Power FHSS ~ BT Classic EDR 8DPSK

| Test References | |
|---|---|
| TC Start | 27.11.2019 09:44:05 |
| System Version | 1.0.0.24 |
| Test Specification | FCC Part 15.247 |
| Test Method | |
| Class / TC Version / TC ID | TC_VM_FCC15247_Maximum_Peak_Conducted_Output_Power_FHSS_V01 Version: 0.0.1 \| TCID_FCC15247_4 |
| My Description | FCC 15.247 Maximum Peak Output Power Conducted FHSS - BT Classic EDR 8DPSK |
| Add. Information | |

| Test Parameter | |
|---|---|
| Technology to test | BT Classic EDR 8DPSK |
| Antenna Port used | 1 |
| Temperature | mid |
| Voltage | mid |
| Frequency low to test | True \| Freq [MHz] 2402 |
| Frequency mid to test | True \| Freq [MHz] 2441 |
| Frequency high to test | True \| Freq [MHz] 2480 |
| Switched Path | IUT - SignalingUnit - SpectrumAnalyzer |
| Devices in use | SigBT: Rohde&Schwarz,CMW,1201.0002k75/100683,3.7.70 \| SA: Rohde&Schwarz,FSV-30,1321.3008K30/103809,3.60 |

## Test at TX 2402 MHz

| RESULT: BT Classic Connection check | | | | | |
|---|---|---|---|---|---|
| Test Description | Lower Limit | Upper Limit | Measured | Unit | Verdict |
| Connection result | --- | --- | --- | -- | TCON |

| READ SA SETTINGS: | |
|---|---|
| RefLevel [dBm] \| RefLevelOffset [dB] \| InpAtt [dB] | 8.46 \| 10.29 \| 15 |
| Start [MHz] \| Stop [MHz] | 2398.750 \| 2405.250 |
| RBW [MHz] \| VBW [MHz] | 3.000000 \| 10.000000 |
| Detector \| TraceMode | POS \| MAXH |
| Sweep: Time [ms] \| Count \| Points per Section \| Type | 1000 \| 10 \| 1001 \| SWE |

| RESULT: TC_VM_FCC15247_Maximum_Peak_Conducted_Output_Power_FHSS_V01 | | | | | |
|---|---|---|---|---|---|
| Test Description | Lower Limit | Upper Limit | Measured | Unit | Verdict |
| Peak Power | --- | 30.00 | 0 | dBm | PASS |
| Peak Power | --- | 1000 | 1 | mW | PASS |
| Frequency at Peak | --- | --- | 2401.942 | MHz | Information |

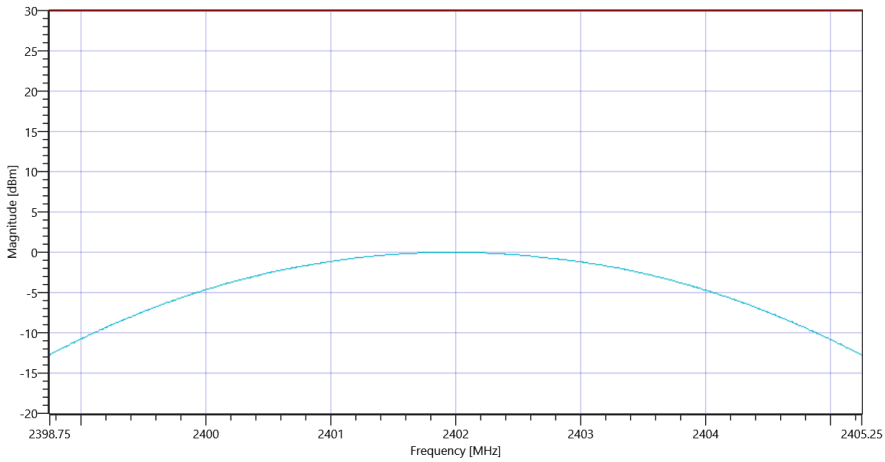


Plot_FCC Part 15.247 Maximum Peak Conducted Output Power FHSS ~ BT Classic EDR 8DPSK_27112019_094439.png

## Test at TX 2441 MHz

| RESULT: BT Classic Connection check | | | | | |
|---|---|---|---|---|---|
| Test Description | Lower Limit | Upper Limit | Measured | Unit | Verdict |
| Connection result | --- | --- | --- | -- | TCON |

| READ SA SETTINGS: | |
|---|---|
| RefLevel [dBm] \| RefLevelOffset [dB] \| InpAtt [dB] | 8.73 \| 10.41 \| 15 |
| Start [MHz] \| Stop [MHz] | 2437.750 \| 2444.250 |
| RBW [MHz] \| VBW [MHz] | 3.000000 \| 10.000000 |
| Detector \| TraceMode | POS \| MAXH |
| Sweep: Time [ms] \| Count \| Points per Section \| Type | 1000 \| 10 \| 1001 \| SWE |

| RESULT: TC_VM_FCC15247_Maximum_Peak_Conducted_Output_Power_FHSS_V01 | | | | | |
|---|---|---|---|---|---|
| Test Description | Lower Limit | Upper Limit | Measured | Unit | Verdict |
| Peak Power | --- | 30.00 | 0.04 | dBm | PASS |
| Peak Power | --- | 1000 | 1.009253 | mW | PASS |
| Frequency at Peak | --- | --- | 2440.916 | MHz | Information |

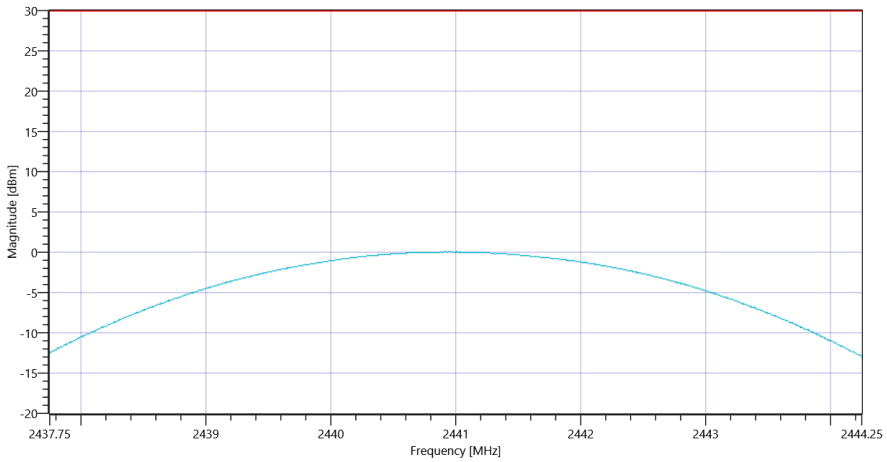


Plot_FCC Part 15.247 Maximum Peak Conducted Output Power FHSS ~ BT Classic EDR 8DPSK_27112019_094504.png

## Test at TX 2480 MHz

| RESULT: BT Classic Connection check | | | | | |
|---|---|---|---|---|---|
| Test Description | Lower Limit | Upper Limit | Measured | Unit | Verdict |
| Connection result | --- | --- | --- | -- | TCON |

| READ SA SETTINGS: | |
|---|---|
| RefLevel [dBm] \| RefLevelOffset [dB] \| InpAtt [dB] | 7.45 \| 10.46 \| 15 |
| Start [MHz] \| Stop [MHz] | 2476.750 \| 2483.250 |
| RBW [MHz] \| VBW [MHz] | 3.000000 \| 10.000000 |
| Detector \| TraceMode | POS \| MAXH |
| Sweep: Time [ms] \| Count \| Points per Section \| Type | 1000 \| 10 \| 1001 \| SWE |

| RESULT: TC_VM_FCC15247_Maximum_Peak_Conducted_Output_Power_FHSS_V01 | | | | | |
|---|---|---|---|---|---|
| Test Description | Lower Limit | Upper Limit | Measured | Unit | Verdict |
| Peak Power | --- | 30.00 | -1.31 | dBm | PASS |
| Peak Power | --- | 1000 | 0.739605 | mW | PASS |
| Frequency at Peak | --- | --- | 2479.903 | MHz | Information |

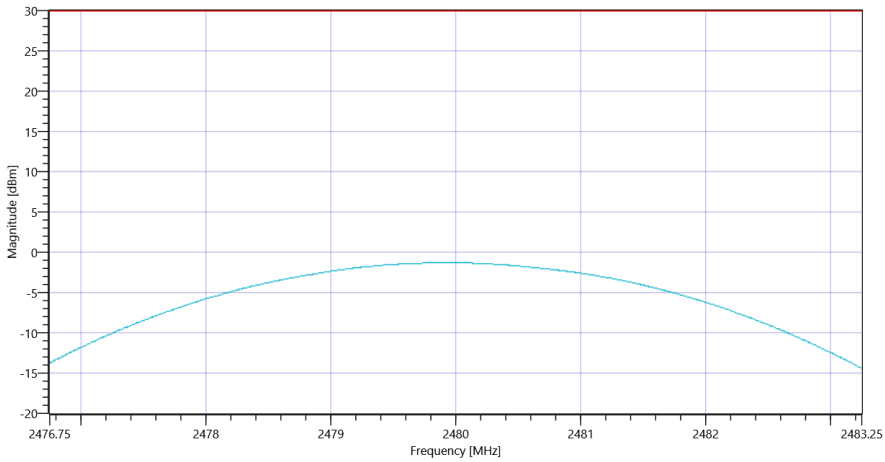


Plot_FCC Part 15.247 Maximum Peak Conducted Output Power FHSS ~ BT Classic EDR 8DPSK_27112019_094528.png

| TEST FINISHED | | |
|---|---|---|
| General Verdict | 27.11.2019 09:45:29 / RT: 83 s | PASS |

# 6. FCC Part 15.247 Number Of Hopping Channels FHSS ~ BT Classic Basic rate

| Test References | |
|---|---|
| TC Start | 27.11.2019 09:00:59 |
| System Version | 1.0.0.24 |
| Test Specification | FCC Part 15.247 |
| Test Method | |
| Class / TC Version / TC ID | TC_VM_FCC15247_Number_of_hopping_channels_FHSS_V01 Version: 0.0.1 \| TCID_FCC15247_5 |
| My Description | FCC 15.247 Number Of Hopping Channels FHSS - BT Classic Basic Rate |
| Add. Information | |

| Test Parameter | |
|---|---|
| Technology to test | BT Classic Basic rate |
| Antenna Port used | 1 |
| Temperature | mid |
| Voltage | mid |
| Frequency low to test | False \| Freq [MHz] 2402 |
| Frequency mid to test | False \| Freq [MHz] 2441 |
| Frequency high to test | False \| Freq [MHz] 2480 |
| Device in hopping mode | True |
| Switched Path | IUT - SignalingUnit - SpectrumAnalyzer |
| Devices in use | SigBT: Rohde&Schwarz,CMW,1201.0002k75/100683,3.7.70 \| SA: Rohde&Schwarz,FSV-30,1321.3008K30/103809,3.60 |

## Test at TX hopping MHz

| RESULT: BT Classic Connection check | | | | | |
|---|---|---|---|---|---|
| Test Description | Lower Limit | Upper Limit | Measured | Unit | Verdict |
| Connection result | --- | --- | --- | -- | TCON |

| READ SA SETTINGS: | |
|---|---|
| RefLevel [dBm] \| RefLevelOffset [dB] \| InpAtt [dB] | 2.89 \| 10.41 \| 10 |
| Start [MHz] \| Stop [MHz] | 2399.000 \| 2483.000 |
| RBW [MHz] \| VBW [MHz] | 0.200000 \| 0.500000 |
| Detector \| TraceMode | POS \| MAXH |
| Sweep: Time [ms] \| Count \| Points per Section \| Type | 1 \| 10000 \| 1001 \| SWE |

| RESULT: TC_VM_FCC15247_Number_of_hopping_channels_FHSS_V01 | | | | | |
|---|---|---|---|---|---|
| Test Description | Lower Limit | Upper Limit | Measured | Unit | Verdict |
| Hopp channel (rounded) | --- | --- | 2402 | MHz | Information |
| Hopp channel (rounded) | --- | --- | 2403 | MHz | Information |
| Hopp channel (rounded) | --- | --- | 2404 | MHz | Information |
| Hopp channel (rounded) | --- | --- | 2405 | MHz | Information |
| Hopp channel (rounded) | --- | --- | 2406 | MHz | Information |
| Hopp channel (rounded) | --- | --- | 2407 | MHz | Information |
| Hopp channel (rounded) | --- | --- | 2408 | MHz | Information |
| Hopp channel (rounded) | --- | --- | 2409 | MHz | Information |
| Hopp channel (rounded) | --- | --- | 2410 | MHz | Information |
| Hopp channel (rounded) | --- | --- | 2411 | MHz | Information |
| Hopp channel (rounded) | --- | --- | 2412 | MHz | Information |
| Hopp channel (rounded) | --- | --- | 2413 | MHz | Information |
| Hopp channel (rounded) | --- | --- | 2414 | MHz | Information |
| Hopp channel (rounded) | --- | --- | 2415 | MHz | Information |
| Hopp channel (rounded) | --- | --- | 2416 | MHz | Information |
| Hopp channel (rounded) | --- | --- | 2417 | MHz | Information |
| Hopp channel (rounded) | --- | --- | 2418 | MHz | Information |
| Hopp channel (rounded) | --- | --- | 2419 | MHz | Information |
| Hopp channel (rounded) | --- | --- | 2420 | MHz | Information |
| Hopp channel (rounded) | --- | --- | 2421 | MHz | Information |
| Hopp channel (rounded) | --- | --- | 2422 | MHz | Information |
| Hopp channel (rounded) | --- | --- | 2423 | MHz | Information |
| Hopp channel (rounded) | --- | --- | 2424 | MHz | Information |
| Hopp channel (rounded) | --- | --- | 2425 | MHz | Information |
| Hopp channel (rounded) | --- | --- | 2426 | MHz | Information |
| Hopp channel (rounded) | --- | --- | 2427 | MHz | Information |
| Hopp channel (rounded) | --- | --- | 2428 | MHz | Information |
| Hopp channel (rounded) | --- | --- | 2429 | MHz | Information |
| Hopp channel (rounded) | --- | --- | 2430 | MHz | Information |
| Hopp channel (rounded) | --- | --- | 2431 | MHz | Information |
| Hopp channel (rounded) | --- | --- | 2432 | MHz | Information |
| Hopp channel (rounded) | --- | --- | 2433 | MHz | Information |
| Hopp channel (rounded) | --- | --- | 2434 | MHz | Information |
| Hopp channel (rounded) | --- | --- | 2435 | MHz | Information |
| Hopp channel (rounded) | --- | --- | 2436 | MHz | Information |
| Hopp channel (rounded) | --- | --- | 2437 | MHz | Information |
| Hopp channel (rounded) | --- | --- | 2438 | MHz | Information |
| Hopp channel (rounded) | --- | --- | 2439 | MHz | Information |
| Hopp channel (rounded) | --- | --- | 2440 | MHz | Information |
| Hopp channel (rounded) | --- | --- | 2441 | MHz | Information |
| Hopp channel (rounded) | --- | --- | 2442 | MHz | Information |
| Hopp channel (rounded) | --- | --- | 2443 | MHz | Information |

| | | | | | |
|---|---|---|---|---|---|
| Hopp channel (rounded) | --- | --- | 2444 | MHz | Information |
| Hopp channel (rounded) | --- | --- | 2445 | MHz | Information |
| Hopp channel (rounded) | --- | --- | 2446 | MHz | Information |
| Hopp channel (rounded) | --- | --- | 2447 | MHz | Information |
| Hopp channel (rounded) | --- | --- | 2448 | MHz | Information |
| Hopp channel (rounded) | --- | --- | 2449 | MHz | Information |
| Hopp channel (rounded) | --- | --- | 2450 | MHz | Information |
| Hopp channel (rounded) | --- | --- | 2451 | MHz | Information |
| Hopp channel (rounded) | --- | --- | 2452 | MHz | Information |
| Hopp channel (rounded) | --- | --- | 2453 | MHz | Information |
| Hopp channel (rounded) | --- | --- | 2454 | MHz | Information |
| Hopp channel (rounded) | --- | --- | 2455 | MHz | Information |
| Hopp channel (rounded) | --- | --- | 2456 | MHz | Information |
| Hopp channel (rounded) | --- | --- | 2457 | MHz | Information |
| Hopp channel (rounded) | --- | --- | 2458 | MHz | Information |
| Hopp channel (rounded) | --- | --- | 2459 | MHz | Information |
| Hopp channel (rounded) | --- | --- | 2460 | MHz | Information |
| Hopp channel (rounded) | --- | --- | 2461 | MHz | Information |
| Hopp channel (rounded) | --- | --- | 2462 | MHz | Information |
| Hopp channel (rounded) | --- | --- | 2463 | MHz | Information |
| Hopp channel (rounded) | --- | --- | 2464 | MHz | Information |
| Hopp channel (rounded) | --- | --- | 2465 | MHz | Information |
| Hopp channel (rounded) | --- | --- | 2466 | MHz | Information |
| Hopp channel (rounded) | --- | --- | 2467 | MHz | Information |
| Hopp channel (rounded) | --- | --- | 2468 | MHz | Information |
| Hopp channel (rounded) | --- | --- | 2469 | MHz | Information |
| Hopp channel (rounded) | --- | --- | 2470 | MHz | Information |
| Hopp channel (rounded) | --- | --- | 2471 | MHz | Information |
| Hopp channel (rounded) | --- | --- | 2472 | MHz | Information |
| Hopp channel (rounded) | --- | --- | 2473 | MHz | Information |
| Hopp channel (rounded) | --- | --- | 2474 | MHz | Information |
| Hopp channel (rounded) | --- | --- | 2475 | MHz | Information |
| Hopp channel (rounded) | --- | --- | 2476 | MHz | Information |
| Hopp channel (rounded) | --- | --- | 2477 | MHz | Information |
| Hopp channel (rounded) | --- | --- | 2478 | MHz | Information |
| Hopp channel (rounded) | --- | --- | 2479 | MHz | Information |
| Hopp channel (rounded) | --- | --- | 2480 | MHz | Information |
| Σ Hopping channels | 15 | --- | 79 | Number | PASS |

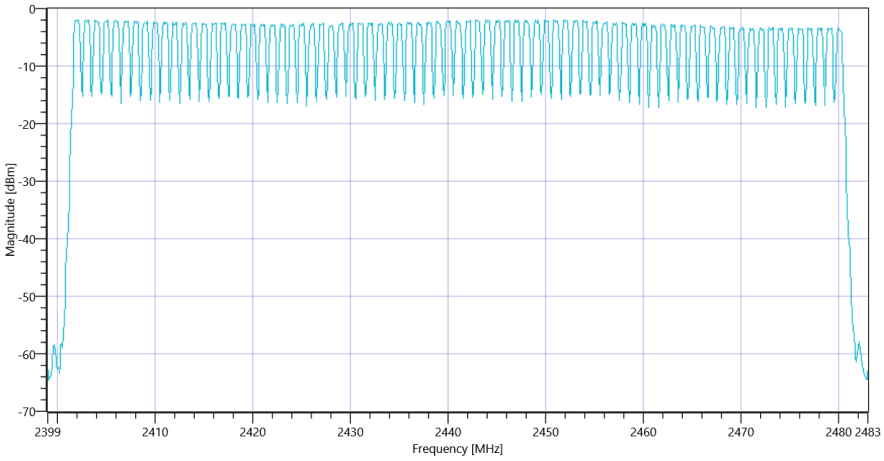


Plot_FCC Part 15.247 Number Of Hopping Channels FHSS ~ BT Classic Basic rate_27112019_090146.png

TEST FINISHED

| | | |
|---|---|---|
| General Verdict | 27.11.2019 09:01:46 / RT: 47 s | PASS |

# 7. FCC Part 15.247 Carrier Frequency Separation FHSS ~ BT Classic Basic rate

| Test References | |
|---|---|
| TC Start | 27.11.2019 09:01:50 |
| System Version | 1.0.0.24 |
| Test Specification | FCC Part 15.247 |
| Test Method | |
| Class / TC Version / TC ID | TC_VM_FCC15247_Carrier_Frequency_Separation_FHSS_V01 Version: 0.0.1 \| TCID_FCC15247_9 |
| My Description | FCC 15.247 Carrier Frequency Separation FHSS - BT Classic Basic Rate |
| Add. Information | |

| Test Parameter | |
|---|---|
| Technology to test | BT Classic Basic rate |
| Antenna Port used | 1 |
| Temperature | mid |
| Voltage | mid |
| Frequency low to test | False \| Freq [MHz] 2402 |
| Frequency mid to test | False \| Freq [MHz] 2441 |
| Frequency high to test | False \| Freq [MHz] 2480 |
| Device in hopping mode | True |
| Switched Path | IUT - SignalingUnit - SpectrumAnalyzer |
| Devices in use | SigBT: Rohde&Schwarz,CMW,1201.0002k75/100683,3.7.70 \| SA: Rohde&Schwarz,FSV-30,1321.3008K30/103809,3.60 |

## Test at TX hopping MHz

| RESULT: BT Classic Connection check | | | | | |
|---|---|---|---|---|---|
| Test Description | Lower Limit | Upper Limit | Measured | Unit | Verdict |
| Connection result | --- | --- | --- | -- | TCON |

| READ SA SETTINGS: | |
|---|---|
| RefLevel [dBm] \| RefLevelOffset [dB] \| InpAtt [dB] | 2.83 \| 10.41 \| 10 |
| Start [MHz] \| Stop [MHz] | 2435.500 \| 2445.500 |
| RBW [MHz] \| VBW [MHz] | 0.100000 \| 0.300000 |
| Detector \| TraceMode | POS \| MAXH |
| Sweep: Time [ms] \| Count \| Points per Section \| Type | 1 \| 20000 \| 1001 \| SWE |

| RESULT: TC_VM_FCC15247_Carrier_Frequency_Separation_FHSS_V01 | | | | | |
|---|---|---|---|---|---|
| Test Description | Lower Limit | Upper Limit | Measured | Unit | Verdict |
| 1 CFS n to n+1 (rnd) | 0.025 | --- | 1 | MHz | PASS |
| 1 CFS n to n+1 (rnd) | 0.667 (2/3 Nom.BW) | --- | 1 | MHz | PASS |
| 2 CFS n to n+1 (rnd) | 0.025 | --- | 1 | MHz | PASS |
| 2 CFS n to n+1 (rnd) | 0.667 (2/3 Nom.BW) | --- | 1 | MHz | PASS |
| 3 CFS n to n+1 (rnd) | 0.025 | --- | 1 | MHz | PASS |
| 3 CFS n to n+1 (rnd) | 0.667 (2/3 Nom.BW) | --- | 1 | MHz | PASS |
| 4 CFS n to n+1 (rnd) | 0.025 | --- | 1 | MHz | PASS |
| 4 CFS n to n+1 (rnd) | 0.667 (2/3 Nom.BW) | --- | 1 | MHz | PASS |
| 5 CFS n to n+1 (rnd) | 0.025 | --- | 1 | MHz | PASS |
| 5 CFS n to n+1 (rnd) | 0.667 (2/3 Nom.BW) | --- | 1 | MHz | PASS |
| 6 CFS n to n+1 (rnd) | 0.025 | --- | 1 | MHz | PASS |
| 6 CFS n to n+1 (rnd) | 0.667 (2/3 Nom.BW) | --- | 1 | MHz | PASS |
| 7 CFS n to n+1 (rnd) | 0.025 | --- | 1 | MHz | PASS |
| 7 CFS n to n+1 (rnd) | 0.667 (2/3 Nom.BW) | --- | 1 | MHz | PASS |
| 8 CFS n to n+1 (rnd) | 0.025 | --- | 1 | MHz | PASS |
| 8 CFS n to n+1 (rnd) | 0.667 (2/3 Nom.BW) | --- | 1 | MHz | PASS |
| 9 CFS n to n+1 (rnd) | 0.025 | --- | 1 | MHz | PASS |
| 9 CFS n to n+1 (rnd) | 0.667 (2/3 Nom.BW) | --- | 1 | MHz | PASS |
| Carrier Freq. (rnd) | --- | --- | 2436 | MHz | Information |
| Carrier Freq. (rnd) | --- | --- | 2437 | MHz | Information |
| Carrier Freq. (rnd) | --- | --- | 2438 | MHz | Information |
| Carrier Freq. (rnd) | --- | --- | 2439 | MHz | Information |
| Carrier Freq. (rnd) | --- | --- | 2440 | MHz | Information |
| Carrier Freq. (rnd) | --- | --- | 2441 | MHz | Information |
| Carrier Freq. (rnd) | --- | --- | 2442 | MHz | Information |
| Carrier Freq. (rnd) | --- | --- | 2443 | MHz | Information |
| Carrier Freq. (rnd) | --- | --- | 2444 | MHz | Information |
| Carrier Freq. (rnd) | --- | --- | 2445 | MHz | Information |

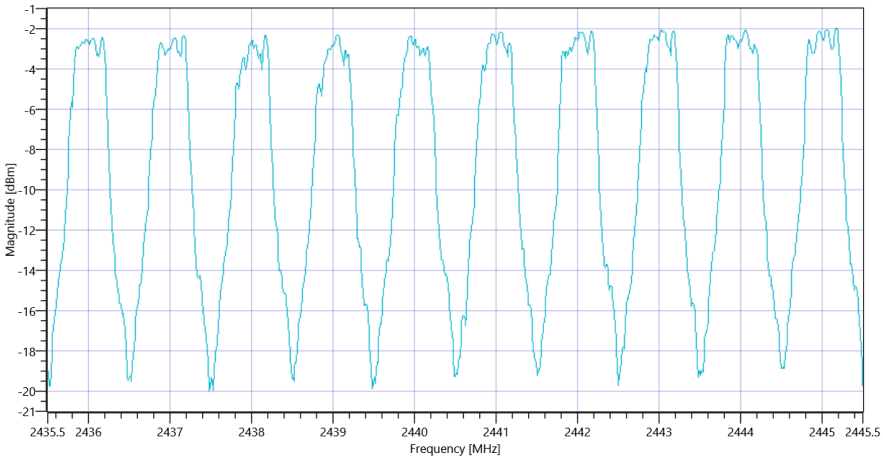


Plot_FCC Part 15.247 Carrier Frequency Separation FHSS ~ BT Classic Basic rate_27112019_090349.png

| TEST FINISHED | | |
|---|---|---|
| General Verdict | 27.11.2019 09:03:49 / RT: 119 s | PASS |

# 8. FCC Part 15.247 Bandwidth 99PCT-20dB ~ BT Classic Basic rate

| Test References | |
|---|---|
| TC Start | 27.11.2019 09:03:53 |
| System Version | 1.0.0.24 |
| Test Specification | FCC Part 15.247 |
| Test Method | |
| Class / TC Version / TC ID | TC_VM_FCC15247_Bandwidth_99PCT_20dB_DTS_FHSS_V01 Version: 0.0.2 \| TCID_FCC15247_2 |
| My Description | FCC 15.247 Bandwidth 99PCT - 20dB FHSS - BT Classic Basic Rate |
| Add. Information | |

| Test Parameter | |
|---|---|
| Technology to test | BT Classic Basic rate |
| Antenna Port used | 1 |
| Temperature | mid |
| Voltage | mid |
| Frequency low to test | True \| Freq [MHz] 2402 |
| Frequency mid to test | True \| Freq [MHz] 2441 |
| Frequency high to test | True \| Freq [MHz] 2480 |
| Switched Path | IUT - SignalingUnit - SpectrumAnalyzer |
| Devices in use | SigBT: Rohde&Schwarz,CMW,1201.0002k75/100683,3.7.70 \| SA: Rohde&Schwarz,FSV-30,1321.3008K30/103809,3.60 |

## Test at TX 2402 MHz

| RESULT: BT Classic Connection check | | | | | |
|---|---|---|---|---|---|
| Test Description | Lower Limit | Upper Limit | Measured | Unit | Verdict |
| Connection result | --- | --- | --- | -- | TCON |

| READ SA SETTINGS: | |
|---|---|
| RefLevel [dBm] \| RefLevelOffset [dB] \| InpAtt [dB] | 2.56 \| 10.29 \| 10 |
| Start [MHz] \| Stop [MHz] | 2401.000 \| 2403.000 |
| RBW [MHz] \| VBW [MHz] | 0.020000 \| 0.050000 |
| Detector \| TraceMode | POS \| MAXH |
| Sweep: Time [ms] \| Count \| Points per Section \| Type | 50 \| 200 \| 10001 \| SWE |

| RESULT: TC_VM_FCC15247_Bandwidth_99PCT_20dB_DTS_FHSS_V01 | | | | | |
|---|---|---|---|---|---|
| Test Description | Lower Limit | Upper Limit | Measured | Unit | Verdict |
| Bandwidth 99% | --- | --- | 849 | kHz | Information |
| T1 99% | 2400.000000 | --- | 2401.5752 | MHz | PASS |
| T2 99% | --- | 2483.500000 | 2402.4242 | MHz | PASS |

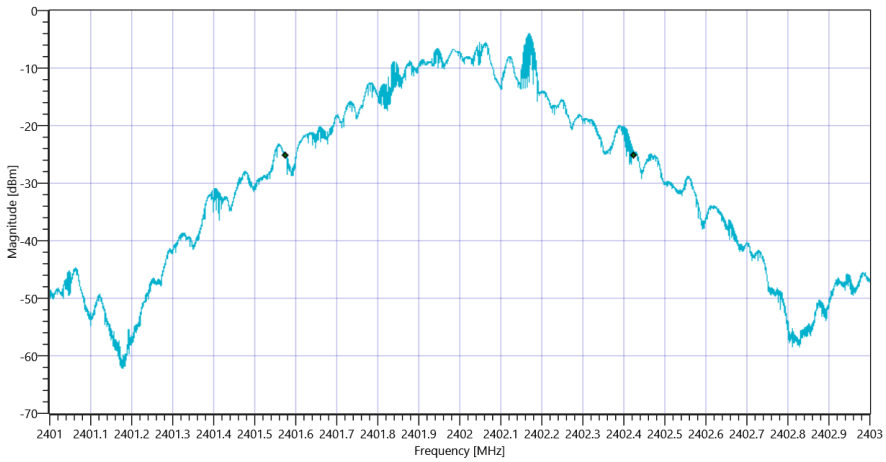


Plot_FCC Part 15.247 Bandwidth 99PCT-20dB ~ BT Classic Basic rate 99PCT_27112019_090427.png

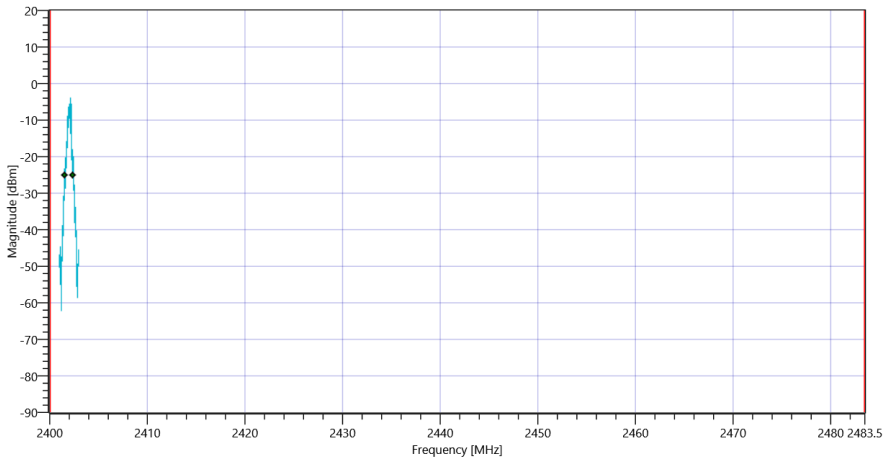


Plot_FCC Part 15.247 Bandwidth 99PCT-20dB ~ BT Classic Basic rate_27112019_090429.png

| RESULT: TC_VM_FCC15247_Bandwidth_99PCT_20dB_DTS_FHSS_V01 | | | | | |
|---|---|---|---|---|---|
| Test Description | Lower Limit | Upper Limit | Measured | Unit | Verdict |
| Bandwidth 20dB | --- | --- | 869 | kHz | Information |
| T1 20dB | 2400.000000 | --- | 2401.5522 | MHz | PASS |

| | | | | | |
|---|---|---|---|---|---|
| T2 20dB | --- | 2483.500000 | 2402.4214 | MHz | PASS |

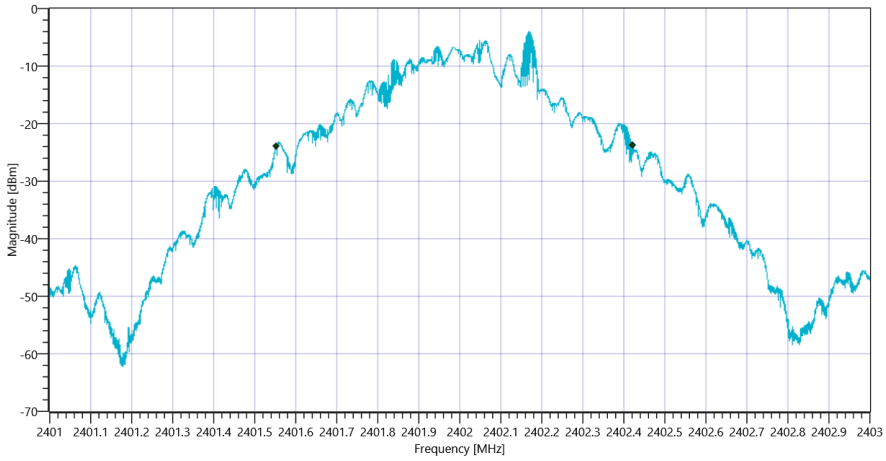


Plot_FCC Part 15.247 Bandwidth 99PCT-20dB ~ BT Classic Basic rate 20dB_27112019_090433.png

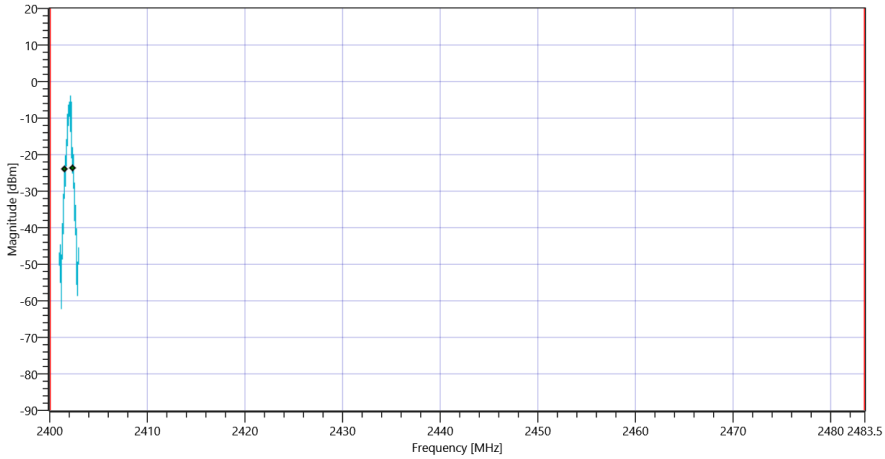


Plot_FCC Part 15.247 Bandwidth 99PCT-20dB ~ BT Classic Basic rate_27112019_090436.png

## Test at TX 2441 MHz

| RESULT: BT Classic Connection check | | | | | |
|---|---|---|---|---|---|
| Test Description | Lower Limit | Upper Limit | Measured | Unit | Verdict |
| Connection result | --- | --- | --- | -- | TCON |

| READ SA SETTINGS: | |
|---|---|
| RefLevel [dBm] \| RefLevelOffset [dB] \| InpAtt [dB] | 2.55 \| 10.41 \| 10 |
| Start [MHz] \| Stop [MHz] | 2440.000 \| 2442.000 |
| RBW [MHz] \| VBW [MHz] | 0.020000 \| 0.050000 |
| Detector \| TraceMode | POS \| MAXH |
| Sweep: Time [ms] \| Count \| Points per Section \| Type | 50 \| 200 \| 10001 \| SWE |

| RESULT: TC_VM_FCC15247_Bandwidth_99PCT_20dB_DTS_FHSS_V01 | | | | | |
|---|---|---|---|---|---|
| Test Description | Lower Limit | Upper Limit | Measured | Unit | Verdict |
| Bandwidth 99% | --- | --- | 852 | kHz | Information |
| T1 99% | 2400.000000 | --- | 2440.5744 | MHz | PASS |
| T2 99% | --- | 2483.500000 | 2441.4264 | MHz | PASS |

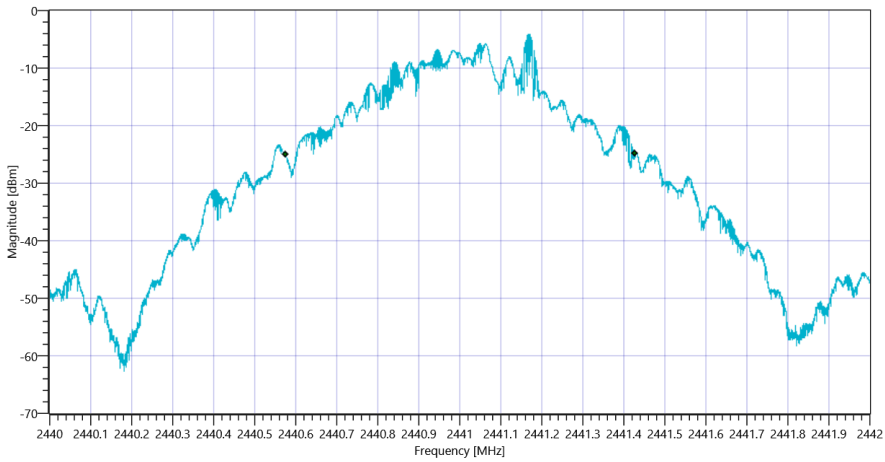


Plot_FCC Part 15.247 Bandwidth 99PCT-20dB ~ BT Classic Basic rate 99PCT_27112019_090501.png

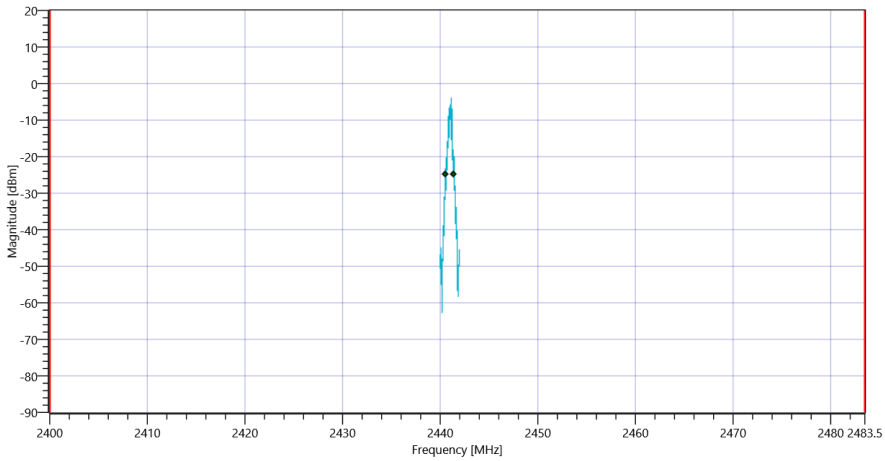


Plot_FCC Part 15.247 Bandwidth 99PCT-20dB ~ BT Classic Basic rate_27112019_090504.png

| RESULT: TC_VM_FCC15247_Bandwidth_99PCT_20dB_DTS_FHSS_V01 | | | | | |
|---|---|---|---|---|---|
| Test Description | Lower Limit | Upper Limit | Measured | Unit | Verdict |
| Bandwidth 20dB | --- | --- | 870 | kHz | Information |
| T1 20dB | 2400.000000 | --- | 2440.5518 | MHz | PASS |

| | | | | | |
|---|---|---|---|---|---|
| T2 20dB | --- | 2483.500000 | 2441.4216 | MHz | PASS |

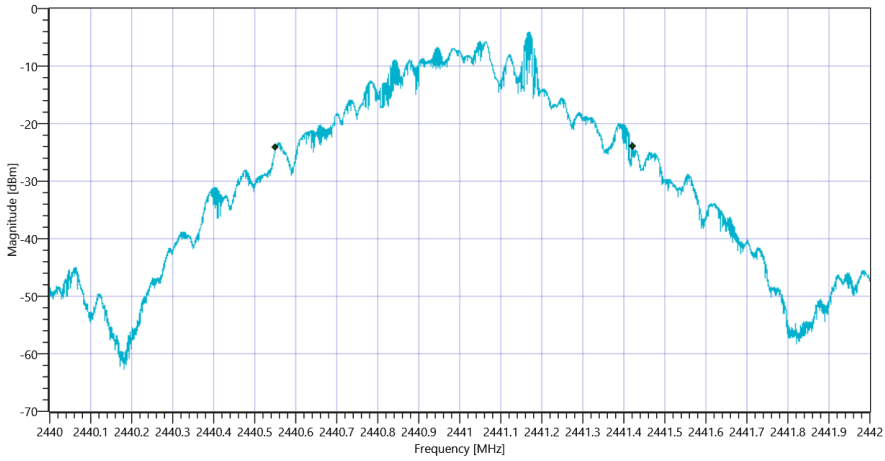


Plot_FCC Part 15.247 Bandwidth 99PCT-20dB ~ BT Classic Basic rate 20dB_27112019_090508.png

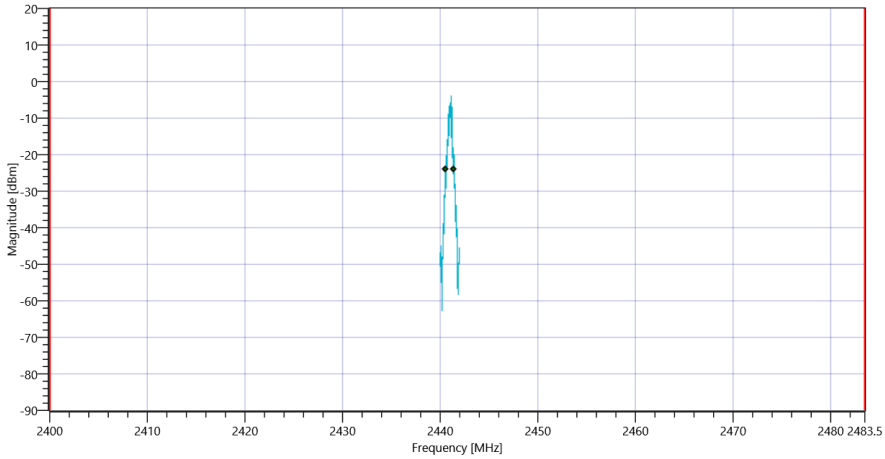


Plot_FCC Part 15.247 Bandwidth 99PCT-20dB ~ BT Classic Basic rate_27112019_090511.png

## Test at TX 2480 MHz

| RESULT: BT Classic Connection check | | | | | |
|---|---|---|---|---|---|
| Test Description | Lower Limit | Upper Limit | Measured | Unit | Verdict |
| Connection result | --- | --- | --- | -- | TCON |

| READ SA SETTINGS: | |
|---|---|
| RefLevel [dBm] \| RefLevelOffset [dB] \| InpAtt [dB] | 1.25 \| 10.46 \| 10 |
| Start [MHz] \| Stop [MHz] | 2479.000 \| 2481.000 |
| RBW [MHz] \| VBW [MHz] | 0.020000 \| 0.050000 |
| Detector \| TraceMode | POS \| MAXH |
| Sweep: Time [ms] \| Count \| Points per Section \| Type | 50 \| 200 \| 10001 \| SWE |

| RESULT: TC_VM_FCC15247_Bandwidth_99PCT_20dB_DTS_FHSS_V01 | | | | | |
|---|---|---|---|---|---|
| Test Description | Lower Limit | Upper Limit | Measured | Unit | Verdict |
| Bandwidth 99% | --- | --- | 846 | kHz | Information |
| T1 99% | 2400.000000 | --- | 2479.5786 | MHz | PASS |
| T2 99% | --- | 2483.500000 | 2480.4246 | MHz | PASS |

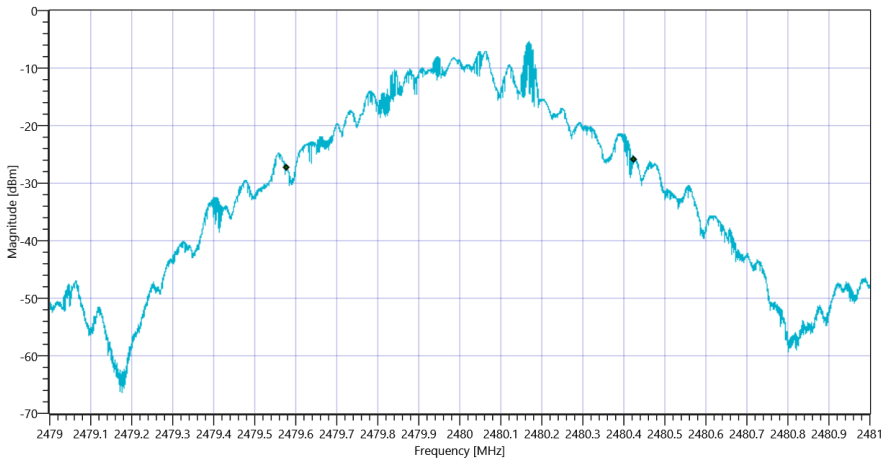


Plot_FCC Part 15.247 Bandwidth 99PCT-20dB ~ BT Classic Basic rate 99PCT_27112019_090537.png

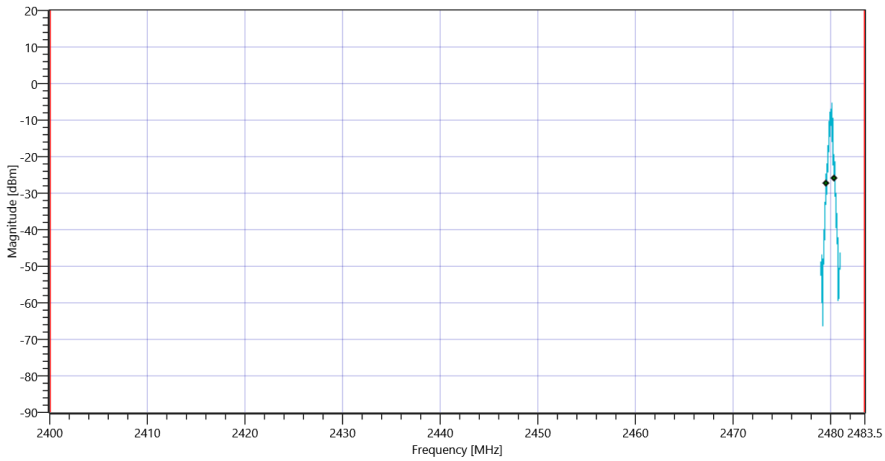


Plot_FCC Part 15.247 Bandwidth 99PCT-20dB ~ BT Classic Basic rate_27112019_090540.png

| RESULT: TC_VM_FCC15247_Bandwidth_99PCT_20dB_DTS_FHSS_V01 | | | | | |
|---|---|---|---|---|---|
| Test Description | Lower Limit | Upper Limit | Measured | Unit | Verdict |
| Bandwidth 20dB | --- | --- | 869 | kHz | Information |
| T1 20dB | 2400.000000 | --- | 2479.5528 | MHz | PASS |

| | | | | | |
|---|---|---|---|---|---|
| T2 20dB | --- | 2483.500000 | 2480.4220 | MHz | PASS |

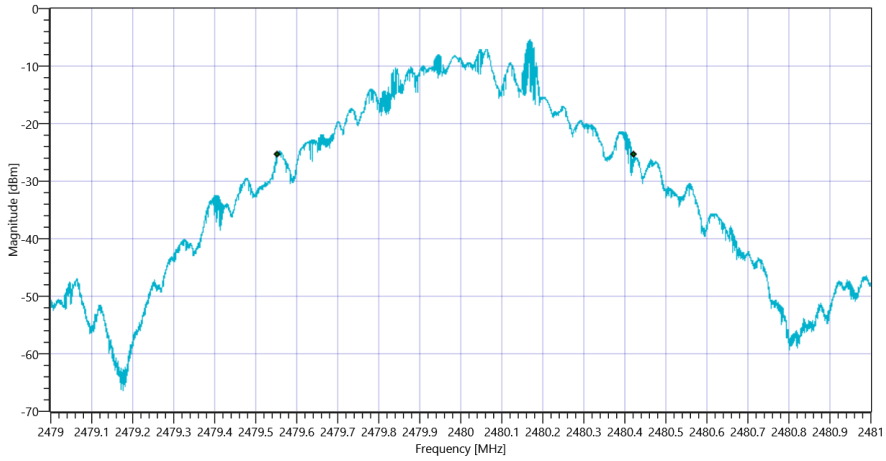


Plot_FCC Part 15.247 Bandwidth 99PCT-20dB ~ BT Classic Basic rate 20dB_27112019_090544.png

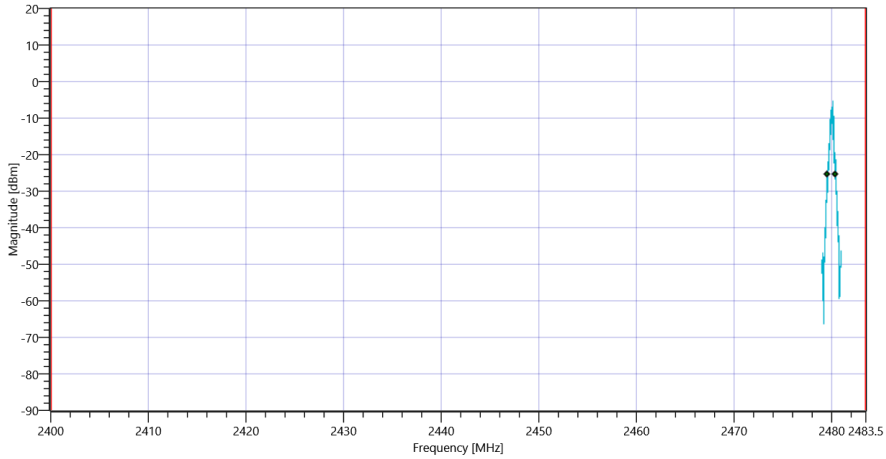


Plot_FCC Part 15.247 Bandwidth 99PCT-20dB ~ BT Classic Basic rate_27112019_090547.png

| TEST FINISHED | | |
|---|---|---|
| General Verdict | 27.11.2019 09:05:47 / RT: 114 s | PASS |

# 9. FCC Part 15.247 Bandwidth 99PCT-20dB ~ BT Classic EDR Pi/4DQPSK

| Test References | |
|---|---|
| TC Start | 27.11.2019 09:26:09 |
| System Version | 1.0.0.24 |
| Test Specification | FCC Part 15.247 |
| Test Method | |
| Class / TC Version / TC ID | TC_VM_FCC15247_Bandwidth_99PCT_20dB_DTS_FHSS_V01 Version: 0.0.2 \| TCID_FCC15247_2 |
| My Description | FCC 15.247 Bandwidth 99PCT - 20dB FHSS - BT Classic EDR Pi/4DQPSK |
| Add. Information | |

| Test Parameter | |
|---|---|
| Technology to test | BT Classic EDR Pi/4DQPSK |
| Antenna Port used | 1 |
| Temperature | mid |
| Voltage | mid |
| Frequency low to test | True \| Freq [MHz] 2402 |
| Frequency mid to test | True \| Freq [MHz] 2441 |
| Frequency high to test | True \| Freq [MHz] 2480 |
| Switched Path | IUT - SignalingUnit - SpectrumAnalyzer |
| Devices in use | SigBT: Rohde&Schwarz,CMW,1201.0002k75/100683,3.7.70 \| SA: Rohde&Schwarz,FSV-30,1321.3008K30/103809,3.60 |

## Test at TX 2402 MHz

| RESULT: BT Classic Connection check | | | | | |
|---|---|---|---|---|---|
| Test Description | Lower Limit | Upper Limit | Measured | Unit | Verdict |
| Connection result | --- | --- | --- | -- | TCON |

| READ SA SETTINGS: | |
|---|---|
| RefLevel [dBm] \| RefLevelOffset [dB] \| InpAtt [dB] | 3.42 \| 10.29 \| 10 |
| Start [MHz] \| Stop [MHz] | 2400.700 \| 2403.300 |
| RBW [MHz] \| VBW [MHz] | 0.030000 \| 0.100000 |
| Detector \| TraceMode | POS \| MAXH |
| Sweep: Time [ms] \| Count \| Points per Section \| Type | 50 \| 200 \| 10001 \| SWE |

| RESULT: TC_VM_FCC15247_Bandwidth_99PCT_20dB_DTS_FHSS_V01 | | | | | |
|---|---|---|---|---|---|
| Test Description | Lower Limit | Upper Limit | Measured | Unit | Verdict |
| Bandwidth 99% | --- | --- | 1172 | kHz | Information |
| T1 99% | 2400.000000 | --- | 2401.4127 | MHz | PASS |
| T2 99% | --- | 2483.500000 | 2402.5852 | MHz | PASS |

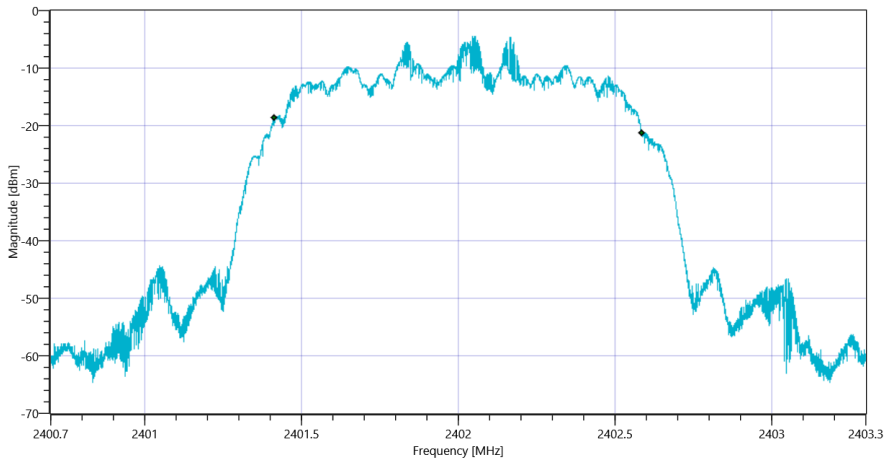


Plot_FCC Part 15.247 Bandwidth 99PCT-20dB ~ BT Classic EDR Pi-4DQPSK 99PCT_27112019_092643.png

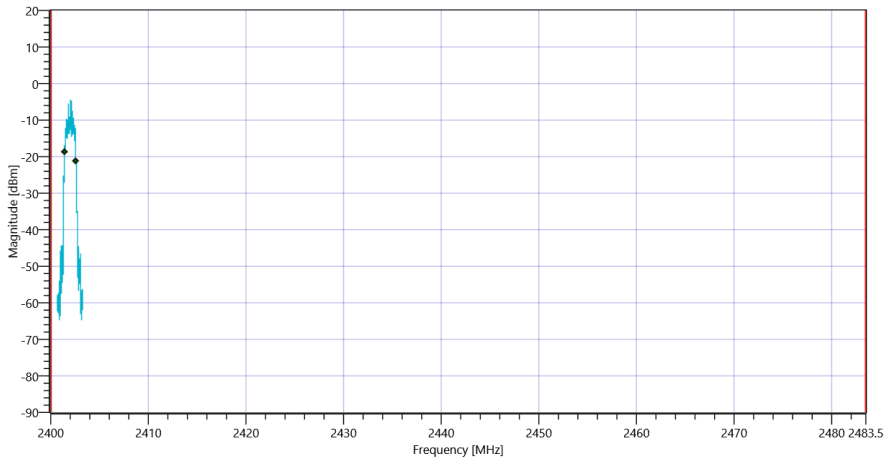


Plot_FCC Part 15.247 Bandwidth 99PCT-20dB ~ BT Classic EDR Pi-4DQPSK_27112019_092646.png

| RESULT: TC_VM_FCC15247_Bandwidth_99PCT_20dB_DTS_FHSS_V01 | | | | | |
|---|---|---|---|---|---|
| Test Description | Lower Limit | Upper Limit | Measured | Unit | Verdict |
| Bandwidth 20dB | --- | --- | 1282 | kHz | Information |
| T1 20dB | 2400.000000 | --- | 2401.3713 | MHz | PASS |

| | | | | | |
|---|---|---|---|---|---|
| T2 20dB | --- | 2483.500000 | 2402.6534 | MHz | PASS |

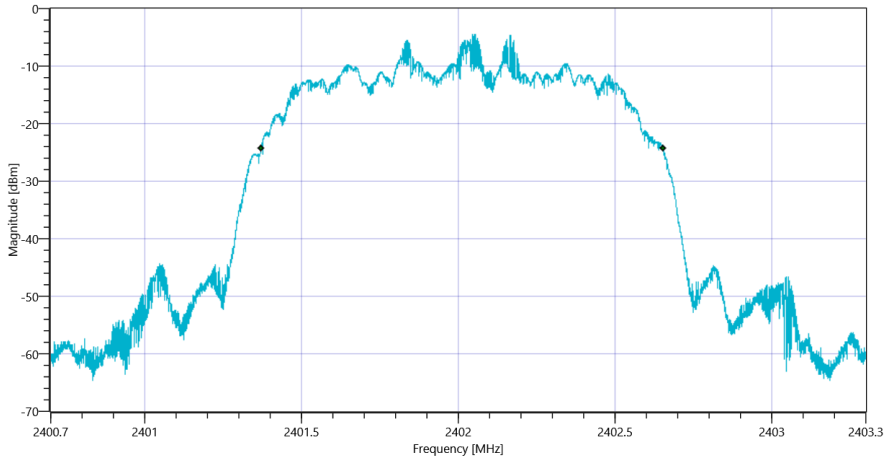


Plot_FCC Part 15.247 Bandwidth 99PCT-20dB ~ BT Classic EDR Pi-4DQPSK 20dB_27112019_092649.png

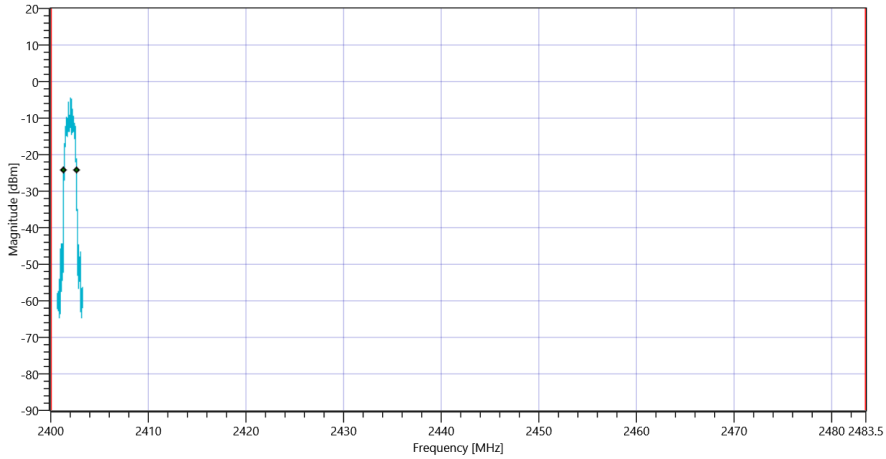


Plot_FCC Part 15.247 Bandwidth 99PCT-20dB ~ BT Classic EDR Pi-4DQPSK_27112019_092652.png

## Test at TX 2441 MHz

| RESULT: BT Classic Connection check | | | | | |
|---|---|---|---|---|---|
| Test Description | Lower Limit | Upper Limit | Measured | Unit | Verdict |
| Connection result | --- | --- | --- | -- | TCON |

| READ SA SETTINGS: | |
|---|---|
| RefLevel [dBm] \| RefLevelOffset [dB] \| InpAtt [dB] | 3.55 \| 10.41 \| 10 |
| Start [MHz] \| Stop [MHz] | 2439.700 \| 2442.300 |
| RBW [MHz] \| VBW [MHz] | 0.030000 \| 0.100000 |
| Detector \| TraceMode | POS \| MAXH |
| Sweep: Time [ms] \| Count \| Points per Section \| Type | 50 \| 200 \| 10001 \| SWE |

| RESULT: TC_VM_FCC15247_Bandwidth_99PCT_20dB_DTS_FHSS_V01 | | | | | |
|---|---|---|---|---|---|
| Test Description | Lower Limit | Upper Limit | Measured | Unit | Verdict |
| Bandwidth 99% | --- | --- | 1174 | kHz | Information |
| T1 99% | 2400.000000 | --- | 2440.4158 | MHz | PASS |
| T2 99% | --- | 2483.500000 | 2441.5901 | MHz | PASS |

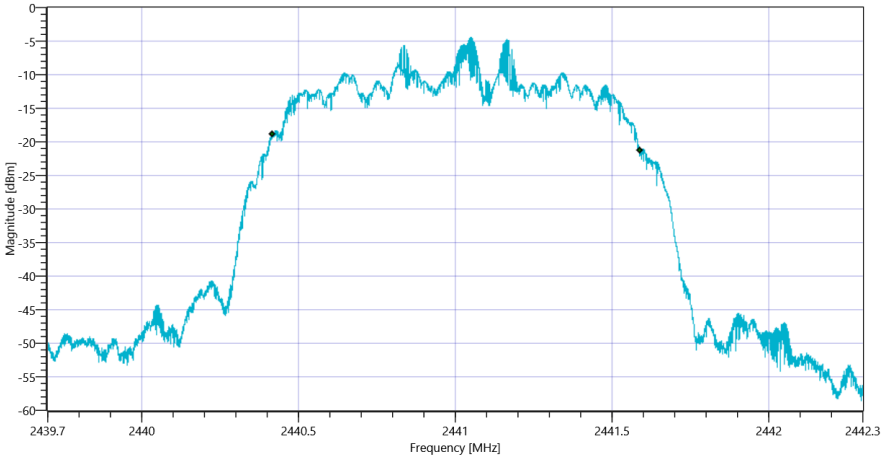


Plot_FCC Part 15.247 Bandwidth 99PCT-20dB ~ BT Classic EDR Pi-4DQPSK 99PCT_27112019_092718.png

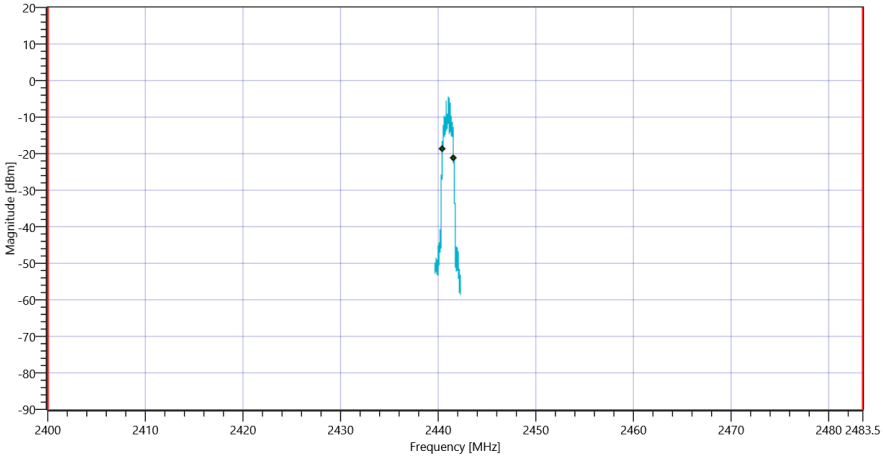


Plot_FCC Part 15.247 Bandwidth 99PCT-20dB ~ BT Classic EDR Pi-4DQPSK_27112019_092721.png

| RESULT: TC_VM_FCC15247_Bandwidth_99PCT_20dB_DTS_FHSS_V01 | | | | | |
|---|---|---|---|---|---|
| Test Description | Lower Limit | Upper Limit | Measured | Unit | Verdict |
| Bandwidth 20dB | --- | --- | 1283 | kHz | Information |
| T1 20dB | 2400.000000 | --- | 2440.3713 | MHz | PASS |

| | | | | | |
|---|---|---|---|---|---|
| T2 20dB | --- | 2483.500000 | 2441.6542 | MHz | PASS |

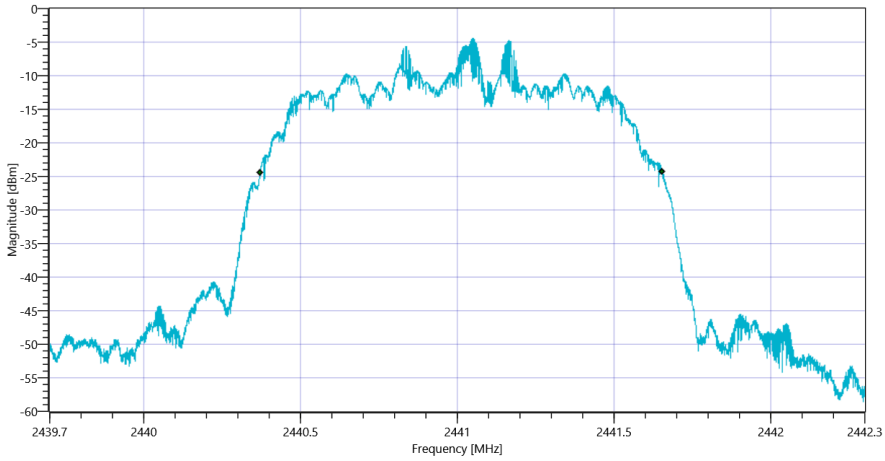


Plot_FCC Part 15.247 Bandwidth 99PCT-20dB ~ BT Classic EDR Pi-4DQPSK 20dB_27112019_092724.png

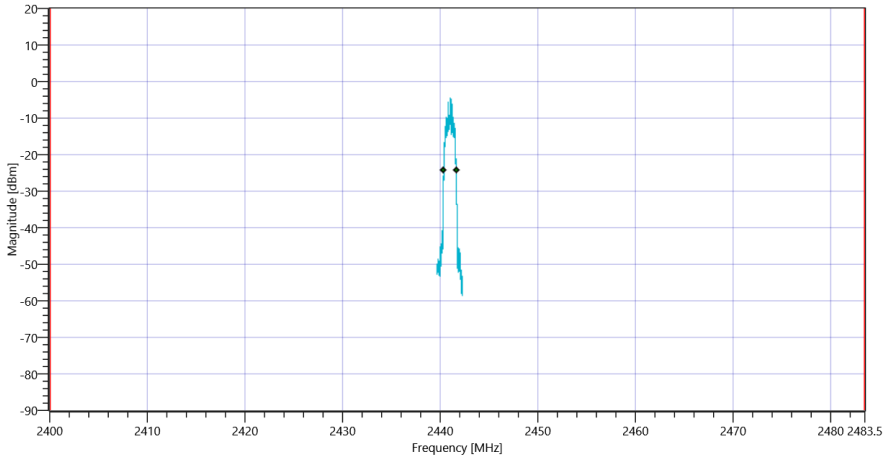


Plot_FCC Part 15.247 Bandwidth 99PCT-20dB ~ BT Classic EDR Pi-4DQPSK_27112019_092727.png

## Test at TX 2480 MHz

| RESULT: BT Classic Connection check | | | | | |
|---|---|---|---|---|---|
| Test Description | Lower Limit | Upper Limit | Measured | Unit | Verdict |
| Connection result | --- | --- | --- | -- | TCON |

| READ SA SETTINGS: | |
|---|---|
| RefLevel [dBm] \| RefLevelOffset [dB] \| InpAtt [dB] | 2.59 \| 10.46 \| 10 |
| Start [MHz] \| Stop [MHz] | 2478.700 \| 2481.300 |
| RBW [MHz] \| VBW [MHz] | 0.030000 \| 0.100000 |
| Detector \| TraceMode | POS \| MAXH |
| Sweep: Time [ms] \| Count \| Points per Section \| Type | 50 \| 200 \| 10001 \| SWE |

| RESULT: TC_VM_FCC15247_Bandwidth_99PCT_20dB_DTS_FHSS_V01 | | | | | |
|---|---|---|---|---|---|
| Test Description | Lower Limit | Upper Limit | Measured | Unit | Verdict |
| Bandwidth 99% | --- | --- | 1178 | kHz | Information |
| T1 99% | 2400.000000 | --- | 2479.4161 | MHz | PASS |
| T2 99% | --- | 2483.500000 | 2480.5943 | MHz | PASS |

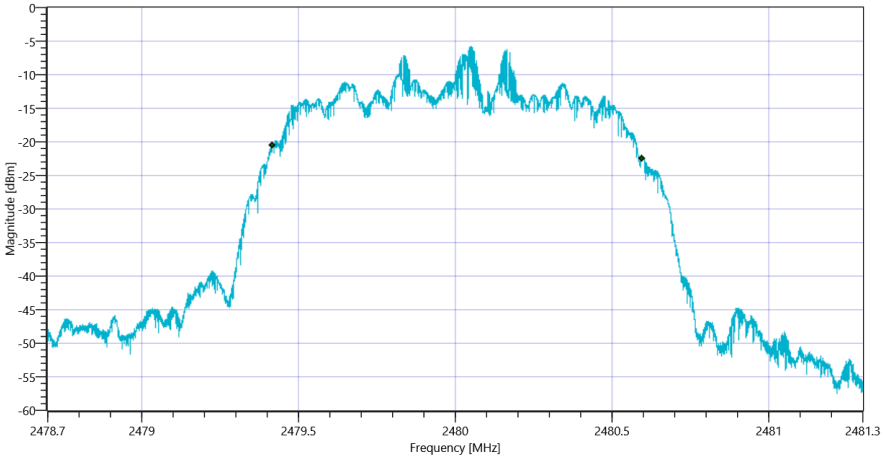


Plot_FCC Part 15.247 Bandwidth 99PCT-20dB ~ BT Classic EDR Pi-4DQPSK 99PCT_27112019_092753.png

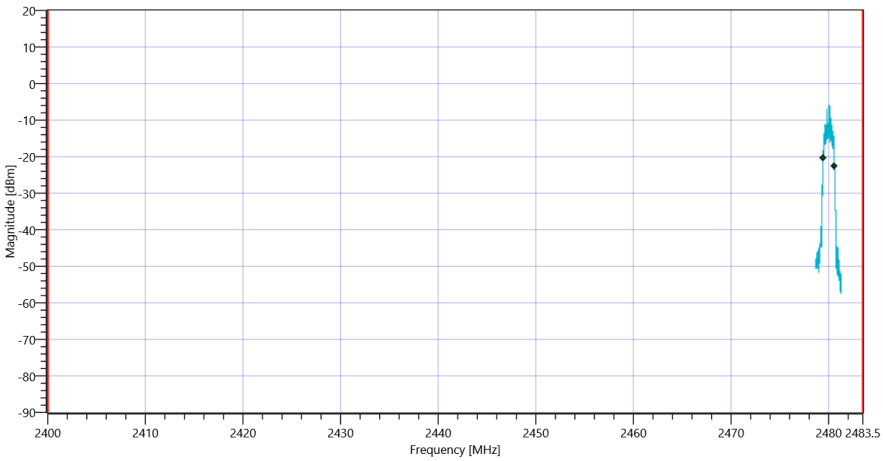


Plot_FCC Part 15.247 Bandwidth 99PCT-20dB ~ BT Classic EDR Pi-4DQPSK_27112019_092756.png

| RESULT: TC_VM_FCC15247_Bandwidth_99PCT_20dB_DTS_FHSS_V01 | | | | | |
|---|---|---|---|---|---|
| Test Description | Lower Limit | Upper Limit | Measured | Unit | Verdict |
| Bandwidth 20dB | --- | --- | 1284 | kHz | Information |
| T1 20dB | 2400.000000 | --- | 2479.3721 | MHz | PASS |

| | | | | | |
|---|---|---|---|---|---|
| T2 20dB | --- | 2483.500000 | 2480.6560 | MHz | PASS |

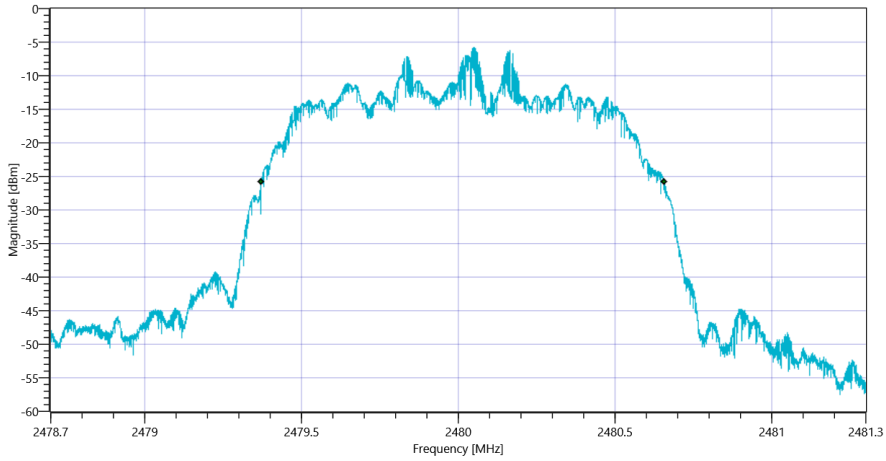


Plot_FCC Part 15.247 Bandwidth 99PCT-20dB ~ BT Classic EDR Pi-4DQPSK 20dB_27112019_092800.png

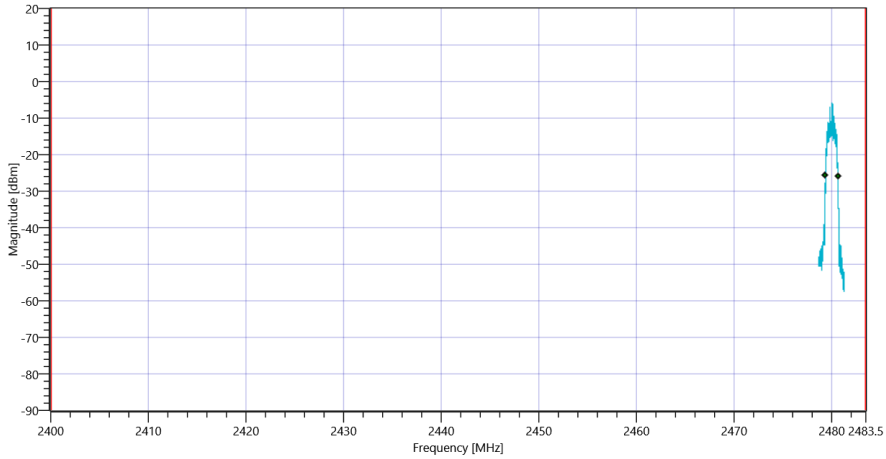


Plot_FCC Part 15.247 Bandwidth 99PCT-20dB ~ BT Classic EDR Pi-4DQPSK_27112019_092803.png

| TEST FINISHED | | |
|---|---|---|
| General Verdict | 27.11.2019 09:28:04 / RT: 114 s | PASS |

# 10. FCC Part 15.247 Bandwidth 99PCT-20dB ~ BT Classic EDR 8DPSK

| Test References | |
|---|---|
| TC Start | 27.11.2019 09:48:28 |
| System Version | 1.0.0.24 |
| Test Specification | FCC Part 15.247 |
| Test Method | |
| Class / TC Version / TC ID | TC_VM_FCC15247_Bandwidth_99PCT_20dB_DTS_FHSS_V01 Version: 0.0.2 \| TCID_FCC15247_2 |
| My Description | FCC 15.247 Bandwidth 99PCT - 20dB FHSS - BT Classic EDR 8DPSK |
| Add. Information | |

| Test Parameter | |
|---|---|
| Technology to test | BT Classic EDR 8DPSK |
| Antenna Port used | 1 |
| Temperature | mid |
| Voltage | mid |
| Frequency low to test | True \| Freq [MHz] 2402 |
| Frequency mid to test | True \| Freq [MHz] 2441 |
| Frequency high to test | True \| Freq [MHz] 2480 |
| Switched Path | IUT - SignalingUnit - SpectrumAnalyzer |
| Devices in use | SigBT: Rohde&Schwarz,CMW,1201.0002k75/100683,3.7.70 \| SA: Rohde&Schwarz,FSV-30,1321.3008K30/103809,3.60 |

## Test at TX 2402 MHz

| RESULT: BT Classic Connection check | | | | | |
|---|---|---|---|---|---|
| Test Description | Lower Limit | Upper Limit | Measured | Unit | Verdict |
| Connection result | --- | --- | --- | -- | TCON |

| READ SA SETTINGS: | |
|---|---|
| RefLevel [dBm] \| RefLevelOffset [dB] \| InpAtt [dB] | 3.27 \| 10.29 \| 10 |
| Start [MHz] \| Stop [MHz] | 2400.700 \| 2403.300 |
| RBW [MHz] \| VBW [MHz] | 0.030000 \| 0.100000 |
| Detector \| TraceMode | POS \| MAXH |
| Sweep: Time [ms] \| Count \| Points per Section \| Type | 50 \| 200 \| 10001 \| SWE |

| RESULT: TC_VM_FCC15247_Bandwidth_99PCT_20dB_DTS_FHSS_V01 | | | | | |
|---|---|---|---|---|---|
| Test Description | Lower Limit | Upper Limit | Measured | Unit | Verdict |
| Bandwidth 99% | --- | --- | 1172 | kHz | Information |
| T1 99% | 2400.000000 | --- | 2401.4151 | MHz | PASS |
| T2 99% | --- | 2483.500000 | 2402.5873 | MHz | PASS |

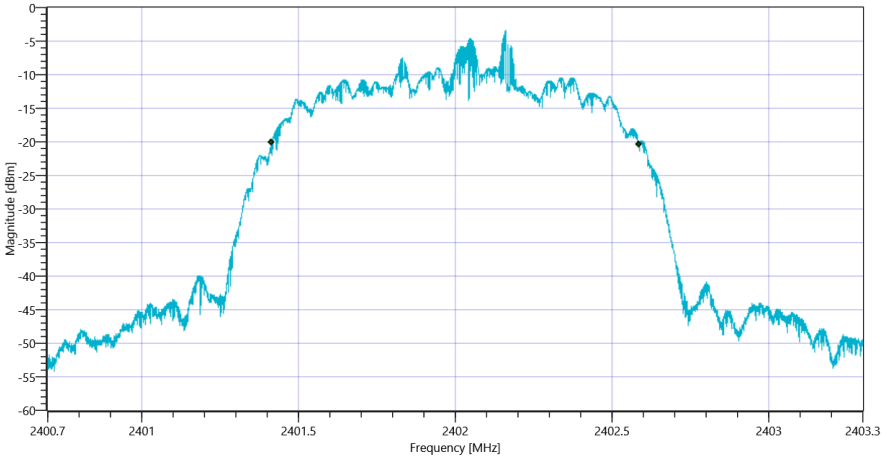


Plot_FCC Part 15.247 Bandwidth 99PCT-20dB ~ BT Classic EDR 8DPSK 99PCT_27112019_094903.png

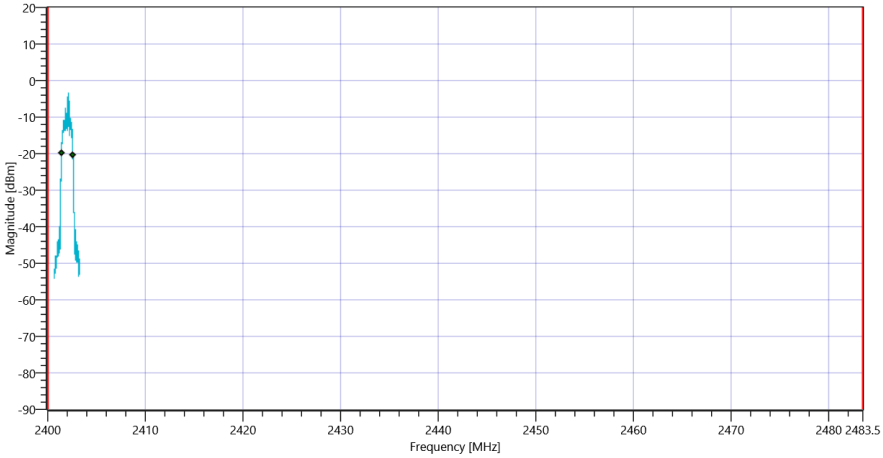


Plot_FCC Part 15.247 Bandwidth 99PCT-20dB ~ BT Classic EDR 8DPSK_27112019_094906.png

| RESULT: TC_VM_FCC15247_Bandwidth_99PCT_20dB_DTS_FHSS_V01 | | | | | |
|---|---|---|---|---|---|
| Test Description | Lower Limit | Upper Limit | Measured | Unit | Verdict |
| Bandwidth 20dB | --- | --- | 1255 | kHz | Information |
| T1 20dB | 2400.000000 | --- | 2401.3646 | MHz | PASS |

| | | | | | |
|---|---|---|---|---|---|
| T2 20dB | --- | 2483.500000 | 2402.6196 | MHz | PASS |

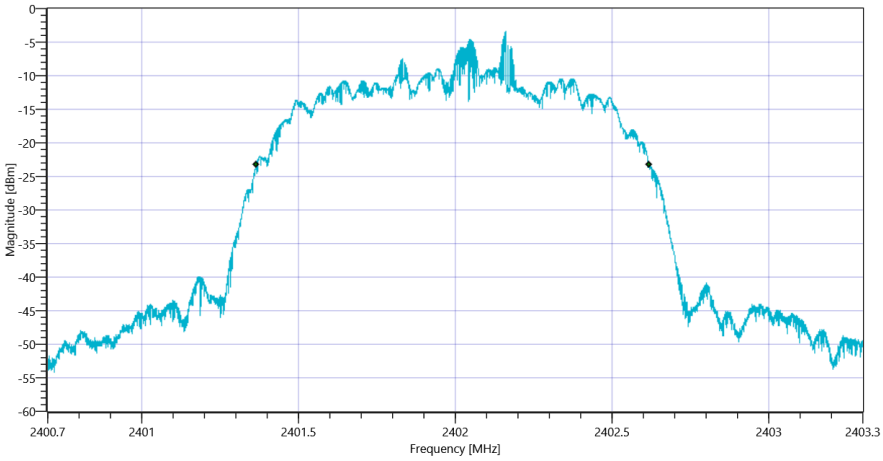


Plot_FCC Part 15.247 Bandwidth 99PCT-20dB ~ BT Classic EDR 8DPSK 20dB_27112019_094910.png

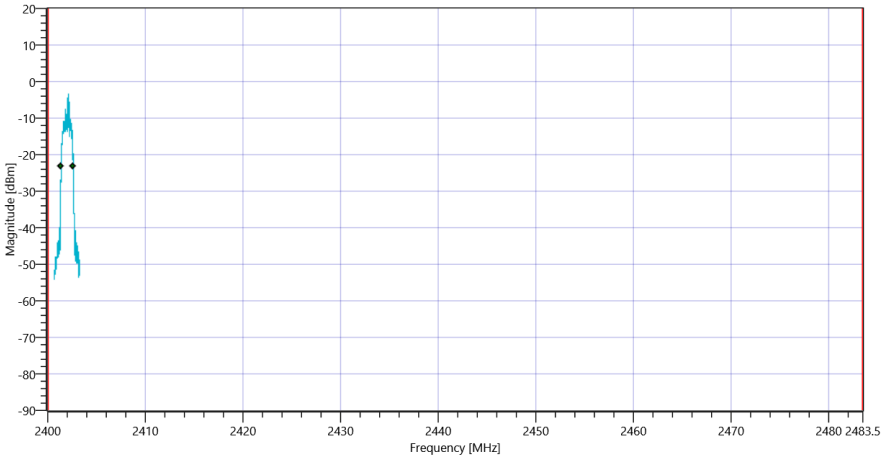


Plot_FCC Part 15.247 Bandwidth 99PCT-20dB ~ BT Classic EDR 8DPSK_27112019_094913.png

## Test at TX 2441 MHz

| RESULT: BT Classic Connection check | | | | | |
|---|---|---|---|---|---|
| Test Description | Lower Limit | Upper Limit | Measured | Unit | Verdict |
| Connection result | --- | --- | --- | -- | TCON |

| READ SA SETTINGS: | |
|---|---|
| RefLevel [dBm] \| RefLevelOffset [dB] \| InpAtt [dB] | 3.78 \| 10.41 \| 10 |
| Start [MHz] \| Stop [MHz] | 2439.700 \| 2442.300 |
| RBW [MHz] \| VBW [MHz] | 0.030000 \| 0.100000 |
| Detector \| TraceMode | POS \| MAXH |
| Sweep: Time [ms] \| Count \| Points per Section \| Type | 50 \| 200 \| 10001 \| SWE |

| RESULT: TC_VM_FCC15247_Bandwidth_99PCT_20dB_DTS_FHSS_V01 | | | | | |
|---|---|---|---|---|---|
| Test Description | Lower Limit | Upper Limit | Measured | Unit | Verdict |
| Bandwidth 99% | --- | --- | 1173 | kHz | Information |
| T1 99% | 2400.000000 | --- | 2440.4187 | MHz | PASS |
| T2 99% | --- | 2483.500000 | 2441.5920 | MHz | PASS |

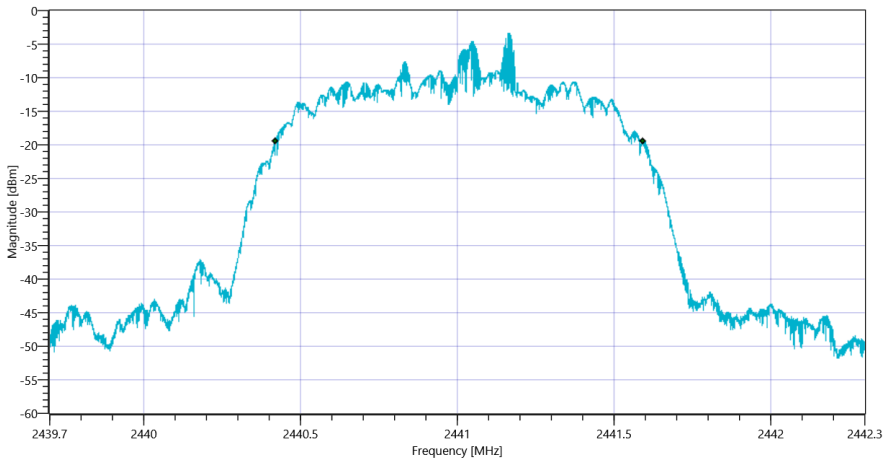


Plot_FCC Part 15.247 Bandwidth 99PCT-20dB ~ BT Classic EDR 8DPSK 99PCT_27112019_094938.png

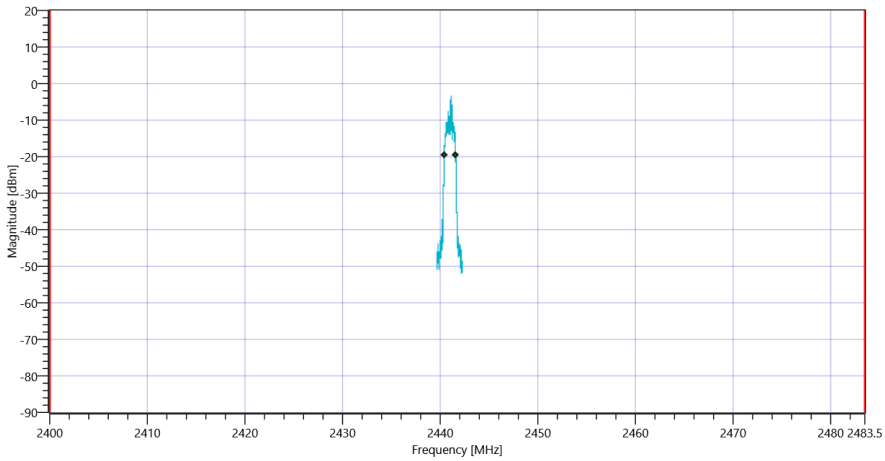


Plot_FCC Part 15.247 Bandwidth 99PCT-20dB ~ BT Classic EDR 8DPSK_27112019_094941.png

| RESULT: TC_VM_FCC15247_Bandwidth_99PCT_20dB_DTS_FHSS_V01 | | | | | |
|---|---|---|---|---|---|
| Test Description | Lower Limit | Upper Limit | Measured | Unit | Verdict |
| Bandwidth 20dB | --- | --- | 1256 | kHz | Information |
| T1 20dB | 2400.000000 | --- | 2440.3695 | MHz | PASS |

| | | | | | |
|---|---|---|---|---|---|
| T2 20dB | --- | 2483.500000 | 2441.6258 | MHz | PASS |

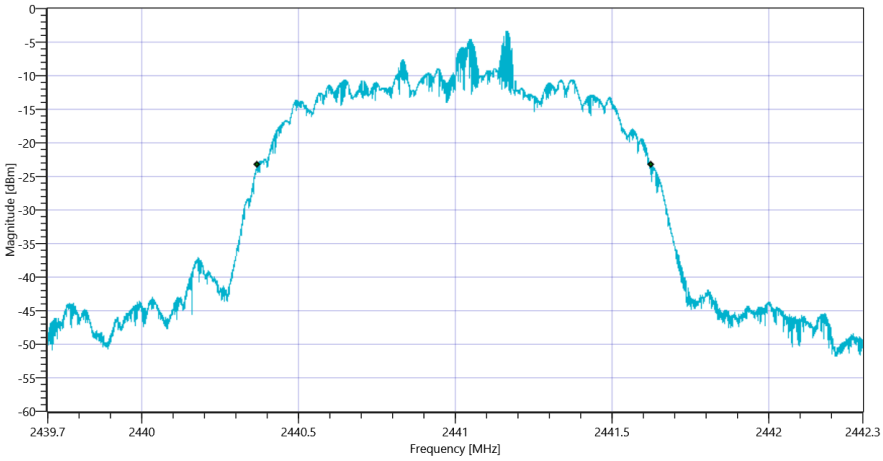


Plot_FCC Part 15.247 Bandwidth 99PCT-20dB ~ BT Classic EDR 8DPSK 20dB_27112019_094945.png

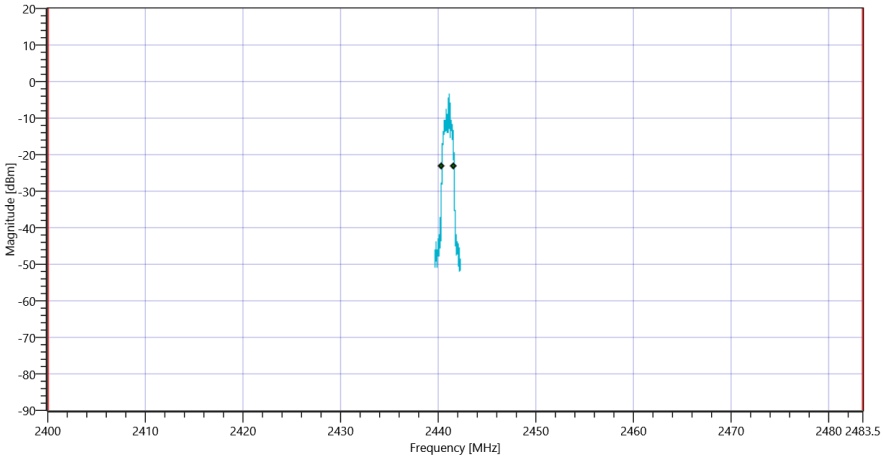


Plot_FCC Part 15.247 Bandwidth 99PCT-20dB ~ BT Classic EDR 8DPSK_27112019_094948.png

## Test at TX 2480 MHz

| RESULT: BT Classic Connection check | | | | | |
|---|---|---|---|---|---|
| Test Description | Lower Limit | Upper Limit | Measured | Unit | Verdict |
| Connection result | --- | --- | --- | -- | TCON |

| READ SA SETTINGS: | |
|---|---|
| RefLevel [dBm] \| RefLevelOffset [dB] \| InpAtt [dB] | 1.94 \| 10.46 \| 10 |
| Start [MHz] \| Stop [MHz] | 2478.700 \| 2481.300 |
| RBW [MHz] \| VBW [MHz] | 0.030000 \| 0.100000 |
| Detector \| TraceMode | POS \| MAXH |
| Sweep: Time [ms] \| Count \| Points per Section \| Type | 50 \| 200 \| 10001 \| SWE |

| RESULT: TC_VM_FCC15247_Bandwidth_99PCT_20dB_DTS_FHSS_V01 | | | | | |
|---|---|---|---|---|---|
| Test Description | Lower Limit | Upper Limit | Measured | Unit | Verdict |
| Bandwidth 99% | --- | --- | 1174 | kHz | Information |
| T1 99% | 2400.000000 | --- | 2479.4205 | MHz | PASS |
| T2 99% | --- | 2483.500000 | 2480.5940 | MHz | PASS |

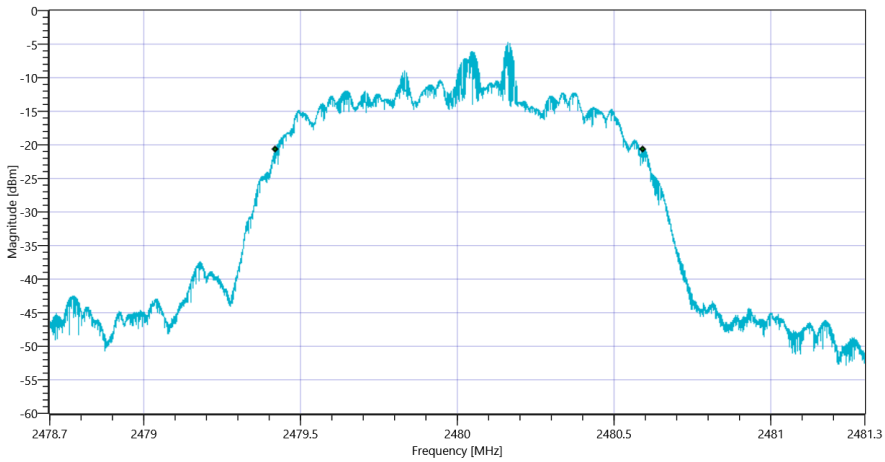


Plot_FCC Part 15.247 Bandwidth 99PCT-20dB ~ BT Classic EDR 8DPSK 99PCT_27112019_095014.png

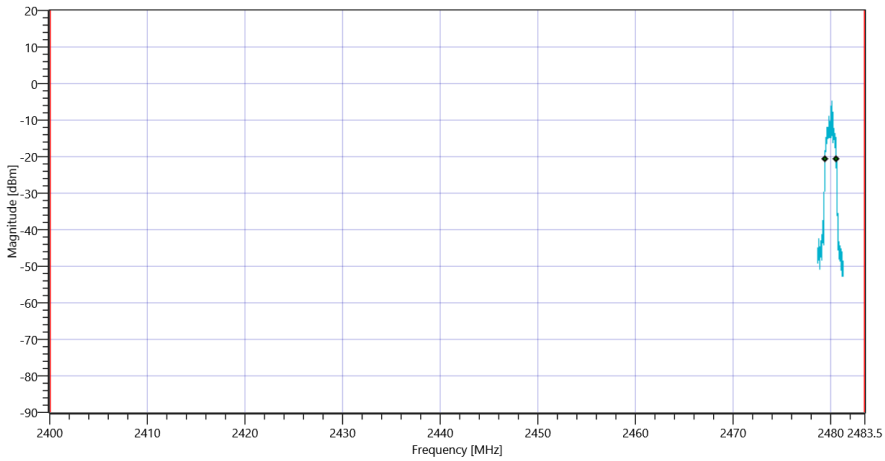


Plot_FCC Part 15.247 Bandwidth 99PCT-20dB ~ BT Classic EDR 8DPSK_27112019_095017.png

| RESULT: TC_VM_FCC15247_Bandwidth_99PCT_20dB_DTS_FHSS_V01 | | | | | |
|---|---|---|---|---|---|
| Test Description | Lower Limit | Upper Limit | Measured | Unit | Verdict |
| Bandwidth 20dB | --- | --- | 1256 | kHz | Information |
| T1 20dB | 2400.000000 | --- | 2479.3755 | MHz | PASS |

| | | | | | |
|---|---|---|---|---|---|
| T2 20dB | --- | 2483.500000 | 2480.6313 | MHz | PASS |

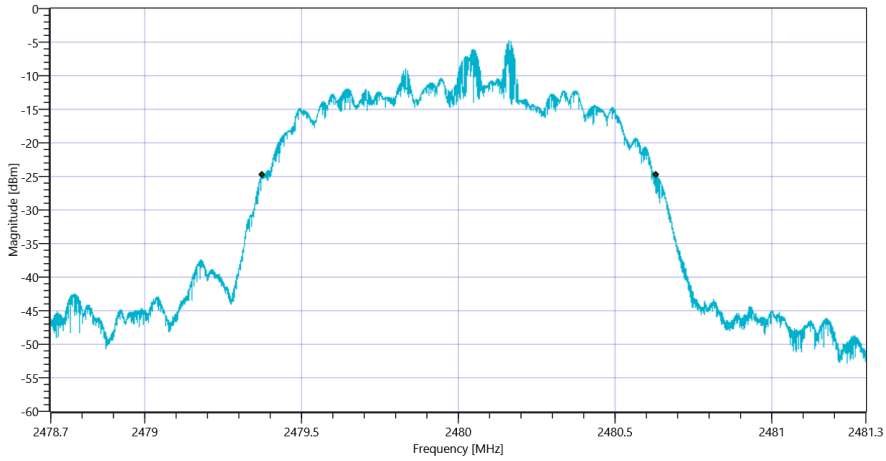


Plot_FCC Part 15.247 Bandwidth 99PCT-20dB ~ BT Classic EDR 8DPSK 20dB_27112019_095021.png

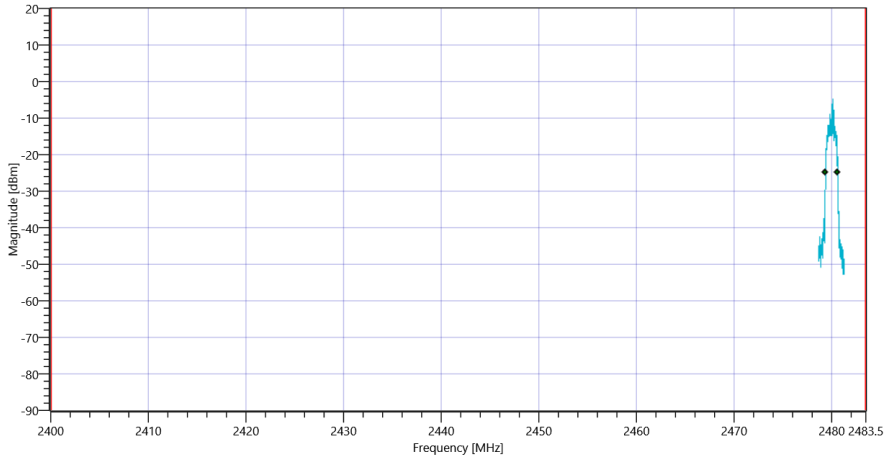


Plot_FCC Part 15.247 Bandwidth 99PCT-20dB ~ BT Classic EDR 8DPSK_27112019_095024.png

| TEST FINISHED | | |
|---|---|---|
| General Verdict | 27.11.2019 09:50:25 / RT: 116 s | PASS |

# 11. FCC Part 15.247 TX Spurious Conduced ~ BT Classic Basic rate

| Test References | |
|---|---|
| TC Start | 27.11.2019 09:05:51 |
| System Version | 1.0.0.24 |
| Test Specification | FCC Part 15.247 |
| Test Method | IF DTS then 8.5 DTS emissions in non-restricted frequency bands: Subclause 11.11 of ANSI C63.10 is applicable. |
| Class / TC Version / TC ID | TC_VM_FCC15247_TX_Emissions_Conducted_V01 Version: 0.0.1 \| TCID_FCC15247_8 |
| My Description | FCC 15.247 TX Emissions Conducted FHSS - BT Classic Basic Rate |
| Add. Information | |

| Test Parameter | |
|---|---|
| Technology to test | BT Classic Basic rate |
| Antenna Port used | 1 |
| Temperature | mid |
| Voltage | mid |
| Frequency low to test | True \| Freq [MHz] 2402 |
| Frequency mid to test | True \| Freq [MHz] 2441 |
| Frequency high to test | True \| Freq [MHz] 2480 |
| Switched Path | IUT - SignalingUnit - SpectrumAnalyzer |
| Devices in use | SigBT: Rohde&Schwarz,CMW,1201.0002k75/100683,3.7.70 \| SA: Rohde&Schwarz,FSV-30,1321.3008K30/103809,3.60 |

## Test at TX 2402 MHz

| RESULT: BT Classic Connection check | | | | | |
|---|---|---|---|---|---|
| Test Description | Lower Limit | Upper Limit | Measured | Unit | Verdict |
| Connection result | --- | --- | --- | -- | TCON |

| READ SA SETTINGS: | |
|---|---|
| RefLevel [dBm] \| RefLevelOffset [dB] \| InpAtt [dB] | 3.07 \| 0 \| 20 |
| Start [MHz] \| Stop [MHz] | 24530.000 \| 25030.000 |
| RBW [MHz] \| VBW [MHz] | 0.100000 \| 0.300000 |
| Detector \| TraceMode | POS \| MAXH |
| Sweep: Time [ms] \| Count \| Points per Section \| Type | 500 \| 8 \| 3001 \| SWE |

| RESULT: TC_VM_FCC15247_TX_Emissions_Conducted_V01 | | | | | |
|---|---|---|---|---|---|
| Test Description | Lower Limit | Upper Limit | Measured | Unit | Verdict |
| Reference @ 2402.00 MHz | --- | --- | -2.97 | dBm | Information |
| No peaks detected | --- | --- | | | PASS |

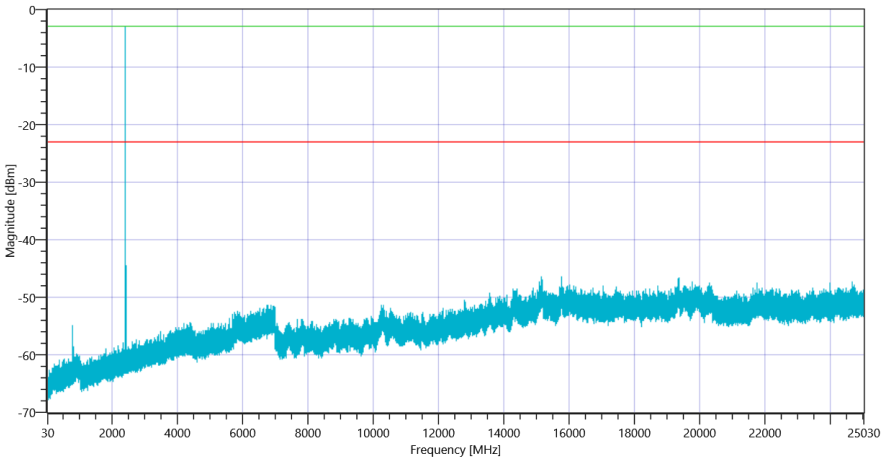


Plot_FCC Part 15.247 TX Spurious Conduced ~ BT Classic Basic rate 2402_27112019_091042.png

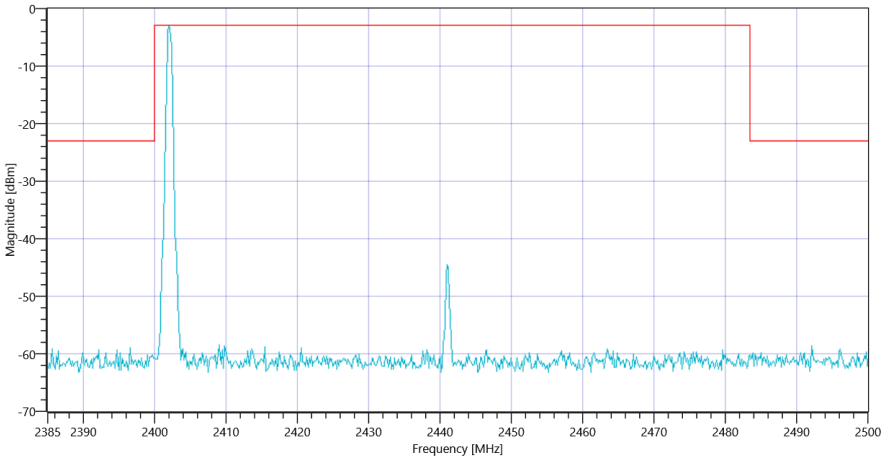


Plot_FCC Part 15.247 TX Spurious Conduced ~ BT Classic Basic rate 2402_27112019_091045.png

## Test at TX 2441 MHz

| RESULT: BT Classic Connection check | | | | | |
|---|---|---|---|---|---|
| Test Description | Lower Limit | Upper Limit | Measured | Unit | Verdict |
| Connection result | --- | --- | --- | -- | TCON |

| READ SA SETTINGS: | |
|---|---|
| RefLevel [dBm] \| RefLevelOffset [dB] \| InpAtt [dB] | 2.83 \| 0 \| 20 |
| Start [MHz] \| Stop [MHz] | 24530.000 \| 25030.000 |
| RBW [MHz] \| VBW [MHz] | 0.100000 \| 0.300000 |
| Detector \| TraceMode | POS \| MAXH |
| Sweep: Time [ms] \| Count \| Points per Section \| Type | 500 \| 8 \| 3001 \| SWE |

| RESULT: TC_VM_FCC15247_TX_Emissions_Conducted_V01 | | | | | |
|---|---|---|---|---|---|
| Test Description | Lower Limit | Upper Limit | Measured | Unit | Verdict |
| Reference @ 2440.83 MHz | --- | --- | -2.78 | dBm | Information |
| No peaks detected | --- | --- | | | PASS |

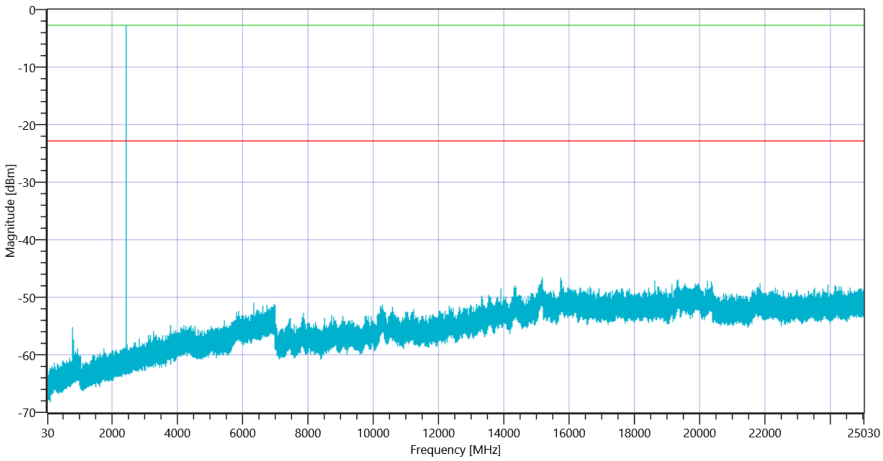


Plot_FCC Part 15.247 TX Spurious Conduced ~ BT Classic Basic rate 2441_27112019_091528.png

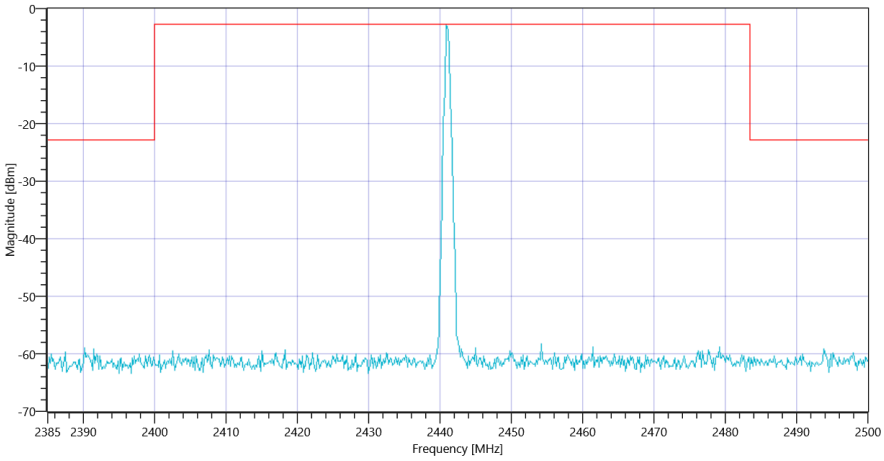


Plot_FCC Part 15.247 TX Spurious Conduced ~ BT Classic Basic rate 2441_27112019_091530.png

## Test at TX 2480 MHz

| RESULT: BT Classic Connection check | | | | | |
|---|---|---|---|---|---|
| Test Description | Lower Limit | Upper Limit | Measured | Unit | Verdict |
| Connection result | --- | --- | --- | -- | TCON |

| READ SA SETTINGS: | |
|---|---|
| RefLevel [dBm] \| RefLevelOffset [dB] \| InpAtt [dB] | 2.49 \| 0 \| 20 |
| Start [MHz] \| Stop [MHz] | 24530.000 \| 25030.000 |
| RBW [MHz] \| VBW [MHz] | 0.100000 \| 0.300000 |
| Detector \| TraceMode | POS \| MAXH |
| Sweep: Time [ms] \| Count \| Points per Section \| Type | 500 \| 8 \| 3001 \| SWE |

| RESULT: TC_VM_FCC15247_TX_Emissions_Conducted_V01 | | | | | |
|---|---|---|---|---|---|
| Test Description | Lower Limit | Upper Limit | Measured | Unit | Verdict |
| Reference @ 2480.00 MHz | --- | --- | -4.77 | dBm | Information |
| No peaks detected | --- | --- | | | PASS |

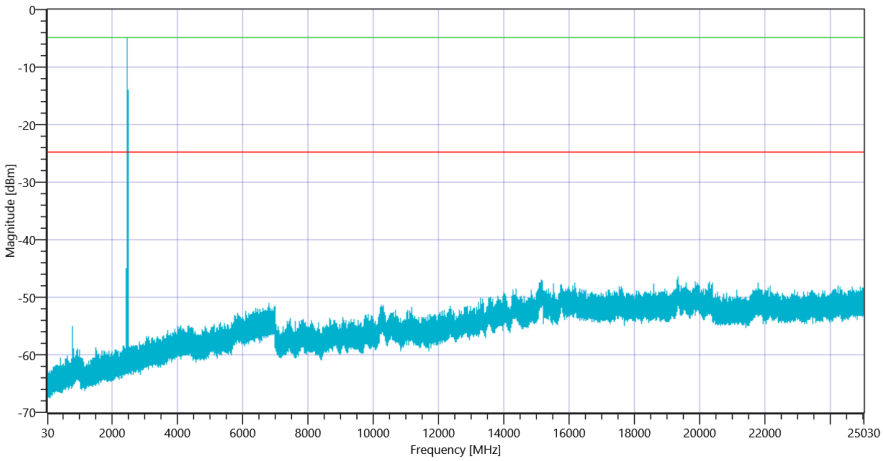


Plot_FCC Part 15.247 TX Spurious Conduced ~ BT Classic Basic rate 2480_27112019_092013.png

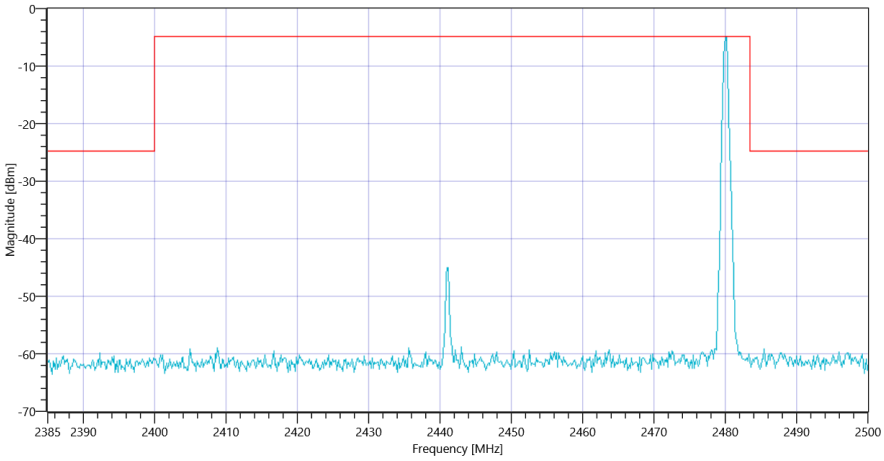


Plot_FCC Part 15.247 TX Spurious Conduced ~ BT Classic Basic rate 2480_27112019_092016.png

| TEST FINISHED | | |
|---|---|---|
| General Verdict | 27.11.2019 09:20:17 / RT: 865 s | PASS |

# 12. FCC Part 15.247 TX Spurious Conduced ~ BT Classic EDR Pi/4DQPSK

| Test References | |
|---|---|
| TC Start | 27.11.2019 09:28:08 |
| System Version | 1.0.0.24 |
| Test Specification | FCC Part 15.247 |
| Test Method | IF DTS then 8.5 DTS emissions in non-restricted frequency bands: Subclause 11.11 of ANSI C63.10 is applicable. |
| Class / TC Version / TC ID | TC_VM_FCC15247_TX_Emissions_Conducted_V01 Version: 0.0.1 \| TCID_FCC15247_8 |
| My Description | FCC 15.247 TX Emissions Conducted FHSS - BT Classic EDR Pi/4DQPSK |
| Add. Information | |

| Test Parameter | |
|---|---|
| Technology to test | BT Classic EDR Pi/4DQPSK |
| Antenna Port used | 1 |
| Temperature | mid |
| Voltage | mid |
| Frequency low to test | True \| Freq [MHz] 2402 |
| Frequency mid to test | True \| Freq [MHz] 2441 |
| Frequency high to test | True \| Freq [MHz] 2480 |
| Switched Path | IUT - SignalingUnit - SpectrumAnalyzer |
| Devices in use | SigBT: Rohde&Schwarz,CMW,1201.0002k75/100683,3.7.70 \| SA: Rohde&Schwarz,FSV-30,1321.3008K30/103809,3.60 |

## Test at TX 2402 MHz

| RESULT: BT Classic Connection check | | | | | |
|---|---|---|---|---|---|
| Test Description | Lower Limit | Upper Limit | Measured | Unit | Verdict |
| Connection result | --- | --- | --- | -- | TCON |

| READ SA SETTINGS: | |
|---|---|
| RefLevel [dBm] \| RefLevelOffset [dB] \| InpAtt [dB] | 3.70 \| 0 \| 20 |
| Start [MHz] \| Stop [MHz] | 24530.000 \| 25030.000 |
| RBW [MHz] \| VBW [MHz] | 0.100000 \| 0.300000 |
| Detector \| TraceMode | POS \| MAXH |
| Sweep: Time [ms] \| Count \| Points per Section \| Type | 500 \| 8 \| 3001 \| SWE |

| RESULT: TC_VM_FCC15247_TX_Emissions_Conducted_V01 | | | | | |
|---|---|---|---|---|---|
| Test Description | Lower Limit | Upper Limit | Measured | Unit | Verdict |
| Reference @ 2402.17 MHz | --- | --- | -2.69 | dBm | Information |
| No peaks detected | --- | --- | | | PASS |

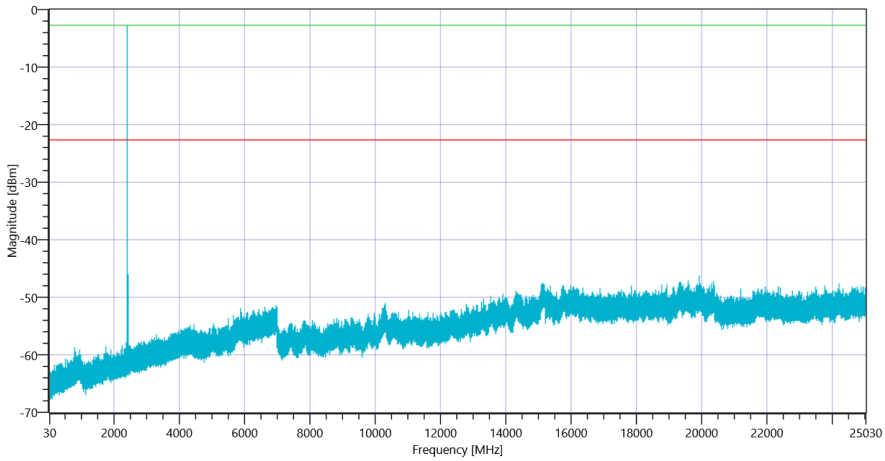


Plot_FCC Part 15.247 TX Spurious Conduced ~ BT Classic EDR Pi-4DQPSK 2402_27112019_093259.png

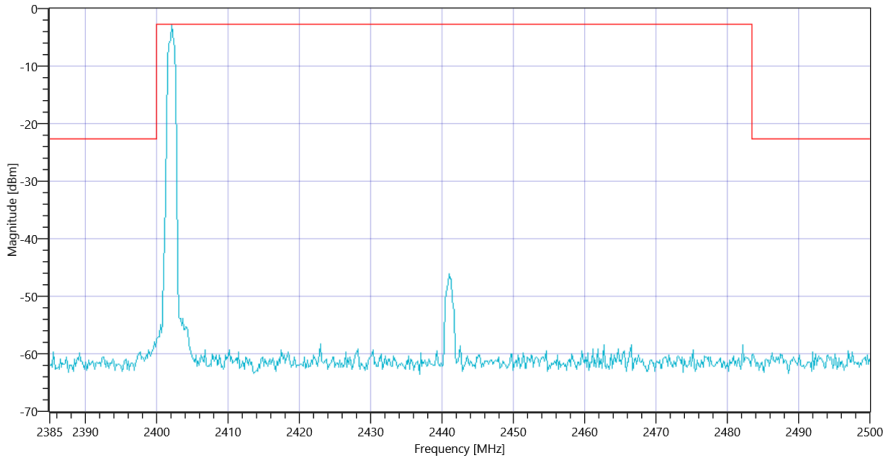


Plot_FCC Part 15.247 TX Spurious Conduced ~ BT Classic EDR Pi-4DQPSK 2402_27112019_093301.png

## Test at TX 2441 MHz

| RESULT: BT Classic Connection check | | | | | |
|---|---|---|---|---|---|
| Test Description | Lower Limit | Upper Limit | Measured | Unit | Verdict |
| Connection result | --- | --- | --- | -- | TCON |

| READ SA SETTINGS: | |
|---|---|
| RefLevel [dBm] \| RefLevelOffset [dB] \| InpAtt [dB] | 4.08 \| 0 \| 20 |
| Start [MHz] \| Stop [MHz] | 24530.000 \| 25030.000 |
| RBW [MHz] \| VBW [MHz] | 0.100000 \| 0.300000 |
| Detector \| TraceMode | POS \| MAXH |
| Sweep: Time [ms] \| Count \| Points per Section \| Type | 500 \| 8 \| 3001 \| SWE |

| RESULT: TC_VM_FCC15247_TX_Emissions_Conducted_V01 | | | | | |
|---|---|---|---|---|---|
| Test Description | Lower Limit | Upper Limit | Measured | Unit | Verdict |
| Reference @ 2441.17 MHz | --- | --- | -3.41 | dBm | Information |
| No peaks detected | --- | --- | | | PASS |

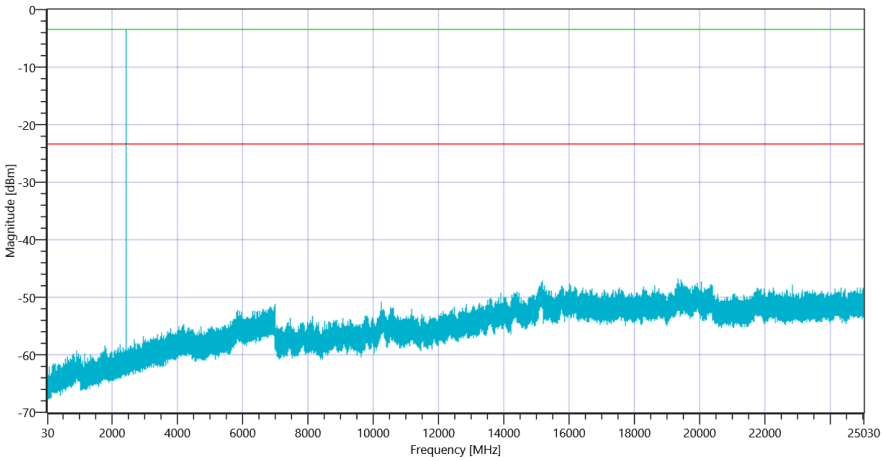


Plot_FCC Part 15.247 TX Spurious Conduced ~ BT Classic EDR Pi-4DQPSK 2441_27112019_093744.png

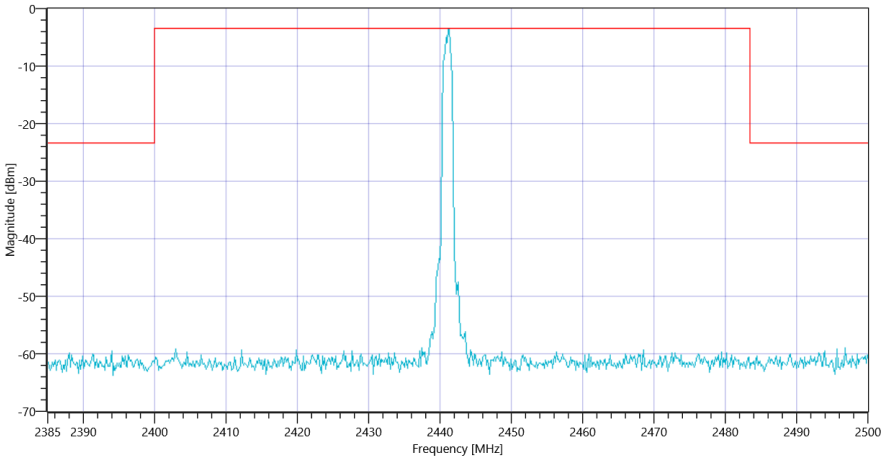


Plot_FCC Part 15.247 TX Spurious Conduced ~ BT Classic EDR Pi-4DQPSK 2441_27112019_093747.png

## Test at TX 2480 MHz

| RESULT: BT Classic Connection check | | | | | |
|---|---|---|---|---|---|
| Test Description | Lower Limit | Upper Limit | Measured | Unit | Verdict |
| Connection result | --- | --- | --- | -- | TCON |

| READ SA SETTINGS: | |
|---|---|
| RefLevel [dBm] \| RefLevelOffset [dB] \| InpAtt [dB] | 3.44 \| 0 \| 20 |
| Start [MHz] \| Stop [MHz] | 24530.000 \| 25030.000 |
| RBW [MHz] \| VBW [MHz] | 0.100000 \| 0.300000 |
| Detector \| TraceMode | POS \| MAXH |
| Sweep: Time [ms] \| Count \| Points per Section \| Type | 500 \| 8 \| 3001 \| SWE |

| RESULT: TC_VM_FCC15247_TX_Emissions_Conducted_V01 | | | | | |
|---|---|---|---|---|---|
| Test Description | Lower Limit | Upper Limit | Measured | Unit | Verdict |
| Reference @ 2480.00 MHz | --- | --- | -4.77 | dBm | Information |
| No peaks detected | --- | --- | | | PASS |

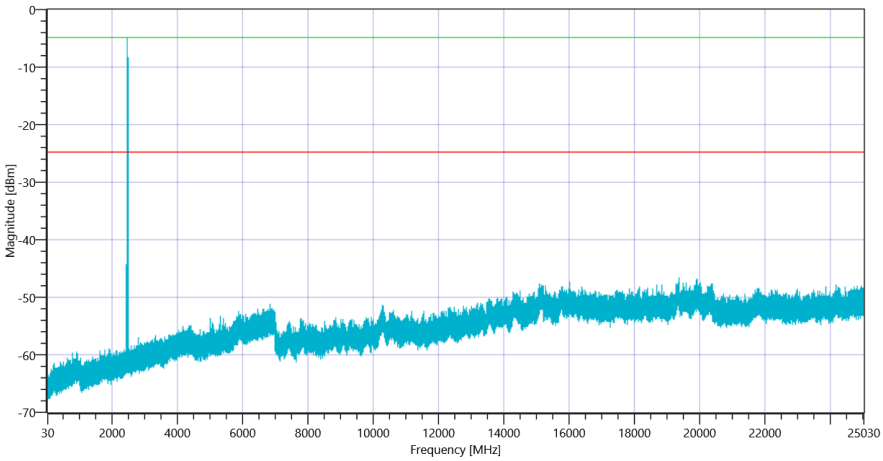


Plot_FCC Part 15.247 TX Spurious Conduced ~ BT Classic EDR Pi-4DQPSK 2480_27112019_094230.png

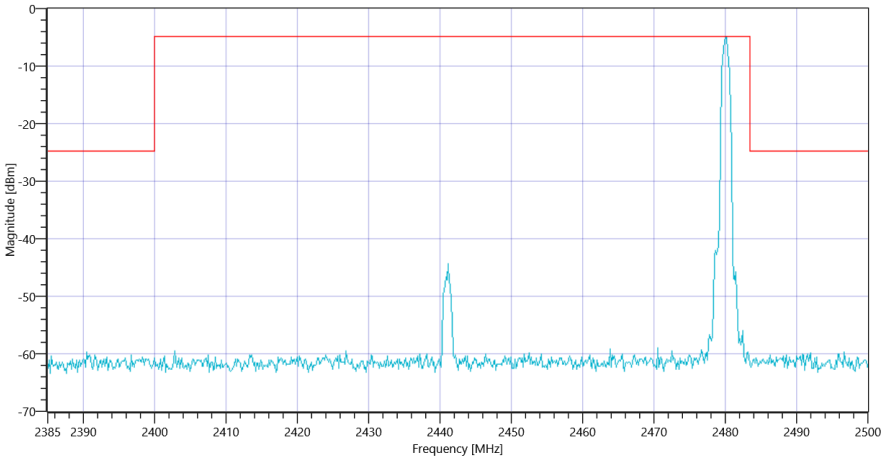


Plot_FCC Part 15.247 TX Spurious Conduced ~ BT Classic EDR Pi-4DQPSK 2480_27112019_094233.png

| TEST FINISHED | | |
|---|---|---|
| General Verdict | 27.11.2019 09:42:34 / RT: 866 s | PASS |

# 13. FCC Part 15.247 TX Spurious Conduced ~ BT Classic EDR 8DPSK

| Test References | |
|---|---|
| TC Start | 27.11.2019 09:50:29 |
| System Version | 1.0.0.24 |
| Test Specification | FCC Part 15.247 |
| Test Method | IF DTS then 8.5 DTS emissions in non-restricted frequency bands: Subclause 11.11 of ANSI C63.10 is applicable. |
| Class / TC Version / TC ID | TC_VM_FCC15247_TX_Emissions_Conducted_V01 Version: 0.0.1 \| TCID_FCC15247_8 |
| My Description | FCC 15.247 TX Emissions Conducted FHSS - BT Classic EDR 8DPSK |
| Add. Information | |

| Test Parameter | |
|---|---|
| Technology to test | BT Classic EDR 8DPSK |
| Antenna Port used | 1 |
| Temperature | mid |
| Voltage | mid |
| Frequency low to test | True \| Freq [MHz] 2402 |
| Frequency mid to test | True \| Freq [MHz] 2441 |
| Frequency high to test | True \| Freq [MHz] 2480 |
| Switched Path | IUT - SignalingUnit - SpectrumAnalyzer |
| Devices in use | SigBT: Rohde&Schwarz,CMW,1201.0002k75/100683,3.7.70 \| SA: Rohde&Schwarz,FSV-30,1321.3008K30/103809,3.60 |

## Test at TX 2402 MHz

| RESULT: BT Classic Connection check | | | | | |
|---|---|---|---|---|---|
| Test Description | Lower Limit | Upper Limit | Measured | Unit | Verdict |
| Connection result | --- | --- | --- | -- | TCON |

| READ SA SETTINGS: | |
|---|---|
| RefLevel [dBm] \| RefLevelOffset [dB] \| InpAtt [dB] | 3.56 \| 0 \| 20 |
| Start [MHz] \| Stop [MHz] | 24530.000 \| 25030.000 |
| RBW [MHz] \| VBW [MHz] | 0.100000 \| 0.300000 |
| Detector \| TraceMode | POS \| MAXH |
| Sweep: Time [ms] \| Count \| Points per Section \| Type | 500 \| 8 \| 3001 \| SWE |

| RESULT: TC_VM_FCC15247_TX_Emissions_Conducted_V01 | | | | | |
|---|---|---|---|---|---|
| Test Description | Lower Limit | Upper Limit | Measured | Unit | Verdict |
| Reference @ 2402.00 MHz | --- | --- | -3.58 | dBm | Information |
| No peaks detected | --- | --- | | | PASS |

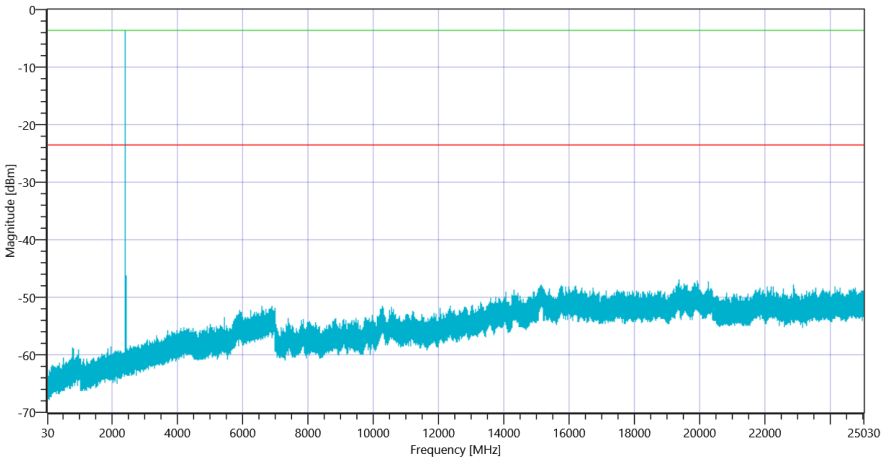


Plot_FCC Part 15.247 TX Spurious Conduced ~ BT Classic EDR 8DPSK 2402_27112019_095521.png

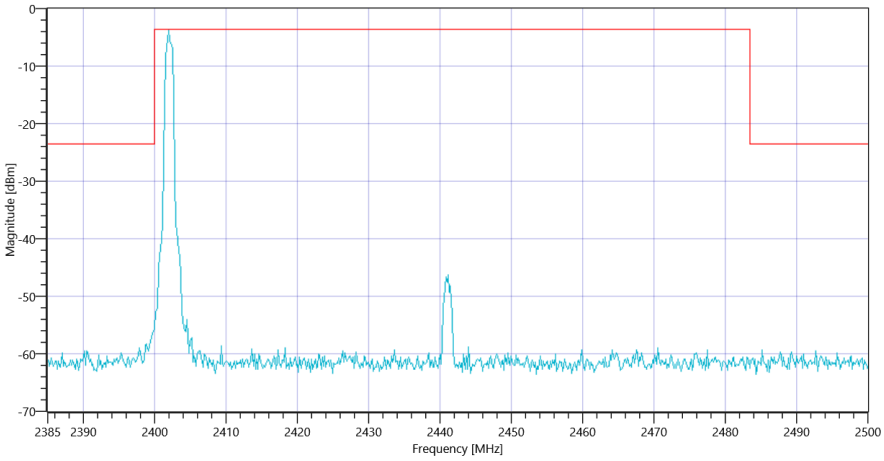


Plot_FCC Part 15.247 TX Spurious Conduced ~ BT Classic EDR 8DPSK 2402_27112019_095523.png

## Test at TX 2441 MHz

| RESULT: BT Classic Connection check | | | | | |
|---|---|---|---|---|---|
| Test Description | Lower Limit | Upper Limit | Measured | Unit | Verdict |
| Connection result | --- | --- | --- | -- | TCON |

| READ SA SETTINGS: | |
|---|---|
| RefLevel [dBm] \| RefLevelOffset [dB] \| InpAtt [dB] | 3.67 \| 0 \| 20 |
| Start [MHz] \| Stop [MHz] | 24530.000 \| 25030.000 |
| RBW [MHz] \| VBW [MHz] | 0.100000 \| 0.300000 |
| Detector \| TraceMode | POS \| MAXH |
| Sweep: Time [ms] \| Count \| Points per Section \| Type | 500 \| 8 \| 3001 \| SWE |

| RESULT: TC_VM_FCC15247_TX_Emissions_Conducted_V01 | | | | | |
|---|---|---|---|---|---|
| Test Description | Lower Limit | Upper Limit | Measured | Unit | Verdict |
| Reference @ 2441.00 MHz | --- | --- | -4.91 | dBm | Information |
| No peaks detected | --- | --- | | | PASS |

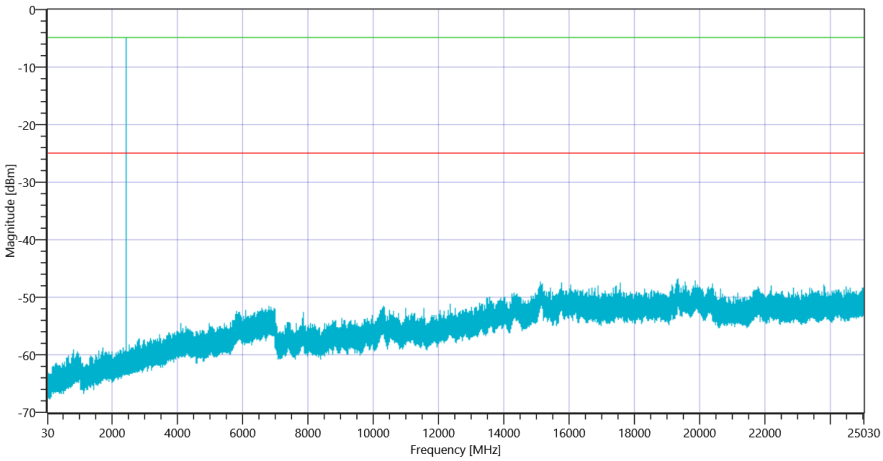


Plot_FCC Part 15.247 TX Spurious Conduced ~ BT Classic EDR 8DPSK 2441_27112019_100007.png

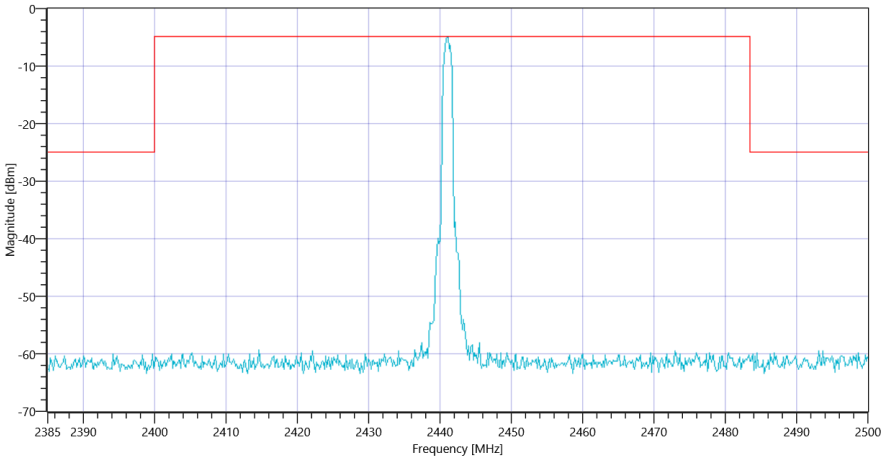


Plot_FCC Part 15.247 TX Spurious Conduced ~ BT Classic EDR 8DPSK 2441_27112019_100009.png

## Test at TX 2480 MHz

| RESULT: BT Classic Connection check | | | | | |
|---|---|---|---|---|---|
| Test Description | Lower Limit | Upper Limit | Measured | Unit | Verdict |
| Connection result | --- | --- | --- | -- | TCON |

| READ SA SETTINGS: | |
|---|---|
| RefLevel [dBm] \| RefLevelOffset [dB] \| InpAtt [dB] | 2.39 \| 0 \| 20 |
| Start [MHz] \| Stop [MHz] | 24530.000 \| 25030.000 |
| RBW [MHz] \| VBW [MHz] | 0.100000 \| 0.300000 |
| Detector \| TraceMode | POS \| MAXH |
| Sweep: Time [ms] \| Count \| Points per Section \| Type | 500 \| 8 \| 3001 \| SWE |

| RESULT: TC_VM_FCC15247_TX_Emissions_Conducted_V01 | | | | | |
|---|---|---|---|---|---|
| Test Description | Lower Limit | Upper Limit | Measured | Unit | Verdict |
| Reference @ 2480.17 MHz | --- | --- | -6.31 | dBm | Information |
| No peaks detected | --- | --- | | | PASS |

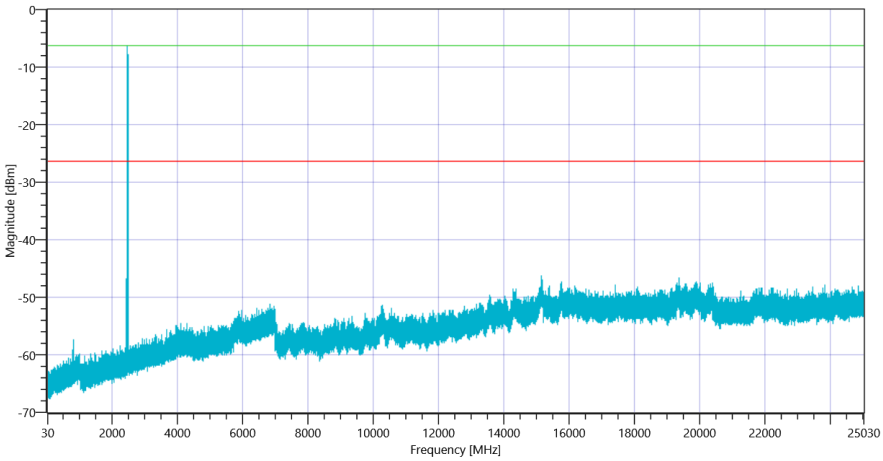


Plot_FCC Part 15.247 TX Spurious Conduced ~ BT Classic EDR 8DPSK 2480_27112019_100454.png

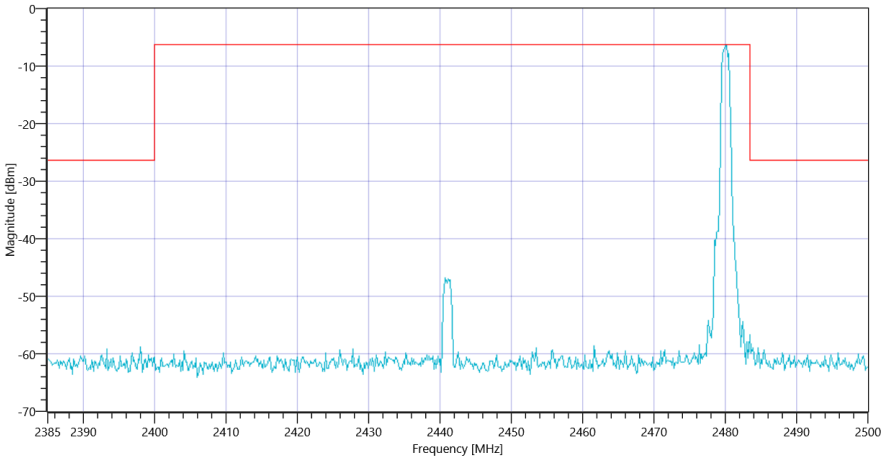


Plot_FCC Part 15.247 TX Spurious Conduced ~ BT Classic EDR 8DPSK 2480_27112019_100456.png

| TEST FINISHED | | |
|---|---|---|
| General Verdict | 27.11.2019 10:04:58 / RT: 869 s | PASS |

- END OF DOCUMENT -